

Summary Results Report
 2024 General Election
 November 5, 2024

Statistics TOTAL

| | |
|---------------------------|---------|
| Registered Voters - Total | 134,799 |
| Ballots Cast - Total | 114,612 |
| Voter Turnout - Total | 85.02% |

U.S. PRESIDENT / VICE PRESIDENT

Vote For 1

| | TOTAL | VOTE % | |
|--|--------|--------|---|
| REP DONALD J. TRUMP | 67,549 | 59.49% | <div style="width: 59.49%; background-color: #FFC300;"></div> |
| DEM KAMALA D. HARRIS | 41,238 | 36.32% | <div style="width: 36.32%; background-color: #FFC300;"></div> |
| Write-In: Invalid | 1,495 | 1.32% | |
| LIB CHASE OLIVER | 1,325 | 1.17% | |
| GRN JILL STEIN | 644 | 0.57% | |
| CON JOEL SKOUSEN | 580 | 0.51% | |
| CLAUDIA DE LA CRUZ | 258 | 0.23% | |
| LUCIFER "JUSTIN CASE" | 234 | 0.21% | |
| CORNEL RONALD WEST | 189 | 0.17% | |
| Write-In: PETER SONSKI / LAUREN MICHELLE ONAK | 21 | 0.02% | |
| Write-In: JAY J BOWMAN / DE D. BOWMAN | 9 | 0.01% | |
| Write-In: FUTURE MADAM | 7 | 0.01% | |
| Write-In: SHONDRA YEVETTE | 0 | 0.00% | |
| Write-In: BUDDIE ARDEN | 0 | 0.00% | |
| Write-In: STEVE M. JOHNSON | 0 | 0.00% | |
| Write-In: ANDRE RAMON MC | 0 | 0.00% | |
| Write-In Totals | 1,532 | 1.35% | |
| Not Assigned | 0 | 0.00% | |

U.S. SENATE

Vote For 1

| | TOTAL | VOTE % | |
|------------------------|--------|--------|---|
| REP JOHN CURTIS | 67,713 | 61.82% | <div style="width: 61.82%; background-color: #FFC300;"></div> |
| DEM CAROLINE GLEICH | 35,286 | 32.21% | <div style="width: 32.21%; background-color: #FFC300;"></div> |
| IAP CARLTON E. BOWEN | 5,932 | 5.42% | |
| Write-In: Invalid | 588 | 0.54% | |
| Write-In: LAIRD FETZER | 18 | 0.02% | |
| Write-In Totals | 606 | 0.55% | |
| Not Assigned | 0 | 0.00% | |











U.S. HOUSE DISTRICT 1

Vote For 1

| | TOTAL | VOTE % | |
|----------------------|--------|--------|---|
| REP BLAKE D. MOORE | 68,854 | 63.82% | <div style="width: 63.82%; background-color: #FFC300;"></div> |
| DEM BILL CAMPBELL | 33,508 | 31.06% | <div style="width: 31.06%; background-color: #FFC300;"></div> |
| LIB DANIEL R. COTTAM | 5,527 | 5.12% | |






GOVERNOR / LT. GOVERNOR

Vote For 1

| | TOTAL | VOTE % | |
|---|--------|--------|---|
| REP SPENCER J. COX | 59,443 | 53.57% |  |
| DEM BRIAN SMITH KING | 30,804 | 27.76% |  |
| Write-In: PHIL LYMAN / NATALIE CLAWSON | 13,726 | 12.37% |  |
| LIB J. ROBERT LATHAM | 3,714 | 3.35% |  |
| IAP TOMMY WILLIAMS | 2,397 | 2.16% |  |
| TOM TOMENY | 485 | 0.44% |  |
| Write-In: Invalid | 344 | 0.31% |  |
| Write-In: CHARLIE TAUTUAA / SYLVIA MIERA FISK | 49 | 0.04% |  |
| Write-In Totals | 14,119 | 12.72% |  |
| Not Assigned | 0 | 0.00% |  |




ATTORNEY GENERAL

Vote For 1

| | TOTAL | VOTE % | |
|--------------------------|--------|--------|---|
| REP DEREK BROWN | 62,805 | 58.05% |  |
| DEM RUDY J BAUTISTA | 30,593 | 28.27% |  |
| UUP MICHELLE QUIST | 6,753 | 6.24% |  |
| LIB W. ANDREW MCCULLOUGH | 4,631 | 4.28% |  |
| AUSTIN HEPWORTH | 3,417 | 3.16% |  |




STATE AUDITOR AUDITOR

Vote For 1

| | TOTAL | VOTE % | |
|-----------------------|--------|--------|---|
| REP TINA CANNON | 66,878 | 63.04% |  |
| DEM CATHERINE VOUTAZ | 33,430 | 31.51% |  |
| CON JEFFREY L. OSTLER | 5,787 | 5.45% |  |

STATE TREASURER

Vote For 1

| | TOTAL | VOTE % | |
|-------------------|--------|--------|---|
| REP MARLO M. OAKS | 67,086 | 63.27% |  |
| DEM NEIL A HANSEN | 32,950 | 31.08% |  |
| UFP MILES POMEROY | 5,993 | 5.65% |  |

UTAH SENATE DISTRICT 3

Vote For 1

| | TOTAL | VOTE % | |
|---------------------|--------|--------|---|
| REP JOHN D. JOHNSON | 21,497 | 58.82% |  |
| DEM STACY BERNAL | 15,052 | 41.18% |  |

UTAH SENATE DISTRICT 4

Vote For 1

| | TOTAL | VOTE % | |
|--------------------------|--------|---------|---|
| REP CALVIN RAY MUSSELMAN | 29,588 | 100.00% |  |

UTAH HOUSE DISTRICT 6

| Vote For 1 | | TOTAL | VOTE % |
|----------------------|-------|--------|--------|
| REP MATTHEW H. GWYNN | 9,893 | 79.18% | |
| DEM AMBER HARDY | 2,601 | 20.82% | |

UTAH HOUSE DISTRICT 7

| Vote For 1 | | TOTAL | VOTE % |
|--------------------|--------|---------|--------|
| REP RYAN D. WILCOX | 13,190 | 100.00% | |

UTAH HOUSE DISTRICT 8

| Vote For 1 | | TOTAL | VOTE % |
|------------------|--------|---------|--------|
| REP JASON B KYLE | 12,695 | 100.00% | |

UTAH HOUSE DISTRICT 9

| Vote For 1 | | TOTAL | VOTE % |
|----------------------|-------|--------|--------|
| REP JAKE SAWYER | 9,497 | 58.29% | |
| DEM ANGELA CHOBERKA | 5,996 | 36.80% | |
| LIB JACOB K. JOHNSON | 799 | 4.90% | |

UTAH HOUSE DISTRICT 10

| Vote For 1 | | TOTAL | VOTE % |
|---------------------|-------|--------|--------|
| REP JILL KOFORD | 8,018 | 50.98% | |
| DEM ROSEMARY LESSER | 7,709 | 49.02% | |

UTAH HOUSE DISTRICT 11

| Vote For 1 | | TOTAL | VOTE % |
|---------------|-------|---------|--------|
| REP KATY HALL | 7,600 | 100.00% | |




UTAH HOUSE DISTRICT 12

| Vote For 1 | | TOTAL | VOTE % |
|-------------------|--------|--------|--------|
| REP MIKE SCHULTZ | 12,312 | 72.36% | |
| DEM SHARON HILTON | 4,704 | 27.64% | |

STATE BOARD OF EDUCATION DISTRICT 3

| Vote For 1 | | TOTAL | VOTE % |
|-------------------|--------|--------|--------|
| REP ROD HALL | 10,537 | 67.48% | |
| UFP LAURA JOHNSON | 5,077 | 32.52% | |

COUNTY COMMISSION SEAT C

| Vote For 1 | | TOTAL | VOTE % |
|------------------------|--------|--------|---|
| REP JIM HARVEY | 61,272 | 56.82% |  |
| DEM STEVEN VAN WAGONER | 39,005 | 36.17% |  |
| LIB BRIAN K ROWLEY | 7,553 | 7.00% |  |

COUNTY ASSESSOR

| Vote For 1 | | TOTAL | VOTE % |
|----------------------|--------|---------|---|
| REP JOHN E. ULIBARRI | 83,977 | 100.00% |  |

COUNTY RECORDER / SURVEYOR

| Vote For 1 | | TOTAL | VOTE % |
|-----------------------|--------|---------|---|
| REP BAHY RAHIMZADEGAN | 81,685 | 100.00% |  |

COUNTY TREASURER

| Vote For 1 | | TOTAL | VOTE % |
|--------------------|--------|---------|---|
| REP LYNELLE JENSEN | 84,309 | 100.00% |  |



OGDEN SCHOOL BOARD DISTRICT 1

| Vote For 1 | | TOTAL | VOTE % |
|-----------------|-------|---------|---|
| ARLENE ANDERSON | 2,102 | 100.00% |  |


OGDEN SCHOOL BOARD DISTRICT 3

| Vote For 1 | | TOTAL | VOTE % |
|--------------------|-------|--------|---|
| JENNIFER R. ZUNDEL | 1,569 | 55.68% |  |
| STEFANIE CRAGUN | 1,249 | 44.32% |  |


OGDEN SCHOOL BOARD DISTRICT 5

| Vote For 1 | | TOTAL | VOTE % |
|-----------------|-------|--------|---|
| JOHN D PETERSON | 2,814 | 54.44% |  |
| ERIC HALL | 2,355 | 45.56% |  |

OGDEN SCHOOL BOARD DISTRICT 6

| Vote For 1 | | TOTAL | VOTE % |
|----------------|-------|---------|---|
| JENNIFER GENTA | 1,836 | 100.00% |  |

WEBER SCHOOL BOARD DISTRICT 4

| Vote For 1 | | TOTAL | VOTE % |
|------------------|--------|---------|---|
| PAUL J. WIDDISON | 10,694 | 100.00% |  |

WEBER SCHOOL BOARD DISTRICT 5

| Vote For 1 | | TOTAL | VOTE % |
|------------------|--|-------|---------|
| DOUGLAS R. HURST | | 6,663 | 100.00% |

WEBER SCHOOL BOARD DISTRICT 7

| Vote For 1 | | TOTAL | VOTE % |
|------------------|--|-------|---------|
| WYLE J. WILLIAMS | | 7,358 | 100.00% |

MATTHEW B. DURRANT

| Vote For 1 | | TOTAL | VOTE % |
|------------|--|--------|--------|
| Yes | | 70,131 | 76.35% |
| No | | 21,721 | 23.65% |

RYAN D. TENNEY

| Vote For 1 | | TOTAL | VOTE % |
|------------|--|--------|--------|
| Yes | | 69,413 | 76.57% |
| No | | 21,235 | 23.43% |

JOSEPH M. BEAN

| Vote For 1 | | TOTAL | VOTE % |
|------------|--|--------|--------|
| Yes | | 68,291 | 75.39% |
| No | | 22,298 | 24.61% |

RONALD G. RUSSELL

| Vote For 1 | | TOTAL | VOTE % |
|------------|--|--------|--------|
| Yes | | 70,492 | 77.71% |
| No | | 20,223 | 22.29% |

CRISTINA PATRICIA ORTEGA

| Vote For 1 | | TOTAL | VOTE % |
|------------|--|--------|--------|
| Yes | | 69,669 | 76.28% |
| No | | 21,670 | 23.72% |

CRAIG HALL

| Vote For 1 | | TOTAL | VOTE % |
|------------|--|--------|--------|
| Yes | | 67,368 | 74.70% |
| No | | 22,815 | 25.30% |

MICHAEL DARIO DIREDA

Vote For 1

| | TOTAL | VOTE % | |
|-----|--------|--------|--|
| Yes | 70,645 | 77.61% | |
| No | 20,384 | 22.39% | |

TASHA WILLIAMS

Vote For 1

| | TOTAL | VOTE % | |
|-----|--------|--------|--|
| Yes | 71,916 | 78.98% | |
| No | 19,145 | 21.02% | |

PAUL H OLDS

Vote For 1

| | TOTAL | VOTE % | |
|-----|-------|--------|--|
| Yes | 2,266 | 78.44% | |
| No | 623 | 21.56% | |

TRENT D. NELSON

Vote For 1

| | TOTAL | VOTE % | |
|-----|-------|--------|--|
| Yes | 1,996 | 79.84% | |
| No | 504 | 20.16% | |

CONSTITUTIONAL AMENDMENT B

Vote For 1

| | TOTAL | VOTE % | |
|---------|--------|--------|--|
| For | 71,505 | 67.78% | |
| Against | 33,988 | 32.22% | |

CONSTITUTIONAL AMENDMENT C

Vote For 1

| | TOTAL | VOTE % | |
|---------|--------|--------|--|
| For | 88,051 | 83.23% | |
| Against | 17,747 | 16.77% | |

BALLOT PROPOSITION 19

Vote For 1

| | TOTAL | VOTE % | |
|-----|--------|--------|--|
| Yes | 71,654 | 66.62% | |
| No | 35,895 | 33.38% | |





OGDEN VALLEY CITY

Vote For 1

| | TOTAL | VOTE % | |
|-----|-------|--------|--|
| Yes | 2,927 | 64.70% | |
| No | 1,597 | 35.30% | |

FORM OF GOVERNMENT OGDEN VALLEY CITY

Vote For 1

| | TOTAL | VOTE % | |
|---------------------------------|-------|--------|---|
| Six-member council form | 1,949 | 45.27% |  |
| Seven-member council-mayor form | 870 | 20.21% |  |
| Five-member council-mayor form | 812 | 18.86% |  |
| Five-member council form | 674 | 15.66% |  |

CITY COUNCIL QUESTION

Vote For 1

| | TOTAL | VOTE % | |
|-----|-------|--------|---|
| Yes | 3,947 | 91.62% |  |
| No | 361 | 8.38% |  |

STATE OF UTAH


COUNTY OF WEBER

BOARD of CANVASS CERTIFICATION


2024 GENERAL ELECTION

The undersigned Weber County Board of Canvassers and the Weber County Clerk/Auditor do hereby certify the election results of the 2024 General Election held on the 5th Day of November, 2024, as they appear in the attached official returns of said election as filed and on record in the office of the Clerk/Auditor of Weber County.

IN WITNESS WHEREOF, we have hereunto subscribed our signatures this 19th Day of November, 2024.




James "Jim" H. Harvey, Weber County Commission Chair
Board of Canvassers



Sharon Arrington Bolos, Weber County Commission Vice Chair
Board of Canvassers



Gage Froerer, Weber County Commissioner
Board of Canvassers



Ricky D. Hatch, CPA
Weber County Clerk/Auditor

Weber County Canvass Statistics

November 5th, 2024

Fill i
once

Section 1 - Ballot Statistics

| | | |
|----|----------|---|
| 1A | 85.0% | Voter Turnout |
| 1B | 134,799 | Active voters (as of the voter registration deadline) |
| 1C | 103,138 | Number of counted ballots (Mail or Drop Box) |
| 1D | 7728 | Number of counted ballots (In-person) |
| 1E | 363 | Number of ballots that were returned electronically (UOCAVA/disability) |
| 1F | 3383 | Number of counted ballots (Provisional) |
| 1G | 114612 | Total number of ballots counted |
| 1H | No | Does total ballots counted match the number of voters given vote history in VISTA |
| 1I | 2 | If no, what is the difference |
| | | two fleeing voters |
| 1L | Explain: | |

Section 2: Challenged and Uncounted Ballot Statistics

| | | |
|----|-------|--|
| 2A | 868 | Number of envelopes with a signature that does not match the voter's signature |
| 2B | 131 | Number of unsigned envelopes |
| 2C | 16 | Number of challenged ballots for other curable reasons |
| 2D | 2194 | Total number of ballots that were challenged (cured and not cured combined) |
| 2E | 1015 | Total number of curable that were not cured |
| 2F | 46.3% | Percentage of curable ballots that were not cured |
| 2G | 68 | Total number of ballots where the voter submitted a disability affidavit* |

Section 3: Rejected ballot statistics (ballots that cannot be cured)

| | | |
|----|-------|--|
| 3A | 147 | Number of ballots that were returned after the postmark deadline |
| 3B | 102 | Number of ballots rejected for other non-curable reasons |
| 3C | 249 | Total number of rejected that were not curable |
| 3D | 1.94% | Percentage of ballots that were returned as undeliverable |

Section 4: Provisional ballot statistics

| | | |
|----|-------|--|
| 4A | 3506 | Number of provisional ballots issued |
| 4B | 3383 | Number of provisional ballots counted |
| 4C | 123 | Total Number of provisional ballots not counted |
| 4D | 10 | Already Voted |
| 4E | 43 | Insufficient ID |
| 4F | 2 | Unsigned |
| 4G | 41 | Incomplete Form |
| 4H | 27 | Other |
| 4I | 96.5% | Percentage of provisionals that were counted |
| 4J | 1896 | Number of provisional ballots that are same-day registration |

Section 5: County Clerk Certification

Ricky D. Hatch
Weber County

I certify that the information contained in this report is true and accurate.

This report must be sent to elections@utah.gov upon completion of the canvass



Canvass - Audit Certification Report

County: Weber County

Election: 2024 General Election

Paper Ballot Audit Summary

1. Number of paper ballots processed: 114,612
2. Number of ballots audited: 1009
3. List the contests on the ballot that were audited:

US President/Vice President
Governor/Lieutenant Governor
State House District 10

County Commission Seat C
Constitutional Amendment B

Were there any differences between the tabulation software and the votes marked on the paper ballots?

Yes No (*If YES, please attach an explanation of any inconsistencies)

DRE Machine Audit Summary (complete only if applicable)

1. Number of voting machines used in the election: _____
2. Number of polling places used for the election: _____
3. Number of voting machines audited: _____
4. Were tamper-evident seals affixed to all journal tape canisters? Yes No
(*If no, please attach copies of the journal tape logs for the applicable canisters)
5. Did all machine serial numbers match when the canisters were installed and removed? Yes No
(*If no, please attach copies of the journal tape logs for the applicable canisters)
6. Did any tape seals on the journal tape canisters show evidence of tampering? Yes No
(*If yes, please attach copies of the logs for the applicable canisters)
7. Were there any differences between the machine results and hand-counted results for any audited machine? Yes No *If yes, please attach copies of the hand count logs for the applicable canisters)

Signature Affidavit Audit Summary

Total number of signature affidavits audited: 1,042

Did the signature audit reveal any inconsistencies between a signature's initial verification and the audit?
 Yes No (*If YES, please attach an explanation of any inconsistencies)

See attached LGO Signature Audit Summary Log

Clerk Certification – to be completed before the canvass

Yes No I certify that I have reviewed the number of vote histories recorded in VISTA and they closely match the number of ballots cast in my county during this election.

Number of ballots counted: 114,612


Number of vote histories: 114,614

Difference: 2

Explain any differences: These two voters checked in and received vote history at a polling location, but did not return their ballot.

Yes No I certify that I have properly maintained the voter list in accordance with state and federal laws (20A-3a-404(2)).

Yes No I complied with the requirements of the software validation rule R623-7: "before using any voting equipment, and before each election, the election officer shall verify that the firmware version on any voting equipment matches the firmware version that is certified by the EAC."

County Clerk Signature:  Date: 11/19/2024

CNP01 Suppressed

Statistics TOTAL

| | |
|---------------------------|---------|
| Registered Voters - Total | 2 |
| Ballots Cast - Total | 2 |
| Voter Turnout - Total | 100.00% |

U.S. PRESIDENT / VICE PRESIDENT

Vote For 1

TOTAL VOTE %

CON JOEL SKOUSEN

CORNEL RONALD WEST

LUCIFER "JUSTIN CASE"

GRN JILL STEIN

REP DONALD J. TRUMP

LIB CHASE OLIVER

DEM KAMALA D. HARRIS

CLAUDIA DE LA CRUZ

Write-In Totals

U.S. SENATE

Vote For 1

TOTAL VOTE %

IAP CARLTON E. BOWEN

REP JOHN CURTIS

DEM CAROLINE GLEICH

Write-In Totals

U.S. HOUSE DISTRICT 1

Vote For 1

TOTAL VOTE %

DEM BILL CAMPBELL

REP BLAKE D. MOORE

LIB DANIEL R. COTTAM

GOVERNOR / LT. GOVERNOR

Vote For 1

TOTAL VOTE %

REP SPENCER J. COX

IAP TOMMY WILLIAMS

DEM BRIAN SMITH KING

LIB J. ROBERT LATHAM

TOM TOMENY

Write-In Totals

CNP01 Suppressed

ATTORNEY GENERAL

Vote For 1

TOTAL VOTE %

REP DEREK BROWN

AUSTIN HEPWORTH

DEM RUDY J BAUTISTA

LIB W. ANDREW MCCULLOUGH

UUP MICHELLE QUIST

STATE AUDITOR AUDITOR

Vote For 1

TOTAL VOTE %

REP TINA CANNON

CON JEFFREY L. OSTLER

DEM CATHERINE VOUTAZ

STATE TREASURER

Vote For 1

TOTAL VOTE %

REP MARLO M. OAKS

UFP MILES POMEROY

DEM NEIL A HANSEN

UTAH SENATE DISTRICT 3

Vote For 1

TOTAL VOTE %

REP JOHN D. JOHNSON

DEM STACY BERNAL

UTAH HOUSE DISTRICT 6

Vote For 1

TOTAL VOTE %

REP MATTHEW H. GWYNN

DEM AMBER HARDY

COUNTY COMMISSION SEAT C

Vote For 1

TOTAL VOTE %

REP JIM HARVEY

LIB BRIAN K ROWLEY

DEM STEVEN VAN WAGONER

COUNTY ASSESSOR

Vote For 1

TOTAL VOTE %

REP JOHN E. ULIBARRI

CNP01 Suppressed

COUNTY RECORDER / SURVEYOR

Vote For 1

TOTAL VOTE %

REP BAHY RAHIMZADEGAN

COUNTY TREASURER

Vote For 1

TOTAL VOTE %

REP LYNELLE JENSEN

MATTHEW B. DURRANT

Vote For 1

TOTAL VOTE %

Yes

No

RYAN D. TENNEY

Vote For 1

TOTAL VOTE %

Yes

No

JOSEPH M. BEAN

Vote For 1

TOTAL VOTE %

Yes

No

RONALD G. RUSSELL

Vote For 1

TOTAL VOTE %

Yes

No

CRISTINA PATRICIA ORTEGA

Vote For 1

TOTAL VOTE %

Yes

No

CRAIG HALL

Vote For 1

TOTAL VOTE %

Yes

No

CNP01 Suppressed

MICHAEL DARIO DIREDA

Vote For 1

TOTAL VOTE %

Yes

No

TASHA WILLIAMS

Vote For 1

TOTAL VOTE %

Yes

No

CONSTITUTIONAL AMENDMENT B

Vote For 1

TOTAL VOTE %

For

Against

CONSTITUTIONAL AMENDMENT C

Vote For 1

TOTAL VOTE %

For

Against

BALLOT PROPOSITION 19

Vote For 1

TOTAL VOTE %

Yes

No

CNP02 Suppressed

Statistics TOTAL

| | |
|---------------------------|--------|
| Registered Voters - Total | 10 |
| Ballots Cast - Total | 8 |
| Voter Turnout - Total | 80.00% |

U.S. PRESIDENT / VICE PRESIDENT

Vote For 1

| | TOTAL | VOTE % |
|--|-------|--------|
|--|-------|--------|

| | |
|-----------------------|--|
| REP DONALD J. TRUMP | |
| CORNEL RONALD WEST | |
| LUCIFER "JUSTIN CASE" | |
| CON JOEL SKOUSEN | |
| GRN JILL STEIN | |
| LIB CHASE OLIVER | |
| DEM KAMALA D. HARRIS | |
| CLAUDIA DE LA CRUZ | |
| Write-In Totals | |

U.S. SENATE

Vote For 1

| | TOTAL | VOTE % |
|--|-------|--------|
|--|-------|--------|

| | |
|----------------------|--|
| REP JOHN CURTIS | |
| IAP CARLTON E. BOWEN | |
| DEM CAROLINE GLEICH | |
| Write-In Totals | |

U.S. HOUSE DISTRICT 1

Vote For 1

| | TOTAL | VOTE % |
|--|-------|--------|
|--|-------|--------|

| | |
|----------------------|--|
| LIB DANIEL R. COTTAM | |
| REP BLAKE D. MOORE | |
| DEM BILL CAMPBELL | |

GOVERNOR / LT. GOVERNOR

Vote For 1

| | TOTAL | VOTE % |
|--|-------|--------|
|--|-------|--------|

| | |
|----------------------|--|
| REP SPENCER J. COX | |
| IAP TOMMY WILLIAMS | |
| DEM BRIAN SMITH KING | |
| LIB J. ROBERT LATHAM | |
| TOM TOMENY | |
| Write-In Totals | |

CNP02 Suppressed

ATTORNEY GENERAL

Vote For 1

TOTAL VOTE %

REP DEREK BROWN

DEM RUDY J BAUTISTA

LIB W. ANDREW MCCULLOUGH

AUSTIN HEPWORTH

UUP MICHELLE QUIST

STATE AUDITOR AUDITOR

Vote For 1

TOTAL VOTE %

REP TINA CANNON

CON JEFFREY L. OSTLER

DEM CATHERINE VOUTAZ

STATE TREASURER

Vote For 1

TOTAL VOTE %

REP MARLO M. OAKS

UFP MILES POMEROY

DEM NEIL A HANSEN

UTAH SENATE DISTRICT 4

Vote For 1

TOTAL VOTE %

REP CALVIN RAY MUSSELMAN

UTAH HOUSE DISTRICT 8

Vote For 1

TOTAL VOTE %

REP JASON B KYLE

COUNTY COMMISSION SEAT C

Vote For 1

TOTAL VOTE %

REP JIM HARVEY

LIB BRIAN K ROWLEY

DEM STEVEN VAN WAGONER

COUNTY ASSESSOR

Vote For 1

TOTAL VOTE %

REP JOHN E. ULIBARRI

CNP02 Suppressed

COUNTY RECORDER / SURVEYOR

Vote For 1

TOTAL VOTE %

REP BAHY RAHIMZADEGAN

COUNTY TREASURER

Vote For 1

TOTAL VOTE %

REP LYNELLE JENSEN

MATTHEW B. DURRANT

Vote For 1

TOTAL VOTE %

Yes

No

RYAN D. TENNEY

Vote For 1

TOTAL VOTE %

Yes

No

JOSEPH M. BEAN

Vote For 1

TOTAL VOTE %

Yes

No

RONALD G. RUSSELL

Vote For 1

TOTAL VOTE %

Yes

No

CRISTINA PATRICIA ORTEGA

Vote For 1

TOTAL VOTE %

Yes

No

CRAIG HALL

Vote For 1

TOTAL VOTE %

Yes

No

CNP02 Suppressed

MICHAEL DARIO DIREDA

Vote For 1

TOTAL VOTE %

Yes

No

TASHA WILLIAMS

Vote For 1

TOTAL VOTE %

Yes

No

CONSTITUTIONAL AMENDMENT B

Vote For 1

TOTAL VOTE %

For

Against

CONSTITUTIONAL AMENDMENT C

Vote For 1

TOTAL VOTE %

For

Against

BALLOT PROPOSITION 19

Vote For 1

TOTAL VOTE %

Yes

No

CNP03 Suppressed

Statistics TOTAL

| | |
|---------------------------|---------|
| Registered Voters - Total | 6 |
| Ballots Cast - Total | 6 |
| Voter Turnout - Total | 100.00% |

U.S. PRESIDENT / VICE PRESIDENT

Vote For 1

TOTAL VOTE %

| | |
|-----------------------|--|
| REP DONALD J. TRUMP | |
| CORNEL RONALD WEST | |
| LUCIFER "JUSTIN CASE" | |
| CON JOEL SKOUSEN | |
| GRN JILL STEIN | |
| LIB CHASE OLIVER | |
| DEM KAMALA D. HARRIS | |
| CLAUDIA DE LA CRUZ | |
| Write-In Totals | |

U.S. SENATE

Vote For 1

TOTAL VOTE %

| | |
|----------------------|--|
| REP JOHN CURTIS | |
| IAP CARLTON E. BOWEN | |
| DEM CAROLINE GLEICH | |
| Write-In Totals | |

U.S. HOUSE DISTRICT 1

Vote For 1

TOTAL VOTE %

| | |
|----------------------|--|
| REP BLAKE D. MOORE | |
| DEM BILL CAMPBELL | |
| LIB DANIEL R. COTTAM | |

GOVERNOR / LT. GOVERNOR

Vote For 1

TOTAL VOTE %

| | |
|----------------------|--|
| REP SPENCER J. COX | |
| IAP TOMMY WILLIAMS | |
| DEM BRIAN SMITH KING | |
| LIB J. ROBERT LATHAM | |
| TOM TOMENY | |
| Write-In Totals | |

CNP03 Suppressed

ATTORNEY GENERAL

Vote For 1

TOTAL VOTE %

REP DEREK BROWN

DEM RUDY J BAUTISTA

LIB W. ANDREW MCCULLOUGH

AUSTIN HEPWORTH

UUP MICHELLE QUIST

STATE AUDITOR AUDITOR

Vote For 1

TOTAL VOTE %

REP TINA CANNON

CON JEFFREY L. OSTLER

DEM CATHERINE VOUTAZ

STATE TREASURER

Vote For 1

TOTAL VOTE %

REP MARLO M. OAKS

UFP MILES POMEROY

DEM NEIL A HANSEN

UTAH SENATE DISTRICT 3

Vote For 1

TOTAL VOTE %

REP JOHN D. JOHNSON

DEM STACY BERNAL

UTAH HOUSE DISTRICT 8

Vote For 1

TOTAL VOTE %

REP JASON B KYLE

COUNTY COMMISSION SEAT C

Vote For 1

TOTAL VOTE %

REP JIM HARVEY

LIB BRIAN K ROWLEY

DEM STEVEN VAN WAGONER

COUNTY ASSESSOR

Vote For 1

TOTAL VOTE %

REP JOHN E. ULIBARRI

CNP03 Suppressed

COUNTY RECORDER / SURVEYOR

Vote For 1

TOTAL VOTE %

REP BAHY RAHIMZADEGAN

COUNTY TREASURER

Vote For 1

TOTAL VOTE %

REP LYNELLE JENSEN

MATTHEW B. DURRANT

Vote For 1

TOTAL VOTE %

Yes

No

RYAN D. TENNEY

Vote For 1

TOTAL VOTE %

Yes

No

JOSEPH M. BEAN

Vote For 1

TOTAL VOTE %

Yes

No

RONALD G. RUSSELL

Vote For 1

TOTAL VOTE %

Yes

No

CRISTINA PATRICIA ORTEGA

Vote For 1

TOTAL VOTE %

No

Yes

CRAIG HALL

Vote For 1

TOTAL VOTE %

Yes

No

CNP03 Suppressed

MICHAEL DARIO DIREDA

Vote For 1

TOTAL VOTE %

Yes

No

TASHA WILLIAMS

Vote For 1

TOTAL VOTE %

Yes

No

CONSTITUTIONAL AMENDMENT B

Vote For 1

TOTAL VOTE %

Against

For

CONSTITUTIONAL AMENDMENT C

Vote For 1

TOTAL VOTE %

For

Against

BALLOT PROPOSITION 19

Vote For 1

TOTAL VOTE %

No

Yes

CNP04

Statistics TOTAL

| | |
|---------------------------|---------|
| Registered Voters - Total | 44 |
| Ballots Cast - Total | 45 |
| Voter Turnout - Total | 102.27% |

U.S. PRESIDENT / VICE PRESIDENT

Vote For 1

| | TOTAL | VOTE % | |
|-----------------------|-------|--------|---|
| REP DONALD J. TRUMP | 26 | 57.78% | <div style="width: 57.78%; background-color: #ffc107;"></div> |
| DEM KAMALA D. HARRIS | 16 | 35.56% | <div style="width: 35.56%; background-color: #ffc107;"></div> |
| LIB CHASE OLIVER | 1 | 2.22% | <div style="width: 2.22%; background-color: #ffc107;"></div> |
| CORNEL RONALD WEST | 0 | 0.00% | <div style="width: 0%; background-color: #ffc107;"></div> |
| LUCIFER "JUSTIN CASE" | 0 | 0.00% | <div style="width: 0%; background-color: #ffc107;"></div> |
| CON JOEL SKOUSEN | 0 | 0.00% | <div style="width: 0%; background-color: #ffc107;"></div> |
| GRN JILL STEIN | 0 | 0.00% | <div style="width: 0%; background-color: #ffc107;"></div> |
| CLAUDIA DE LA CRUZ | 0 | 0.00% | <div style="width: 0%; background-color: #ffc107;"></div> |
| Write-In Totals | 1 | 2.22% | <div style="width: 2.22%; background-color: #ffc107;"></div> |

U.S. SENATE

Vote For 1

| | TOTAL | VOTE % | |
|----------------------|-------|--------|---|
| REP JOHN CURTIS | 28 | 62.22% | <div style="width: 62.22%; background-color: #ffc107;"></div> |
| DEM CAROLINE GLEICH | 14 | 31.11% | <div style="width: 31.11%; background-color: #ffc107;"></div> |
| IAP CARLTON E. BOWEN | 0 | 0.00% | <div style="width: 0%; background-color: #ffc107;"></div> |
| Write-In Totals | 0 | 0.00% | <div style="width: 0%; background-color: #ffc107;"></div> |

U.S. HOUSE DISTRICT 1

Vote For 1

| | TOTAL | VOTE % | |
|----------------------|-------|--------|---|
| REP BLAKE D. MOORE | 29 | 64.44% | <div style="width: 64.44%; background-color: #ffc107;"></div> |
| DEM BILL CAMPBELL | 14 | 31.11% | <div style="width: 31.11%; background-color: #ffc107;"></div> |
| LIB DANIEL R. COTTAM | 0 | 0.00% | <div style="width: 0%; background-color: #ffc107;"></div> |

GOVERNOR / LT. GOVERNOR






Vote For 1

| | TOTAL | VOTE % | |
|----------------------|-------|--------|---|
| REP SPENCER J. COX | 23 | 51.11% | <div style="width: 51.11%; background-color: #ffc107;"></div> |
| DEM BRIAN SMITH KING | 13 | 28.89% | <div style="width: 28.89%; background-color: #ffc107;"></div> |
| IAP TOMMY WILLIAMS | 0 | 0.00% | <div style="width: 0%; background-color: #ffc107;"></div> |
| LIB J. ROBERT LATHAM | 0 | 0.00% | <div style="width: 0%; background-color: #ffc107;"></div> |
| TOM TOMENY | 0 | 0.00% | <div style="width: 0%; background-color: #ffc107;"></div> |
| Write-In Totals | 8 | 17.78% | <div style="width: 17.78%; background-color: #ffc107;"></div> |

CNP04




ATTORNEY GENERAL

Vote For 1

| | TOTAL | VOTE % | |
|--------------------------|-------|--------|---|
| REP DEREK BROWN | 26 | 57.78% |  |
| DEM RUDY J BAUTISTA | 13 | 28.89% |  |
| UUP MICHELLE QUIST | 2 | 4.44% |  |
| LIB W. ANDREW MCCULLOUGH | 1 | 2.22% |  |
| AUSTIN HEPWORTH | 0 | 0.00% |  |



STATE AUDITOR AUDITOR

Vote For 1

| | TOTAL | VOTE % | |
|-----------------------|-------|--------|---|
| REP TINA CANNON | 26 | 57.78% |  |
| DEM CATHERINE VOUTAZ | 14 | 31.11% |  |
| CON JEFFREY L. OSTLER | 1 | 2.22% |  |

STATE TREASURER

Vote For 1

| | TOTAL | VOTE % | |
|-------------------|-------|--------|---|
| REP MARLO M. OAKS | 26 | 57.78% |  |
| DEM NEIL A HANSEN | 14 | 31.11% |  |
| UFP MILES POMEROY | 1 | 2.22% |  |

UTAH SENATE DISTRICT 3

Vote For 1

| | TOTAL | VOTE % | |
|---------------------|-------|--------|---|
| REP JOHN D. JOHNSON | 23 | 51.11% |  |
| DEM STACY BERNAL | 19 | 42.22% |  |




UTAH HOUSE DISTRICT 7

Vote For 1

| | TOTAL | VOTE % | |
|--------------------|-------|--------|---|
| REP RYAN D. WILCOX | 32 | 71.11% |  |

COUNTY COMMISSION SEAT C

Vote For 1

| | TOTAL | VOTE % | |
|------------------------|-------|--------|---|
| REP JIM HARVEY | 31 | 68.89% |  |
| DEM STEVEN VAN WAGONER | 12 | 26.67% |  |
| LIB BRIAN K ROWLEY | 0 | 0.00% |  |

COUNTY ASSESSOR

Vote For 1

| | TOTAL | VOTE % | |
|----------------------|-------|--------|---|
| REP JOHN E. ULIBARRI | 31 | 68.89% |  |

CNP04

COUNTY RECORDER / SURVEYOR

Vote For 1

| | TOTAL | VOTE % | |
|-----------------------|-------|--------|--|
| REP BAHY RAHIMZADEGAN | 28 | 62.22% | |

COUNTY TREASURER

Vote For 1

| | TOTAL | VOTE % | |
|--------------------|-------|--------|--|
| REP LYNELLE JENSEN | 30 | 66.67% | |

MATTHEW B. DURRANT

Vote For 1

| | TOTAL | VOTE % | |
|-----|-------|--------|--|
| Yes | 29 | 64.44% | |
| No | 4 | 8.89% | |

RYAN D. TENNEY

Vote For 1

| | TOTAL | VOTE % | |
|-----|-------|--------|--|
| Yes | 25 | 55.56% | |
| No | 7 | 15.56% | |

JOSEPH M. BEAN

Vote For 1

| | TOTAL | VOTE % | |
|-----|-------|--------|--|
| Yes | 24 | 53.33% | |
| No | 9 | 20.00% | |

RONALD G. RUSSELL

Vote For 1

| | TOTAL | VOTE % | |
|-----|-------|--------|--|
| Yes | 25 | 55.56% | |
| No | 7 | 15.56% | |

CRISTINA PATRICIA ORTEGA

Vote For 1

| | TOTAL | VOTE % | |
|-----|-------|--------|--|
| Yes | 24 | 53.33% | |
| No | 8 | 17.78% | |

CRAIG HALL

Vote For 1

| | TOTAL | VOTE % | |
|-----|-------|--------|--|
| Yes | 23 | 51.11% | |
| No | 9 | 20.00% | |

CNP04

MICHAEL DARIO DIREDA

Vote For 1

| | TOTAL | VOTE % | |
|-----|-------|--------|---|
| Yes | 24 | 53.33% |  |
| No | 8 | 17.78% |  |

TASHA WILLIAMS

Vote For 1

| | TOTAL | VOTE % | |
|-----|-------|--------|---|
| Yes | 24 | 53.33% |  |
| No | 7 | 15.56% |  |

CONSTITUTIONAL AMENDMENT B

Vote For 1

| | TOTAL | VOTE % | |
|---------|-------|--------|---|
| For | 25 | 55.56% |  |
| Against | 14 | 31.11% |  |

CONSTITUTIONAL AMENDMENT C

Vote For 1

| | TOTAL | VOTE % | |
|---------|-------|--------|---|
| For | 29 | 64.44% |  |
| Against | 12 | 26.67% |  |

BALLOT PROPOSITION 19

Vote For 1

| | TOTAL | VOTE % | |
|-----|-------|--------|---|
| Yes | 24 | 53.33% |  |
| No | 19 | 42.22% |  |

CNP05 Suppressed

| Statistics | TOTAL |
|---------------------------|--------|
| Registered Voters - Total | 16 |
| Ballots Cast - Total | 9 |
| Voter Turnout - Total | 56.25% |

U.S. PRESIDENT / VICE PRESIDENT

Vote For 1

| | TOTAL | VOTE % |
|-----------------------|-------|--------|
| REP DONALD J. TRUMP | | |
| CORNEL RONALD WEST | | |
| LUCIFER "JUSTIN CASE" | | |
| CON JOEL SKOUSEN | | |
| GRN JILL STEIN | | |
| LIB CHASE OLIVER | | |
| DEM KAMALA D. HARRIS | | |
| CLAUDIA DE LA CRUZ | | |
| Write-In Totals | | |

U.S. SENATE

Vote For 1

| | TOTAL | VOTE % |
|----------------------|-------|--------|
| REP JOHN CURTIS | | |
| IAP CARLTON E. BOWEN | | |
| DEM CAROLINE GLEICH | | |
| Write-In Totals | | |

U.S. HOUSE DISTRICT 1

Vote For 1

| | TOTAL | VOTE % |
|----------------------|-------|--------|
| REP BLAKE D. MOORE | | |
| DEM BILL CAMPBELL | | |
| LIB DANIEL R. COTTAM | | |

GOVERNOR / LT. GOVERNOR

Vote For 1

| | TOTAL | VOTE % |
|----------------------|-------|--------|
| REP SPENCER J. COX | | |
| IAP TOMMY WILLIAMS | | |
| DEM BRIAN SMITH KING | | |
| LIB J. ROBERT LATHAM | | |
| TOM TOMENY | | |
| Write-In Totals | | |

CNP05 Suppressed

ATTORNEY GENERAL

Vote For 1

TOTAL VOTE %

REP DEREK BROWN

DEM RUDY J BAUTISTA

LIB W. ANDREW MCCULLOUGH

UUP MICHELLE QUIST

AUSTIN HEPWORTH

STATE AUDITOR AUDITOR

Vote For 1

TOTAL VOTE %

REP TINA CANNON

CON JEFFREY L. OSTLER

DEM CATHERINE VOUTAZ

STATE TREASURER

Vote For 1

TOTAL VOTE %

REP MARLO M. OAKS

DEM NEIL A HANSEN

UFP MILES POMEROY

UTAH SENATE DISTRICT 3

Vote For 1

TOTAL VOTE %

REP JOHN D. JOHNSON

DEM STACY BERNAL

UTAH HOUSE DISTRICT 7

Vote For 1

TOTAL VOTE %

REP RYAN D. WILCOX

COUNTY COMMISSION SEAT C

Vote For 1

TOTAL VOTE %

REP JIM HARVEY

LIB BRIAN K ROWLEY

DEM STEVEN VAN WAGONER

COUNTY ASSESSOR

Vote For 1

TOTAL VOTE %

REP JOHN E. ULIBARRI

CNP05 Suppressed

COUNTY RECORDER / SURVEYOR

Vote For 1

TOTAL VOTE %

REP BAHY RAHIMZADEGAN

COUNTY TREASURER

Vote For 1

TOTAL VOTE %

REP LYNELLE JENSEN

MATTHEW B. DURRANT

Vote For 1

TOTAL VOTE %

Yes

No

RYAN D. TENNEY

Vote For 1

TOTAL VOTE %

Yes

No

JOSEPH M. BEAN

Vote For 1

TOTAL VOTE %

Yes

No

RONALD G. RUSSELL

Vote For 1

TOTAL VOTE %

Yes

No

CRISTINA PATRICIA ORTEGA

Vote For 1

TOTAL VOTE %

Yes

No

CRAIG HALL

Vote For 1

TOTAL VOTE %

Yes

No

CNP05 Suppressed

MICHAEL DARIO DIREDA

Vote For 1

TOTAL VOTE %

Yes

No

TASHA WILLIAMS

Vote For 1

TOTAL VOTE %

Yes

No

CONSTITUTIONAL AMENDMENT B

Vote For 1

TOTAL VOTE %

For

Against

CONSTITUTIONAL AMENDMENT C

Vote For 1

TOTAL VOTE %

For

Against

BALLOT PROPOSITION 19

Vote For 1

TOTAL VOTE %

Yes

No

COV01 Suppressed

| Statistics | TOTAL |
|---------------------------|---------|
| Registered Voters - Total | 10 |
| Ballots Cast - Total | 12 |
| Voter Turnout - Total | 120.00% |

U.S. PRESIDENT / VICE PRESIDENT

Vote For 1

| | TOTAL | VOTE % |
|-----------------------|-------|--------|
| REP DONALD J. TRUMP | | |
| DEM KAMALA D. HARRIS | | |
| LIB CHASE OLIVER | | |
| CORNEL RONALD WEST | | |
| LUCIFER "JUSTIN CASE" | | |
| CON JOEL SKOUSEN | | |
| GRN JILL STEIN | | |
| CLAUDIA DE LA CRUZ | | |
| Write-In Totals | | |

U.S. SENATE

Vote For 1

| | TOTAL | VOTE % |
|----------------------|-------|--------|
| REP JOHN CURTIS | | |
| DEM CAROLINE GLEICH | | |
| IAP CARLTON E. BOWEN | | |
| Write-In Totals | | |

U.S. HOUSE DISTRICT 1

Vote For 1

| | TOTAL | VOTE % |
|----------------------|-------|--------|
| REP BLAKE D. MOORE | | |
| DEM BILL CAMPBELL | | |
| LIB DANIEL R. COTTAM | | |

GOVERNOR / LT. GOVERNOR

Vote For 1

| | TOTAL | VOTE % |
|----------------------|-------|--------|
| REP SPENCER J. COX | | |
| DEM BRIAN SMITH KING | | |
| LIB J. ROBERT LATHAM | | |
| IAP TOMMY WILLIAMS | | |
| TOM TOMENY | | |
| Write-In Totals | | |

COV01 Suppressed

ATTORNEY GENERAL

Vote For 1

TOTAL VOTE %

REP DEREK BROWN

DEM RUDY J BAUTISTA

LIB W. ANDREW MCCULLOUGH

AUSTIN HEPWORTH

UUP MICHELLE QUIST

STATE AUDITOR AUDITOR

Vote For 1

TOTAL VOTE %

REP TINA CANNON

DEM CATHERINE VOUTAZ

CON JEFFREY L. OSTLER

STATE TREASURER

Vote For 1

TOTAL VOTE %

REP MARLO M. OAKS

DEM NEIL A HANSEN

UFP MILES POMEROY

UTAH SENATE DISTRICT 3

Vote For 1

TOTAL VOTE %

REP JOHN D. JOHNSON

DEM STACY BERNAL

UTAH HOUSE DISTRICT 8

Vote For 1

TOTAL VOTE %

REP JASON B KYLE

COUNTY COMMISSION SEAT C

Vote For 1

TOTAL VOTE %

REP JIM HARVEY

DEM STEVEN VAN WAGONER

LIB BRIAN K ROWLEY

COUNTY ASSESSOR

Vote For 1

TOTAL VOTE %

REP JOHN E. ULIBARRI

COV01 Suppressed

COUNTY RECORDER / SURVEYOR

Vote For 1

TOTAL VOTE %

REP BAHY RAHIMZADEGAN

COUNTY TREASURER

Vote For 1

TOTAL VOTE %

REP LYNELLE JENSEN

MATTHEW B. DURRANT

Vote For 1

TOTAL VOTE %

Yes

No

RYAN D. TENNEY

Vote For 1

TOTAL VOTE %

Yes

No

JOSEPH M. BEAN

Vote For 1

TOTAL VOTE %

Yes

No

RONALD G. RUSSELL

Vote For 1

TOTAL VOTE %

Yes

No

CRISTINA PATRICIA ORTEGA

Vote For 1

TOTAL VOTE %

Yes

No

CRAIG HALL

Vote For 1

TOTAL VOTE %

Yes

No

COV01 Suppressed

MICHAEL DARIO DIREDA

Vote For 1

TOTAL VOTE %

Yes

No

TASHA WILLIAMS

Vote For 1

TOTAL VOTE %

Yes

No

CONSTITUTIONAL AMENDMENT B

Vote For 1

TOTAL VOTE %

For

Against

CONSTITUTIONAL AMENDMENT C

Vote For 1

TOTAL VOTE %

For

Against

BALLOT PROPOSITION 19

Vote For 1

TOTAL VOTE %

Yes

No

COV01:X

Statistics TOTAL

| | |
|---------------------------|--------|
| Registered Voters - Total | 984 |
| Ballots Cast - Total | 891 |
| Voter Turnout - Total | 90.55% |

U.S. PRESIDENT / VICE PRESIDENT

Vote For 1

| | TOTAL | VOTE % | |
|-----------------------|-------|--------|--|
| REP DONALD J. TRUMP | 572 | 64.20% | |
| DEM KAMALA D. HARRIS | 276 | 30.98% | |
| LIB CHASE OLIVER | 9 | 1.01% | |
| CON JOEL SKOUSEN | 3 | 0.34% | |
| LUCIFER "JUSTIN CASE" | 2 | 0.22% | |
| GRN JILL STEIN | 1 | 0.11% | |
| CORNEL RONALD WEST | 0 | 0.00% | |
| CLAUDIA DE LA CRUZ | 0 | 0.00% | |
| Write-In Totals | 23 | 2.58% | |

U.S. SENATE

Vote For 1

| | TOTAL | VOTE % | |
|----------------------|-------|--------|--|
| REP JOHN CURTIS | 579 | 64.98% | |
| DEM CAROLINE GLEICH | 243 | 27.27% | |
| IAP CARLTON E. BOWEN | 35 | 3.93% | |
| Write-In Totals | 5 | 0.56% | |

U.S. HOUSE DISTRICT 1

Vote For 1

| | TOTAL | VOTE % | |
|----------------------|-------|--------|--|
| REP BLAKE D. MOORE | 580 | 65.10% | |
| DEM BILL CAMPBELL | 240 | 26.94% | |
| LIB DANIEL R. COTTAM | 28 | 3.14% | |

GOVERNOR / LT. GOVERNOR

Vote For 1

| | TOTAL | VOTE % | |
|----------------------|-------|--------|--|
| REP SPENCER J. COX | 495 | 55.56% | |
| DEM BRIAN SMITH KING | 189 | 21.21% | |
| LIB J. ROBERT LATHAM | 31 | 3.48% | |
| IAP TOMMY WILLIAMS | 18 | 2.02% | |
| TOM TOMENY | 3 | 0.34% | |
| Write-In Totals | 123 | 13.80% | |

COV01:X

ATTORNEY GENERAL

Vote For 1

| | TOTAL | VOTE % | |
|--------------------------|-------|--------|--|
| REP DEREK BROWN | 524 | 58.81% | |
| DEM RUDY J BAUTISTA | 207 | 23.23% | |
| UUP MICHELLE QUIST | 46 | 5.16% | |
| LIB W. ANDREW MCCULLOUGH | 31 | 3.48% | |
| AUSTIN HEPWORTH | 25 | 2.81% | |

STATE AUDITOR AUDITOR

Vote For 1

| | TOTAL | VOTE % | |
|-----------------------|-------|--------|--|
| REP TINA CANNON | 575 | 64.53% | |
| DEM CATHERINE VOUTAZ | 203 | 22.78% | |
| CON JEFFREY L. OSTLER | 34 | 3.82% | |

STATE TREASURER

Vote For 1

| | TOTAL | VOTE % | |
|-------------------|-------|--------|--|
| REP MARLO M. OAKS | 567 | 63.64% | |
| DEM NEIL A HANSEN | 201 | 22.56% | |
| UFP MILES POMEROY | 42 | 4.71% | |

UTAH SENATE DISTRICT 3

Vote For 1

| | TOTAL | VOTE % | |
|---------------------|-------|--------|--|
| REP JOHN D. JOHNSON | 567 | 63.64% | |
| DEM STACY BERNAL | 274 | 30.75% | |

UTAH HOUSE DISTRICT 8

Vote For 1

| | TOTAL | VOTE % | |
|------------------|-------|--------|--|
| REP JASON B KYLE | 608 | 68.24% | |

COUNTY COMMISSION SEAT C

Vote For 1

| | TOTAL | VOTE % | |
|------------------------|-------|--------|--|
| REP JIM HARVEY | 431 | 48.37% | |
| DEM STEVEN VAN WAGONER | 323 | 36.25% | |
| LIB BRIAN K ROWLEY | 75 | 8.42% | |

COUNTY ASSESSOR

Vote For 1

| | TOTAL | VOTE % | |
|----------------------|-------|--------|--|
| REP JOHN E. ULIBARRI | 643 | 72.17% | |

COV01:X

COUNTY RECORDER / SURVEYOR

Vote For 1

| | TOTAL | VOTE % | |
|-----------------------|-------|--------|--|
| REP BAHY RAHIMZADEGAN | 626 | 70.26% | |

COUNTY TREASURER

Vote For 1

| | TOTAL | VOTE % | |
|--------------------|-------|--------|--|
| REP LYNELLE JENSEN | 642 | 72.05% | |

MATTHEW B. DURRANT

Vote For 1

| | TOTAL | VOTE % | |
|-----|-------|--------|--|
| Yes | 534 | 59.93% | |
| No | 139 | 15.60% | |

RYAN D. TENNEY

Vote For 1

| | TOTAL | VOTE % | |
|-----|-------|--------|--|
| Yes | 522 | 58.59% | |
| No | 142 | 15.94% | |

JOSEPH M. BEAN

Vote For 1

| | TOTAL | VOTE % | |
|-----|-------|--------|--|
| Yes | 514 | 57.69% | |
| No | 150 | 16.84% | |

RONALD G. RUSSELL

Vote For 1

| | TOTAL | VOTE % | |
|-----|-------|--------|--|
| Yes | 532 | 59.71% | |
| No | 132 | 14.81% | |

CRISTINA PATRICIA ORTEGA

Vote For 1

| | TOTAL | VOTE % | |
|-----|-------|--------|--|
| Yes | 516 | 57.91% | |
| No | 152 | 17.06% | |

CRAIG HALL

Vote For 1

| | TOTAL | VOTE % | |
|-----|-------|--------|--|
| Yes | 514 | 57.69% | |
| No | 146 | 16.39% | |

COV01:X

MICHAEL DARIO DIREDA

Vote For 1

| | TOTAL | VOTE % | |
|-----|-------|--------|--|
| Yes | 531 | 59.60% | |
| No | 131 | 14.70% | |

TASHA WILLIAMS

Vote For 1

| | TOTAL | VOTE % | |
|-----|-------|--------|--|
| Yes | 525 | 58.92% | |
| No | 138 | 15.49% | |

CONSTITUTIONAL AMENDMENT B

Vote For 1

| | TOTAL | VOTE % | |
|---------|-------|--------|--|
| For | 511 | 57.35% | |
| Against | 303 | 34.01% | |

CONSTITUTIONAL AMENDMENT C

Vote For 1

| | TOTAL | VOTE % | |
|---------|-------|--------|--|
| For | 697 | 78.23% | |
| Against | 123 | 13.80% | |

BALLOT PROPOSITION 19

Vote For 1

| | TOTAL | VOTE % | |
|-----|-------|--------|--|
| Yes | 528 | 59.26% | |
| No | 320 | 35.91% | |

OGDEN VALLEY CITY

Vote For 1

| | TOTAL | VOTE % | |
|-----|-------|--------|--|
| Yes | 537 | 60.27% | |
| No | 335 | 37.60% | |

FORM OF GOVERNMENT OGDEN VALLEY CITY

Vote For 1

| | TOTAL | VOTE % | |
|---------------------------------|-------|--------|--|
| Six-member council form | 365 | 40.97% | |
| Seven-member council-mayor form | 168 | 18.86% | |
| Five-member council form | 157 | 17.62% | |
| Five-member council-mayor form | 143 | 16.05% | |

COV01:X

CITY COUNCIL QUESTION

Vote For 1

| | TOTAL | VOTE % | |
|-----|-------|--------|---|
| Yes | 745 | 83.61% |  |
| No | 92 | 10.33% |  |

COV02

Statistics TOTAL

| | |
|---------------------------|--------|
| Registered Voters - Total | 947 |
| Ballots Cast - Total | 884 |
| Voter Turnout - Total | 93.35% |

U.S. PRESIDENT / VICE PRESIDENT

Vote For 1

| | TOTAL | VOTE % | |
|-----------------------|-------|--------|--|
| REP DONALD J. TRUMP | 455 | 51.47% | |
| DEM KAMALA D. HARRIS | 386 | 43.67% | |
| GRN JILL STEIN | 10 | 1.13% | |
| LIB CHASE OLIVER | 9 | 1.02% | |
| CON JOEL SKOUSEN | 4 | 0.45% | |
| LUCIFER "JUSTIN CASE" | 3 | 0.34% | |
| CORNEL RONALD WEST | 0 | 0.00% | |
| CLAUDIA DE LA CRUZ | 0 | 0.00% | |
| Write-In Totals | 10 | 1.13% | |

U.S. SENATE

Vote For 1

| | TOTAL | VOTE % | |
|----------------------|-------|--------|--|
| REP JOHN CURTIS | 480 | 54.30% | |
| DEM CAROLINE GLEICH | 333 | 37.67% | |
| IAP CARLTON E. BOWEN | 29 | 3.28% | |
| Write-In Totals | 1 | 0.11% | |

U.S. HOUSE DISTRICT 1

Vote For 1

| | TOTAL | VOTE % | |
|----------------------|-------|--------|--|
| REP BLAKE D. MOORE | 487 | 55.09% | |
| DEM BILL CAMPBELL | 307 | 34.73% | |
| LIB DANIEL R. COTTAM | 30 | 3.39% | |

GOVERNOR / LT. GOVERNOR






Vote For 1

| | TOTAL | VOTE % | |
|----------------------|-------|--------|--|
| REP SPENCER J. COX | 452 | 51.13% | |
| DEM BRIAN SMITH KING | 287 | 32.47% | |
| IAP TOMMY WILLIAMS | 18 | 2.04% | |
| LIB J. ROBERT LATHAM | 17 | 1.92% | |
| TOM TOMENY | 0 | 0.00% | |
| Write-In Totals | 81 | 9.16% | |

COV02




ATTORNEY GENERAL

Vote For 1

| | TOTAL | VOTE % | |
|--------------------------|-------|--------|---|
| REP DEREK BROWN | 434 | 49.10% |  |
| DEM RUDY J BAUTISTA | 302 | 34.16% |  |
| UUP MICHELLE QUIST | 46 | 5.20% |  |
| LIB W. ANDREW MCCULLOUGH | 28 | 3.17% |  |
| AUSTIN HEPWORTH | 21 | 2.38% |  |




STATE AUDITOR AUDITOR

Vote For 1

| | TOTAL | VOTE % | |
|-----------------------|-------|--------|---|
| REP TINA CANNON | 468 | 52.94% |  |
| DEM CATHERINE VOUTAZ | 318 | 35.97% |  |
| CON JEFFREY L. OSTLER | 30 | 3.39% |  |

STATE TREASURER

Vote For 1

| | TOTAL | VOTE % | |
|-------------------|-------|--------|---|
| REP MARLO M. OAKS | 472 | 53.39% |  |
| DEM NEIL A HANSEN | 307 | 34.73% |  |
| UFP MILES POMEROY | 28 | 3.17% |  |

UTAH SENATE DISTRICT 3

Vote For 1

| | TOTAL | VOTE % | |
|---------------------|-------|--------|---|
| REP JOHN D. JOHNSON | 450 | 50.90% |  |
| DEM STACY BERNAL | 375 | 42.42% |  |




UTAH HOUSE DISTRICT 8

Vote For 1

| | TOTAL | VOTE % | |
|------------------|-------|--------|---|
| REP JASON B KYLE | 537 | 60.75% |  |

COUNTY COMMISSION SEAT C

Vote For 1

| | TOTAL | VOTE % | |
|------------------------|-------|--------|---|
| DEM STEVEN VAN WAGONER | 410 | 46.38% |  |
| REP JIM HARVEY | 339 | 38.35% |  |
| LIB BRIAN K ROWLEY | 79 | 8.94% |  |

COUNTY ASSESSOR

Vote For 1

| | TOTAL | VOTE % | |
|----------------------|-------|--------|---|
| REP JOHN E. ULIBARRI | 583 | 65.95% |  |

COV02

COUNTY RECORDER / SURVEYOR

Vote For 1

| | TOTAL | VOTE % | |
|-----------------------|-------|--------|--|
| REP BAHY RAHIMZADEGAN | 574 | 64.93% | |

COUNTY TREASURER

Vote For 1

| | TOTAL | VOTE % | |
|--------------------|-------|--------|--|
| REP LYNELLE JENSEN | 579 | 65.50% | |

MATTHEW B. DURRANT

Vote For 1

| | TOTAL | VOTE % | |
|-----|-------|--------|--|
| Yes | 484 | 54.75% | |
| No | 145 | 16.40% | |

RYAN D. TENNEY

Vote For 1

| | TOTAL | VOTE % | |
|-----|-------|--------|--|
| Yes | 488 | 55.20% | |
| No | 124 | 14.03% | |

JOSEPH M. BEAN

Vote For 1

| | TOTAL | VOTE % | |
|-----|-------|--------|--|
| Yes | 462 | 52.26% | |
| No | 149 | 16.86% | |

RONALD G. RUSSELL

Vote For 1

| | TOTAL | VOTE % | |
|-----|-------|--------|--|
| Yes | 481 | 54.41% | |
| No | 127 | 14.37% | |

CRISTINA PATRICIA ORTEGA

Vote For 1

| | TOTAL | VOTE % | |
|-----|-------|--------|--|
| Yes | 463 | 52.38% | |
| No | 150 | 16.97% | |

CRAIG HALL

Vote For 1

| | TOTAL | VOTE % | |
|-----|-------|--------|--|
| Yes | 447 | 50.57% | |
| No | 154 | 17.42% | |

COV02

MICHAEL DARIO DIREDA

Vote For 1

| | TOTAL | VOTE % | |
|-----|-------|--------|--|
| Yes | 500 | 56.56% | |
| No | 118 | 13.35% | |

TASHA WILLIAMS

Vote For 1

| | TOTAL | VOTE % | |
|-----|-------|--------|--|
| Yes | 477 | 53.96% | |
| No | 139 | 15.72% | |

CONSTITUTIONAL AMENDMENT B

Vote For 1

| | TOTAL | VOTE % | |
|---------|-------|--------|--|
| For | 550 | 62.22% | |
| Against | 259 | 29.30% | |

CONSTITUTIONAL AMENDMENT C

Vote For 1

| | TOTAL | VOTE % | |
|---------|-------|--------|--|
| For | 686 | 77.60% | |
| Against | 123 | 13.91% | |

BALLOT PROPOSITION 19

Vote For 1

| | TOTAL | VOTE % | |
|-----|-------|--------|--|
| Yes | 602 | 68.10% | |
| No | 235 | 26.58% | |

OGDEN VALLEY CITY

Vote For 1

| | TOTAL | VOTE % | |
|-----|-------|--------|--|
| Yes | 638 | 72.17% | |
| No | 231 | 26.13% | |

FORM OF GOVERNMENT OGDEN VALLEY CITY

Vote For 1

| | TOTAL | VOTE % | |
|---------------------------------|-------|--------|--|
| Six-member council form | 417 | 47.17% | |
| Seven-member council-mayor form | 147 | 16.63% | |
| Five-member council-mayor form | 140 | 15.84% | |
| Five-member council form | 128 | 14.48% | |

COV02

CITY COUNCIL QUESTION

Vote For 1

| | TOTAL | VOTE % | |
|-----|-------|--------|---|
| Yes | 765 | 86.54% |  |
| No | 63 | 7.13% |  |

COV03

Statistics TOTAL

| | |
|---------------------------|-------|
| Registered Voters - Total | 0 |
| Ballots Cast - Total | 0 |
| Voter Turnout - Total | 0.00% |

U.S. PRESIDENT / VICE PRESIDENT

| Vote For 1 | TOTAL | VOTE % |
|-----------------------|-------|--------|
| CORNEL RONALD WEST | 0 | |
| LUCIFER "JUSTIN CASE" | 0 | |
| CON JOEL SKOUSEN | 0 | |
| GRN JILL STEIN | 0 | |
| REP DONALD J. TRUMP | 0 | |
| LIB CHASE OLIVER | 0 | |
| DEM KAMALA D. HARRIS | 0 | |
| CLAUDIA DE LA CRUZ | 0 | |
| Write-In Totals | 0 | |

U.S. SENATE

| Vote For 1 | TOTAL | VOTE % |
|----------------------|-------|--------|
| IAP CARLTON E. BOWEN | 0 | |
| REP JOHN CURTIS | 0 | |
| DEM CAROLINE GLEICH | 0 | |
| Write-In Totals | 0 | |

U.S. HOUSE DISTRICT 1

| Vote For 1 | TOTAL | VOTE % |
|----------------------|-------|--------|
| DEM BILL CAMPBELL | 0 | |
| LIB DANIEL R. COTTAM | 0 | |
| REP BLAKE D. MOORE | 0 | |

GOVERNOR / LT. GOVERNOR

| Vote For 1 | TOTAL | VOTE % |
|----------------------|-------|--------|
| REP SPENCER J. COX | 0 | |
| IAP TOMMY WILLIAMS | 0 | |
| DEM BRIAN SMITH KING | 0 | |
| LIB J. ROBERT LATHAM | 0 | |
| TOM TOMENY | 0 | |
| Write-In Totals | 0 | |

COV03

ATTORNEY GENERAL

Vote For 1

| | TOTAL | VOTE % |
|--------------------------|-------|--------|
| REP DEREK BROWN | 0 | |
| DEM RUDY J BAUTISTA | 0 | |
| LIB W. ANDREW MCCULLOUGH | 0 | |
| AUSTIN HEPWORTH | 0 | |
| UUP MICHELLE QUIST | 0 | |

STATE AUDITOR AUDITOR

Vote For 1

| | TOTAL | VOTE % |
|-----------------------|-------|--------|
| REP TINA CANNON | 0 | |
| CON JEFFREY L. OSTLER | 0 | |
| DEM CATHERINE VOUTAZ | 0 | |

STATE TREASURER

Vote For 1

| | TOTAL | VOTE % |
|-------------------|-------|--------|
| UFP MILES POMEROY | 0 | |
| REP MARLO M. OAKS | 0 | |
| DEM NEIL A HANSEN | 0 | |

UTAH SENATE DISTRICT 3

Vote For 1

| | TOTAL | VOTE % |
|---------------------|-------|--------|
| DEM STACY BERNAL | 0 | |
| REP JOHN D. JOHNSON | 0 | |

UTAH HOUSE DISTRICT 8

Vote For 1

| | TOTAL | VOTE % |
|------------------|-------|--------|
| REP JASON B KYLE | 0 | |

COUNTY COMMISSION SEAT C

Vote For 1

| | TOTAL | VOTE % |
|------------------------|-------|--------|
| LIB BRIAN K ROWLEY | 0 | |
| DEM STEVEN VAN WAGONER | 0 | |
| REP JIM HARVEY | 0 | |

COUNTY ASSESSOR

Vote For 1

| | TOTAL | VOTE % |
|----------------------|-------|--------|
| REP JOHN E. ULIBARRI | 0 | |

COV03

COUNTY RECORDER / SURVEYOR

Vote For 1

| | TOTAL | VOTE % |
|-----------------------|-------|--------|
| REP BAHY RAHIMZADEGAN | 0 | |

COUNTY TREASURER

Vote For 1

| | TOTAL | VOTE % |
|--------------------|-------|--------|
| REP LYNELLE JENSEN | 0 | |

MATTHEW B. DURRANT

Vote For 1

| | TOTAL | VOTE % |
|-----|-------|--------|
| Yes | 0 | |
| No | 0 | |

RYAN D. TENNEY

Vote For 1

| | TOTAL | VOTE % |
|-----|-------|--------|
| Yes | 0 | |
| No | 0 | |

JOSEPH M. BEAN

Vote For 1

| | TOTAL | VOTE % |
|-----|-------|--------|
| Yes | 0 | |
| No | 0 | |

RONALD G. RUSSELL

Vote For 1

| | TOTAL | VOTE % |
|-----|-------|--------|
| Yes | 0 | |
| No | 0 | |

CRISTINA PATRICIA ORTEGA

Vote For 1

| | TOTAL | VOTE % |
|-----|-------|--------|
| Yes | 0 | |
| No | 0 | |

CRAIG HALL

Vote For 1

| | TOTAL | VOTE % |
|-----|-------|--------|
| Yes | 0 | |
| No | 0 | |

COV03

MICHAEL DARIO DIREDA

Vote For 1

| | TOTAL | VOTE % |
|-----|-------|--------|
| Yes | 0 | |
| No | 0 | |

TASHA WILLIAMS

Vote For 1

| | TOTAL | VOTE % |
|-----|-------|--------|
| Yes | 0 | |
| No | 0 | |

CONSTITUTIONAL AMENDMENT B

Vote For 1

| | TOTAL | VOTE % |
|---------|-------|--------|
| For | 0 | |
| Against | 0 | |

CONSTITUTIONAL AMENDMENT C

Vote For 1

| | TOTAL | VOTE % |
|---------|-------|--------|
| For | 0 | |
| Against | 0 | |

BALLOT PROPOSITION 19

Vote For 1

| | TOTAL | VOTE % |
|-----|-------|--------|
| Yes | 0 | |
| No | 0 | |

COV03:X

Statistics TOTAL

| | |
|---------------------------|--------|
| Registered Voters - Total | 946 |
| Ballots Cast - Total | 883 |
| Voter Turnout - Total | 93.34% |

U.S. PRESIDENT / VICE PRESIDENT

Vote For 1

| | TOTAL | VOTE % | |
|-----------------------|-------|--------|---|
| REP DONALD J. TRUMP | 554 | 62.74% | <div style="width: 62.74%; background-color: #ffc107;"></div> |
| DEM KAMALA D. HARRIS | 280 | 31.71% | <div style="width: 31.71%; background-color: #ffc107;"></div> |
| LIB CHASE OLIVER | 11 | 1.25% | <div style="width: 1.25%; background-color: #ffc107;"></div> |
| GRN JILL STEIN | 7 | 0.79% | <div style="width: 0.79%; background-color: #ffc107;"></div> |
| CORNEL RONALD WEST | 5 | 0.57% | <div style="width: 0.57%; background-color: #ffc107;"></div> |
| CON JOEL SKOUSEN | 2 | 0.23% | <div style="width: 0.23%; background-color: #ffc107;"></div> |
| CLAUDIA DE LA CRUZ | 1 | 0.11% | <div style="width: 0.11%; background-color: #ffc107;"></div> |
| LUCIFER "JUSTIN CASE" | 0 | 0.00% | <div style="width: 0.00%; background-color: #ffc107;"></div> |
| Write-In Totals | 13 | 1.47% | <div style="width: 1.47%; background-color: #ffc107;"></div> |

U.S. SENATE

Vote For 1

| | TOTAL | VOTE % | |
|----------------------|-------|--------|---|
| REP JOHN CURTIS | 571 | 64.67% | <div style="width: 64.67%; background-color: #ffc107;"></div> |
| DEM CAROLINE GLEICH | 229 | 25.93% | <div style="width: 25.93%; background-color: #ffc107;"></div> |
| IAP CARLTON E. BOWEN | 45 | 5.10% | <div style="width: 5.10%; background-color: #ffc107;"></div> |
| Write-In Totals | 3 | 0.34% | <div style="width: 0.34%; background-color: #ffc107;"></div> |

U.S. HOUSE DISTRICT 1

Vote For 1

| | TOTAL | VOTE % | |
|----------------------|-------|--------|---|
| REP BLAKE D. MOORE | 579 | 65.57% | <div style="width: 65.57%; background-color: #ffc107;"></div> |
| DEM BILL CAMPBELL | 216 | 24.46% | <div style="width: 24.46%; background-color: #ffc107;"></div> |
| LIB DANIEL R. COTTAM | 30 | 3.40% | <div style="width: 3.40%; background-color: #ffc107;"></div> |

GOVERNOR / LT. GOVERNOR

Vote For 1

| | TOTAL | VOTE % | |
|----------------------|-------|--------|---|
| REP SPENCER J. COX | 501 | 56.74% | <div style="width: 56.74%; background-color: #ffc107;"></div> |
| DEM BRIAN SMITH KING | 195 | 22.08% | <div style="width: 22.08%; background-color: #ffc107;"></div> |
| LIB J. ROBERT LATHAM | 31 | 3.51% | <div style="width: 3.51%; background-color: #ffc107;"></div> |
| IAP TOMMY WILLIAMS | 16 | 1.81% | <div style="width: 1.81%; background-color: #ffc107;"></div> |
| TOM TOMENY | 4 | 0.45% | <div style="width: 0.45%; background-color: #ffc107;"></div> |
| Write-In Totals | 114 | 12.91% | <div style="width: 12.91%; background-color: #ffc107;"></div> |

COV03:X

ATTORNEY GENERAL

Vote For 1

| | TOTAL | VOTE % | |
|--------------------------|-------|--------|--|
| REP DEREK BROWN | 523 | 59.23% | |
| DEM RUDY J BAUTISTA | 203 | 22.99% | |
| UUP MICHELLE QUIST | 47 | 5.32% | |
| LIB W. ANDREW MCCULLOUGH | 39 | 4.42% | |
| AUSTIN HEPWORTH | 28 | 3.17% | |

STATE AUDITOR AUDITOR

Vote For 1

| | TOTAL | VOTE % | |
|-----------------------|-------|--------|--|
| REP TINA CANNON | 569 | 64.44% | |
| DEM CATHERINE VOUTAZ | 212 | 24.01% | |
| CON JEFFREY L. OSTLER | 41 | 4.64% | |

STATE TREASURER

Vote For 1

| | TOTAL | VOTE % | |
|-------------------|-------|--------|--|
| REP MARLO M. OAKS | 573 | 64.89% | |
| DEM NEIL A HANSEN | 214 | 24.24% | |
| UFP MILES POMEROY | 31 | 3.51% | |

UTAH SENATE DISTRICT 3

Vote For 1

| | TOTAL | VOTE % | |
|---------------------|-------|--------|--|
| REP JOHN D. JOHNSON | 570 | 64.55% | |
| DEM STACY BERNAL | 261 | 29.56% | |

UTAH HOUSE DISTRICT 8

Vote For 1

| | TOTAL | VOTE % | |
|------------------|-------|--------|--|
| REP JASON B KYLE | 614 | 69.54% | |

COUNTY COMMISSION SEAT C

Vote For 1

| | TOTAL | VOTE % | |
|------------------------|-------|--------|--|
| REP JIM HARVEY | 394 | 44.62% | |
| DEM STEVEN VAN WAGONER | 352 | 39.86% | |
| LIB BRIAN K ROWLEY | 87 | 9.85% | |

COUNTY ASSESSOR

Vote For 1

| | TOTAL | VOTE % | |
|----------------------|-------|--------|--|
| REP JOHN E. ULIBARRI | 662 | 74.97% | |

COV03:X

COUNTY RECORDER / SURVEYOR

Vote For 1

| | TOTAL | VOTE % | |
|-----------------------|-------|--------|--|
| REP BAHY RAHIMZADEGAN | 649 | 73.50% | |

COUNTY TREASURER

Vote For 1

| | TOTAL | VOTE % | |
|--------------------|-------|--------|--|
| REP LYNELLE JENSEN | 659 | 74.63% | |

MATTHEW B. DURRANT

Vote For 1

| | TOTAL | VOTE % | |
|-----|-------|--------|--|
| Yes | 538 | 60.93% | |
| No | 148 | 16.76% | |

RYAN D. TENNEY

Vote For 1

| | TOTAL | VOTE % | |
|-----|-------|--------|--|
| Yes | 530 | 60.02% | |
| No | 147 | 16.65% | |

JOSEPH M. BEAN

Vote For 1

| | TOTAL | VOTE % | |
|-----|-------|--------|--|
| Yes | 516 | 58.44% | |
| No | 173 | 19.59% | |

RONALD G. RUSSELL

Vote For 1

| | TOTAL | VOTE % | |
|-----|-------|--------|--|
| Yes | 549 | 62.17% | |
| No | 134 | 15.18% | |

CRISTINA PATRICIA ORTEGA

Vote For 1

| | TOTAL | VOTE % | |
|-----|-------|--------|--|
| Yes | 513 | 58.10% | |
| No | 175 | 19.82% | |

CRAIG HALL

Vote For 1

| | TOTAL | VOTE % | |
|-----|-------|--------|--|
| Yes | 521 | 59.00% | |
| No | 160 | 18.12% | |

COV03:X

MICHAEL DARIO DIREDA

Vote For 1

| | TOTAL | VOTE % | |
|-----|-------|--------|--|
| Yes | 540 | 61.16% | |
| No | 149 | 16.87% | |

TASHA WILLIAMS

Vote For 1

| | TOTAL | VOTE % | |
|-----|-------|--------|--|
| Yes | 541 | 61.27% | |
| No | 147 | 16.65% | |

CONSTITUTIONAL AMENDMENT B

Vote For 1

| | TOTAL | VOTE % | |
|---------|-------|--------|--|
| For | 475 | 53.79% | |
| Against | 356 | 40.32% | |

CONSTITUTIONAL AMENDMENT C

Vote For 1

| | TOTAL | VOTE % | |
|---------|-------|--------|--|
| For | 711 | 80.52% | |
| Against | 122 | 13.82% | |

BALLOT PROPOSITION 19

Vote For 1

| | TOTAL | VOTE % | |
|-----|-------|--------|--|
| Yes | 511 | 57.87% | |
| No | 329 | 37.26% | |

OGDEN VALLEY CITY

Vote For 1

| | TOTAL | VOTE % | |
|-----|-------|--------|--|
| Yes | 606 | 68.63% | |
| No | 260 | 29.45% | |

FORM OF GOVERNMENT OGDEN VALLEY CITY

Vote For 1

| | TOTAL | VOTE % | |
|---------------------------------|-------|--------|--|
| Six-member council form | 378 | 42.81% | |
| Five-member council-mayor form | 164 | 18.57% | |
| Seven-member council-mayor form | 154 | 17.44% | |
| Five-member council form | 129 | 14.61% | |

COV03:X

CITY COUNCIL QUESTION

Vote For 1

| | TOTAL | VOTE % | |
|-----|-------|--------|---|
| Yes | 772 | 87.43% |  |
| No | 59 | 6.68% |  |

COV04

Statistics TOTAL

| | |
|---------------------------|--------|
| Registered Voters - Total | 147 |
| Ballots Cast - Total | 124 |
| Voter Turnout - Total | 84.35% |

U.S. PRESIDENT / VICE PRESIDENT

Vote For 1

| | TOTAL | VOTE % | |
|-----------------------|-------|--------|--|
| DEM KAMALA D. HARRIS | 70 | 56.45% | |
| REP DONALD J. TRUMP | 48 | 38.71% | |
| CON JOEL SKOUSEN | 2 | 1.61% | |
| GRN JILL STEIN | 2 | 1.61% | |
| LIB CHASE OLIVER | 1 | 0.81% | |
| CORNEL RONALD WEST | 0 | 0.00% | |
| LUCIFER "JUSTIN CASE" | 0 | 0.00% | |
| CLAUDIA DE LA CRUZ | 0 | 0.00% | |
| Write-In Totals | 1 | 0.81% | |

U.S. SENATE

Vote For 1

| | TOTAL | VOTE % | |
|----------------------|-------|--------|--|
| DEM CAROLINE GLEICH | 61 | 49.19% | |
| REP JOHN CURTIS | 54 | 43.55% | |
| IAP CARLTON E. BOWEN | 6 | 4.84% | |
| Write-In Totals | 1 | 0.81% | |

U.S. HOUSE DISTRICT 1

Vote For 1

| | TOTAL | VOTE % | |
|----------------------|-------|--------|--|
| DEM BILL CAMPBELL | 61 | 49.19% | |
| REP BLAKE D. MOORE | 45 | 36.29% | |
| LIB DANIEL R. COTTAM | 10 | 8.06% | |

GOVERNOR / LT. GOVERNOR

Vote For 1

| | TOTAL | VOTE % | |
|----------------------|-------|--------|--|
| REP SPENCER J. COX | 54 | 43.55% | |
| DEM BRIAN SMITH KING | 46 | 37.10% | |
| IAP TOMMY WILLIAMS | 6 | 4.84% | |
| LIB J. ROBERT LATHAM | 1 | 0.81% | |
| TOM TOMENY | 0 | 0.00% | |
| Write-In Totals | 12 | 9.68% | |

COV04

ATTORNEY GENERAL

Vote For 1

| | TOTAL | VOTE % |
|--------------------------|-------|--------|
| REP DEREK BROWN | 46 | 37.10% |
| DEM RUDY J BAUTISTA | 46 | 37.10% |
| UUP MICHELLE QUIST | 14 | 11.29% |
| LIB W. ANDREW MCCULLOUGH | 9 | 7.26% |
| AUSTIN HEPWORTH | 0 | 0.00% |

STATE AUDITOR AUDITOR

Vote For 1

| | TOTAL | VOTE % |
|-----------------------|-------|--------|
| REP TINA CANNON | 53 | 42.74% |
| DEM CATHERINE VOUTAZ | 53 | 42.74% |
| CON JEFFREY L. OSTLER | 7 | 5.65% |

STATE TREASURER

Vote For 1

| | TOTAL | VOTE % |
|-------------------|-------|--------|
| REP MARLO M. OAKS | 59 | 47.58% |
| DEM NEIL A HANSEN | 49 | 39.52% |
| UFP MILES POMEROY | 4 | 3.23% |

UTAH SENATE DISTRICT 3

Vote For 1

| | TOTAL | VOTE % |
|---------------------|-------|--------|
| DEM STACY BERNAL | 68 | 54.84% |
| REP JOHN D. JOHNSON | 52 | 41.94% |

UTAH HOUSE DISTRICT 8

Vote For 1

| | TOTAL | VOTE % |
|------------------|-------|--------|
| REP JASON B KYLE | 74 | 59.68% |

COUNTY COMMISSION SEAT C

Vote For 1

| | TOTAL | VOTE % |
|------------------------|-------|--------|
| DEM STEVEN VAN WAGONER | 61 | 49.19% |
| REP JIM HARVEY | 49 | 39.52% |
| LIB BRIAN K ROWLEY | 9 | 7.26% |

COUNTY ASSESSOR

Vote For 1

| | TOTAL | VOTE % |
|----------------------|-------|--------|
| REP JOHN E. ULIBARRI | 83 | 66.94% |

COV04

COUNTY RECORDER / SURVEYOR

Vote For 1

| | TOTAL | VOTE % | |
|-----------------------|-------|--------|--|
| REP BAHY RAHIMZADEGAN | 82 | 66.13% | |

COUNTY TREASURER

Vote For 1

| | TOTAL | VOTE % | |
|--------------------|-------|--------|--|
| REP LYNELLE JENSEN | 83 | 66.94% | |

MATTHEW B. DURRANT

Vote For 1

| | TOTAL | VOTE % | |
|-----|-------|--------|--|
| Yes | 68 | 54.84% | |
| No | 26 | 20.97% | |

RYAN D. TENNEY

Vote For 1

| | TOTAL | VOTE % | |
|-----|-------|--------|--|
| Yes | 69 | 55.65% | |
| No | 24 | 19.35% | |

JOSEPH M. BEAN

Vote For 1

| | TOTAL | VOTE % | |
|-----|-------|--------|--|
| Yes | 67 | 54.03% | |
| No | 27 | 21.77% | |

RONALD G. RUSSELL

Vote For 1

| | TOTAL | VOTE % | |
|-----|-------|--------|--|
| Yes | 69 | 55.65% | |
| No | 24 | 19.35% | |

CRISTINA PATRICIA ORTEGA

Vote For 1

| | TOTAL | VOTE % | |
|-----|-------|--------|--|
| Yes | 71 | 57.26% | |
| No | 24 | 19.35% | |

CRAIG HALL

Vote For 1

| | TOTAL | VOTE % | |
|-----|-------|--------|--|
| Yes | 68 | 54.84% | |
| No | 24 | 19.35% | |

COV04

MICHAEL DARIO DIREDA

Vote For 1

| | TOTAL | VOTE % | |
|-----|-------|--------|---|
| Yes | 74 | 59.68% |  |
| No | 20 | 16.13% |  |


TASHA WILLIAMS

Vote For 1

| | TOTAL | VOTE % | |
|-----|-------|--------|---|
| Yes | 72 | 58.06% |  |
| No | 21 | 16.94% |  |

CONSTITUTIONAL AMENDMENT B

Vote For 1

| | TOTAL | VOTE % | |
|---------|-------|--------|---|
| For | 72 | 58.06% |  |
| Against | 40 | 32.26% |  |

CONSTITUTIONAL AMENDMENT C

Vote For 1

| | TOTAL | VOTE % | |
|---------|-------|--------|---|
| For | 99 | 79.84% |  |
| Against | 14 | 11.29% |  |

BALLOT PROPOSITION 19

Vote For 1

| | TOTAL | VOTE % | |
|-----|-------|--------|---|
| Yes | 83 | 66.94% |  |
| No | 35 | 28.23% |  |

COV04:X

Statistics TOTAL

| | |
|---------------------------|--------|
| Registered Voters - Total | 867 |
| Ballots Cast - Total | 794 |
| Voter Turnout - Total | 91.58% |

U.S. PRESIDENT / VICE PRESIDENT

Vote For 1

| | TOTAL | VOTE % | |
|-----------------------|-------|--------|---|
| REP DONALD J. TRUMP | 525 | 66.12% | <div style="width: 66.12%; background-color: #f1c40f;"></div> |
| DEM KAMALA D. HARRIS | 221 | 27.83% | <div style="width: 27.83%; background-color: #34495e;"></div> |
| LIB CHASE OLIVER | 4 | 0.50% | <div style="width: 0.50%; background-color: #95a5a6;"></div> |
| LUCIFER "JUSTIN CASE" | 3 | 0.38% | <div style="width: 0.38%; background-color: #95a5a6;"></div> |
| CON JOEL SKOUSEN | 2 | 0.25% | <div style="width: 0.25%; background-color: #95a5a6;"></div> |
| GRN JILL STEIN | 2 | 0.25% | <div style="width: 0.25%; background-color: #95a5a6;"></div> |
| CORNEL RONALD WEST | 1 | 0.13% | <div style="width: 0.13%; background-color: #95a5a6;"></div> |
| CLAUDIA DE LA CRUZ | 1 | 0.13% | <div style="width: 0.13%; background-color: #95a5a6;"></div> |
| Write-In Totals | 24 | 3.02% | <div style="width: 3.02%; background-color: #95a5a6;"></div> |

U.S. SENATE

Vote For 1

| | TOTAL | VOTE % | |
|----------------------|-------|--------|---|
| REP JOHN CURTIS | 523 | 65.87% | <div style="width: 65.87%; background-color: #f1c40f;"></div> |
| DEM CAROLINE GLEICH | 173 | 21.79% | <div style="width: 21.79%; background-color: #34495e;"></div> |
| IAP CARLTON E. BOWEN | 48 | 6.05% | <div style="width: 6.05%; background-color: #95a5a6;"></div> |
| Write-In Totals | 1 | 0.13% | <div style="width: 0.13%; background-color: #95a5a6;"></div> |

U.S. HOUSE DISTRICT 1

Vote For 1

| | TOTAL | VOTE % | |
|----------------------|-------|--------|---|
| REP BLAKE D. MOORE | 537 | 67.63% | <div style="width: 67.63%; background-color: #f1c40f;"></div> |
| DEM BILL CAMPBELL | 154 | 19.40% | <div style="width: 19.40%; background-color: #34495e;"></div> |
| LIB DANIEL R. COTTAM | 35 | 4.41% | <div style="width: 4.41%; background-color: #95a5a6;"></div> |

GOVERNOR / LT. GOVERNOR

Vote For 1

| | TOTAL | VOTE % | |
|----------------------|-------|--------|---|
| REP SPENCER J. COX | 463 | 58.31% | <div style="width: 58.31%; background-color: #f1c40f;"></div> |
| DEM BRIAN SMITH KING | 137 | 17.25% | <div style="width: 17.25%; background-color: #34495e;"></div> |
| LIB J. ROBERT LATHAM | 24 | 3.02% | <div style="width: 3.02%; background-color: #95a5a6;"></div> |
| IAP TOMMY WILLIAMS | 13 | 1.64% | <div style="width: 1.64%; background-color: #95a5a6;"></div> |
| TOM TOMENY | 2 | 0.25% | <div style="width: 0.25%; background-color: #95a5a6;"></div> |
| Write-In Totals | 122 | 15.37% | <div style="width: 15.37%; background-color: #95a5a6;"></div> |

COV04:X

ATTORNEY GENERAL

Vote For 1

| | TOTAL | VOTE % | |
|--------------------------|-------|--------|--|
| REP DEREK BROWN | 477 | 60.08% | |
| DEM RUDY J BAUTISTA | 144 | 18.14% | |
| AUSTIN HEPWORTH | 39 | 4.91% | |
| UUP MICHELLE QUIST | 39 | 4.91% | |
| LIB W. ANDREW MCCULLOUGH | 36 | 4.53% | |

STATE AUDITOR AUDITOR

Vote For 1

| | TOTAL | VOTE % | |
|-----------------------|-------|--------|--|
| REP TINA CANNON | 522 | 65.74% | |
| DEM CATHERINE VOUTAZ | 163 | 20.53% | |
| CON JEFFREY L. OSTLER | 37 | 4.66% | |

STATE TREASURER

Vote For 1

| | TOTAL | VOTE % | |
|-------------------|-------|--------|--|
| REP MARLO M. OAKS | 527 | 66.37% | |
| DEM NEIL A HANSEN | 160 | 20.15% | |
| UFP MILES POMEROY | 30 | 3.78% | |

UTAH SENATE DISTRICT 3

Vote For 1

| | TOTAL | VOTE % | |
|---------------------|-------|--------|--|
| REP JOHN D. JOHNSON | 518 | 65.24% | |
| DEM STACY BERNAL | 214 | 26.95% | |

UTAH HOUSE DISTRICT 8

Vote For 1

| | TOTAL | VOTE % | |
|------------------|-------|--------|--|
| REP JASON B KYLE | 578 | 72.80% | |

COUNTY COMMISSION SEAT C

Vote For 1

| | TOTAL | VOTE % | |
|------------------------|-------|--------|--|
| DEM STEVEN VAN WAGONER | 343 | 43.20% | |
| REP JIM HARVEY | 314 | 39.55% | |
| LIB BRIAN K ROWLEY | 82 | 10.33% | |

COUNTY ASSESSOR

Vote For 1

| | TOTAL | VOTE % | |
|----------------------|-------|--------|--|
| REP JOHN E. ULIBARRI | 603 | 75.94% | |

COV04:X

COUNTY RECORDER / SURVEYOR

Vote For 1

| | TOTAL | VOTE % | |
|-----------------------|-------|--------|--|
| REP BAHY RAHIMZADEGAN | 588 | 74.06% | |

COUNTY TREASURER

Vote For 1

| | TOTAL | VOTE % | |
|--------------------|-------|--------|--|
| REP LYNELLE JENSEN | 604 | 76.07% | |

MATTHEW B. DURRANT

Vote For 1

| | TOTAL | VOTE % | |
|-----|-------|--------|--|
| Yes | 461 | 58.06% | |
| No | 120 | 15.11% | |

RYAN D. TENNEY

Vote For 1

| | TOTAL | VOTE % | |
|-----|-------|--------|--|
| Yes | 454 | 57.18% | |
| No | 118 | 14.86% | |

JOSEPH M. BEAN

Vote For 1

| | TOTAL | VOTE % | |
|-----|-------|--------|--|
| Yes | 442 | 55.67% | |
| No | 134 | 16.88% | |

RONALD G. RUSSELL

Vote For 1

| | TOTAL | VOTE % | |
|-----|-------|--------|--|
| Yes | 455 | 57.30% | |
| No | 117 | 14.74% | |

CRISTINA PATRICIA ORTEGA

Vote For 1

| | TOTAL | VOTE % | |
|-----|-------|--------|--|
| Yes | 426 | 53.65% | |
| No | 153 | 19.27% | |

CRAIG HALL

Vote For 1

| | TOTAL | VOTE % | |
|-----|-------|--------|--|
| Yes | 432 | 54.41% | |
| No | 140 | 17.63% | |

COV04:X

MICHAEL DARIO DIREDA

Vote For 1

| | TOTAL | VOTE % | |
|-----|-------|--------|--|
| Yes | 464 | 58.44% | |
| No | 116 | 14.61% | |

TASHA WILLIAMS

Vote For 1

| | TOTAL | VOTE % | |
|-----|-------|--------|--|
| Yes | 464 | 58.44% | |
| No | 115 | 14.48% | |

CONSTITUTIONAL AMENDMENT B

Vote For 1

| | TOTAL | VOTE % | |
|---------|-------|--------|--|
| For | 450 | 56.68% | |
| Against | 258 | 32.49% | |

CONSTITUTIONAL AMENDMENT C

Vote For 1

| | TOTAL | VOTE % | |
|---------|-------|--------|--|
| For | 612 | 77.08% | |
| Against | 98 | 12.34% | |

BALLOT PROPOSITION 19

Vote For 1

| | TOTAL | VOTE % | |
|-----|-------|--------|--|
| Yes | 472 | 59.45% | |
| No | 272 | 34.26% | |

OGDEN VALLEY CITY

Vote For 1

| | TOTAL | VOTE % | |
|-----|-------|--------|--|
| Yes | 512 | 64.48% | |
| No | 262 | 33.00% | |

FORM OF GOVERNMENT OGDEN VALLEY CITY

Vote For 1

| | TOTAL | VOTE % | |
|---------------------------------|-------|--------|--|
| Six-member council form | 360 | 45.34% | |
| Seven-member council-mayor form | 148 | 18.64% | |
| Five-member council-mayor form | 132 | 16.62% | |
| Five-member council form | 100 | 12.59% | |

COV04:X

CITY COUNCIL QUESTION

Vote For 1

| | TOTAL | VOTE % | |
|-----|-------|--------|---|
| Yes | 663 | 83.50% |  |
| No | 71 | 8.94% |  |

COV05 Suppressed

Statistics TOTAL

| | |
|---------------------------|---------|
| Registered Voters - Total | 1 |
| Ballots Cast - Total | 4 |
| Voter Turnout - Total | 400.00% |

U.S. PRESIDENT / VICE PRESIDENT

Vote For 1

| | TOTAL | VOTE % |
|--|-------|--------|
|--|-------|--------|

- REP DONALD J. TRUMP
- DEM KAMALA D. HARRIS
- CORNEL RONALD WEST
- LUCIFER "JUSTIN CASE"
- CON JOEL SKOUSEN
- GRN JILL STEIN
- LIB CHASE OLIVER
- CLAUDIA DE LA CRUZ
- Write-In Totals

U.S. SENATE

Vote For 1

| | TOTAL | VOTE % |
|--|-------|--------|
|--|-------|--------|

- REP JOHN CURTIS
- IAP CARLTON E. BOWEN
- DEM CAROLINE GLEICH
- Write-In Totals

U.S. HOUSE DISTRICT 1

Vote For 1

| | TOTAL | VOTE % |
|--|-------|--------|
|--|-------|--------|

- REP BLAKE D. MOORE
- DEM BILL CAMPBELL
- LIB DANIEL R. COTTAM

GOVERNOR / LT. GOVERNOR

Vote For 1

| | TOTAL | VOTE % |
|--|-------|--------|
|--|-------|--------|

- REP SPENCER J. COX
- IAP TOMMY WILLIAMS
- DEM BRIAN SMITH KING
- LIB J. ROBERT LATHAM
- TOM TOMENY
- Write-In Totals

COV05 Suppressed

ATTORNEY GENERAL

Vote For 1

TOTAL VOTE %

REP DEREK BROWN

DEM RUDY J BAUTISTA

LIB W. ANDREW MCCULLOUGH

AUSTIN HEPWORTH

UUP MICHELLE QUIST

STATE AUDITOR AUDITOR

Vote For 1

TOTAL VOTE %

REP TINA CANNON

CON JEFFREY L. OSTLER

DEM CATHERINE VOUTAZ

STATE TREASURER

Vote For 1

TOTAL VOTE %

REP MARLO M. OAKS

UFP MILES POMEROY

DEM NEIL A HANSEN

UTAH HOUSE DISTRICT 8

Vote For 1

TOTAL VOTE %

REP JASON B KYLE

COUNTY COMMISSION SEAT C

Vote For 1

TOTAL VOTE %

REP JIM HARVEY

LIB BRIAN K ROWLEY

DEM STEVEN VAN WAGONER

COUNTY ASSESSOR

Vote For 1

TOTAL VOTE %

REP JOHN E. ULIBARRI

COUNTY RECORDER / SURVEYOR

Vote For 1

TOTAL VOTE %

REP BAHY RAHIMZADEGAN

COV05 Suppressed

COUNTY TREASURER

Vote For 1

TOTAL VOTE %

REP LYNELLE JENSEN

MATTHEW B. DURRANT

Vote For 1

TOTAL VOTE %

Yes

No

RYAN D. TENNEY

Vote For 1

TOTAL VOTE %

Yes

No

JOSEPH M. BEAN

Vote For 1

TOTAL VOTE %

Yes

No

RONALD G. RUSSELL

Vote For 1

TOTAL VOTE %

Yes

No

CRISTINA PATRICIA ORTEGA

Vote For 1

TOTAL VOTE %

Yes

No

CRAIG HALL

Vote For 1

TOTAL VOTE %

Yes

No

MICHAEL DARIO DIREDA

Vote For 1

TOTAL VOTE %

Yes

No

COV05 Suppressed

TASHA WILLIAMS

Vote For 1

TOTAL VOTE %

Yes

No

CONSTITUTIONAL AMENDMENT B

Vote For 1

TOTAL VOTE %

For

Against

CONSTITUTIONAL AMENDMENT C

Vote For 1

TOTAL VOTE %

For

Against

BALLOT PROPOSITION 19

Vote For 1

TOTAL VOTE %

Yes

No

COV05:X

Statistics TOTAL

| | |
|---------------------------|--------|
| Registered Voters - Total | 337 |
| Ballots Cast - Total | 306 |
| Voter Turnout - Total | 90.80% |

U.S. PRESIDENT / VICE PRESIDENT

Vote For 1

| | TOTAL | VOTE % | |
|-----------------------|-------|--------|--|
| REP DONALD J. TRUMP | 179 | 58.50% | |
| DEM KAMALA D. HARRIS | 114 | 37.25% | |
| GRN JILL STEIN | 2 | 0.65% | |
| LIB CHASE OLIVER | 2 | 0.65% | |
| LUCIFER "JUSTIN CASE" | 1 | 0.33% | |
| CORNEL RONALD WEST | 0 | 0.00% | |
| CON JOEL SKOUSEN | 0 | 0.00% | |
| CLAUDIA DE LA CRUZ | 0 | 0.00% | |
| Write-In Totals | 3 | 0.98% | |

U.S. SENATE

Vote For 1

| | TOTAL | VOTE % | |
|----------------------|-------|--------|--|
| REP JOHN CURTIS | 193 | 63.07% | |
| DEM CAROLINE GLEICH | 91 | 29.74% | |
| IAP CARLTON E. BOWEN | 11 | 3.59% | |
| Write-In Totals | 0 | 0.00% | |

U.S. HOUSE DISTRICT 1

Vote For 1

| | TOTAL | VOTE % | |
|----------------------|-------|--------|--|
| REP BLAKE D. MOORE | 184 | 60.13% | |
| DEM BILL CAMPBELL | 89 | 29.08% | |
| LIB DANIEL R. COTTAM | 18 | 5.88% | |

GOVERNOR / LT. GOVERNOR

Vote For 1

| | TOTAL | VOTE % | |
|----------------------|-------|--------|--|
| REP SPENCER J. COX | 175 | 57.19% | |
| DEM BRIAN SMITH KING | 76 | 24.84% | |
| LIB J. ROBERT LATHAM | 11 | 3.59% | |
| IAP TOMMY WILLIAMS | 3 | 0.98% | |
| TOM TOMENY | 0 | 0.00% | |
| Write-In Totals | 32 | 10.46% | |

COV05:X

ATTORNEY GENERAL

Vote For 1

| | TOTAL | VOTE % | |
|--------------------------|-------|--------|--|
| REP DEREK BROWN | 157 | 51.31% | |
| DEM RUDY J BAUTISTA | 73 | 23.86% | |
| UUP MICHELLE QUIST | 28 | 9.15% | |
| LIB W. ANDREW MCCULLOUGH | 21 | 6.86% | |
| AUSTIN HEPWORTH | 11 | 3.59% | |

STATE AUDITOR AUDITOR

Vote For 1

| | TOTAL | VOTE % | |
|-----------------------|-------|--------|--|
| REP TINA CANNON | 190 | 62.09% | |
| DEM CATHERINE VOUTAZ | 84 | 27.45% | |
| CON JEFFREY L. OSTLER | 15 | 4.90% | |

STATE TREASURER

Vote For 1

| | TOTAL | VOTE % | |
|-------------------|-------|--------|--|
| REP MARLO M. OAKS | 186 | 60.78% | |
| DEM NEIL A HANSEN | 80 | 26.14% | |
| UFP MILES POMEROY | 19 | 6.21% | |

UTAH HOUSE DISTRICT 8

Vote For 1

| | TOTAL | VOTE % | |
|------------------|-------|--------|--|
| REP JASON B KYLE | 216 | 70.59% | |

COUNTY COMMISSION SEAT C

Vote For 1

| | TOTAL | VOTE % | |
|------------------------|-------|--------|--|
| REP JIM HARVEY | 155 | 50.65% | |
| DEM STEVEN VAN WAGONER | 113 | 36.93% | |
| LIB BRIAN K ROWLEY | 24 | 7.84% | |

COUNTY ASSESSOR

Vote For 1

| | TOTAL | VOTE % | |
|----------------------|-------|--------|--|
| REP JOHN E. ULIBARRI | 216 | 70.59% | |

COUNTY RECORDER / SURVEYOR

Vote For 1

| | TOTAL | VOTE % | |
|-----------------------|-------|--------|--|
| REP BAHY RAHIMZADEGAN | 210 | 68.63% | |

COV05:X

COUNTY TREASURER

Vote For 1

| | TOTAL | VOTE % | |
|--------------------|-------|--------|--|
| REP LYNELLE JENSEN | 212 | 69.28% | |

MATTHEW B. DURRANT

Vote For 1

| | TOTAL | VOTE % | |
|-----|-------|--------|--|
| Yes | 181 | 59.15% | |
| No | 52 | 16.99% | |

RYAN D. TENNEY

Vote For 1

| | TOTAL | VOTE % | |
|-----|-------|--------|--|
| Yes | 179 | 58.50% | |
| No | 51 | 16.67% | |

JOSEPH M. BEAN

Vote For 1

| | TOTAL | VOTE % | |
|-----|-------|--------|--|
| Yes | 172 | 56.21% | |
| No | 53 | 17.32% | |

RONALD G. RUSSELL

Vote For 1

| | TOTAL | VOTE % | |
|-----|-------|--------|--|
| Yes | 173 | 56.54% | |
| No | 51 | 16.67% | |

CRISTINA PATRICIA ORTEGA

Vote For 1

| | TOTAL | VOTE % | |
|-----|-------|--------|--|
| Yes | 174 | 56.86% | |
| No | 54 | 17.65% | |

CRAIG HALL

Vote For 1

| | TOTAL | VOTE % | |
|-----|-------|--------|--|
| Yes | 163 | 53.27% | |
| No | 61 | 19.93% | |

MICHAEL DARIO DIREDA

Vote For 1

| | TOTAL | VOTE % | |
|-----|-------|--------|--|
| Yes | 180 | 58.82% | |
| No | 51 | 16.67% | |

COV05:X

TASHA WILLIAMS

Vote For 1

| | TOTAL | VOTE % | |
|-----|-------|--------|--|
| Yes | 183 | 59.80% | |
| No | 46 | 15.03% | |

CONSTITUTIONAL AMENDMENT B

Vote For 1

| | TOTAL | VOTE % | |
|---------|-------|--------|--|
| For | 181 | 59.15% | |
| Against | 98 | 32.03% | |

CONSTITUTIONAL AMENDMENT C

Vote For 1

| | TOTAL | VOTE % | |
|---------|-------|--------|--|
| For | 247 | 80.72% | |
| Against | 40 | 13.07% | |

BALLOT PROPOSITION 19

Vote For 1

| | TOTAL | VOTE % | |
|-----|-------|--------|--|
| Yes | 191 | 62.42% | |
| No | 100 | 32.68% | |

OGDEN VALLEY CITY

Vote For 1

| | TOTAL | VOTE % | |
|-----|-------|--------|--|
| Yes | 175 | 57.19% | |
| No | 121 | 39.54% | |

FORM OF GOVERNMENT OGDEN VALLEY CITY

Vote For 1

| | TOTAL | VOTE % | |
|---------------------------------|-------|--------|--|
| Six-member council form | 105 | 34.31% | |
| Seven-member council-mayor form | 69 | 22.55% | |
| Five-member council-mayor form | 55 | 17.97% | |
| Five-member council form | 52 | 16.99% | |

CITY COUNCIL QUESTION

Vote For 1

| | TOTAL | VOTE % | |
|-----|-------|--------|--|
| Yes | 267 | 87.25% | |
| No | 15 | 4.90% | |

COV06

Statistics TOTAL

| | |
|---------------------------|--------|
| Registered Voters - Total | 92 |
| Ballots Cast - Total | 84 |
| Voter Turnout - Total | 91.30% |

U.S. PRESIDENT / VICE PRESIDENT

Vote For 1

| | TOTAL | VOTE % | |
|-----------------------|-------|--------|--|
| REP DONALD J. TRUMP | 51 | 60.71% | |
| DEM KAMALA D. HARRIS | 28 | 33.33% | |
| GRN JILL STEIN | 1 | 1.19% | |
| CORNEL RONALD WEST | 0 | 0.00% | |
| LUCIFER "JUSTIN CASE" | 0 | 0.00% | |
| CON JOEL SKOUSEN | 0 | 0.00% | |
| LIB CHASE OLIVER | 0 | 0.00% | |
| CLAUDIA DE LA CRUZ | 0 | 0.00% | |
| Write-In Totals | 3 | 3.57% | |

U.S. SENATE

Vote For 1

| | TOTAL | VOTE % | |
|----------------------|-------|--------|--|
| REP JOHN CURTIS | 44 | 52.38% | |
| DEM CAROLINE GLEICH | 28 | 33.33% | |
| IAP CARLTON E. BOWEN | 8 | 9.52% | |
| Write-In Totals | 0 | 0.00% | |

U.S. HOUSE DISTRICT 1

Vote For 1

| | TOTAL | VOTE % | |
|----------------------|-------|--------|--|
| REP BLAKE D. MOORE | 46 | 54.76% | |
| DEM BILL CAMPBELL | 25 | 29.76% | |
| LIB DANIEL R. COTTAM | 6 | 7.14% | |

GOVERNOR / LT. GOVERNOR

Vote For 1

| | TOTAL | VOTE % | |
|----------------------|-------|--------|--|
| REP SPENCER J. COX | 37 | 44.05% | |
| DEM BRIAN SMITH KING | 24 | 28.57% | |
| LIB J. ROBERT LATHAM | 4 | 4.76% | |
| IAP TOMMY WILLIAMS | 2 | 2.38% | |
| TOM TOMENY | 0 | 0.00% | |
| Write-In Totals | 13 | 15.48% | |

COV06

ATTORNEY GENERAL

Vote For 1

| | TOTAL | VOTE % | |
|--------------------------|-------|--------|--|
| REP DEREK BROWN | 45 | 53.57% | |
| DEM RUDY J BAUTISTA | 23 | 27.38% | |
| UUP MICHELLE QUIST | 5 | 5.95% | |
| LIB W. ANDREW MCCULLOUGH | 3 | 3.57% | |
| AUSTIN HEPWORTH | 3 | 3.57% | |

STATE AUDITOR AUDITOR

Vote For 1

| | TOTAL | VOTE % | |
|-----------------------|-------|--------|--|
| REP TINA CANNON | 50 | 59.52% | |
| DEM CATHERINE VOUTAZ | 22 | 26.19% | |
| CON JEFFREY L. OSTLER | 5 | 5.95% | |

STATE TREASURER

Vote For 1

| | TOTAL | VOTE % | |
|-------------------|-------|--------|--|
| REP MARLO M. OAKS | 49 | 58.33% | |
| DEM NEIL A HANSEN | 26 | 30.95% | |
| UFP MILES POMEROY | 3 | 3.57% | |

UTAH SENATE DISTRICT 3

Vote For 1

| | TOTAL | VOTE % | |
|---------------------|-------|--------|--|
| REP JOHN D. JOHNSON | 50 | 59.52% | |
| DEM STACY BERNAL | 28 | 33.33% | |

UTAH HOUSE DISTRICT 8

Vote For 1

| | TOTAL | VOTE % | |
|------------------|-------|--------|--|
| REP JASON B KYLE | 55 | 65.48% | |

COUNTY COMMISSION SEAT C

Vote For 1

| | TOTAL | VOTE % | |
|------------------------|-------|--------|--|
| REP JIM HARVEY | 43 | 51.19% | |
| DEM STEVEN VAN WAGONER | 30 | 35.71% | |
| LIB BRIAN K ROWLEY | 5 | 5.95% | |

COUNTY ASSESSOR

Vote For 1

| | TOTAL | VOTE % | |
|----------------------|-------|--------|--|
| REP JOHN E. ULIBARRI | 64 | 76.19% | |

COV06

COUNTY RECORDER / SURVEYOR

Vote For 1

| | TOTAL | VOTE % | |
|-----------------------|-------|--------|---|
| REP BAHY RAHIMZADEGAN | 59 | 70.24% |  |

COUNTY TREASURER

Vote For 1

| | TOTAL | VOTE % | |
|--------------------|-------|--------|---|
| REP LYNELLE JENSEN | 62 | 73.81% |  |

MATTHEW B. DURRANT

Vote For 1

| | TOTAL | VOTE % | |
|-----|-------|--------|---|
| Yes | 36 | 42.86% |  |
| No | 32 | 38.10% |  |


RYAN D. TENNEY

Vote For 1

| | TOTAL | VOTE % | |
|-----|-------|--------|--|
| Yes | 39 | 46.43% |  |
| No | 27 | 32.14% |  |



JOSEPH M. BEAN

Vote For 1

| | TOTAL | VOTE % | |
|-----|-------|--------|---|
| Yes | 39 | 46.43% |  |
| No | 26 | 30.95% |  |


RONALD G. RUSSELL

Vote For 1

| | TOTAL | VOTE % | |
|-----|-------|--------|---|
| Yes | 36 | 42.86% |  |
| No | 28 | 33.33% |  |


CRISTINA PATRICIA ORTEGA

Vote For 1

| | TOTAL | VOTE % | |
|-----|-------|--------|---|
| Yes | 34 | 40.48% |  |
| No | 32 | 38.10% |  |

CRAIG HALL

Vote For 1

| | TOTAL | VOTE % | |
|-----|-------|--------|---|
| Yes | 41 | 48.81% |  |
| No | 24 | 28.57% |  |

COV06

MICHAEL DARIO DIREDA

Vote For 1

| | TOTAL | VOTE % | |
|-----|-------|--------|---|
| Yes | 39 | 46.43% |  |
| No | 26 | 30.95% |  |

TASHA WILLIAMS

Vote For 1

| | TOTAL | VOTE % | |
|-----|-------|--------|---|
| Yes | 39 | 46.43% |  |
| No | 26 | 30.95% |  |

CONSTITUTIONAL AMENDMENT B

Vote For 1

| | TOTAL | VOTE % | |
|---------|-------|--------|---|
| For | 47 | 55.95% |  |
| Against | 31 | 36.90% |  |

CONSTITUTIONAL AMENDMENT C

Vote For 1

| | TOTAL | VOTE % | |
|---------|-------|--------|---|
| For | 69 | 82.14% |  |
| Against | 8 | 9.52% |  |

BALLOT PROPOSITION 19

Vote For 1

| | TOTAL | VOTE % | |
|-----|-------|--------|---|
| Yes | 43 | 51.19% |  |
| No | 38 | 45.24% |  |

COV06:X

Statistics TOTAL

| | |
|---------------------------|--------|
| Registered Voters - Total | 943 |
| Ballots Cast - Total | 872 |
| Voter Turnout - Total | 92.47% |

U.S. PRESIDENT / VICE PRESIDENT

Vote For 1

| | TOTAL | VOTE % | |
|-----------------------|-------|--------|---|
| REP DONALD J. TRUMP | 565 | 64.79% | <div style="width: 64.79%; background-color: #f1c40f;"></div> |
| DEM KAMALA D. HARRIS | 255 | 29.24% | <div style="width: 29.24%; background-color: #34495e;"></div> |
| LIB CHASE OLIVER | 12 | 1.38% | <div style="width: 1.38%; background-color: #95a5a6;"></div> |
| CON JOEL SKOUSEN | 7 | 0.80% | <div style="width: 0.80%; background-color: #34495e;"></div> |
| LUCIFER "JUSTIN CASE" | 5 | 0.57% | <div style="width: 0.57%; background-color: #95a5a6;"></div> |
| GRN JILL STEIN | 2 | 0.23% | <div style="width: 0.23%; background-color: #27ae60;"></div> |
| CLAUDIA DE LA CRUZ | 2 | 0.23% | <div style="width: 0.23%; background-color: #95a5a6;"></div> |
| CORNEL RONALD WEST | 1 | 0.11% | <div style="width: 0.11%; background-color: #34495e;"></div> |
| Write-In Totals | 19 | 2.18% | <div style="width: 2.18%; background-color: #95a5a6;"></div> |

U.S. SENATE

Vote For 1

| | TOTAL | VOTE % | |
|----------------------|-------|--------|---|
| REP JOHN CURTIS | 574 | 65.83% | <div style="width: 65.83%; background-color: #f1c40f;"></div> |
| DEM CAROLINE GLEICH | 213 | 24.43% | <div style="width: 24.43%; background-color: #34495e;"></div> |
| IAP CARLTON E. BOWEN | 34 | 3.90% | <div style="width: 3.90%; background-color: #95a5a6;"></div> |
| Write-In Totals | 12 | 1.38% | <div style="width: 1.38%; background-color: #95a5a6;"></div> |

U.S. HOUSE DISTRICT 1

Vote For 1

| | TOTAL | VOTE % | |
|----------------------|-------|--------|---|
| REP BLAKE D. MOORE | 574 | 65.83% | <div style="width: 65.83%; background-color: #f1c40f;"></div> |
| DEM BILL CAMPBELL | 203 | 23.28% | <div style="width: 23.28%; background-color: #34495e;"></div> |
| LIB DANIEL R. COTTAM | 45 | 5.16% | <div style="width: 5.16%; background-color: #95a5a6;"></div> |

GOVERNOR / LT. GOVERNOR

Vote For 1

| | TOTAL | VOTE % | |
|----------------------|-------|--------|---|
| REP SPENCER J. COX | 484 | 55.50% | <div style="width: 55.50%; background-color: #f1c40f;"></div> |
| DEM BRIAN SMITH KING | 189 | 21.67% | <div style="width: 21.67%; background-color: #34495e;"></div> |
| LIB J. ROBERT LATHAM | 35 | 4.01% | <div style="width: 4.01%; background-color: #95a5a6;"></div> |
| IAP TOMMY WILLIAMS | 9 | 1.03% | <div style="width: 1.03%; background-color: #95a5a6;"></div> |
| TOM TOMENY | 1 | 0.11% | <div style="width: 0.11%; background-color: #34495e;"></div> |
| Write-In Totals | 132 | 15.14% | <div style="width: 15.14%; background-color: #95a5a6;"></div> |

COV06:X

ATTORNEY GENERAL

Vote For 1

| | TOTAL | VOTE % | |
|--------------------------|-------|--------|--|
| REP DEREK BROWN | 513 | 58.83% | |
| DEM RUDY J BAUTISTA | 184 | 21.10% | |
| UUP MICHELLE QUIST | 48 | 5.50% | |
| LIB W. ANDREW MCCULLOUGH | 39 | 4.47% | |
| AUSTIN HEPWORTH | 35 | 4.01% | |

STATE AUDITOR AUDITOR

Vote For 1

| | TOTAL | VOTE % | |
|-----------------------|-------|--------|--|
| REP TINA CANNON | 550 | 63.07% | |
| DEM CATHERINE VOUTAZ | 202 | 23.17% | |
| CON JEFFREY L. OSTLER | 45 | 5.16% | |

STATE TREASURER

Vote For 1

| | TOTAL | VOTE % | |
|-------------------|-------|--------|--|
| REP MARLO M. OAKS | 561 | 64.33% | |
| DEM NEIL A HANSEN | 196 | 22.48% | |
| UFP MILES POMEROY | 39 | 4.47% | |

UTAH SENATE DISTRICT 3

Vote For 1

| | TOTAL | VOTE % | |
|---------------------|-------|--------|--|
| REP JOHN D. JOHNSON | 547 | 62.73% | |
| DEM STACY BERNAL | 264 | 30.28% | |

UTAH HOUSE DISTRICT 8

Vote For 1

| | TOTAL | VOTE % | |
|------------------|-------|--------|--|
| REP JASON B KYLE | 608 | 69.72% | |

COUNTY COMMISSION SEAT C

Vote For 1

| | TOTAL | VOTE % | |
|------------------------|-------|--------|--|
| REP JIM HARVEY | 422 | 48.39% | |
| DEM STEVEN VAN WAGONER | 328 | 37.61% | |
| LIB BRIAN K ROWLEY | 65 | 7.45% | |

COUNTY ASSESSOR

Vote For 1

| | TOTAL | VOTE % | |
|----------------------|-------|--------|--|
| REP JOHN E. ULIBARRI | 632 | 72.48% | |

COV06:X

COUNTY RECORDER / SURVEYOR

Vote For 1

| | TOTAL | VOTE % | |
|-----------------------|-------|--------|---|
| REP BAHY RAHIMZADEGAN | 622 | 71.33% |  |

COUNTY TREASURER

Vote For 1

| | TOTAL | VOTE % | |
|--------------------|-------|--------|---|
| REP LYNELLE JENSEN | 631 | 72.36% |  |

MATTHEW B. DURRANT

Vote For 1

| | TOTAL | VOTE % | |
|-----|-------|--------|---|
| Yes | 487 | 55.85% |  |
| No | 168 | 19.27% |  |

RYAN D. TENNEY

Vote For 1

| | TOTAL | VOTE % | |
|-----|-------|--------|--|
| Yes | 474 | 54.36% |  |
| No | 167 | 19.15% |  |

JOSEPH M. BEAN

Vote For 1

| | TOTAL | VOTE % | |
|-----|-------|--------|---|
| Yes | 449 | 51.49% |  |
| No | 195 | 22.36% |  |

RONALD G. RUSSELL

Vote For 1

| | TOTAL | VOTE % | |
|-----|-------|--------|---|
| Yes | 478 | 54.82% |  |
| No | 170 | 19.50% |  |


CRISTINA PATRICIA ORTEGA

Vote For 1

| | TOTAL | VOTE % | |
|-----|-------|--------|---|
| Yes | 438 | 50.23% |  |
| No | 215 | 24.66% |  |

CRAIG HALL

Vote For 1

| | TOTAL | VOTE % | |
|-----|-------|--------|---|
| Yes | 458 | 52.52% |  |
| No | 184 | 21.10% |  |

COV06:X

MICHAEL DARIO DIREDA

Vote For 1

| | TOTAL | VOTE % | |
|-----|-------|--------|--|
| Yes | 493 | 56.54% | |
| No | 159 | 18.23% | |

TASHA WILLIAMS

Vote For 1

| | TOTAL | VOTE % | |
|-----|-------|--------|--|
| Yes | 496 | 56.88% | |
| No | 159 | 18.23% | |

CONSTITUTIONAL AMENDMENT B

Vote For 1

| | TOTAL | VOTE % | |
|---------|-------|--------|--|
| For | 509 | 58.37% | |
| Against | 291 | 33.37% | |

CONSTITUTIONAL AMENDMENT C

Vote For 1

| | TOTAL | VOTE % | |
|---------|-------|--------|--|
| For | 690 | 79.13% | |
| Against | 114 | 13.07% | |

BALLOT PROPOSITION 19

Vote For 1

| | TOTAL | VOTE % | |
|-----|-------|--------|--|
| Yes | 520 | 59.63% | |
| No | 308 | 35.32% | |

OGDEN VALLEY CITY

Vote For 1

| | TOTAL | VOTE % | |
|-----|-------|--------|--|
| Yes | 459 | 52.64% | |
| No | 388 | 44.50% | |

FORM OF GOVERNMENT OGDEN VALLEY CITY

Vote For 1

| | TOTAL | VOTE % | |
|---------------------------------|-------|--------|--|
| Six-member council form | 324 | 37.16% | |
| Seven-member council-mayor form | 184 | 21.10% | |
| Five-member council-mayor form | 178 | 20.41% | |
| Five-member council form | 108 | 12.39% | |

COV06:X

CITY COUNCIL QUESTION

Vote For 1

| | TOTAL | VOTE % | |
|-----|-------|--------|---|
| Yes | 735 | 84.29% |  |
| No | 61 | 7.00% |  |

CSU01

Statistics TOTAL

| | |
|---------------------------|--------|
| Registered Voters - Total | 936 |
| Ballots Cast - Total | 827 |
| Voter Turnout - Total | 88.35% |

U.S. PRESIDENT / VICE PRESIDENT

Vote For 1

| | TOTAL | VOTE % | |
|-----------------------|-------|--------|---|
| REP DONALD J. TRUMP | 481 | 58.16% | <div style="width: 58.16%; background-color: #ffc107;"></div> |
| DEM KAMALA D. HARRIS | 282 | 34.10% | <div style="width: 34.10%; background-color: #ffc107;"></div> |
| LIB CHASE OLIVER | 13 | 1.57% | <div style="width: 1.57%; background-color: #ffc107;"></div> |
| CON JOEL SKOUSEN | 6 | 0.73% | <div style="width: 0.73%; background-color: #ffc107;"></div> |
| LUCIFER "JUSTIN CASE" | 2 | 0.24% | <div style="width: 0.24%; background-color: #ffc107;"></div> |
| GRN JILL STEIN | 2 | 0.24% | <div style="width: 0.24%; background-color: #ffc107;"></div> |
| CLAUDIA DE LA CRUZ | 2 | 0.24% | <div style="width: 0.24%; background-color: #ffc107;"></div> |
| CORNEL RONALD WEST | 1 | 0.12% | <div style="width: 0.12%; background-color: #ffc107;"></div> |
| Write-In Totals | 21 | 2.54% | <div style="width: 2.54%; background-color: #ffc107;"></div> |

U.S. SENATE

Vote For 1

| | TOTAL | VOTE % | |
|----------------------|-------|--------|---|
| REP JOHN CURTIS | 547 | 66.14% | <div style="width: 66.14%; background-color: #ffc107;"></div> |
| DEM CAROLINE GLEICH | 212 | 25.63% | <div style="width: 25.63%; background-color: #ffc107;"></div> |
| IAP CARLTON E. BOWEN | 34 | 4.11% | <div style="width: 4.11%; background-color: #ffc107;"></div> |
| Write-In Totals | 1 | 0.12% | <div style="width: 0.12%; background-color: #ffc107;"></div> |

U.S. HOUSE DISTRICT 1

Vote For 1

| | TOTAL | VOTE % | |
|----------------------|-------|--------|---|
| REP BLAKE D. MOORE | 554 | 66.99% | <div style="width: 66.99%; background-color: #ffc107;"></div> |
| DEM BILL CAMPBELL | 191 | 23.10% | <div style="width: 23.10%; background-color: #ffc107;"></div> |
| LIB DANIEL R. COTTAM | 40 | 4.84% | <div style="width: 4.84%; background-color: #ffc107;"></div> |

GOVERNOR / LT. GOVERNOR

Vote For 1

| | TOTAL | VOTE % | |
|----------------------|-------|--------|---|
| REP SPENCER J. COX | 456 | 55.14% | <div style="width: 55.14%; background-color: #ffc107;"></div> |
| DEM BRIAN SMITH KING | 176 | 21.28% | <div style="width: 21.28%; background-color: #ffc107;"></div> |
| LIB J. ROBERT LATHAM | 26 | 3.14% | <div style="width: 3.14%; background-color: #ffc107;"></div> |
| IAP TOMMY WILLIAMS | 16 | 1.93% | <div style="width: 1.93%; background-color: #ffc107;"></div> |
| TOM TOMENY | 1 | 0.12% | <div style="width: 0.12%; background-color: #ffc107;"></div> |
| Write-In Totals | 123 | 14.87% | <div style="width: 14.87%; background-color: #ffc107;"></div> |

CSU01

ATTORNEY GENERAL

Vote For 1

| | TOTAL | VOTE % | |
|--------------------------|-------|--------|--|
| REP DEREK BROWN | 495 | 59.85% | |
| DEM RUDY J BAUTISTA | 171 | 20.68% | |
| UUP MICHELLE QUIST | 59 | 7.13% | |
| AUSTIN HEPWORTH | 29 | 3.51% | |
| LIB W. ANDREW MCCULLOUGH | 26 | 3.14% | |

STATE AUDITOR AUDITOR

Vote For 1

| | TOTAL | VOTE % | |
|-----------------------|-------|--------|--|
| REP TINA CANNON | 534 | 64.57% | |
| DEM CATHERINE VOUTAZ | 197 | 23.82% | |
| CON JEFFREY L. OSTLER | 27 | 3.26% | |

STATE TREASURER

Vote For 1

| | TOTAL | VOTE % | |
|-------------------|-------|--------|--|
| REP MARLO M. OAKS | 530 | 64.09% | |
| DEM NEIL A HANSEN | 188 | 22.73% | |
| UFP MILES POMEROY | 38 | 4.59% | |

UTAH HOUSE DISTRICT 11

Vote For 1

| | TOTAL | VOTE % | |
|---------------|-------|--------|--|
| REP KATY HALL | 596 | 72.07% | |

STATE BOARD OF EDUCATION DISTRICT 3

Vote For 1

| | TOTAL | VOTE % | |
|-------------------|-------|--------|--|
| REP ROD HALL | 574 | 69.41% | |
| UFP LAURA JOHNSON | 164 | 19.83% | |

COUNTY COMMISSION SEAT C

Vote For 1

| | TOTAL | VOTE % | |
|------------------------|-------|--------|--|
| REP JIM HARVEY | 508 | 61.43% | |
| DEM STEVEN VAN WAGONER | 237 | 28.66% | |
| LIB BRIAN K ROWLEY | 40 | 4.84% | |

COUNTY ASSESSOR

Vote For 1

| | TOTAL | VOTE % | |
|----------------------|-------|--------|--|
| REP JOHN E. ULIBARRI | 613 | 74.12% | |

CSU01

COUNTY RECORDER / SURVEYOR

Vote For 1

| | TOTAL | VOTE % | |
|-----------------------|-------|--------|--|
| REP BAHY RAHIMZADEGAN | 593 | 71.70% | |

COUNTY TREASURER

Vote For 1

| | TOTAL | VOTE % | |
|--------------------|-------|--------|--|
| REP LYNELLE JENSEN | 616 | 74.49% | |

MATTHEW B. DURRANT

Vote For 1

| | TOTAL | VOTE % | |
|-----|-------|--------|--|
| Yes | 520 | 62.88% | |
| No | 125 | 15.11% | |

RYAN D. TENNEY

Vote For 1

| | TOTAL | VOTE % | |
|-----|-------|--------|--|
| Yes | 509 | 61.55% | |
| No | 127 | 15.36% | |

JOSEPH M. BEAN

Vote For 1

| | TOTAL | VOTE % | |
|-----|-------|--------|--|
| Yes | 511 | 61.79% | |
| No | 130 | 15.72% | |

RONALD G. RUSSELL

Vote For 1

| | TOTAL | VOTE % | |
|-----|-------|--------|--|
| Yes | 524 | 63.36% | |
| No | 118 | 14.27% | |

CRISTINA PATRICIA ORTEGA

Vote For 1

| | TOTAL | VOTE % | |
|-----|-------|--------|--|
| Yes | 504 | 60.94% | |
| No | 140 | 16.93% | |

CRAIG HALL

Vote For 1

| | TOTAL | VOTE % | |
|-----|-------|--------|--|
| Yes | 503 | 60.82% | |
| No | 142 | 17.17% | |

CSU01

MICHAEL DARIO DIREDA

Vote For 1

| | TOTAL | VOTE % | |
|-----|-------|--------|---|
| Yes | 540 | 65.30% |  |
| No | 107 | 12.94% |  |

TASHA WILLIAMS

Vote For 1

| | TOTAL | VOTE % | |
|-----|-------|--------|---|
| Yes | 537 | 64.93% |  |
| No | 104 | 12.58% |  |

CONSTITUTIONAL AMENDMENT B

Vote For 1

| | TOTAL | VOTE % | |
|---------|-------|--------|---|
| For | 516 | 62.39% |  |
| Against | 245 | 29.63% |  |

CONSTITUTIONAL AMENDMENT C

Vote For 1

| | TOTAL | VOTE % | |
|---------|-------|--------|---|
| For | 622 | 75.21% |  |
| Against | 138 | 16.69% |  |

BALLOT PROPOSITION 19

Vote For 1

| | TOTAL | VOTE % | |
|-----|-------|--------|---|
| Yes | 547 | 66.14% |  |
| No | 230 | 27.81% |  |

CSU02

Statistics TOTAL

| | |
|---------------------------|--------|
| Registered Voters - Total | 857 |
| Ballots Cast - Total | 788 |
| Voter Turnout - Total | 91.95% |

U.S. PRESIDENT / VICE PRESIDENT

Vote For 1

| | TOTAL | VOTE % | |
|-----------------------|-------|--------|--|
| REP DONALD J. TRUMP | 455 | 57.74% | |
| DEM KAMALA D. HARRIS | 292 | 37.06% | |
| LIB CHASE OLIVER | 5 | 0.63% | |
| GRN JILL STEIN | 4 | 0.51% | |
| CORNEL RONALD WEST | 1 | 0.13% | |
| LUCIFER "JUSTIN CASE" | 1 | 0.13% | |
| CON JOEL SKOUSEN | 0 | 0.00% | |
| CLAUDIA DE LA CRUZ | 0 | 0.00% | |
| Write-In Totals | 17 | 2.16% | |

U.S. SENATE

Vote For 1

| | TOTAL | VOTE % | |
|----------------------|-------|--------|--|
| REP JOHN CURTIS | 458 | 58.12% | |
| DEM CAROLINE GLEICH | 268 | 34.01% | |
| IAP CARLTON E. BOWEN | 31 | 3.93% | |
| Write-In Totals | 2 | 0.25% | |

U.S. HOUSE DISTRICT 1

Vote For 1

| | TOTAL | VOTE % | |
|----------------------|-------|--------|--|
| REP BLAKE D. MOORE | 467 | 59.26% | |
| DEM BILL CAMPBELL | 243 | 30.84% | |
| LIB DANIEL R. COTTAM | 32 | 4.06% | |

GOVERNOR / LT. GOVERNOR






Vote For 1

| | TOTAL | VOTE % | |
|----------------------|-------|--------|--|
| REP SPENCER J. COX | 418 | 53.05% | |
| DEM BRIAN SMITH KING | 217 | 27.54% | |
| LIB J. ROBERT LATHAM | 12 | 1.52% | |
| IAP TOMMY WILLIAMS | 8 | 1.02% | |
| TOM TOMENY | 2 | 0.25% | |
| Write-In Totals | 107 | 13.58% | |

CSU02

ATTORNEY GENERAL

Vote For 1

| | TOTAL | VOTE % | |
|--------------------------|-------|--------|---|
| REP DEREK BROWN | 429 | 54.44% |  |
| DEM RUDY J BAUTISTA | 211 | 26.78% |  |
| UUP MICHELLE QUIST | 40 | 5.08% |  |
| LIB W. ANDREW MCCULLOUGH | 33 | 4.19% |  |
| AUSTIN HEPWORTH | 30 | 3.81% |  |



STATE AUDITOR AUDITOR

Vote For 1

| | TOTAL | VOTE % | |
|-----------------------|-------|--------|---|
| REP TINA CANNON | 467 | 59.26% |  |
| DEM CATHERINE VOUTAZ | 232 | 29.44% |  |
| CON JEFFREY L. OSTLER | 24 | 3.05% |  |

STATE TREASURER

Vote For 1

| | TOTAL | VOTE % | |
|-------------------|-------|--------|---|
| REP MARLO M. OAKS | 465 | 59.01% |  |
| DEM NEIL A HANSEN | 224 | 28.43% |  |
| UFP MILES POMEROY | 34 | 4.31% |  |

UTAH HOUSE DISTRICT 10

Vote For 1

| | TOTAL | VOTE % | |
|---------------------|-------|--------|---|
| REP JILL KOFORD | 456 | 57.87% |  |
| DEM ROSEMARY LESSER | 316 | 40.10% |  |




STATE BOARD OF EDUCATION DISTRICT 3

Vote For 1

| | TOTAL | VOTE % | |
|-------------------|-------|--------|---|
| REP ROD HALL | 482 | 61.17% |  |
| UFP LAURA JOHNSON | 199 | 25.25% |  |

COUNTY COMMISSION SEAT C

Vote For 1

| | TOTAL | VOTE % | |
|------------------------|-------|--------|---|
| REP JIM HARVEY | 421 | 53.43% |  |
| DEM STEVEN VAN WAGONER | 283 | 35.91% |  |
| LIB BRIAN K ROWLEY | 44 | 5.58% |  |

COUNTY ASSESSOR

Vote For 1

| | TOTAL | VOTE % | |
|----------------------|-------|--------|---|
| REP JOHN E. ULIBARRI | 573 | 72.72% |  |

CSU02

COUNTY RECORDER / SURVEYOR

Vote For 1

| | TOTAL | VOTE % | |
|-----------------------|-------|--------|---|
| REP BAHY RAHIMZADEGAN | 555 | 70.43% |  |

COUNTY TREASURER

Vote For 1

| | TOTAL | VOTE % | |
|--------------------|-------|--------|---|
| REP LYNELLE JENSEN | 564 | 71.57% |  |

MATTHEW B. DURRANT

Vote For 1

| | TOTAL | VOTE % | |
|-----|-------|--------|---|
| Yes | 454 | 57.61% |  |
| No | 135 | 17.13% |  |

RYAN D. TENNEY

Vote For 1

| | TOTAL | VOTE % | |
|-----|-------|--------|--|
| Yes | 449 | 56.98% |  |
| No | 132 | 16.75% |  |

JOSEPH M. BEAN

Vote For 1

| | TOTAL | VOTE % | |
|-----|-------|--------|---|
| Yes | 434 | 55.08% |  |
| No | 151 | 19.16% |  |


RONALD G. RUSSELL

Vote For 1

| | TOTAL | VOTE % | |
|-----|-------|--------|---|
| Yes | 457 | 57.99% |  |
| No | 122 | 15.48% |  |

CRISTINA PATRICIA ORTEGA

Vote For 1

| | TOTAL | VOTE % | |
|-----|-------|--------|---|
| Yes | 442 | 56.09% |  |
| No | 148 | 18.78% |  |

CRAIG HALL


Vote For 1

| | TOTAL | VOTE % | |
|-----|-------|--------|---|
| Yes | 425 | 53.93% |  |
| No | 159 | 20.18% |  |

CSU02

MICHAEL DARIO DIREDA

Vote For 1

| | TOTAL | VOTE % | |
|-----|-------|--------|---|
| Yes | 458 | 58.12% |  |
| No | 132 | 16.75% |  |

TASHA WILLIAMS

Vote For 1

| | TOTAL | VOTE % | |
|-----|-------|--------|---|
| Yes | 471 | 59.77% |  |
| No | 119 | 15.10% |  |

CONSTITUTIONAL AMENDMENT B

Vote For 1

| | TOTAL | VOTE % | |
|---------|-------|--------|---|
| For | 466 | 59.14% |  |
| Against | 261 | 33.12% |  |

CONSTITUTIONAL AMENDMENT C

Vote For 1

| | TOTAL | VOTE % | |
|---------|-------|--------|---|
| For | 577 | 73.22% |  |
| Against | 151 | 19.16% |  |

BALLOT PROPOSITION 19

Vote For 1

| | TOTAL | VOTE % | |
|-----|-------|--------|---|
| Yes | 535 | 67.89% |  |
| No | 217 | 27.54% |  |

CWS01

Statistics TOTAL

| | |
|---------------------------|--------|
| Registered Voters - Total | 317 |
| Ballots Cast - Total | 283 |
| Voter Turnout - Total | 89.27% |

U.S. PRESIDENT / VICE PRESIDENT

Vote For 1

| | TOTAL | VOTE % | |
|-----------------------|-------|--------|---|
| REP DONALD J. TRUMP | 233 | 82.33% | <div style="width: 82.33%; height: 10px; background-color: #f0e68c;"></div> |
| DEM KAMALA D. HARRIS | 41 | 14.49% | <div style="width: 14.49%; height: 10px; background-color: #d9d9d9;"></div> |
| LIB CHASE OLIVER | 2 | 0.71% | <div style="width: 0.71%; height: 10px; background-color: #d9d9d9;"></div> |
| CON JOEL SKOUSEN | 1 | 0.35% | <div style="width: 0.35%; height: 10px; background-color: #d9d9d9;"></div> |
| GRN JILL STEIN | 1 | 0.35% | <div style="width: 0.35%; height: 10px; background-color: #d9d9d9;"></div> |
| CLAUDIA DE LA CRUZ | 1 | 0.35% | <div style="width: 0.35%; height: 10px; background-color: #d9d9d9;"></div> |
| CORNEL RONALD WEST | 0 | 0.00% | <div style="width: 0.00%; height: 10px; background-color: #d9d9d9;"></div> |
| LUCIFER "JUSTIN CASE" | 0 | 0.00% | <div style="width: 0.00%; height: 10px; background-color: #d9d9d9;"></div> |
| Write-In Totals | 0 | 0.00% | <div style="width: 0.00%; height: 10px; background-color: #d9d9d9;"></div> |

U.S. SENATE

Vote For 1

| | TOTAL | VOTE % | |
|----------------------|-------|--------|---|
| REP JOHN CURTIS | 227 | 80.21% | <div style="width: 80.21%; height: 10px; background-color: #f0e68c;"></div> |
| DEM CAROLINE GLEICH | 26 | 9.19% | <div style="width: 9.19%; height: 10px; background-color: #d9d9d9;"></div> |
| IAP CARLTON E. BOWEN | 22 | 7.77% | <div style="width: 7.77%; height: 10px; background-color: #d9d9d9;"></div> |
| Write-In Totals | 2 | 0.71% | <div style="width: 0.71%; height: 10px; background-color: #d9d9d9;"></div> |

U.S. HOUSE DISTRICT 1

Vote For 1

| | TOTAL | VOTE % | |
|----------------------|-------|--------|---|
| REP BLAKE D. MOORE | 229 | 80.92% | <div style="width: 80.92%; height: 10px; background-color: #f0e68c;"></div> |
| DEM BILL CAMPBELL | 26 | 9.19% | <div style="width: 9.19%; height: 10px; background-color: #d9d9d9;"></div> |
| LIB DANIEL R. COTTAM | 18 | 6.36% | <div style="width: 6.36%; height: 10px; background-color: #d9d9d9;"></div> |

GOVERNOR / LT. GOVERNOR

Vote For 1

| | TOTAL | VOTE % | |
|----------------------|-------|--------|---|
| REP SPENCER J. COX | 167 | 59.01% | <div style="width: 59.01%; height: 10px; background-color: #f0e68c;"></div> |
| DEM BRIAN SMITH KING | 22 | 7.77% | <div style="width: 7.77%; height: 10px; background-color: #d9d9d9;"></div> |
| LIB J. ROBERT LATHAM | 13 | 4.59% | <div style="width: 4.59%; height: 10px; background-color: #d9d9d9;"></div> |
| IAP TOMMY WILLIAMS | 6 | 2.12% | <div style="width: 2.12%; height: 10px; background-color: #d9d9d9;"></div> |
| TOM TOMENY | 0 | 0.00% | <div style="width: 0.00%; height: 10px; background-color: #d9d9d9;"></div> |
| Write-In Totals | 61 | 21.55% | <div style="width: 21.55%; height: 10px; background-color: #d9d9d9;"></div> |

CWS01

ATTORNEY GENERAL

Vote For 1

| | TOTAL | VOTE % | |
|--------------------------|-------|--------|--|
| REP DEREK BROWN | 216 | 76.33% | |
| DEM RUDY J BAUTISTA | 23 | 8.13% | |
| LIB W. ANDREW MCCULLOUGH | 12 | 4.24% | |
| UUP MICHELLE QUIST | 10 | 3.53% | |
| AUSTIN HEPWORTH | 8 | 2.83% | |

STATE AUDITOR AUDITOR

Vote For 1

| | TOTAL | VOTE % | |
|-----------------------|-------|--------|--|
| REP TINA CANNON | 221 | 78.09% | |
| DEM CATHERINE VOUTAZ | 26 | 9.19% | |
| CON JEFFREY L. OSTLER | 19 | 6.71% | |

STATE TREASURER

Vote For 1

| | TOTAL | VOTE % | |
|-------------------|-------|--------|--|
| REP MARLO M. OAKS | 215 | 75.97% | |
| DEM NEIL A HANSEN | 34 | 12.01% | |
| UFP MILES POMEROY | 10 | 3.53% | |

UTAH SENATE DISTRICT 4

Vote For 1

| | TOTAL | VOTE % | |
|--------------------------|-------|--------|--|
| REP CALVIN RAY MUSSELMAN | 211 | 74.56% | |

UTAH HOUSE DISTRICT 6

Vote For 1

| | TOTAL | VOTE % | |
|----------------------|-------|--------|--|
| REP MATTHEW H. GWYNN | 231 | 81.63% | |
| DEM AMBER HARDY | 39 | 13.78% | |

COUNTY COMMISSION SEAT C

Vote For 1

| | TOTAL | VOTE % | |
|------------------------|-------|--------|--|
| REP JIM HARVEY | 164 | 57.95% | |
| DEM STEVEN VAN WAGONER | 74 | 26.15% | |
| LIB BRIAN K ROWLEY | 33 | 11.66% | |

COUNTY ASSESSOR

Vote For 1

| | TOTAL | VOTE % | |
|----------------------|-------|--------|--|
| REP JOHN E. ULIBARRI | 230 | 81.27% | |

CWS01

COUNTY RECORDER / SURVEYOR

| Vote For 1 | | TOTAL | VOTE % | |
|-----------------------|-----|--------|--|--|
| REP BAHY RAHIMZADEGAN | 223 | 78.80% | <div style="width: 78.80%;"><div style="width: 78.80%;"></div></div> | |

COUNTY TREASURER

| Vote For 1 | | TOTAL | VOTE % | |
|--------------------|-----|--------|--|--|
| REP LYNELLE JENSEN | 235 | 83.04% | <div style="width: 83.04%;"><div style="width: 83.04%;"></div></div> | |

WEBER SCHOOL BOARD DISTRICT 4

| Vote For 1 | | TOTAL | VOTE % | |
|------------------|-----|--------|--|--|
| PAUL J. WIDDISON | 220 | 77.74% | <div style="width: 77.74%;"><div style="width: 77.74%;"></div></div> | |

MATTHEW B. DURRANT

| Vote For 1 | | TOTAL | VOTE % | |
|------------|-----|--------|--|--|
| Yes | 170 | 60.07% | <div style="width: 60.07%;"><div style="width: 60.07%;"></div></div> | |
| No | 60 | 21.20% | <div style="width: 21.20%;"><div style="width: 21.20%;"></div></div> | |

RYAN D. TENNEY

| Vote For 1 | | TOTAL | VOTE % | |
|------------|-----|--------|--|--|
| Yes | 168 | 59.36% | <div style="width: 59.36%;"><div style="width: 59.36%;"></div></div> | |
| No | 61 | 21.55% | <div style="width: 21.55%;"><div style="width: 21.55%;"></div></div> | |

JOSEPH M. BEAN

| Vote For 1 | | TOTAL | VOTE % | |
|------------|-----|--------|--|--|
| Yes | 154 | 54.42% | <div style="width: 54.42%;"><div style="width: 54.42%;"></div></div> | |
| No | 74 | 26.15% | <div style="width: 26.15%;"><div style="width: 26.15%;"></div></div> | |

RONALD G. RUSSELL

| Vote For 1 | | TOTAL | VOTE % | |
|------------|-----|--------|--|--|
| Yes | 172 | 60.78% | <div style="width: 60.78%;"><div style="width: 60.78%;"></div></div> | |
| No | 57 | 20.14% | <div style="width: 20.14%;"><div style="width: 20.14%;"></div></div> | |

CRISTINA PATRICIA ORTEGA

| Vote For 1 | | TOTAL | VOTE % | |
|------------|-----|--------|--|--|
| Yes | 159 | 56.18% | <div style="width: 56.18%;"><div style="width: 56.18%;"></div></div> | |
| No | 72 | 25.44% | <div style="width: 25.44%;"><div style="width: 25.44%;"></div></div> | |

CWS01

CRAIG HALL

Vote For 1

| | TOTAL | VOTE % | |
|-----|-------|--------|--|
| Yes | 165 | 58.30% | |
| No | 64 | 22.61% | |

MICHAEL DARIO DIREDA

Vote For 1

| | TOTAL | VOTE % | |
|-----|-------|--------|--|
| Yes | 166 | 58.66% | |
| No | 62 | 21.91% | |

TASHA WILLIAMS

Vote For 1

| | TOTAL | VOTE % | |
|-----|-------|--------|--|
| Yes | 177 | 62.54% | |
| No | 52 | 18.37% | |

CONSTITUTIONAL AMENDMENT B

Vote For 1

| | TOTAL | VOTE % | |
|---------|-------|--------|--|
| For | 136 | 48.06% | |
| Against | 123 | 43.46% | |

CONSTITUTIONAL AMENDMENT C

Vote For 1

| | TOTAL | VOTE % | |
|---------|-------|--------|--|
| For | 217 | 76.68% | |
| Against | 48 | 16.96% | |

BALLOT PROPOSITION 19

Vote For 1

| | TOTAL | VOTE % | |
|-----|-------|--------|--|
| No | 141 | 49.82% | |
| Yes | 130 | 45.94% | |

CWS02

Statistics TOTAL

| | |
|---------------------------|--------|
| Registered Voters - Total | 627 |
| Ballots Cast - Total | 563 |
| Voter Turnout - Total | 89.79% |

U.S. PRESIDENT / VICE PRESIDENT

Vote For 1

| | TOTAL | VOTE % | |
|-----------------------|-------|--------|---|
| REP DONALD J. TRUMP | 423 | 75.13% | <div style="width: 75.13%; height: 10px; background-color: #ffc107;"></div> |
| DEM KAMALA D. HARRIS | 106 | 18.83% | <div style="width: 18.83%; height: 10px; background-color: #ffc107;"></div> |
| LIB CHASE OLIVER | 7 | 1.24% | <div style="width: 1.24%; height: 10px; background-color: #ffc107;"></div> |
| CON JOEL SKOUSEN | 5 | 0.89% | <div style="width: 0.89%; height: 10px; background-color: #ffc107;"></div> |
| GRN JILL STEIN | 2 | 0.36% | <div style="width: 0.36%; height: 10px; background-color: #ffc107;"></div> |
| LUCIFER "JUSTIN CASE" | 1 | 0.18% | <div style="width: 0.18%; height: 10px; background-color: #ffc107;"></div> |
| CLAUDIA DE LA CRUZ | 1 | 0.18% | <div style="width: 0.18%; height: 10px; background-color: #ffc107;"></div> |
| CORNEL RONALD WEST | 0 | 0.00% | <div style="width: 0.00%; height: 10px; background-color: #ffc107;"></div> |
| Write-In Totals | 11 | 1.95% | <div style="width: 1.95%; height: 10px; background-color: #ffc107;"></div> |

U.S. SENATE

Vote For 1

| | TOTAL | VOTE % | |
|----------------------|-------|--------|---|
| REP JOHN CURTIS | 414 | 73.53% | <div style="width: 73.53%; height: 10px; background-color: #ffc107;"></div> |
| DEM CAROLINE GLEICH | 90 | 15.99% | <div style="width: 15.99%; height: 10px; background-color: #ffc107;"></div> |
| IAP CARLTON E. BOWEN | 27 | 4.80% | <div style="width: 4.80%; height: 10px; background-color: #ffc107;"></div> |
| Write-In Totals | 7 | 1.24% | <div style="width: 1.24%; height: 10px; background-color: #ffc107;"></div> |

U.S. HOUSE DISTRICT 1

Vote For 1

| | TOTAL | VOTE % | |
|----------------------|-------|--------|---|
| REP BLAKE D. MOORE | 420 | 74.60% | <div style="width: 74.60%; height: 10px; background-color: #ffc107;"></div> |
| DEM BILL CAMPBELL | 92 | 16.34% | <div style="width: 16.34%; height: 10px; background-color: #ffc107;"></div> |
| LIB DANIEL R. COTTAM | 21 | 3.73% | <div style="width: 3.73%; height: 10px; background-color: #ffc107;"></div> |

GOVERNOR / LT. GOVERNOR

Vote For 1

| | TOTAL | VOTE % | |
|----------------------|-------|--------|---|
| REP SPENCER J. COX | 345 | 61.28% | <div style="width: 61.28%; height: 10px; background-color: #ffc107;"></div> |
| DEM BRIAN SMITH KING | 80 | 14.21% | <div style="width: 14.21%; height: 10px; background-color: #ffc107;"></div> |
| LIB J. ROBERT LATHAM | 19 | 3.37% | <div style="width: 3.37%; height: 10px; background-color: #ffc107;"></div> |
| IAP TOMMY WILLIAMS | 14 | 2.49% | <div style="width: 2.49%; height: 10px; background-color: #ffc107;"></div> |
| TOM TOMENY | 3 | 0.53% | <div style="width: 0.53%; height: 10px; background-color: #ffc107;"></div> |
| Write-In Totals | 88 | 15.63% | <div style="width: 15.63%; height: 10px; background-color: #ffc107;"></div> |

CWS02

ATTORNEY GENERAL

Vote For 1

| | TOTAL | VOTE % | |
|--------------------------|-------|--------|--|
| REP DEREK BROWN | 402 | 71.40% | |
| DEM RUDY J BAUTISTA | 83 | 14.74% | |
| LIB W. ANDREW MCCULLOUGH | 21 | 3.73% | |
| UUP MICHELLE QUIST | 18 | 3.20% | |
| AUSTIN HEPWORTH | 9 | 1.60% | |

STATE AUDITOR AUDITOR

Vote For 1

| | TOTAL | VOTE % | |
|-----------------------|-------|--------|--|
| REP TINA CANNON | 393 | 69.80% | |
| DEM CATHERINE VOUTAZ | 91 | 16.16% | |
| CON JEFFREY L. OSTLER | 39 | 6.93% | |

STATE TREASURER

Vote For 1

| | TOTAL | VOTE % | |
|-------------------|-------|--------|--|
| REP MARLO M. OAKS | 398 | 70.69% | |
| DEM NEIL A HANSEN | 111 | 19.72% | |
| UFP MILES POMEROY | 17 | 3.02% | |

UTAH SENATE DISTRICT 4

Vote For 1

| | TOTAL | VOTE % | |
|--------------------------|-------|--------|--|
| REP CALVIN RAY MUSSELMAN | 406 | 72.11% | |

UTAH HOUSE DISTRICT 6

Vote For 1

| | TOTAL | VOTE % | |
|----------------------|-------|--------|--|
| REP MATTHEW H. GWYNN | 421 | 74.78% | |
| DEM AMBER HARDY | 111 | 19.72% | |

COUNTY COMMISSION SEAT C

Vote For 1

| | TOTAL | VOTE % | |
|------------------------|-------|--------|--|
| REP JIM HARVEY | 298 | 52.93% | |
| DEM STEVEN VAN WAGONER | 168 | 29.84% | |
| LIB BRIAN K ROWLEY | 69 | 12.26% | |

COUNTY ASSESSOR

Vote For 1

| | TOTAL | VOTE % | |
|----------------------|-------|--------|--|
| REP JOHN E. ULIBARRI | 452 | 80.28% | |

CWS02

COUNTY RECORDER / SURVEYOR

Vote For 1

| | TOTAL | VOTE % | |
|-----------------------|-------|--------|---|
| REP BAHY RAHIMZADEGAN | 447 | 79.40% |  |

COUNTY TREASURER

Vote For 1

| | TOTAL | VOTE % | |
|--------------------|-------|--------|---|
| REP LYNELLE JENSEN | 452 | 80.28% |  |

WEBER SCHOOL BOARD DISTRICT 4

Vote For 1

| | TOTAL | VOTE % | |
|------------------|-------|--------|---|
| PAUL J. WIDDISON | 430 | 76.38% |  |

MATTHEW B. DURRANT

Vote For 1

| | TOTAL | VOTE % | |
|-----|-------|--------|---|
| Yes | 348 | 61.81% |  |
| No | 111 | 19.72% |  |

RYAN D. TENNEY

Vote For 1

| | TOTAL | VOTE % | |
|-----|-------|--------|---|
| Yes | 337 | 59.86% |  |
| No | 116 | 20.60% |  |


JOSEPH M. BEAN

Vote For 1

| | TOTAL | VOTE % | |
|-----|-------|--------|---|
| Yes | 319 | 56.66% |  |
| No | 139 | 24.69% |  |

RONALD G. RUSSELL

Vote For 1

| | TOTAL | VOTE % | |
|-----|-------|--------|---|
| Yes | 332 | 58.97% |  |
| No | 124 | 22.02% |  |

CRISTINA PATRICIA ORTEGA

Vote For 1

| | TOTAL | VOTE % | |
|-----|-------|--------|---|
| Yes | 318 | 56.48% |  |
| No | 137 | 24.33% |  |

CWS02

CRAIG HALL

Vote For 1

| | TOTAL | VOTE % | |
|-----|-------|--------|--|
| Yes | 338 | 60.04% | |
| No | 117 | 20.78% | |

MICHAEL DARIO DIREDA

Vote For 1

| | TOTAL | VOTE % | |
|-----|-------|--------|--|
| Yes | 337 | 59.86% | |
| No | 123 | 21.85% | |

TASHA WILLIAMS

Vote For 1

| | TOTAL | VOTE % | |
|-----|-------|--------|--|
| Yes | 341 | 60.57% | |
| No | 115 | 20.43% | |

CONSTITUTIONAL AMENDMENT B

Vote For 1

| | TOTAL | VOTE % | |
|---------|-------|--------|--|
| For | 320 | 56.84% | |
| Against | 212 | 37.66% | |

CONSTITUTIONAL AMENDMENT C

Vote For 1

| | TOTAL | VOTE % | |
|---------|-------|--------|--|
| For | 446 | 79.22% | |
| Against | 88 | 15.63% | |

BALLOT PROPOSITION 19

Vote For 1

| | TOTAL | VOTE % | |
|-----|-------|--------|--|
| Yes | 317 | 56.31% | |
| No | 221 | 39.25% | |

CWS03

Statistics TOTAL

| | |
|---------------------------|--------|
| Registered Voters - Total | 428 |
| Ballots Cast - Total | 361 |
| Voter Turnout - Total | 84.35% |

U.S. PRESIDENT / VICE PRESIDENT

Vote For 1

| | TOTAL | VOTE % | |
|-----------------------|-------|--------|---|
| REP DONALD J. TRUMP | 298 | 82.55% | <div style="width: 82.55%; height: 10px; background-color: #f0e68c;"></div> |
| DEM KAMALA D. HARRIS | 43 | 11.91% | <div style="width: 11.91%; height: 10px; background-color: #c0c0c0;"></div> |
| GRN JILL STEIN | 5 | 1.38% | <div style="width: 1.38%; height: 10px; background-color: #c0c0c0;"></div> |
| CORNEL RONALD WEST | 1 | 0.28% | <div style="width: 0.28%; height: 10px; background-color: #c0c0c0;"></div> |
| CON JOEL SKOUSEN | 1 | 0.28% | <div style="width: 0.28%; height: 10px; background-color: #c0c0c0;"></div> |
| LUCIFER "JUSTIN CASE" | 0 | 0.00% | <div style="width: 0.00%; height: 10px; background-color: #c0c0c0;"></div> |
| LIB CHASE OLIVER | 0 | 0.00% | <div style="width: 0.00%; height: 10px; background-color: #c0c0c0;"></div> |
| CLAUDIA DE LA CRUZ | 0 | 0.00% | <div style="width: 0.00%; height: 10px; background-color: #c0c0c0;"></div> |
| Write-In Totals | 9 | 2.49% | <div style="width: 2.49%; height: 10px; background-color: #c0c0c0;"></div> |

U.S. SENATE

Vote For 1

| | TOTAL | VOTE % | |
|----------------------|-------|--------|---|
| REP JOHN CURTIS | 291 | 80.61% | <div style="width: 80.61%; height: 10px; background-color: #f0e68c;"></div> |
| DEM CAROLINE GLEICH | 30 | 8.31% | <div style="width: 8.31%; height: 10px; background-color: #c0c0c0;"></div> |
| IAP CARLTON E. BOWEN | 24 | 6.65% | <div style="width: 6.65%; height: 10px; background-color: #c0c0c0;"></div> |
| Write-In Totals | 1 | 0.28% | <div style="width: 0.28%; height: 10px; background-color: #c0c0c0;"></div> |

U.S. HOUSE DISTRICT 1

Vote For 1

| | TOTAL | VOTE % | |
|----------------------|-------|--------|---|
| REP BLAKE D. MOORE | 300 | 83.10% | <div style="width: 83.10%; height: 10px; background-color: #f0e68c;"></div> |
| DEM BILL CAMPBELL | 26 | 7.20% | <div style="width: 7.20%; height: 10px; background-color: #c0c0c0;"></div> |
| LIB DANIEL R. COTTAM | 15 | 4.16% | <div style="width: 4.16%; height: 10px; background-color: #c0c0c0;"></div> |

GOVERNOR / LT. GOVERNOR






Vote For 1

| | TOTAL | VOTE % | |
|----------------------|-------|--------|---|
| REP SPENCER J. COX | 240 | 66.48% | <div style="width: 66.48%; height: 10px; background-color: #f0e68c;"></div> |
| DEM BRIAN SMITH KING | 35 | 9.70% | <div style="width: 9.70%; height: 10px; background-color: #c0c0c0;"></div> |
| IAP TOMMY WILLIAMS | 10 | 2.77% | <div style="width: 2.77%; height: 10px; background-color: #c0c0c0;"></div> |
| LIB J. ROBERT LATHAM | 3 | 0.83% | <div style="width: 0.83%; height: 10px; background-color: #c0c0c0;"></div> |
| TOM TOMENY | 1 | 0.28% | <div style="width: 0.28%; height: 10px; background-color: #c0c0c0;"></div> |
| Write-In Totals | 66 | 18.28% | <div style="width: 18.28%; height: 10px; background-color: #c0c0c0;"></div> |

CWS03

ATTORNEY GENERAL

Vote For 1

| | TOTAL | VOTE % | |
|--------------------------|-------|--------|---|
| REP DEREK BROWN | 283 | 78.39% |  |
| DEM RUDY J BAUTISTA | 33 | 9.14% |  |
| AUSTIN HEPWORTH | 14 | 3.88% |  |
| LIB W. ANDREW MCCULLOUGH | 12 | 3.32% |  |
| UUP MICHELLE QUIST | 6 | 1.66% |  |




STATE AUDITOR AUDITOR

Vote For 1

| | TOTAL | VOTE % | |
|-----------------------|-------|--------|---|
| REP TINA CANNON | 289 | 80.06% |  |
| CON JEFFREY L. OSTLER | 27 | 7.48% |  |
| DEM CATHERINE VOUTAZ | 27 | 7.48% |  |

STATE TREASURER

Vote For 1

| | TOTAL | VOTE % | |
|-------------------|-------|--------|---|
| REP MARLO M. OAKS | 292 | 80.89% |  |
| DEM NEIL A HANSEN | 28 | 7.76% |  |
| UFP MILES POMEROY | 20 | 5.54% |  |

UTAH SENATE DISTRICT 4

Vote For 1

| | TOTAL | VOTE % | |
|--------------------------|-------|--------|---|
| REP CALVIN RAY MUSSELMAN | 284 | 78.67% |  |




UTAH HOUSE DISTRICT 12

Vote For 1

| | TOTAL | VOTE % | |
|-------------------|-------|--------|---|
| REP MIKE SCHULTZ | 298 | 82.55% |  |
| DEM SHARON HILTON | 48 | 13.30% |  |

COUNTY COMMISSION SEAT C

Vote For 1

| | TOTAL | VOTE % | |
|------------------------|-------|--------|---|
| REP JIM HARVEY | 206 | 57.06% |  |
| DEM STEVEN VAN WAGONER | 99 | 27.42% |  |
| LIB BRIAN K ROWLEY | 32 | 8.86% |  |

COUNTY ASSESSOR

Vote For 1

| | TOTAL | VOTE % | |
|----------------------|-------|--------|---|
| REP JOHN E. ULIBARRI | 319 | 88.37% |  |

CWS03

COUNTY RECORDER / SURVEYOR

Vote For 1

| | TOTAL | VOTE % | |
|-----------------------|-------|--------|--|
| REP BAHY RAHIMZADEGAN | 306 | 84.76% | |

COUNTY TREASURER

Vote For 1

| | TOTAL | VOTE % | |
|--------------------|-------|--------|--|
| REP LYNELLE JENSEN | 316 | 87.53% | |

WEBER SCHOOL BOARD DISTRICT 4

Vote For 1

| | TOTAL | VOTE % | |
|------------------|-------|--------|--|
| PAUL J. WIDDISON | 298 | 82.55% | |

MATTHEW B. DURRANT

Vote For 1

| | TOTAL | VOTE % | |
|-----|-------|--------|--|
| Yes | 245 | 67.87% | |
| No | 58 | 16.07% | |

RYAN D. TENNEY

Vote For 1

| | TOTAL | VOTE % | |
|-----|-------|--------|--|
| Yes | 235 | 65.10% | |
| No | 64 | 17.73% | |

JOSEPH M. BEAN

Vote For 1

| | TOTAL | VOTE % | |
|-----|-------|--------|--|
| Yes | 232 | 64.27% | |
| No | 67 | 18.56% | |

RONALD G. RUSSELL

Vote For 1

| | TOTAL | VOTE % | |
|-----|-------|--------|--|
| Yes | 244 | 67.59% | |
| No | 58 | 16.07% | |

CRISTINA PATRICIA ORTEGA

Vote For 1

| | TOTAL | VOTE % | |
|-----|-------|--------|--|
| Yes | 229 | 63.43% | |
| No | 73 | 20.22% | |

CWS03

CRAIG HALL

Vote For 1

| | TOTAL | VOTE % | |
|-----|-------|--------|--|
| Yes | 244 | 67.59% | |
| No | 58 | 16.07% | |

MICHAEL DARIO DIREDA

Vote For 1

| | TOTAL | VOTE % | |
|-----|-------|--------|--|
| Yes | 244 | 67.59% | |
| No | 58 | 16.07% | |

TASHA WILLIAMS

Vote For 1

| | TOTAL | VOTE % | |
|-----|-------|--------|--|
| Yes | 240 | 66.48% | |
| No | 62 | 17.17% | |

CONSTITUTIONAL AMENDMENT B

Vote For 1

| | TOTAL | VOTE % | |
|---------|-------|--------|--|
| For | 198 | 54.85% | |
| Against | 129 | 35.73% | |

CONSTITUTIONAL AMENDMENT C

Vote For 1

| | TOTAL | VOTE % | |
|---------|-------|--------|--|
| For | 268 | 74.24% | |
| Against | 62 | 17.17% | |

BALLOT PROPOSITION 19

Vote For 1

| | TOTAL | VOTE % | |
|-----|-------|--------|--|
| Yes | 175 | 48.48% | |
| No | 156 | 43.21% | |

CWS04

Statistics TOTAL

| | |
|---------------------------|--------|
| Registered Voters - Total | 600 |
| Ballots Cast - Total | 523 |
| Voter Turnout - Total | 87.17% |

U.S. PRESIDENT / VICE PRESIDENT

Vote For 1

| | TOTAL | VOTE % | |
|-----------------------|-------|--------|--|
| REP DONALD J. TRUMP | 384 | 73.42% | |
| DEM KAMALA D. HARRIS | 114 | 21.80% | |
| LIB CHASE OLIVER | 6 | 1.15% | |
| CLAUDIA DE LA CRUZ | 3 | 0.57% | |
| CON JOEL SKOUSEN | 1 | 0.19% | |
| GRN JILL STEIN | 1 | 0.19% | |
| CORNEL RONALD WEST | 0 | 0.00% | |
| LUCIFER "JUSTIN CASE" | 0 | 0.00% | |
| Write-In Totals | 9 | 1.72% | |

U.S. SENATE

Vote For 1

| | TOTAL | VOTE % | |
|----------------------|-------|--------|--|
| REP JOHN CURTIS | 401 | 76.67% | |
| DEM CAROLINE GLEICH | 81 | 15.49% | |
| IAP CARLTON E. BOWEN | 13 | 2.49% | |
| Write-In Totals | 4 | 0.76% | |

U.S. HOUSE DISTRICT 1

Vote For 1

| | TOTAL | VOTE % | |
|----------------------|-------|--------|--|
| REP BLAKE D. MOORE | 397 | 75.91% | |
| DEM BILL CAMPBELL | 71 | 13.58% | |
| LIB DANIEL R. COTTAM | 27 | 5.16% | |

GOVERNOR / LT. GOVERNOR






Vote For 1

| | TOTAL | VOTE % | |
|----------------------|-------|--------|--|
| REP SPENCER J. COX | 356 | 68.07% | |
| DEM BRIAN SMITH KING | 57 | 10.90% | |
| LIB J. ROBERT LATHAM | 10 | 1.91% | |
| IAP TOMMY WILLIAMS | 8 | 1.53% | |
| TOM TOMENY | 5 | 0.96% | |
| Write-In Totals | 75 | 14.34% | |

CWS04




ATTORNEY GENERAL

Vote For 1

| | TOTAL | VOTE % | |
|--------------------------|-------|--------|---|
| REP DEREK BROWN | 363 | 69.41% |  |
| DEM RUDY J BAUTISTA | 76 | 14.53% |  |
| AUSTIN HEPWORTH | 21 | 4.02% |  |
| LIB W. ANDREW MCCULLOUGH | 20 | 3.82% |  |
| UUP MICHELLE QUIST | 15 | 2.87% |  |




STATE AUDITOR AUDITOR

Vote For 1

| | TOTAL | VOTE % | |
|-----------------------|-------|--------|---|
| REP TINA CANNON | 386 | 73.80% |  |
| DEM CATHERINE VOUTAZ | 79 | 15.11% |  |
| CON JEFFREY L. OSTLER | 27 | 5.16% |  |

STATE TREASURER

Vote For 1

| | TOTAL | VOTE % | |
|-------------------|-------|--------|---|
| REP MARLO M. OAKS | 370 | 70.75% |  |
| DEM NEIL A HANSEN | 99 | 18.93% |  |
| UFP MILES POMEROY | 18 | 3.44% |  |

UTAH SENATE DISTRICT 4

Vote For 1

| | TOTAL | VOTE % | |
|--------------------------|-------|--------|---|
| REP CALVIN RAY MUSSELMAN | 351 | 67.11% |  |




UTAH HOUSE DISTRICT 12

Vote For 1

| | TOTAL | VOTE % | |
|-------------------|-------|--------|---|
| REP MIKE SCHULTZ | 399 | 76.29% |  |
| DEM SHARON HILTON | 102 | 19.50% |  |

COUNTY COMMISSION SEAT C

Vote For 1

| | TOTAL | VOTE % | |
|------------------------|-------|--------|---|
| REP JIM HARVEY | 329 | 62.91% |  |
| DEM STEVEN VAN WAGONER | 131 | 25.05% |  |
| LIB BRIAN K ROWLEY | 37 | 7.07% |  |

COUNTY ASSESSOR

Vote For 1

| | TOTAL | VOTE % | |
|----------------------|-------|--------|---|
| REP JOHN E. ULIBARRI | 433 | 82.79% |  |

CWS04

COUNTY RECORDER / SURVEYOR

Vote For 1

| | TOTAL | VOTE % | |
|-----------------------|-------|--------|--|
| REP BAHY RAHIMZADEGAN | 417 | 79.73% | |

COUNTY TREASURER

Vote For 1

| | TOTAL | VOTE % | |
|--------------------|-------|--------|--|
| REP LYNELLE JENSEN | 429 | 82.03% | |

WEBER SCHOOL BOARD DISTRICT 4

Vote For 1

| | TOTAL | VOTE % | |
|------------------|-------|--------|--|
| PAUL J. WIDDISON | 419 | 80.11% | |

MATTHEW B. DURRANT

Vote For 1

| | TOTAL | VOTE % | |
|-----|-------|--------|--|
| Yes | 353 | 67.50% | |
| No | 85 | 16.25% | |

RYAN D. TENNEY

Vote For 1

| | TOTAL | VOTE % | |
|-----|-------|--------|--|
| Yes | 340 | 65.01% | |
| No | 96 | 18.36% | |

JOSEPH M. BEAN

Vote For 1

| | TOTAL | VOTE % | |
|-----|-------|--------|--|
| Yes | 351 | 67.11% | |
| No | 84 | 16.06% | |

RONALD G. RUSSELL

Vote For 1

| | TOTAL | VOTE % | |
|-----|-------|--------|--|
| Yes | 348 | 66.54% | |
| No | 89 | 17.02% | |

CRISTINA PATRICIA ORTEGA

Vote For 1

| | TOTAL | VOTE % | |
|-----|-------|--------|--|
| Yes | 348 | 66.54% | |
| No | 89 | 17.02% | |

CWS04

CRAIG HALL

Vote For 1

| | TOTAL | VOTE % | |
|-----|-------|--------|--|
| Yes | 346 | 66.16% | |
| No | 90 | 17.21% | |

MICHAEL DARIO DIREDA

Vote For 1

| | TOTAL | VOTE % | |
|-----|-------|--------|--|
| Yes | 350 | 66.92% | |
| No | 85 | 16.25% | |

TASHA WILLIAMS

Vote For 1

| | TOTAL | VOTE % | |
|-----|-------|--------|--|
| Yes | 356 | 68.07% | |
| No | 83 | 15.87% | |

CONSTITUTIONAL AMENDMENT B

Vote For 1

| | TOTAL | VOTE % | |
|---------|-------|--------|--|
| For | 288 | 55.07% | |
| Against | 192 | 36.71% | |

CONSTITUTIONAL AMENDMENT C

Vote For 1

| | TOTAL | VOTE % | |
|---------|-------|--------|--|
| For | 403 | 77.06% | |
| Against | 83 | 15.87% | |

BALLOT PROPOSITION 19

Vote For 1

| | TOTAL | VOTE % | |
|-----|-------|--------|--|
| Yes | 283 | 54.11% | |
| No | 213 | 40.73% | |

CWS05

| Statistics | TOTAL |
|---------------------------|--------|
| Registered Voters - Total | 1,032 |
| Ballots Cast - Total | 895 |
| Voter Turnout - Total | 86.72% |

U.S. PRESIDENT / VICE PRESIDENT

Vote For 1

| | TOTAL | VOTE % | |
|-----------------------|-------|--------|--|
| REP DONALD J. TRUMP | 690 | 77.10% | |
| DEM KAMALA D. HARRIS | 171 | 19.11% | |
| LIB CHASE OLIVER | 10 | 1.12% | |
| CON JOEL SKOUSEN | 3 | 0.34% | |
| GRN JILL STEIN | 3 | 0.34% | |
| CLAUDIA DE LA CRUZ | 2 | 0.22% | |
| CORNEL RONALD WEST | 0 | 0.00% | |
| LUCIFER "JUSTIN CASE" | 0 | 0.00% | |
| Write-In Totals | 11 | 1.23% | |

U.S. SENATE

Vote For 1

| | TOTAL | VOTE % | |
|----------------------|-------|--------|--|
| REP JOHN CURTIS | 684 | 76.42% | |
| DEM CAROLINE GLEICH | 138 | 15.42% | |
| IAP CARLTON E. BOWEN | 35 | 3.91% | |
| Write-In Totals | 2 | 0.22% | |

U.S. HOUSE DISTRICT 1

Vote For 1

| | TOTAL | VOTE % | |
|----------------------|-------|--------|--|
| REP BLAKE D. MOORE | 691 | 77.21% | |
| DEM BILL CAMPBELL | 129 | 14.41% | |
| LIB DANIEL R. COTTAM | 30 | 3.35% | |

GOVERNOR / LT. GOVERNOR






Vote For 1

| | TOTAL | VOTE % | |
|----------------------|-------|--------|--|
| REP SPENCER J. COX | 551 | 61.56% | |
| DEM BRIAN SMITH KING | 124 | 13.85% | |
| LIB J. ROBERT LATHAM | 24 | 2.68% | |
| IAP TOMMY WILLIAMS | 20 | 2.23% | |
| TOM TOMENY | 3 | 0.34% | |
| Write-In Totals | 152 | 16.98% | |

CWS05




ATTORNEY GENERAL

Vote For 1

| | TOTAL | VOTE % | |
|--------------------------|-------|--------|---|
| REP DEREK BROWN | 634 | 70.84% |  |
| DEM RUDY J BAUTISTA | 127 | 14.19% |  |
| UUP MICHELLE QUIST | 37 | 4.13% |  |
| LIB W. ANDREW MCCULLOUGH | 31 | 3.46% |  |
| AUSTIN HEPWORTH | 27 | 3.02% |  |




STATE AUDITOR AUDITOR

Vote For 1

| | TOTAL | VOTE % | |
|-----------------------|-------|--------|---|
| REP TINA CANNON | 669 | 74.75% |  |
| DEM CATHERINE VOUTAZ | 128 | 14.30% |  |
| CON JEFFREY L. OSTLER | 41 | 4.58% |  |


STATE TREASURER

Vote For 1

| | TOTAL | VOTE % | |
|-------------------|-------|--------|---|
| REP MARLO M. OAKS | 642 | 71.73% |  |
| DEM NEIL A HANSEN | 163 | 18.21% |  |
| UFP MILES POMEROY | 37 | 4.13% |  |



UTAH SENATE DISTRICT 4

Vote For 1

| | TOTAL | VOTE % | |
|--------------------------|-------|--------|---|
| REP CALVIN RAY MUSSELMAN | 622 | 69.50% |  |




UTAH HOUSE DISTRICT 12

Vote For 1

| | TOTAL | VOTE % | |
|-------------------|-------|--------|---|
| REP MIKE SCHULTZ | 683 | 76.31% |  |
| DEM SHARON HILTON | 169 | 18.88% |  |

COUNTY COMMISSION SEAT C

Vote For 1

| | TOTAL | VOTE % | |
|------------------------|-------|--------|---|
| REP JIM HARVEY | 591 | 66.03% |  |
| DEM STEVEN VAN WAGONER | 178 | 19.89% |  |
| LIB BRIAN K ROWLEY | 80 | 8.94% |  |

COUNTY ASSESSOR

Vote For 1

| | TOTAL | VOTE % | |
|----------------------|-------|--------|---|
| REP JOHN E. ULIBARRI | 708 | 79.11% |  |

CWS05

COUNTY RECORDER / SURVEYOR

Vote For 1

| | TOTAL | VOTE % | |
|-----------------------|-------|--------|--|
| REP BAHY RAHIMZADEGAN | 687 | 76.76% | |

COUNTY TREASURER

Vote For 1

| | TOTAL | VOTE % | |
|--------------------|-------|--------|--|
| REP LYNELLE JENSEN | 718 | 80.22% | |

MATTHEW B. DURRANT

Vote For 1

| | TOTAL | VOTE % | |
|-----|-------|--------|--|
| Yes | 565 | 63.13% | |
| No | 175 | 19.55% | |

RYAN D. TENNEY

Vote For 1

| | TOTAL | VOTE % | |
|-----|-------|--------|--|
| Yes | 560 | 62.57% | |
| No | 174 | 19.44% | |

JOSEPH M. BEAN

Vote For 1

| | TOTAL | VOTE % | |
|-----|-------|--------|--|
| Yes | 539 | 60.22% | |
| No | 190 | 21.23% | |

RONALD G. RUSSELL

Vote For 1

| | TOTAL | VOTE % | |
|-----|-------|--------|--|
| Yes | 559 | 62.46% | |
| No | 171 | 19.11% | |

CRISTINA PATRICIA ORTEGA

Vote For 1

| | TOTAL | VOTE % | |
|-----|-------|--------|--|
| Yes | 532 | 59.44% | |
| No | 202 | 22.57% | |

CRAIG HALL

Vote For 1

| | TOTAL | VOTE % | |
|-----|-------|--------|--|
| Yes | 537 | 60.00% | |
| No | 192 | 21.45% | |

CWS05

MICHAEL DARIO DIREDA

Vote For 1

| | TOTAL | VOTE % | |
|-----|-------|--------|---|
| Yes | 562 | 62.79% |  |
| No | 174 | 19.44% |  |

TASHA WILLIAMS

Vote For 1

| | TOTAL | VOTE % | |
|-----|-------|--------|---|
| Yes | 571 | 63.80% |  |
| No | 165 | 18.44% |  |

CONSTITUTIONAL AMENDMENT B

Vote For 1

| | TOTAL | VOTE % | |
|---------|-------|--------|---|
| For | 535 | 59.78% |  |
| Against | 293 | 32.74% |  |

CONSTITUTIONAL AMENDMENT C

Vote For 1

| | TOTAL | VOTE % | |
|---------|-------|--------|---|
| For | 689 | 76.98% |  |
| Against | 141 | 15.75% |  |

BALLOT PROPOSITION 19

Vote For 1

| | TOTAL | VOTE % | |
|-----|-------|--------|---|
| Yes | 495 | 55.31% |  |
| No | 349 | 38.99% |  |

CWS06

Statistics TOTAL

| | |
|---------------------------|--------|
| Registered Voters - Total | 433 |
| Ballots Cast - Total | 390 |
| Voter Turnout - Total | 90.07% |

U.S. PRESIDENT / VICE PRESIDENT

Vote For 1

| | TOTAL | VOTE % | |
|-----------------------|-------|--------|---|
| REP DONALD J. TRUMP | 296 | 75.90% | <div style="width: 75.90%; height: 10px; background-color: #ffc107;"></div> |
| DEM KAMALA D. HARRIS | 74 | 18.97% | <div style="width: 18.97%; height: 10px; background-color: #ffc107;"></div> |
| GRN JILL STEIN | 4 | 1.03% | <div style="width: 1.03%; height: 10px; background-color: #ffc107;"></div> |
| LIB CHASE OLIVER | 4 | 1.03% | <div style="width: 1.03%; height: 10px; background-color: #ffc107;"></div> |
| CON JOEL SKOUSEN | 3 | 0.77% | <div style="width: 0.77%; height: 10px; background-color: #ffc107;"></div> |
| CORNEL RONALD WEST | 0 | 0.00% | <div style="width: 0.00%; height: 10px; background-color: #ffc107;"></div> |
| LUCIFER "JUSTIN CASE" | 0 | 0.00% | <div style="width: 0.00%; height: 10px; background-color: #ffc107;"></div> |
| CLAUDIA DE LA CRUZ | 0 | 0.00% | <div style="width: 0.00%; height: 10px; background-color: #ffc107;"></div> |
| Write-In Totals | 2 | 0.51% | <div style="width: 0.51%; height: 10px; background-color: #ffc107;"></div> |

U.S. SENATE

Vote For 1

| | TOTAL | VOTE % | |
|----------------------|-------|--------|---|
| REP JOHN CURTIS | 286 | 73.33% | <div style="width: 73.33%; height: 10px; background-color: #ffc107;"></div> |
| DEM CAROLINE GLEICH | 59 | 15.13% | <div style="width: 15.13%; height: 10px; background-color: #ffc107;"></div> |
| IAP CARLTON E. BOWEN | 26 | 6.67% | <div style="width: 6.67%; height: 10px; background-color: #ffc107;"></div> |
| Write-In Totals | 5 | 1.28% | <div style="width: 1.28%; height: 10px; background-color: #ffc107;"></div> |

U.S. HOUSE DISTRICT 1

Vote For 1

| | TOTAL | VOTE % | |
|----------------------|-------|--------|---|
| REP BLAKE D. MOORE | 298 | 76.41% | <div style="width: 76.41%; height: 10px; background-color: #ffc107;"></div> |
| DEM BILL CAMPBELL | 52 | 13.33% | <div style="width: 13.33%; height: 10px; background-color: #ffc107;"></div> |
| LIB DANIEL R. COTTAM | 22 | 5.64% | <div style="width: 5.64%; height: 10px; background-color: #ffc107;"></div> |

GOVERNOR / LT. GOVERNOR

Vote For 1

| | TOTAL | VOTE % | |
|----------------------|-------|--------|---|
| REP SPENCER J. COX | 241 | 61.79% | <div style="width: 61.79%; height: 10px; background-color: #ffc107;"></div> |
| DEM BRIAN SMITH KING | 46 | 11.79% | <div style="width: 11.79%; height: 10px; background-color: #ffc107;"></div> |
| LIB J. ROBERT LATHAM | 9 | 2.31% | <div style="width: 2.31%; height: 10px; background-color: #ffc107;"></div> |
| IAP TOMMY WILLIAMS | 6 | 1.54% | <div style="width: 1.54%; height: 10px; background-color: #ffc107;"></div> |
| TOM TOMENY | 0 | 0.00% | <div style="width: 0.00%; height: 10px; background-color: #ffc107;"></div> |
| Write-In Totals | 79 | 20.26% | <div style="width: 20.26%; height: 10px; background-color: #ffc107;"></div> |

CWS06

ATTORNEY GENERAL

Vote For 1

| | TOTAL | VOTE % | |
|--------------------------|-------|--------|--|
| REP DEREK BROWN | 274 | 70.26% | |
| DEM RUDY J BAUTISTA | 51 | 13.08% | |
| UUP MICHELLE QUIST | 19 | 4.87% | |
| AUSTIN HEPWORTH | 17 | 4.36% | |
| LIB W. ANDREW MCCULLOUGH | 8 | 2.05% | |

STATE AUDITOR AUDITOR

Vote For 1

| | TOTAL | VOTE % | |
|-----------------------|-------|--------|--|
| REP TINA CANNON | 288 | 73.85% | |
| DEM CATHERINE VOUTAZ | 51 | 13.08% | |
| CON JEFFREY L. OSTLER | 19 | 4.87% | |

STATE TREASURER

Vote For 1

| | TOTAL | VOTE % | |
|-------------------|-------|--------|--|
| REP MARLO M. OAKS | 291 | 74.62% | |
| DEM NEIL A HANSEN | 54 | 13.85% | |
| UFP MILES POMEROY | 16 | 4.10% | |

UTAH SENATE DISTRICT 4

Vote For 1

| | TOTAL | VOTE % | |
|--------------------------|-------|--------|--|
| REP CALVIN RAY MUSSELMAN | 286 | 73.33% | |

UTAH HOUSE DISTRICT 9

Vote For 1

| | TOTAL | VOTE % | |
|----------------------|-------|--------|--|
| REP JAKE SAWYER | 286 | 73.33% | |
| DEM ANGELA CHOBERKA | 66 | 16.92% | |
| LIB JACOB K. JOHNSON | 15 | 3.85% | |

COUNTY COMMISSION SEAT C

Vote For 1

| | TOTAL | VOTE % | |
|------------------------|-------|--------|--|
| REP JIM HARVEY | 258 | 66.15% | |
| DEM STEVEN VAN WAGONER | 90 | 23.08% | |
| LIB BRIAN K ROWLEY | 28 | 7.18% | |

COUNTY ASSESSOR

Vote For 1

| | TOTAL | VOTE % | |
|----------------------|-------|--------|--|
| REP JOHN E. ULIBARRI | 318 | 81.54% | |

CWS06


COUNTY RECORDER / SURVEYOR

Vote For 1

| | TOTAL | VOTE % | |
|-----------------------|-------|--------|---|
| REP BAHY RAHIMZADEGAN | 308 | 78.97% |  |

COUNTY TREASURER

Vote For 1

| | TOTAL | VOTE % | |
|--------------------|-------|--------|---|
| REP LYNELLE JENSEN | 317 | 81.28% |  |

MATTHEW B. DURRANT

Vote For 1

| | TOTAL | VOTE % | |
|-----|-------|--------|---|
| Yes | 247 | 63.33% |  |
| No | 78 | 20.00% |  |

RYAN D. TENNEY

Vote For 1

| | TOTAL | VOTE % | |
|-----|-------|--------|--|
| Yes | 244 | 62.56% |  |
| No | 80 | 20.51% |  |

JOSEPH M. BEAN

Vote For 1

| | TOTAL | VOTE % | |
|-----|-------|--------|---|
| Yes | 235 | 60.26% |  |
| No | 87 | 22.31% |  |

RONALD G. RUSSELL

Vote For 1

| | TOTAL | VOTE % | |
|-----|-------|--------|---|
| Yes | 253 | 64.87% |  |
| No | 70 | 17.95% |  |

CRISTINA PATRICIA ORTEGA

Vote For 1

| | TOTAL | VOTE % | |
|-----|-------|--------|---|
| Yes | 227 | 58.21% |  |
| No | 99 | 25.38% |  |

CRAIG HALL

Vote For 1

| | TOTAL | VOTE % | |
|-----|-------|--------|---|
| Yes | 237 | 60.77% |  |
| No | 84 | 21.54% |  |

CWS06

MICHAEL DARIO DIREDA

Vote For 1

| | TOTAL | VOTE % | |
|-----|-------|--------|---|
| Yes | 244 | 62.56% |  |
| No | 79 | 20.26% |  |

TASHA WILLIAMS

Vote For 1

| | TOTAL | VOTE % | |
|-----|-------|--------|---|
| Yes | 251 | 64.36% |  |
| No | 70 | 17.95% |  |

CONSTITUTIONAL AMENDMENT B

Vote For 1

| | TOTAL | VOTE % | |
|---------|-------|--------|---|
| For | 216 | 55.38% |  |
| Against | 141 | 36.15% |  |

CONSTITUTIONAL AMENDMENT C

Vote For 1

| | TOTAL | VOTE % | |
|---------|-------|--------|---|
| For | 298 | 76.41% |  |
| Against | 59 | 15.13% |  |

BALLOT PROPOSITION 19

Vote For 1

| | TOTAL | VOTE % | |
|-----|-------|--------|---|
| Yes | 214 | 54.87% |  |
| No | 155 | 39.74% |  |

CWS07

Statistics TOTAL

| | |
|---------------------------|--------|
| Registered Voters - Total | 235 |
| Ballots Cast - Total | 210 |
| Voter Turnout - Total | 89.36% |

U.S. PRESIDENT / VICE PRESIDENT

Vote For 1

| | TOTAL | VOTE % | |
|-----------------------|-------|--------|--|
| REP DONALD J. TRUMP | 165 | 78.57% | |
| DEM KAMALA D. HARRIS | 36 | 17.14% | |
| LIB CHASE OLIVER | 3 | 1.43% | |
| CON JOEL SKOUSEN | 1 | 0.48% | |
| GRN JILL STEIN | 1 | 0.48% | |
| CORNEL RONALD WEST | 0 | 0.00% | |
| LUCIFER "JUSTIN CASE" | 0 | 0.00% | |
| CLAUDIA DE LA CRUZ | 0 | 0.00% | |
| Write-In Totals | 3 | 1.43% | |

U.S. SENATE

Vote For 1

| | TOTAL | VOTE % | |
|----------------------|-------|--------|--|
| REP JOHN CURTIS | 153 | 72.86% | |
| DEM CAROLINE GLEICH | 27 | 12.86% | |
| IAP CARLTON E. BOWEN | 14 | 6.67% | |
| Write-In Totals | 2 | 0.95% | |

U.S. HOUSE DISTRICT 1

Vote For 1

| | TOTAL | VOTE % | |
|----------------------|-------|--------|--|
| REP BLAKE D. MOORE | 150 | 71.43% | |
| DEM BILL CAMPBELL | 29 | 13.81% | |
| LIB DANIEL R. COTTAM | 13 | 6.19% | |

GOVERNOR / LT. GOVERNOR






Vote For 1

| | TOTAL | VOTE % | |
|----------------------|-------|--------|--|
| REP SPENCER J. COX | 106 | 50.48% | |
| DEM BRIAN SMITH KING | 25 | 11.90% | |
| LIB J. ROBERT LATHAM | 9 | 4.29% | |
| IAP TOMMY WILLIAMS | 2 | 0.95% | |
| TOM TOMENY | 1 | 0.48% | |
| Write-In Totals | 58 | 27.62% | |

CWS07




ATTORNEY GENERAL

Vote For 1

| | TOTAL | VOTE % | |
|--------------------------|-------|--------|---|
| REP DEREK BROWN | 145 | 69.05% |  |
| DEM RUDY J BAUTISTA | 28 | 13.33% |  |
| AUSTIN HEPWORTH | 11 | 5.24% |  |
| LIB W. ANDREW MCCULLOUGH | 7 | 3.33% |  |
| UUP MICHELLE QUIST | 3 | 1.43% |  |




STATE AUDITOR AUDITOR

Vote For 1

| | TOTAL | VOTE % | |
|-----------------------|-------|--------|---|
| REP TINA CANNON | 154 | 73.33% |  |
| DEM CATHERINE VOUTAZ | 24 | 11.43% |  |
| CON JEFFREY L. OSTLER | 12 | 5.71% |  |


STATE TREASURER

Vote For 1

| | TOTAL | VOTE % | |
|-------------------|-------|--------|---|
| REP MARLO M. OAKS | 161 | 76.67% |  |
| DEM NEIL A HANSEN | 26 | 12.38% |  |
| UFP MILES POMEROY | 3 | 1.43% |  |



UTAH SENATE DISTRICT 4

Vote For 1

| | TOTAL | VOTE % | |
|--------------------------|-------|--------|---|
| REP CALVIN RAY MUSSELMAN | 139 | 66.19% |  |




UTAH HOUSE DISTRICT 6

Vote For 1

| | TOTAL | VOTE % | |
|----------------------|-------|--------|---|
| REP MATTHEW H. GWYNN | 162 | 77.14% |  |
| DEM AMBER HARDY | 33 | 15.71% |  |

COUNTY COMMISSION SEAT C

Vote For 1

| | TOTAL | VOTE % | |
|------------------------|-------|--------|---|
| REP JIM HARVEY | 120 | 57.14% |  |
| DEM STEVEN VAN WAGONER | 54 | 25.71% |  |
| LIB BRIAN K ROWLEY | 18 | 8.57% |  |

COUNTY ASSESSOR

Vote For 1

| | TOTAL | VOTE % | |
|----------------------|-------|--------|---|
| REP JOHN E. ULIBARRI | 153 | 72.86% |  |

CWS07

COUNTY RECORDER / SURVEYOR

Vote For 1

| | TOTAL | VOTE % | |
|-----------------------|-------|--------|---|
| REP BAHY RAHIMZADEGAN | 150 | 71.43% |  |

COUNTY TREASURER

Vote For 1

| | TOTAL | VOTE % | |
|--------------------|-------|--------|---|
| REP LYNELLE JENSEN | 155 | 73.81% |  |

WEBER SCHOOL BOARD DISTRICT 4

Vote For 1

| | TOTAL | VOTE % | |
|------------------|-------|--------|---|
| PAUL J. WIDDISON | 141 | 67.14% |  |

MATTHEW B. DURRANT

Vote For 1

| | TOTAL | VOTE % | |
|-----|-------|--------|---|
| Yes | 127 | 60.48% |  |
| No | 49 | 23.33% |  |

RYAN D. TENNEY

Vote For 1

| | TOTAL | VOTE % | |
|-----|-------|--------|---|
| Yes | 129 | 61.43% |  |
| No | 43 | 20.48% |  |

JOSEPH M. BEAN

Vote For 1

| | TOTAL | VOTE % | |
|-----|-------|--------|---|
| Yes | 125 | 59.52% |  |
| No | 42 | 20.00% |  |

RONALD G. RUSSELL

Vote For 1

| | TOTAL | VOTE % | |
|-----|-------|--------|---|
| Yes | 130 | 61.90% |  |
| No | 39 | 18.57% |  |

CRISTINA PATRICIA ORTEGA

Vote For 1

| | TOTAL | VOTE % | |
|-----|-------|--------|---|
| Yes | 132 | 62.86% |  |
| No | 44 | 20.95% |  |

CWS07

CRAIG HALL

Vote For 1

| | TOTAL | VOTE % | |
|-----|-------|--------|---|
| Yes | 123 | 58.57% |  |
| No | 46 | 21.90% |  |

MICHAEL DARIO DIREDA

Vote For 1

| | TOTAL | VOTE % | |
|-----|-------|--------|---|
| Yes | 132 | 62.86% |  |
| No | 40 | 19.05% |  |

TASHA WILLIAMS

Vote For 1

| | TOTAL | VOTE % | |
|-----|-------|--------|---|
| Yes | 129 | 61.43% |  |
| No | 42 | 20.00% |  |

CONSTITUTIONAL AMENDMENT B

Vote For 1

| | TOTAL | VOTE % | |
|---------|-------|--------|---|
| Against | 100 | 47.62% |  |
| For | 93 | 44.29% |  |


CONSTITUTIONAL AMENDMENT C

Vote For 1

| | TOTAL | VOTE % | |
|---------|-------|--------|---|
| For | 170 | 80.95% |  |
| Against | 24 | 11.43% |  |

BALLOT PROPOSITION 19

Vote For 1

| | TOTAL | VOTE % | |
|-----|-------|--------|---|
| No | 101 | 48.10% |  |
| Yes | 85 | 40.48% |  |

CWS08 Suppressed

| Statistics | TOTAL |
|---------------------------|--------|
| Registered Voters - Total | 3 |
| Ballots Cast - Total | 1 |
| Voter Turnout - Total | 33.33% |

U.S. PRESIDENT / VICE PRESIDENT

Vote For 1

| | TOTAL | VOTE % |
|-----------------------|-------|--------|
| DEM KAMALA D. HARRIS | | |
| CORNEL RONALD WEST | | |
| LUCIFER "JUSTIN CASE" | | |
| CON JOEL SKOUSEN | | |
| GRN JILL STEIN | | |
| REP DONALD J. TRUMP | | |
| LIB CHASE OLIVER | | |
| CLAUDIA DE LA CRUZ | | |
| Write-In Totals | | |

U.S. SENATE

Vote For 1

| | TOTAL | VOTE % |
|----------------------|-------|--------|
| DEM CAROLINE GLEICH | | |
| IAP CARLTON E. BOWEN | | |
| REP JOHN CURTIS | | |
| Write-In Totals | | |

U.S. HOUSE DISTRICT 1

Vote For 1

| | TOTAL | VOTE % |
|----------------------|-------|--------|
| DEM BILL CAMPBELL | | |
| LIB DANIEL R. COTTAM | | |
| REP BLAKE D. MOORE | | |

GOVERNOR / LT. GOVERNOR

Vote For 1

| | TOTAL | VOTE % |
|----------------------|-------|--------|
| DEM BRIAN SMITH KING | | |
| REP SPENCER J. COX | | |
| IAP TOMMY WILLIAMS | | |
| LIB J. ROBERT LATHAM | | |
| TOM TOMENY | | |
| Write-In Totals | | |

CWS08 Suppressed

ATTORNEY GENERAL

Vote For 1

TOTAL VOTE %

DEM RUDY J BAUTISTA

REP DEREK BROWN

LIB W. ANDREW MCCULLOUGH

AUSTIN HEPWORTH

UUP MICHELLE QUIST

STATE AUDITOR AUDITOR

Vote For 1

TOTAL VOTE %

DEM CATHERINE VOUTAZ

REP TINA CANNON

CON JEFFREY L. OSTLER

STATE TREASURER

Vote For 1

TOTAL VOTE %

DEM NEIL A HANSEN

UFP MILES POMEROY

REP MARLO M. OAKS

UTAH HOUSE DISTRICT 9

Vote For 1

TOTAL VOTE %

DEM ANGELA CHOBERKA

LIB JACOB K. JOHNSON

REP JAKE SAWYER

COUNTY COMMISSION SEAT C

Vote For 1

TOTAL VOTE %

DEM STEVEN VAN WAGONER

LIB BRIAN K ROWLEY

REP JIM HARVEY

COUNTY ASSESSOR

Vote For 1

TOTAL VOTE %

REP JOHN E. ULIBARRI

COUNTY RECORDER / SURVEYOR

Vote For 1

TOTAL VOTE %

REP BAHY RAHIMZADEGAN

CWS08 Suppressed

COUNTY TREASURER

Vote For 1

TOTAL VOTE %

REP LYNELLE JENSEN

MATTHEW B. DURRANT

Vote For 1

TOTAL VOTE %

Yes

No

RYAN D. TENNEY

Vote For 1

TOTAL VOTE %

No

Yes

JOSEPH M. BEAN

Vote For 1

TOTAL VOTE %

Yes

No

RONALD G. RUSSELL

Vote For 1

TOTAL VOTE %

Yes

No

CRISTINA PATRICIA ORTEGA

Vote For 1

TOTAL VOTE %

Yes

No

CRAIG HALL

Vote For 1

TOTAL VOTE %

No

Yes

MICHAEL DARIO DIREDA

Vote For 1

TOTAL VOTE %

Yes

No

CWS08 Suppressed

TASHA WILLIAMS

Vote For 1

TOTAL VOTE %

No

Yes

CONSTITUTIONAL AMENDMENT B

Vote For 1

TOTAL VOTE %

For

Against

CONSTITUTIONAL AMENDMENT C

Vote For 1

TOTAL VOTE %

For

Against

BALLOT PROPOSITION 19

Vote For 1

TOTAL VOTE %

Yes

No

CWS09

Statistics TOTAL

| | |
|---------------------------|-------|
| Registered Voters - Total | 0 |
| Ballots Cast - Total | 0 |
| Voter Turnout - Total | 0.00% |

U.S. PRESIDENT / VICE PRESIDENT

Vote For 1

| | TOTAL | VOTE % |
|-----------------------|-------|--------|
| CORNEL RONALD WEST | 0 | |
| LUCIFER "JUSTIN CASE" | 0 | |
| CON JOEL SKOUSEN | 0 | |
| GRN JILL STEIN | 0 | |
| REP DONALD J. TRUMP | 0 | |
| LIB CHASE OLIVER | 0 | |
| DEM KAMALA D. HARRIS | 0 | |
| CLAUDIA DE LA CRUZ | 0 | |
| Write-In Totals | 0 | |

U.S. SENATE

Vote For 1

| | TOTAL | VOTE % |
|----------------------|-------|--------|
| IAP CARLTON E. BOWEN | 0 | |
| REP JOHN CURTIS | 0 | |
| DEM CAROLINE GLEICH | 0 | |
| Write-In Totals | 0 | |

U.S. HOUSE DISTRICT 1

Vote For 1

| | TOTAL | VOTE % |
|----------------------|-------|--------|
| DEM BILL CAMPBELL | 0 | |
| LIB DANIEL R. COTTAM | 0 | |
| REP BLAKE D. MOORE | 0 | |

GOVERNOR / LT. GOVERNOR

Vote For 1

| | TOTAL | VOTE % |
|----------------------|-------|--------|
| REP SPENCER J. COX | 0 | |
| IAP TOMMY WILLIAMS | 0 | |
| DEM BRIAN SMITH KING | 0 | |
| LIB J. ROBERT LATHAM | 0 | |
| TOM TOMENY | 0 | |
| Write-In Totals | 0 | |

CWS09

ATTORNEY GENERAL

Vote For 1

| | TOTAL | VOTE % |
|--------------------------|-------|--------|
| REP DEREK BROWN | 0 | |
| DEM RUDY J BAUTISTA | 0 | |
| LIB W. ANDREW MCCULLOUGH | 0 | |
| AUSTIN HEPWORTH | 0 | |
| UUP MICHELLE QUIST | 0 | |

STATE AUDITOR AUDITOR

Vote For 1

| | TOTAL | VOTE % |
|-----------------------|-------|--------|
| REP TINA CANNON | 0 | |
| CON JEFFREY L. OSTLER | 0 | |
| DEM CATHERINE VOUTAZ | 0 | |

STATE TREASURER

Vote For 1

| | TOTAL | VOTE % |
|-------------------|-------|--------|
| UFP MILES POMEROY | 0 | |
| REP MARLO M. OAKS | 0 | |
| DEM NEIL A HANSEN | 0 | |

UTAH SENATE DISTRICT 4

Vote For 1

| | TOTAL | VOTE % |
|--------------------------|-------|--------|
| REP CALVIN RAY MUSSELMAN | 0 | |

UTAH HOUSE DISTRICT 9

Vote For 1

| | TOTAL | VOTE % |
|----------------------|-------|--------|
| DEM ANGELA CHOBERKA | 0 | |
| LIB JACOB K. JOHNSON | 0 | |
| REP JAKE SAWYER | 0 | |

COUNTY COMMISSION SEAT C

Vote For 1

| | TOTAL | VOTE % |
|------------------------|-------|--------|
| LIB BRIAN K ROWLEY | 0 | |
| DEM STEVEN VAN WAGONER | 0 | |
| REP JIM HARVEY | 0 | |

COUNTY ASSESSOR

Vote For 1

| | TOTAL | VOTE % |
|----------------------|-------|--------|
| REP JOHN E. ULIBARRI | 0 | |

CWS09

COUNTY RECORDER / SURVEYOR

Vote For 1

| | TOTAL | VOTE % |
|-----------------------|-------|--------|
| REP BAHY RAHIMZADEGAN | 0 | |

COUNTY TREASURER

Vote For 1

| | TOTAL | VOTE % |
|--------------------|-------|--------|
| REP LYNELLE JENSEN | 0 | |

MATTHEW B. DURRANT

Vote For 1

| | TOTAL | VOTE % |
|-----|-------|--------|
| Yes | 0 | |
| No | 0 | |

RYAN D. TENNEY

Vote For 1

| | TOTAL | VOTE % |
|-----|-------|--------|
| Yes | 0 | |
| No | 0 | |

JOSEPH M. BEAN

Vote For 1

| | TOTAL | VOTE % |
|-----|-------|--------|
| Yes | 0 | |
| No | 0 | |

RONALD G. RUSSELL

Vote For 1

| | TOTAL | VOTE % |
|-----|-------|--------|
| Yes | 0 | |
| No | 0 | |

CRISTINA PATRICIA ORTEGA

Vote For 1

| | TOTAL | VOTE % |
|-----|-------|--------|
| Yes | 0 | |
| No | 0 | |

CRAIG HALL

Vote For 1

| | TOTAL | VOTE % |
|-----|-------|--------|
| Yes | 0 | |
| No | 0 | |

CWS09

MICHAEL DARIO DIREDA

Vote For 1

| | TOTAL | VOTE % |
|-----|-------|--------|
| Yes | 0 | |
| No | 0 | |

TASHA WILLIAMS

Vote For 1

| | TOTAL | VOTE % |
|-----|-------|--------|
| Yes | 0 | |
| No | 0 | |

CONSTITUTIONAL AMENDMENT B

Vote For 1

| | TOTAL | VOTE % |
|---------|-------|--------|
| For | 0 | |
| Against | 0 | |

CONSTITUTIONAL AMENDMENT C

Vote For 1

| | TOTAL | VOTE % |
|---------|-------|--------|
| For | 0 | |
| Against | 0 | |

BALLOT PROPOSITION 19

Vote For 1

| | TOTAL | VOTE % |
|-----|-------|--------|
| Yes | 0 | |
| No | 0 | |

FRW01

Statistics TOTAL

| | |
|---------------------------|--------|
| Registered Voters - Total | 1,042 |
| Ballots Cast - Total | 906 |
| Voter Turnout - Total | 86.95% |

U.S. PRESIDENT / VICE PRESIDENT

Vote For 1

| | TOTAL | VOTE % | |
|-----------------------|-------|--------|---|
| REP DONALD J. TRUMP | 665 | 73.40% | <div style="width: 73.40%; background-color: #f1c40f;"></div> |
| DEM KAMALA D. HARRIS | 208 | 22.96% | <div style="width: 22.96%; background-color: #34495e;"></div> |
| CON JOEL SKOUSEN | 8 | 0.88% | <div style="width: 0.88%; background-color: #2ecc71;"></div> |
| LIB CHASE OLIVER | 8 | 0.88% | <div style="width: 0.88%; background-color: #e74c3c;"></div> |
| GRN JILL STEIN | 3 | 0.33% | <div style="width: 0.33%; background-color: #27ae60;"></div> |
| LUCIFER "JUSTIN CASE" | 2 | 0.22% | <div style="width: 0.22%; background-color: #9b59b6;"></div> |
| CORNEL RONALD WEST | 1 | 0.11% | <div style="width: 0.11%; background-color: #34495e;"></div> |
| CLAUDIA DE LA CRUZ | 0 | 0.00% | |
| Write-In Totals | 6 | 0.66% | <div style="width: 0.66%; background-color: #34495e;"></div> |

U.S. SENATE

Vote For 1

| | TOTAL | VOTE % | |
|----------------------|-------|--------|---|
| REP JOHN CURTIS | 648 | 71.52% | <div style="width: 71.52%; background-color: #f1c40f;"></div> |
| DEM CAROLINE GLEICH | 161 | 17.77% | <div style="width: 17.77%; background-color: #34495e;"></div> |
| IAP CARLTON E. BOWEN | 50 | 5.52% | <div style="width: 5.52%; background-color: #2ecc71;"></div> |
| Write-In Totals | 5 | 0.55% | <div style="width: 0.55%; background-color: #34495e;"></div> |

U.S. HOUSE DISTRICT 1

Vote For 1

| | TOTAL | VOTE % | |
|----------------------|-------|--------|---|
| REP BLAKE D. MOORE | 679 | 74.94% | <div style="width: 74.94%; background-color: #f1c40f;"></div> |
| DEM BILL CAMPBELL | 149 | 16.45% | <div style="width: 16.45%; background-color: #34495e;"></div> |
| LIB DANIEL R. COTTAM | 36 | 3.97% | <div style="width: 3.97%; background-color: #2ecc71;"></div> |

GOVERNOR / LT. GOVERNOR

Vote For 1

| | TOTAL | VOTE % | |
|----------------------|-------|--------|---|
| REP SPENCER J. COX | 533 | 58.83% | <div style="width: 58.83%; background-color: #f1c40f;"></div> |
| DEM BRIAN SMITH KING | 149 | 16.45% | <div style="width: 16.45%; background-color: #34495e;"></div> |
| LIB J. ROBERT LATHAM | 34 | 3.75% | <div style="width: 3.75%; background-color: #2ecc71;"></div> |
| IAP TOMMY WILLIAMS | 23 | 2.54% | <div style="width: 2.54%; background-color: #34495e;"></div> |
| TOM TOMENY | 1 | 0.11% | <div style="width: 0.11%; background-color: #34495e;"></div> |
| Write-In Totals | 140 | 15.45% | <div style="width: 15.45%; background-color: #34495e;"></div> |

FRW01

ATTORNEY GENERAL

Vote For 1

| | TOTAL | VOTE % | |
|--------------------------|-------|--------|--|
| REP DEREK BROWN | 621 | 68.54% | |
| DEM RUDY J BAUTISTA | 137 | 15.12% | |
| UUP MICHELLE QUIST | 48 | 5.30% | |
| LIB W. ANDREW MCCULLOUGH | 29 | 3.20% | |
| AUSTIN HEPWORTH | 23 | 2.54% | |

STATE AUDITOR AUDITOR

Vote For 1

| | TOTAL | VOTE % | |
|-----------------------|-------|--------|--|
| REP TINA CANNON | 655 | 72.30% | |
| DEM CATHERINE VOUTAZ | 149 | 16.45% | |
| CON JEFFREY L. OSTLER | 38 | 4.19% | |

STATE TREASURER

Vote For 1

| | TOTAL | VOTE % | |
|-------------------|-------|--------|--|
| REP MARLO M. OAKS | 644 | 71.08% | |
| DEM NEIL A HANSEN | 158 | 17.44% | |
| UFP MILES POMEROY | 44 | 4.86% | |

UTAH SENATE DISTRICT 4

Vote For 1

| | TOTAL | VOTE % | |
|--------------------------|-------|--------|--|
| REP CALVIN RAY MUSSELMAN | 631 | 69.65% | |

UTAH HOUSE DISTRICT 6

Vote For 1

| | TOTAL | VOTE % | |
|----------------------|-------|--------|--|
| REP MATTHEW H. GWYNN | 686 | 75.72% | |
| DEM AMBER HARDY | 162 | 17.88% | |

COUNTY COMMISSION SEAT C

Vote For 1

| | TOTAL | VOTE % | |
|------------------------|-------|--------|--|
| REP JIM HARVEY | 597 | 65.89% | |
| DEM STEVEN VAN WAGONER | 206 | 22.74% | |
| LIB BRIAN K ROWLEY | 54 | 5.96% | |

COUNTY ASSESSOR

Vote For 1

| | TOTAL | VOTE % | |
|----------------------|-------|--------|--|
| REP JOHN E. ULIBARRI | 714 | 78.81% | |

FRW01

COUNTY RECORDER / SURVEYOR

Vote For 1

| | TOTAL | VOTE % | |
|-----------------------|-------|--------|---|
| REP BAHY RAHIMZADEGAN | 698 | 77.04% |  |

COUNTY TREASURER

Vote For 1

| | TOTAL | VOTE % | |
|--------------------|-------|--------|---|
| REP LYNELLE JENSEN | 715 | 78.92% |  |

MATTHEW B. DURRANT

Vote For 1

| | TOTAL | VOTE % | |
|-----|-------|--------|---|
| Yes | 583 | 64.35% |  |
| No | 150 | 16.56% |  |

RYAN D. TENNEY

Vote For 1

| | TOTAL | VOTE % | |
|-----|-------|--------|--|
| Yes | 573 | 63.24% |  |
| No | 155 | 17.11% |  |


JOSEPH M. BEAN

Vote For 1

| | TOTAL | VOTE % | |
|-----|-------|--------|---|
| Yes | 569 | 62.80% |  |
| No | 163 | 17.99% |  |


RONALD G. RUSSELL

Vote For 1

| | TOTAL | VOTE % | |
|-----|-------|--------|---|
| Yes | 588 | 64.90% |  |
| No | 143 | 15.78% |  |

CRISTINA PATRICIA ORTEGA

Vote For 1

| | TOTAL | VOTE % | |
|-----|-------|--------|---|
| Yes | 574 | 63.36% |  |
| No | 156 | 17.22% |  |

CRAIG HALL

Vote For 1

| | TOTAL | VOTE % | |
|-----|-------|--------|---|
| Yes | 570 | 62.91% |  |
| No | 157 | 17.33% |  |

FRW01

MICHAEL DARIO DIREDA

Vote For 1

| | TOTAL | VOTE % | |
|-----|-------|--------|---|
| Yes | 588 | 64.90% |  |
| No | 144 | 15.89% |  |

TASHA WILLIAMS

Vote For 1

| | TOTAL | VOTE % | |
|-----|-------|--------|---|
| Yes | 585 | 64.57% |  |
| No | 144 | 15.89% |  |

CONSTITUTIONAL AMENDMENT B

Vote For 1

| | TOTAL | VOTE % | |
|---------|-------|--------|---|
| For | 534 | 58.94% |  |
| Against | 296 | 32.67% |  |

CONSTITUTIONAL AMENDMENT C

Vote For 1

| | TOTAL | VOTE % | |
|---------|-------|--------|---|
| For | 717 | 79.14% |  |
| Against | 124 | 13.69% |  |

BALLOT PROPOSITION 19

Vote For 1

| | TOTAL | VOTE % | |
|-----|-------|--------|---|
| Yes | 567 | 62.58% |  |
| No | 285 | 31.46% |  |

FRW02

Statistics TOTAL

| | |
|---------------------------|--------|
| Registered Voters - Total | 1,088 |
| Ballots Cast - Total | 931 |
| Voter Turnout - Total | 85.57% |

U.S. PRESIDENT / VICE PRESIDENT

Vote For 1

| | TOTAL | VOTE % | |
|-----------------------|-------|--------|--|
| REP DONALD J. TRUMP | 665 | 71.43% | |
| DEM KAMALA D. HARRIS | 212 | 22.77% | |
| LIB CHASE OLIVER | 9 | 0.97% | |
| GRN JILL STEIN | 5 | 0.54% | |
| CON JOEL SKOUSEN | 4 | 0.43% | |
| CORNEL RONALD WEST | 2 | 0.21% | |
| LUCIFER "JUSTIN CASE" | 2 | 0.21% | |
| CLAUDIA DE LA CRUZ | 2 | 0.21% | |
| Write-In Totals | 23 | 2.47% | |

U.S. SENATE

Vote For 1

| | TOTAL | VOTE % | |
|----------------------|-------|--------|--|
| REP JOHN CURTIS | 625 | 67.13% | |
| DEM CAROLINE GLEICH | 177 | 19.01% | |
| IAP CARLTON E. BOWEN | 72 | 7.73% | |
| Write-In Totals | 14 | 1.50% | |

U.S. HOUSE DISTRICT 1

Vote For 1

| | TOTAL | VOTE % | |
|----------------------|-------|--------|--|
| REP BLAKE D. MOORE | 635 | 68.21% | |
| DEM BILL CAMPBELL | 178 | 19.12% | |
| LIB DANIEL R. COTTAM | 57 | 6.12% | |

GOVERNOR / LT. GOVERNOR






Vote For 1

| | TOTAL | VOTE % | |
|----------------------|-------|--------|--|
| REP SPENCER J. COX | 498 | 53.49% | |
| DEM BRIAN SMITH KING | 169 | 18.15% | |
| IAP TOMMY WILLIAMS | 16 | 1.72% | |
| LIB J. ROBERT LATHAM | 15 | 1.61% | |
| TOM TOMENY | 4 | 0.43% | |
| Write-In Totals | 199 | 21.37% | |

FRW02




ATTORNEY GENERAL

Vote For 1

| | TOTAL | VOTE % | |
|--------------------------|-------|--------|---|
| REP DEREK BROWN | 597 | 64.12% |  |
| DEM RUDY J BAUTISTA | 146 | 15.68% |  |
| UUP MICHELLE QUIST | 52 | 5.59% |  |
| LIB W. ANDREW MCCULLOUGH | 40 | 4.30% |  |
| AUSTIN HEPWORTH | 36 | 3.87% |  |




STATE AUDITOR AUDITOR

Vote For 1

| | TOTAL | VOTE % | |
|-----------------------|-------|--------|---|
| REP TINA CANNON | 639 | 68.64% |  |
| DEM CATHERINE VOUTAZ | 176 | 18.90% |  |
| CON JEFFREY L. OSTLER | 41 | 4.40% |  |


STATE TREASURER

Vote For 1

| | TOTAL | VOTE % | |
|-------------------|-------|--------|---|
| REP MARLO M. OAKS | 638 | 68.53% |  |
| DEM NEIL A HANSEN | 166 | 17.83% |  |
| UFP MILES POMEROY | 41 | 4.40% |  |


UTAH SENATE DISTRICT 4

Vote For 1

| | TOTAL | VOTE % | |
|--------------------------|-------|--------|---|
| REP CALVIN RAY MUSSELMAN | 646 | 69.39% |  |




UTAH HOUSE DISTRICT 6

Vote For 1

| | TOTAL | VOTE % | |
|----------------------|-------|--------|---|
| REP MATTHEW H. GWYNN | 667 | 71.64% |  |
| DEM AMBER HARDY | 184 | 19.76% |  |

COUNTY COMMISSION SEAT C

Vote For 1

| | TOTAL | VOTE % | |
|------------------------|-------|--------|---|
| REP JIM HARVEY | 532 | 57.14% |  |
| DEM STEVEN VAN WAGONER | 281 | 30.18% |  |
| LIB BRIAN K ROWLEY | 57 | 6.12% |  |

COUNTY ASSESSOR

Vote For 1

| | TOTAL | VOTE % | |
|----------------------|-------|--------|---|
| REP JOHN E. ULIBARRI | 714 | 76.69% |  |

FRW02

COUNTY RECORDER / SURVEYOR

Vote For 1

| | TOTAL | VOTE % | |
|-----------------------|-------|--------|--|
| REP BAHY RAHIMZADEGAN | 693 | 74.44% | |

COUNTY TREASURER

Vote For 1

| | TOTAL | VOTE % | |
|--------------------|-------|--------|--|
| REP LYNELLE JENSEN | 710 | 76.26% | |

MATTHEW B. DURRANT

Vote For 1

| | TOTAL | VOTE % | |
|-----|-------|--------|--|
| Yes | 588 | 63.16% | |
| No | 162 | 17.40% | |

RYAN D. TENNEY

Vote For 1

| | TOTAL | VOTE % | |
|-----|-------|--------|--|
| Yes | 572 | 61.44% | |
| No | 171 | 18.37% | |

JOSEPH M. BEAN

Vote For 1

| | TOTAL | VOTE % | |
|-----|-------|--------|--|
| Yes | 574 | 61.65% | |
| No | 164 | 17.62% | |

RONALD G. RUSSELL

Vote For 1

| | TOTAL | VOTE % | |
|-----|-------|--------|--|
| Yes | 590 | 63.37% | |
| No | 153 | 16.43% | |

CRISTINA PATRICIA ORTEGA

Vote For 1

| | TOTAL | VOTE % | |
|-----|-------|--------|--|
| Yes | 549 | 58.97% | |
| No | 197 | 21.16% | |

CRAIG HALL

Vote For 1

| | TOTAL | VOTE % | |
|-----|-------|--------|--|
| Yes | 595 | 63.91% | |
| No | 160 | 17.19% | |

FRW02

MICHAEL DARIO DIREDA

Vote For 1

| | TOTAL | VOTE % | |
|-----|-------|--------|---|
| Yes | 576 | 61.87% |  |
| No | 167 | 17.94% |  |

TASHA WILLIAMS

Vote For 1

| | TOTAL | VOTE % | |
|-----|-------|--------|---|
| Yes | 578 | 62.08% |  |
| No | 164 | 17.62% |  |

CONSTITUTIONAL AMENDMENT B

Vote For 1

| | TOTAL | VOTE % | |
|---------|-------|--------|---|
| For | 574 | 61.65% |  |
| Against | 286 | 30.72% |  |

CONSTITUTIONAL AMENDMENT C

Vote For 1

| | TOTAL | VOTE % | |
|---------|-------|--------|---|
| For | 739 | 79.38% |  |
| Against | 125 | 13.43% |  |

BALLOT PROPOSITION 19

Vote For 1

| | TOTAL | VOTE % | |
|-----|-------|--------|---|
| Yes | 565 | 60.69% |  |
| No | 311 | 33.40% |  |

FRW03

Statistics TOTAL

| | |
|---------------------------|--------|
| Registered Voters - Total | 1,018 |
| Ballots Cast - Total | 886 |
| Voter Turnout - Total | 87.03% |

U.S. PRESIDENT / VICE PRESIDENT

Vote For 1

| | TOTAL | VOTE % | |
|-----------------------|-------|--------|---|
| REP DONALD J. TRUMP | 610 | 68.85% | <div style="width: 68.85%; background-color: #f1c40f;"></div> |
| DEM KAMALA D. HARRIS | 227 | 25.62% | <div style="width: 25.62%; background-color: #34495e;"></div> |
| LIB CHASE OLIVER | 12 | 1.35% | <div style="width: 1.35%; background-color: #95a5a6;"></div> |
| GRN JILL STEIN | 7 | 0.79% | <div style="width: 0.79%; background-color: #27ae60;"></div> |
| CON JOEL SKOUSEN | 6 | 0.68% | <div style="width: 0.68%; background-color: #e67e22;"></div> |
| CORNEL RONALD WEST | 2 | 0.23% | <div style="width: 0.23%; background-color: #34495e;"></div> |
| CLAUDIA DE LA CRUZ | 2 | 0.23% | <div style="width: 0.23%; background-color: #34495e;"></div> |
| LUCIFER "JUSTIN CASE" | 1 | 0.11% | <div style="width: 0.11%; background-color: #34495e;"></div> |
| Write-In Totals | 7 | 0.79% | <div style="width: 0.79%; background-color: #34495e;"></div> |

U.S. SENATE

Vote For 1

| | TOTAL | VOTE % | |
|----------------------|-------|--------|---|
| REP JOHN CURTIS | 593 | 66.93% | <div style="width: 66.93%; background-color: #f1c40f;"></div> |
| DEM CAROLINE GLEICH | 192 | 21.67% | <div style="width: 21.67%; background-color: #34495e;"></div> |
| IAP CARLTON E. BOWEN | 47 | 5.30% | <div style="width: 5.30%; background-color: #95a5a6;"></div> |
| Write-In Totals | 3 | 0.34% | <div style="width: 0.34%; background-color: #34495e;"></div> |

U.S. HOUSE DISTRICT 1

Vote For 1

| | TOTAL | VOTE % | |
|----------------------|-------|--------|---|
| REP BLAKE D. MOORE | 608 | 68.62% | <div style="width: 68.62%; background-color: #f1c40f;"></div> |
| DEM BILL CAMPBELL | 176 | 19.86% | <div style="width: 19.86%; background-color: #34495e;"></div> |
| LIB DANIEL R. COTTAM | 40 | 4.51% | <div style="width: 4.51%; background-color: #95a5a6;"></div> |

GOVERNOR / LT. GOVERNOR

Vote For 1

| | TOTAL | VOTE % | |
|----------------------|-------|--------|---|
| REP SPENCER J. COX | 498 | 56.21% | <div style="width: 56.21%; background-color: #f1c40f;"></div> |
| DEM BRIAN SMITH KING | 169 | 19.07% | <div style="width: 19.07%; background-color: #34495e;"></div> |
| LIB J. ROBERT LATHAM | 32 | 3.61% | <div style="width: 3.61%; background-color: #95a5a6;"></div> |
| IAP TOMMY WILLIAMS | 18 | 2.03% | <div style="width: 2.03%; background-color: #27ae60;"></div> |
| TOM TOMENY | 2 | 0.23% | <div style="width: 0.23%; background-color: #34495e;"></div> |
| Write-In Totals | 134 | 15.12% | <div style="width: 15.12%; background-color: #34495e;"></div> |

FRW03

ATTORNEY GENERAL

Vote For 1

| | TOTAL | VOTE % | |
|--------------------------|-------|--------|--|
| REP DEREK BROWN | 572 | 64.56% | |
| DEM RUDY J BAUTISTA | 153 | 17.27% | |
| UUP MICHELLE QUIST | 40 | 4.51% | |
| LIB W. ANDREW MCCULLOUGH | 36 | 4.06% | |
| AUSTIN HEPWORTH | 26 | 2.93% | |

STATE AUDITOR AUDITOR

Vote For 1

| | TOTAL | VOTE % | |
|-----------------------|-------|--------|--|
| REP TINA CANNON | 605 | 68.28% | |
| DEM CATHERINE VOUTAZ | 173 | 19.53% | |
| CON JEFFREY L. OSTLER | 34 | 3.84% | |

STATE TREASURER

Vote For 1

| | TOTAL | VOTE % | |
|-------------------|-------|--------|--|
| REP MARLO M. OAKS | 598 | 67.49% | |
| DEM NEIL A HANSEN | 168 | 18.96% | |
| UFP MILES POMEROY | 48 | 5.42% | |

UTAH SENATE DISTRICT 4

Vote For 1

| | TOTAL | VOTE % | |
|--------------------------|-------|--------|--|
| REP CALVIN RAY MUSSELMAN | 624 | 70.43% | |

UTAH HOUSE DISTRICT 6

Vote For 1

| | TOTAL | VOTE % | |
|----------------------|-------|--------|--|
| REP MATTHEW H. GWYNN | 653 | 73.70% | |
| DEM AMBER HARDY | 181 | 20.43% | |

COUNTY COMMISSION SEAT C

Vote For 1

| | TOTAL | VOTE % | |
|------------------------|-------|--------|--|
| REP JIM HARVEY | 552 | 62.30% | |
| DEM STEVEN VAN WAGONER | 219 | 24.72% | |
| LIB BRIAN K ROWLEY | 53 | 5.98% | |

COUNTY ASSESSOR

Vote For 1

| | TOTAL | VOTE % | |
|----------------------|-------|--------|--|
| REP JOHN E. ULIBARRI | 705 | 79.57% | |

FRW03

COUNTY RECORDER / SURVEYOR

Vote For 1

| | TOTAL | VOTE % | |
|-----------------------|-------|--------|--|
| REP BAHY RAHIMZADEGAN | 682 | 76.98% | |

COUNTY TREASURER

Vote For 1

| | TOTAL | VOTE % | |
|--------------------|-------|--------|--|
| REP LYNELLE JENSEN | 699 | 78.89% | |

WEBER SCHOOL BOARD DISTRICT 4

Vote For 1

| | TOTAL | VOTE % | |
|------------------|-------|--------|--|
| PAUL J. WIDDISON | 655 | 73.93% | |

MATTHEW B. DURRANT

Vote For 1

| | TOTAL | VOTE % | |
|-----|-------|--------|--|
| Yes | 570 | 64.33% | |
| No | 150 | 16.93% | |

RYAN D. TENNEY

Vote For 1

| | TOTAL | VOTE % | |
|-----|-------|--------|--|
| Yes | 556 | 62.75% | |
| No | 151 | 17.04% | |

JOSEPH M. BEAN

Vote For 1

| | TOTAL | VOTE % | |
|-----|-------|--------|--|
| Yes | 570 | 64.33% | |
| No | 150 | 16.93% | |

RONALD G. RUSSELL

Vote For 1

| | TOTAL | VOTE % | |
|-----|-------|--------|--|
| Yes | 565 | 63.77% | |
| No | 145 | 16.37% | |

CRISTINA PATRICIA ORTEGA

Vote For 1

| | TOTAL | VOTE % | |
|-----|-------|--------|--|
| Yes | 564 | 63.66% | |
| No | 147 | 16.59% | |

FRW03

CRAIG HALL

Vote For 1

| | TOTAL | VOTE % | |
|-----|-------|--------|---|
| Yes | 548 | 61.85% |  |
| No | 158 | 17.83% |  |

MICHAEL DARIO DIREDA

Vote For 1

| | TOTAL | VOTE % | |
|-----|-------|--------|---|
| Yes | 578 | 65.24% |  |
| No | 134 | 15.12% |  |

TASHA WILLIAMS

Vote For 1

| | TOTAL | VOTE % | |
|-----|-------|--------|---|
| Yes | 578 | 65.24% |  |
| No | 134 | 15.12% |  |

CONSTITUTIONAL AMENDMENT B

Vote For 1

| | TOTAL | VOTE % | |
|---------|-------|--------|---|
| For | 555 | 62.64% |  |
| Against | 243 | 27.43% |  |


CONSTITUTIONAL AMENDMENT C

Vote For 1

| | TOTAL | VOTE % | |
|---------|-------|--------|---|
| For | 711 | 80.25% |  |
| Against | 97 | 10.95% |  |

BALLOT PROPOSITION 19

Vote For 1

| | TOTAL | VOTE % | |
|-----|-------|--------|---|
| Yes | 522 | 58.92% |  |
| No | 306 | 34.54% |  |

FRW04

| Statistics | TOTAL |
|---------------------------|--------|
| Registered Voters - Total | 812 |
| Ballots Cast - Total | 731 |
| Voter Turnout - Total | 90.02% |

U.S. PRESIDENT / VICE PRESIDENT

Vote For 1

| | TOTAL | VOTE % | |
|-----------------------|-------|--------|--|
| REP DONALD J. TRUMP | 497 | 67.99% | |
| DEM KAMALA D. HARRIS | 206 | 28.18% | |
| LIB CHASE OLIVER | 6 | 0.82% | |
| LUCIFER "JUSTIN CASE" | 2 | 0.27% | |
| CON JOEL SKOUSEN | 1 | 0.14% | |
| GRN JILL STEIN | 1 | 0.14% | |
| CLAUDIA DE LA CRUZ | 1 | 0.14% | |
| CORNEL RONALD WEST | 0 | 0.00% | |
| Write-In Totals | 7 | 0.96% | |

U.S. SENATE

Vote For 1

| | TOTAL | VOTE % | |
|----------------------|-------|--------|--|
| REP JOHN CURTIS | 505 | 69.08% | |
| DEM CAROLINE GLEICH | 164 | 22.44% | |
| IAP CARLTON E. BOWEN | 30 | 4.10% | |
| Write-In Totals | 5 | 0.68% | |

U.S. HOUSE DISTRICT 1

Vote For 1

| | TOTAL | VOTE % | |
|----------------------|-------|--------|--|
| REP BLAKE D. MOORE | 498 | 68.13% | |
| DEM BILL CAMPBELL | 168 | 22.98% | |
| LIB DANIEL R. COTTAM | 28 | 3.83% | |

GOVERNOR / LT. GOVERNOR






Vote For 1

| | TOTAL | VOTE % | |
|----------------------|-------|--------|--|
| REP SPENCER J. COX | 435 | 59.51% | |
| DEM BRIAN SMITH KING | 135 | 18.47% | |
| IAP TOMMY WILLIAMS | 16 | 2.19% | |
| LIB J. ROBERT LATHAM | 16 | 2.19% | |
| TOM TOMENY | 0 | 0.00% | |
| Write-In Totals | 107 | 14.64% | |

FRW04




ATTORNEY GENERAL

Vote For 1

| | TOTAL | VOTE % | |
|--------------------------|-------|--------|---|
| REP DEREK BROWN | 478 | 65.39% |  |
| DEM RUDY J BAUTISTA | 154 | 21.07% |  |
| UUP MICHELLE QUIST | 41 | 5.61% |  |
| LIB W. ANDREW MCCULLOUGH | 17 | 2.33% |  |
| AUSTIN HEPWORTH | 14 | 1.92% |  |




STATE AUDITOR AUDITOR

Vote For 1

| | TOTAL | VOTE % | |
|-----------------------|-------|--------|---|
| REP TINA CANNON | 505 | 69.08% |  |
| DEM CATHERINE VOUTAZ | 158 | 21.61% |  |
| CON JEFFREY L. OSTLER | 24 | 3.28% |  |


STATE TREASURER

Vote For 1

| | TOTAL | VOTE % | |
|-------------------|-------|--------|---|
| REP MARLO M. OAKS | 471 | 64.43% |  |
| DEM NEIL A HANSEN | 186 | 25.44% |  |
| UFP MILES POMEROY | 33 | 4.51% |  |


UTAH SENATE DISTRICT 4

Vote For 1

| | TOTAL | VOTE % | |
|--------------------------|-------|--------|---|
| REP CALVIN RAY MUSSELMAN | 481 | 65.80% |  |




UTAH HOUSE DISTRICT 6

Vote For 1

| | TOTAL | VOTE % | |
|----------------------|-------|--------|---|
| REP MATTHEW H. GWYNN | 501 | 68.54% |  |
| DEM AMBER HARDY | 186 | 25.44% |  |

COUNTY COMMISSION SEAT C

Vote For 1

| | TOTAL | VOTE % | |
|------------------------|-------|--------|---|
| REP JIM HARVEY | 454 | 62.11% |  |
| DEM STEVEN VAN WAGONER | 194 | 26.54% |  |
| LIB BRIAN K ROWLEY | 46 | 6.29% |  |

COUNTY ASSESSOR

Vote For 1

| | TOTAL | VOTE % | |
|----------------------|-------|--------|---|
| REP JOHN E. ULIBARRI | 567 | 77.56% |  |

FRW04

COUNTY RECORDER / SURVEYOR

Vote For 1

| | TOTAL | VOTE % | |
|-----------------------|-------|--------|--|
| REP BAHY RAHIMZADEGAN | 543 | 74.28% | |

COUNTY TREASURER

Vote For 1

| | TOTAL | VOTE % | |
|--------------------|-------|--------|--|
| REP LYNELLE JENSEN | 567 | 77.56% | |

WEBER SCHOOL BOARD DISTRICT 4

Vote For 1

| | TOTAL | VOTE % | |
|------------------|-------|--------|--|
| PAUL J. WIDDISON | 516 | 70.59% | |

MATTHEW B. DURRANT

Vote For 1

| | TOTAL | VOTE % | |
|-----|-------|--------|--|
| Yes | 477 | 65.25% | |
| No | 121 | 16.55% | |

RYAN D. TENNEY

Vote For 1

| | TOTAL | VOTE % | |
|-----|-------|--------|--|
| Yes | 463 | 63.34% | |
| No | 127 | 17.37% | |

JOSEPH M. BEAN

Vote For 1

| | TOTAL | VOTE % | |
|-----|-------|--------|--|
| Yes | 465 | 63.61% | |
| No | 129 | 17.65% | |

RONALD G. RUSSELL

Vote For 1

| | TOTAL | VOTE % | |
|-----|-------|--------|--|
| Yes | 472 | 64.57% | |
| No | 119 | 16.28% | |

CRISTINA PATRICIA ORTEGA

Vote For 1

| | TOTAL | VOTE % | |
|-----|-------|--------|--|
| Yes | 461 | 63.06% | |
| No | 130 | 17.78% | |

FRW04

CRAIG HALL

Vote For 1

| | TOTAL | VOTE % | |
|-----|-------|--------|--|
| Yes | 452 | 61.83% | |
| No | 134 | 18.33% | |

MICHAEL DARIO DIREDA

Vote For 1

| | TOTAL | VOTE % | |
|-----|-------|--------|--|
| Yes | 463 | 63.34% | |
| No | 130 | 17.78% | |

TASHA WILLIAMS

Vote For 1

| | TOTAL | VOTE % | |
|-----|-------|--------|--|
| Yes | 482 | 65.94% | |
| No | 114 | 15.60% | |

CONSTITUTIONAL AMENDMENT B

Vote For 1

| | TOTAL | VOTE % | |
|---------|-------|--------|--|
| For | 425 | 58.14% | |
| Against | 250 | 34.20% | |

CONSTITUTIONAL AMENDMENT C

Vote For 1

| | TOTAL | VOTE % | |
|---------|-------|--------|--|
| For | 585 | 80.03% | |
| Against | 94 | 12.86% | |

BALLOT PROPOSITION 19

Vote For 1

| | TOTAL | VOTE % | |
|-----|-------|--------|--|
| Yes | 418 | 57.18% | |
| No | 271 | 37.07% | |

FRW05

Statistics TOTAL

| | |
|---------------------------|--------|
| Registered Voters - Total | 897 |
| Ballots Cast - Total | 798 |
| Voter Turnout - Total | 88.96% |

U.S. PRESIDENT / VICE PRESIDENT

Vote For 1

| | TOTAL | VOTE % | |
|-----------------------|-------|--------|--|
| REP DONALD J. TRUMP | 600 | 75.19% | |
| DEM KAMALA D. HARRIS | 155 | 19.42% | |
| LIB CHASE OLIVER | 13 | 1.63% | |
| CON JOEL SKOUSEN | 6 | 0.75% | |
| GRN JILL STEIN | 4 | 0.50% | |
| CORNEL RONALD WEST | 1 | 0.13% | |
| LUCIFER "JUSTIN CASE" | 0 | 0.00% | |
| CLAUDIA DE LA CRUZ | 0 | 0.00% | |
| Write-In Totals | 11 | 1.38% | |

U.S. SENATE

Vote For 1

| | TOTAL | VOTE % | |
|----------------------|-------|--------|--|
| REP JOHN CURTIS | 610 | 76.44% | |
| DEM CAROLINE GLEICH | 110 | 13.78% | |
| IAP CARLTON E. BOWEN | 45 | 5.64% | |
| Write-In Totals | 5 | 0.63% | |

U.S. HOUSE DISTRICT 1

Vote For 1

| | TOTAL | VOTE % | |
|----------------------|-------|--------|--|
| REP BLAKE D. MOORE | 627 | 78.57% | |
| DEM BILL CAMPBELL | 105 | 13.16% | |
| LIB DANIEL R. COTTAM | 28 | 3.51% | |

GOVERNOR / LT. GOVERNOR

Vote For 1

| | TOTAL | VOTE % | |
|----------------------|-------|--------|--|
| REP SPENCER J. COX | 525 | 65.79% | |
| DEM BRIAN SMITH KING | 84 | 10.53% | |
| LIB J. ROBERT LATHAM | 18 | 2.26% | |
| IAP TOMMY WILLIAMS | 13 | 1.63% | |
| TOM TOMENY | 3 | 0.38% | |
| Write-In Totals | 140 | 17.54% | |

FRW05

ATTORNEY GENERAL

Vote For 1

| | TOTAL | VOTE % | |
|--------------------------|-------|--------|--|
| REP DEREK BROWN | 584 | 73.18% | |
| DEM RUDY J BAUTISTA | 89 | 11.15% | |
| UUP MICHELLE QUIST | 35 | 4.39% | |
| LIB W. ANDREW MCCULLOUGH | 33 | 4.14% | |
| AUSTIN HEPWORTH | 26 | 3.26% | |

STATE AUDITOR AUDITOR

Vote For 1

| | TOTAL | VOTE % | |
|-----------------------|-------|--------|--|
| REP TINA CANNON | 606 | 75.94% | |
| DEM CATHERINE VOUTAZ | 100 | 12.53% | |
| CON JEFFREY L. OSTLER | 51 | 6.39% | |

STATE TREASURER

Vote For 1

| | TOTAL | VOTE % | |
|-------------------|-------|--------|--|
| REP MARLO M. OAKS | 607 | 76.07% | |
| DEM NEIL A HANSEN | 112 | 14.04% | |
| UFP MILES POMEROY | 33 | 4.14% | |

UTAH SENATE DISTRICT 4

Vote For 1

| | TOTAL | VOTE % | |
|--------------------------|-------|--------|--|
| REP CALVIN RAY MUSSELMAN | 568 | 71.18% | |

UTAH HOUSE DISTRICT 6

Vote For 1

| | TOTAL | VOTE % | |
|----------------------|-------|--------|--|
| REP MATTHEW H. GWYNN | 642 | 80.45% | |
| DEM AMBER HARDY | 122 | 15.29% | |

COUNTY COMMISSION SEAT C

Vote For 1

| | TOTAL | VOTE % | |
|------------------------|-------|--------|--|
| REP JIM HARVEY | 553 | 69.30% | |
| DEM STEVEN VAN WAGONER | 163 | 20.43% | |
| LIB BRIAN K ROWLEY | 44 | 5.51% | |

COUNTY ASSESSOR

Vote For 1

| | TOTAL | VOTE % | |
|----------------------|-------|--------|--|
| REP JOHN E. ULIBARRI | 664 | 83.21% | |

FRW05

COUNTY RECORDER / SURVEYOR

Vote For 1

| | TOTAL | VOTE % | |
|-----------------------|-------|--------|--|
| REP BAHY RAHIMZADEGAN | 641 | 80.33% | |

COUNTY TREASURER

Vote For 1

| | TOTAL | VOTE % | |
|--------------------|-------|--------|--|
| REP LYNELLE JENSEN | 660 | 82.71% | |

WEBER SCHOOL BOARD DISTRICT 4

Vote For 1

| | TOTAL | VOTE % | |
|------------------|-------|--------|--|
| PAUL J. WIDDISON | 613 | 76.82% | |

MATTHEW B. DURRANT

Vote For 1

| | TOTAL | VOTE % | |
|-----|-------|--------|--|
| Yes | 558 | 69.92% | |
| No | 109 | 13.66% | |

RYAN D. TENNEY

Vote For 1

| | TOTAL | VOTE % | |
|-----|-------|--------|--|
| Yes | 544 | 68.17% | |
| No | 114 | 14.29% | |

JOSEPH M. BEAN

Vote For 1

| | TOTAL | VOTE % | |
|-----|-------|--------|--|
| Yes | 530 | 66.42% | |
| No | 131 | 16.42% | |

RONALD G. RUSSELL

Vote For 1

| | TOTAL | VOTE % | |
|-----|-------|--------|--|
| Yes | 547 | 68.55% | |
| No | 114 | 14.29% | |

CRISTINA PATRICIA ORTEGA

Vote For 1

| | TOTAL | VOTE % | |
|-----|-------|--------|--|
| Yes | 532 | 66.67% | |
| No | 135 | 16.92% | |

FRW05

CRAIG HALL

Vote For 1

| | TOTAL | VOTE % | |
|-----|-------|--------|---|
| Yes | 539 | 67.54% |  |
| No | 121 | 15.16% |  |

MICHAEL DARIO DIREDA

Vote For 1

| | TOTAL | VOTE % | |
|-----|-------|--------|---|
| Yes | 549 | 68.80% |  |
| No | 117 | 14.66% |  |

TASHA WILLIAMS

Vote For 1

| | TOTAL | VOTE % | |
|-----|-------|--------|---|
| Yes | 545 | 68.30% |  |
| No | 117 | 14.66% |  |

CONSTITUTIONAL AMENDMENT B

Vote For 1

| | TOTAL | VOTE % | |
|---------|-------|--------|---|
| For | 437 | 54.76% |  |
| Against | 311 | 38.97% |  |

CONSTITUTIONAL AMENDMENT C

Vote For 1

| | TOTAL | VOTE % | |
|---------|-------|--------|---|
| For | 620 | 77.69% |  |
| Against | 130 | 16.29% |  |

BALLOT PROPOSITION 19

Vote For 1

| | TOTAL | VOTE % | |
|-----|-------|--------|---|
| Yes | 453 | 56.77% |  |
| No | 307 | 38.47% |  |

HAR01

Statistics TOTAL

| | |
|---------------------------|--------|
| Registered Voters - Total | 203 |
| Ballots Cast - Total | 164 |
| Voter Turnout - Total | 80.79% |

U.S. PRESIDENT / VICE PRESIDENT

Vote For 1

| | TOTAL | VOTE % | |
|-----------------------|-------|--------|--|
| REP DONALD J. TRUMP | 123 | 75.00% | <div style="width: 75%;"><div style="width: 75%;"></div></div> |
| DEM KAMALA D. HARRIS | 28 | 17.07% | <div style="width: 17%;"><div style="width: 17%;"></div></div> |
| LIB CHASE OLIVER | 3 | 1.83% | <div style="width: 2%;"><div style="width: 2%;"></div></div> |
| CON JOEL SKOUSEN | 1 | 0.61% | <div style="width: 1%;"><div style="width: 1%;"></div></div> |
| GRN JILL STEIN | 1 | 0.61% | <div style="width: 1%;"><div style="width: 1%;"></div></div> |
| CLAUDIA DE LA CRUZ | 1 | 0.61% | <div style="width: 1%;"><div style="width: 1%;"></div></div> |
| CORNEL RONALD WEST | 0 | 0.00% | <div style="width: 0%;"><div style="width: 0%;"></div></div> |
| LUCIFER "JUSTIN CASE" | 0 | 0.00% | <div style="width: 0%;"><div style="width: 0%;"></div></div> |
| Write-In Totals | 3 | 1.83% | <div style="width: 2%;"><div style="width: 2%;"></div></div> |

U.S. SENATE

Vote For 1

| | TOTAL | VOTE % | |
|----------------------|-------|--------|--|
| REP JOHN CURTIS | 128 | 78.05% | <div style="width: 78%;"><div style="width: 78%;"></div></div> |
| DEM CAROLINE GLEICH | 19 | 11.59% | <div style="width: 12%;"><div style="width: 12%;"></div></div> |
| IAP CARLTON E. BOWEN | 9 | 5.49% | <div style="width: 6%;"><div style="width: 6%;"></div></div> |
| Write-In Totals | 1 | 0.61% | <div style="width: 1%;"><div style="width: 1%;"></div></div> |

U.S. HOUSE DISTRICT 1

Vote For 1

| | TOTAL | VOTE % | |
|----------------------|-------|--------|--|
| REP BLAKE D. MOORE | 121 | 73.78% | <div style="width: 74%;"><div style="width: 74%;"></div></div> |
| DEM BILL CAMPBELL | 19 | 11.59% | <div style="width: 12%;"><div style="width: 12%;"></div></div> |
| LIB DANIEL R. COTTAM | 9 | 5.49% | <div style="width: 6%;"><div style="width: 6%;"></div></div> |

GOVERNOR / LT. GOVERNOR

Vote For 1

| | TOTAL | VOTE % | |
|----------------------|-------|--------|--|
| REP SPENCER J. COX | 109 | 66.46% | <div style="width: 66%;"><div style="width: 66%;"></div></div> |
| DEM BRIAN SMITH KING | 12 | 7.32% | <div style="width: 7%;"><div style="width: 7%;"></div></div> |
| LIB J. ROBERT LATHAM | 9 | 5.49% | <div style="width: 6%;"><div style="width: 6%;"></div></div> |
| IAP TOMMY WILLIAMS | 4 | 2.44% | <div style="width: 2%;"><div style="width: 2%;"></div></div> |
| TOM TOMENY | 1 | 0.61% | <div style="width: 1%;"><div style="width: 1%;"></div></div> |
| Write-In Totals | 24 | 14.63% | <div style="width: 15%;"><div style="width: 15%;"></div></div> |

HAR01

ATTORNEY GENERAL

Vote For 1

| | TOTAL | VOTE % | |
|--------------------------|-------|--------|--|
| REP DEREK BROWN | 112 | 68.29% | <div style="width: 68.29%;"><div style="width: 68.29%;"></div></div> |
| DEM RUDY J BAUTISTA | 14 | 8.54% | <div style="width: 8.54%;"><div style="width: 8.54%;"></div></div> |
| AUSTIN HEPWORTH | 9 | 5.49% | <div style="width: 5.49%;"><div style="width: 5.49%;"></div></div> |
| LIB W. ANDREW MCCULLOUGH | 8 | 4.88% | <div style="width: 4.88%;"><div style="width: 4.88%;"></div></div> |
| UUP MICHELLE QUIST | 5 | 3.05% | <div style="width: 3.05%;"><div style="width: 3.05%;"></div></div> |

STATE AUDITOR AUDITOR

Vote For 1

| | TOTAL | VOTE % | |
|-----------------------|-------|--------|--|
| REP TINA CANNON | 119 | 72.56% | <div style="width: 72.56%;"><div style="width: 72.56%;"></div></div> |
| DEM CATHERINE VOUTAZ | 20 | 12.20% | <div style="width: 12.20%;"><div style="width: 12.20%;"></div></div> |
| CON JEFFREY L. OSTLER | 8 | 4.88% | <div style="width: 4.88%;"><div style="width: 4.88%;"></div></div> |

STATE TREASURER

Vote For 1

| | TOTAL | VOTE % | |
|-------------------|-------|--------|--|
| REP MARLO M. OAKS | 123 | 75.00% | <div style="width: 75.00%;"><div style="width: 75.00%;"></div></div> |
| DEM NEIL A HANSEN | 19 | 11.59% | <div style="width: 11.59%;"><div style="width: 11.59%;"></div></div> |
| UFP MILES POMEROY | 6 | 3.66% | <div style="width: 3.66%;"><div style="width: 3.66%;"></div></div> |

UTAH SENATE DISTRICT 3

Vote For 1

| | TOTAL | VOTE % | |
|---------------------|-------|--------|--|
| REP JOHN D. JOHNSON | 127 | 77.44% | <div style="width: 77.44%;"><div style="width: 77.44%;"></div></div> |
| DEM STACY BERNAL | 26 | 15.85% | <div style="width: 15.85%;"><div style="width: 15.85%;"></div></div> |

UTAH HOUSE DISTRICT 6

Vote For 1

| | TOTAL | VOTE % | |
|----------------------|-------|--------|--|
| REP MATTHEW H. GWYNN | 123 | 75.00% | <div style="width: 75.00%;"><div style="width: 75.00%;"></div></div> |
| DEM AMBER HARDY | 22 | 13.41% | <div style="width: 13.41%;"><div style="width: 13.41%;"></div></div> |

COUNTY COMMISSION SEAT C

Vote For 1

| | TOTAL | VOTE % | |
|------------------------|-------|--------|--|
| REP JIM HARVEY | 113 | 68.90% | <div style="width: 68.90%;"><div style="width: 68.90%;"></div></div> |
| DEM STEVEN VAN WAGONER | 33 | 20.12% | <div style="width: 20.12%;"><div style="width: 20.12%;"></div></div> |
| LIB BRIAN K ROWLEY | 11 | 6.71% | <div style="width: 6.71%;"><div style="width: 6.71%;"></div></div> |

COUNTY ASSESSOR

Vote For 1

| | TOTAL | VOTE % | |
|----------------------|-------|--------|--|
| REP JOHN E. ULIBARRI | 129 | 78.66% | <div style="width: 78.66%;"><div style="width: 78.66%;"></div></div> |

HAR01

COUNTY RECORDER / SURVEYOR

Vote For 1

| | TOTAL | VOTE % | |
|-----------------------|-------|--------|---|
| REP BAHY RAHIMZADEGAN | 127 | 77.44% |  |

COUNTY TREASURER

Vote For 1

| | TOTAL | VOTE % | |
|--------------------|-------|--------|---|
| REP LYNELLE JENSEN | 132 | 80.49% |  |

MATTHEW B. DURRANT

Vote For 1

| | TOTAL | VOTE % | |
|-----|-------|--------|---|
| Yes | 104 | 63.41% |  |
| No | 25 | 15.24% |  |

RYAN D. TENNEY

Vote For 1

| | TOTAL | VOTE % | |
|-----|-------|--------|--|
| Yes | 99 | 60.37% |  |
| No | 30 | 18.29% |  |

JOSEPH M. BEAN

Vote For 1

| | TOTAL | VOTE % | |
|-----|-------|--------|---|
| Yes | 101 | 61.59% |  |
| No | 27 | 16.46% |  |

RONALD G. RUSSELL

Vote For 1

| | TOTAL | VOTE % | |
|-----|-------|--------|---|
| Yes | 102 | 62.20% |  |
| No | 27 | 16.46% |  |

CRISTINA PATRICIA ORTEGA

Vote For 1

| | TOTAL | VOTE % | |
|-----|-------|--------|---|
| Yes | 96 | 58.54% |  |
| No | 31 | 18.90% |  |

CRAIG HALL

Vote For 1

| | TOTAL | VOTE % | |
|-----|-------|--------|---|
| Yes | 97 | 59.15% |  |
| No | 28 | 17.07% |  |

HAR01

MICHAEL DARIO DIREDA

Vote For 1

| | TOTAL | VOTE % | |
|-----|-------|--------|---|
| Yes | 99 | 60.37% |  |
| No | 29 | 17.68% |  |

TASHA WILLIAMS

Vote For 1

| | TOTAL | VOTE % | |
|-----|-------|--------|---|
| Yes | 97 | 59.15% |  |
| No | 30 | 18.29% |  |

TRENT D. NELSON

Vote For 1

| | TOTAL | VOTE % | |
|-----|-------|--------|---|
| Yes | 98 | 59.76% |  |
| No | 29 | 17.68% |  |

CONSTITUTIONAL AMENDMENT B

Vote For 1

| | TOTAL | VOTE % | |
|---------|-------|--------|---|
| For | 81 | 49.39% |  |
| Against | 66 | 40.24% |  |

CONSTITUTIONAL AMENDMENT C

Vote For 1

| | TOTAL | VOTE % | |
|---------|-------|--------|---|
| For | 134 | 81.71% |  |
| Against | 13 | 7.93% |  |

BALLOT PROPOSITION 19

Vote For 1

| | TOTAL | VOTE % | |
|-----|-------|--------|---|
| Yes | 87 | 53.05% |  |
| No | 65 | 39.63% |  |

HAR02

Statistics TOTAL

| | |
|---------------------------|--------|
| Registered Voters - Total | 1,125 |
| Ballots Cast - Total | 969 |
| Voter Turnout - Total | 86.13% |

U.S. PRESIDENT / VICE PRESIDENT

Vote For 1

| | TOTAL | VOTE % | |
|-----------------------|-------|--------|---|
| REP DONALD J. TRUMP | 645 | 66.56% | <div style="width: 66.56%; background-color: #f1c40f;"></div> |
| DEM KAMALA D. HARRIS | 284 | 29.31% | <div style="width: 29.31%; background-color: #34495e;"></div> |
| LIB CHASE OLIVER | 12 | 1.24% | <div style="width: 1.24%; background-color: #95a5a6;"></div> |
| GRN JILL STEIN | 6 | 0.62% | <div style="width: 0.62%; background-color: #27ae60;"></div> |
| CON JOEL SKOUSEN | 4 | 0.41% | <div style="width: 0.41%; background-color: #e67e22;"></div> |
| LUCIFER "JUSTIN CASE" | 2 | 0.21% | <div style="width: 0.21%; background-color: #34495e;"></div> |
| CORNEL RONALD WEST | 0 | 0.00% | <div style="width: 0.00%; background-color: #34495e;"></div> |
| CLAUDIA DE LA CRUZ | 0 | 0.00% | <div style="width: 0.00%; background-color: #34495e;"></div> |
| Write-In Totals | 9 | 0.93% | <div style="width: 0.93%; background-color: #34495e;"></div> |

U.S. SENATE

Vote For 1

| | TOTAL | VOTE % | |
|----------------------|-------|--------|---|
| REP JOHN CURTIS | 637 | 65.74% | <div style="width: 65.74%; background-color: #f1c40f;"></div> |
| DEM CAROLINE GLEICH | 253 | 26.11% | <div style="width: 26.11%; background-color: #34495e;"></div> |
| IAP CARLTON E. BOWEN | 39 | 4.02% | <div style="width: 4.02%; background-color: #95a5a6;"></div> |
| Write-In Totals | 3 | 0.31% | <div style="width: 0.31%; background-color: #34495e;"></div> |

U.S. HOUSE DISTRICT 1

Vote For 1

| | TOTAL | VOTE % | |
|----------------------|-------|--------|---|
| REP BLAKE D. MOORE | 645 | 66.56% | <div style="width: 66.56%; background-color: #f1c40f;"></div> |
| DEM BILL CAMPBELL | 234 | 24.15% | <div style="width: 24.15%; background-color: #34495e;"></div> |
| LIB DANIEL R. COTTAM | 48 | 4.95% | <div style="width: 4.95%; background-color: #95a5a6;"></div> |

GOVERNOR / LT. GOVERNOR

Vote For 1

| | TOTAL | VOTE % | |
|----------------------|-------|--------|---|
| REP SPENCER J. COX | 565 | 58.31% | <div style="width: 58.31%; background-color: #f1c40f;"></div> |
| DEM BRIAN SMITH KING | 214 | 22.08% | <div style="width: 22.08%; background-color: #34495e;"></div> |
| LIB J. ROBERT LATHAM | 28 | 2.89% | <div style="width: 2.89%; background-color: #95a5a6;"></div> |
| IAP TOMMY WILLIAMS | 24 | 2.48% | <div style="width: 2.48%; background-color: #95a5a6;"></div> |
| TOM TOMENY | 7 | 0.72% | <div style="width: 0.72%; background-color: #34495e;"></div> |
| Write-In Totals | 108 | 11.15% | <div style="width: 11.15%; background-color: #34495e;"></div> |

HAR02

ATTORNEY GENERAL

Vote For 1

| | TOTAL | VOTE % | |
|--------------------------|-------|--------|--|
| REP DEREK BROWN | 606 | 62.54% | <div style="width: 62.54%;"><div style="width: 62.54%;"></div></div> |
| DEM RUDY J BAUTISTA | 218 | 22.50% | <div style="width: 22.50%;"><div style="width: 22.50%;"></div></div> |
| UUP MICHELLE QUIST | 46 | 4.75% | <div style="width: 4.75%;"><div style="width: 4.75%;"></div></div> |
| LIB W. ANDREW MCCULLOUGH | 34 | 3.51% | <div style="width: 3.51%;"><div style="width: 3.51%;"></div></div> |
| AUSTIN HEPWORTH | 21 | 2.17% | <div style="width: 2.17%;"><div style="width: 2.17%;"></div></div> |

STATE AUDITOR AUDITOR

Vote For 1

| | TOTAL | VOTE % | |
|-----------------------|-------|--------|--|
| REP TINA CANNON | 641 | 66.15% | <div style="width: 66.15%;"><div style="width: 66.15%;"></div></div> |
| DEM CATHERINE VOUTAZ | 224 | 23.12% | <div style="width: 23.12%;"><div style="width: 23.12%;"></div></div> |
| CON JEFFREY L. OSTLER | 46 | 4.75% | <div style="width: 4.75%;"><div style="width: 4.75%;"></div></div> |

STATE TREASURER

Vote For 1

| | TOTAL | VOTE % | |
|-------------------|-------|--------|--|
| REP MARLO M. OAKS | 630 | 65.02% | <div style="width: 65.02%;"><div style="width: 65.02%;"></div></div> |
| DEM NEIL A HANSEN | 233 | 24.05% | <div style="width: 24.05%;"><div style="width: 24.05%;"></div></div> |
| UFP MILES POMEROY | 45 | 4.64% | <div style="width: 4.64%;"><div style="width: 4.64%;"></div></div> |

UTAH SENATE DISTRICT 3

Vote For 1

| | TOTAL | VOTE % | |
|---------------------|-------|--------|--|
| REP JOHN D. JOHNSON | 635 | 65.53% | <div style="width: 65.53%;"><div style="width: 65.53%;"></div></div> |
| DEM STACY BERNAL | 287 | 29.62% | <div style="width: 29.62%;"><div style="width: 29.62%;"></div></div> |

UTAH HOUSE DISTRICT 7

Vote For 1

| | TOTAL | VOTE % | |
|--------------------|-------|--------|--|
| REP RYAN D. WILCOX | 729 | 75.23% | <div style="width: 75.23%;"><div style="width: 75.23%;"></div></div> |

COUNTY COMMISSION SEAT C

Vote For 1

| | TOTAL | VOTE % | |
|------------------------|-------|--------|--|
| REP JIM HARVEY | 614 | 63.36% | <div style="width: 63.36%;"><div style="width: 63.36%;"></div></div> |
| DEM STEVEN VAN WAGONER | 259 | 26.73% | <div style="width: 26.73%;"><div style="width: 26.73%;"></div></div> |
| LIB BRIAN K ROWLEY | 52 | 5.37% | <div style="width: 5.37%;"><div style="width: 5.37%;"></div></div> |

COUNTY ASSESSOR

Vote For 1

| | TOTAL | VOTE % | |
|----------------------|-------|--------|--|
| REP JOHN E. ULIBARRI | 754 | 77.81% | <div style="width: 77.81%;"><div style="width: 77.81%;"></div></div> |

HAR02

COUNTY RECORDER / SURVEYOR

Vote For 1

| | TOTAL | VOTE % | |
|-----------------------|-------|--------|---|
| REP BAHY RAHIMZADEGAN | 741 | 76.47% |  |


COUNTY TREASURER

Vote For 1

| | TOTAL | VOTE % | |
|--------------------|-------|--------|---|
| REP LYNELLE JENSEN | 753 | 77.71% |  |

MATTHEW B. DURRANT

Vote For 1

| | TOTAL | VOTE % | |
|-----|-------|--------|---|
| Yes | 681 | 70.28% |  |
| No | 130 | 13.42% |  |


RYAN D. TENNEY

Vote For 1

| | TOTAL | VOTE % | |
|-----|-------|--------|--|
| Yes | 682 | 70.38% |  |
| No | 121 | 12.49% |  |

JOSEPH M. BEAN

Vote For 1

| | TOTAL | VOTE % | |
|-----|-------|--------|---|
| Yes | 674 | 69.56% |  |
| No | 132 | 13.62% |  |

RONALD G. RUSSELL

Vote For 1

| | TOTAL | VOTE % | |
|-----|-------|--------|---|
| Yes | 683 | 70.48% |  |
| No | 124 | 12.80% |  |


CRISTINA PATRICIA ORTEGA

Vote For 1

| | TOTAL | VOTE % | |
|-----|-------|--------|---|
| Yes | 668 | 68.94% |  |
| No | 144 | 14.86% |  |

CRAIG HALL

Vote For 1

| | TOTAL | VOTE % | |
|-----|-------|--------|---|
| Yes | 662 | 68.32% |  |
| No | 141 | 14.55% |  |

HAR02

MICHAEL DARIO DIREDA

Vote For 1

| | TOTAL | VOTE % | |
|-----|-------|--------|---|
| Yes | 679 | 70.07% |  |
| No | 128 | 13.21% |  |

TASHA WILLIAMS

Vote For 1

| | TOTAL | VOTE % | |
|-----|-------|--------|---|
| Yes | 684 | 70.59% |  |
| No | 123 | 12.69% |  |

TRENT D. NELSON

Vote For 1

| | TOTAL | VOTE % | |
|-----|-------|--------|---|
| Yes | 687 | 70.90% |  |
| No | 123 | 12.69% |  |

CONSTITUTIONAL AMENDMENT B

Vote For 1

| | TOTAL | VOTE % | |
|---------|-------|--------|---|
| For | 636 | 65.63% |  |
| Against | 280 | 28.90% |  |

CONSTITUTIONAL AMENDMENT C

Vote For 1

| | TOTAL | VOTE % | |
|---------|-------|--------|---|
| For | 755 | 77.92% |  |
| Against | 154 | 15.89% |  |

BALLOT PROPOSITION 19

Vote For 1

| | TOTAL | VOTE % | |
|-----|-------|--------|---|
| Yes | 617 | 63.67% |  |
| No | 314 | 32.40% |  |

HAR03

Statistics TOTAL

| | |
|---------------------------|--------|
| Registered Voters - Total | 1,008 |
| Ballots Cast - Total | 869 |
| Voter Turnout - Total | 86.21% |

U.S. PRESIDENT / VICE PRESIDENT

Vote For 1

| | TOTAL | VOTE % | |
|-----------------------|-------|--------|---|
| REP DONALD J. TRUMP | 541 | 62.26% | <div style="width: 62.26%; height: 10px; background-color: #ffc107;"></div> |
| DEM KAMALA D. HARRIS | 283 | 32.57% | <div style="width: 32.57%; height: 10px; background-color: #ffc107;"></div> |
| GRN JILL STEIN | 8 | 0.92% | <div style="width: 0.92%; height: 10px; background-color: #ffc107;"></div> |
| LIB CHASE OLIVER | 7 | 0.81% | <div style="width: 0.81%; height: 10px; background-color: #ffc107;"></div> |
| CON JOEL SKOUSEN | 5 | 0.58% | <div style="width: 0.58%; height: 10px; background-color: #ffc107;"></div> |
| CLAUDIA DE LA CRUZ | 4 | 0.46% | <div style="width: 0.46%; height: 10px; background-color: #ffc107;"></div> |
| CORNEL RONALD WEST | 1 | 0.12% | <div style="width: 0.12%; height: 10px; background-color: #ffc107;"></div> |
| LUCIFER "JUSTIN CASE" | 1 | 0.12% | <div style="width: 0.12%; height: 10px; background-color: #ffc107;"></div> |
| Write-In Totals | 4 | 0.46% | <div style="width: 0.46%; height: 10px; background-color: #ffc107;"></div> |

U.S. SENATE

Vote For 1

| | TOTAL | VOTE % | |
|----------------------|-------|--------|---|
| REP JOHN CURTIS | 517 | 59.49% | <div style="width: 59.49%; height: 10px; background-color: #ffc107;"></div> |
| DEM CAROLINE GLEICH | 247 | 28.42% | <div style="width: 28.42%; height: 10px; background-color: #ffc107;"></div> |
| IAP CARLTON E. BOWEN | 54 | 6.21% | <div style="width: 6.21%; height: 10px; background-color: #ffc107;"></div> |
| Write-In Totals | 7 | 0.81% | <div style="width: 0.81%; height: 10px; background-color: #ffc107;"></div> |

U.S. HOUSE DISTRICT 1

Vote For 1

| | TOTAL | VOTE % | |
|----------------------|-------|--------|---|
| REP BLAKE D. MOORE | 546 | 62.83% | <div style="width: 62.83%; height: 10px; background-color: #ffc107;"></div> |
| DEM BILL CAMPBELL | 221 | 25.43% | <div style="width: 25.43%; height: 10px; background-color: #ffc107;"></div> |
| LIB DANIEL R. COTTAM | 50 | 5.75% | <div style="width: 5.75%; height: 10px; background-color: #ffc107;"></div> |

GOVERNOR / LT. GOVERNOR

Vote For 1

| | TOTAL | VOTE % | |
|----------------------|-------|--------|---|
| REP SPENCER J. COX | 461 | 53.05% | <div style="width: 53.05%; height: 10px; background-color: #ffc107;"></div> |
| DEM BRIAN SMITH KING | 219 | 25.20% | <div style="width: 25.20%; height: 10px; background-color: #ffc107;"></div> |
| IAP TOMMY WILLIAMS | 24 | 2.76% | <div style="width: 2.76%; height: 10px; background-color: #ffc107;"></div> |
| LIB J. ROBERT LATHAM | 22 | 2.53% | <div style="width: 2.53%; height: 10px; background-color: #ffc107;"></div> |
| TOM TOMENY | 7 | 0.81% | <div style="width: 0.81%; height: 10px; background-color: #ffc107;"></div> |
| Write-In Totals | 116 | 13.35% | <div style="width: 13.35%; height: 10px; background-color: #ffc107;"></div> |

HAR03

ATTORNEY GENERAL

Vote For 1

| | TOTAL | VOTE % | |
|--------------------------|-------|--------|--|
| REP DEREK BROWN | 488 | 56.16% | <div style="width: 56.16%;"><div style="width: 56.16%;"></div></div> |
| DEM RUDY J BAUTISTA | 207 | 23.82% | <div style="width: 23.82%;"><div style="width: 23.82%;"></div></div> |
| UUP MICHELLE QUIST | 49 | 5.64% | <div style="width: 5.64%;"><div style="width: 5.64%;"></div></div> |
| LIB W. ANDREW MCCULLOUGH | 37 | 4.26% | <div style="width: 4.26%;"><div style="width: 4.26%;"></div></div> |
| AUSTIN HEPWORTH | 37 | 4.26% | <div style="width: 4.26%;"><div style="width: 4.26%;"></div></div> |

STATE AUDITOR AUDITOR

Vote For 1

| | TOTAL | VOTE % | |
|-----------------------|-------|--------|--|
| REP TINA CANNON | 529 | 60.87% | <div style="width: 60.87%;"><div style="width: 60.87%;"></div></div> |
| DEM CATHERINE VOUTAZ | 238 | 27.39% | <div style="width: 27.39%;"><div style="width: 27.39%;"></div></div> |
| CON JEFFREY L. OSTLER | 42 | 4.83% | <div style="width: 4.83%;"><div style="width: 4.83%;"></div></div> |

STATE TREASURER

Vote For 1

| | TOTAL | VOTE % | |
|-------------------|-------|--------|--|
| REP MARLO M. OAKS | 539 | 62.03% | <div style="width: 62.03%;"><div style="width: 62.03%;"></div></div> |
| DEM NEIL A HANSEN | 225 | 25.89% | <div style="width: 25.89%;"><div style="width: 25.89%;"></div></div> |
| UFP MILES POMEROY | 40 | 4.60% | <div style="width: 4.60%;"><div style="width: 4.60%;"></div></div> |

UTAH SENATE DISTRICT 3

Vote For 1

| | TOTAL | VOTE % | |
|---------------------|-------|--------|--|
| REP JOHN D. JOHNSON | 521 | 59.95% | <div style="width: 59.95%;"><div style="width: 59.95%;"></div></div> |
| DEM STACY BERNAL | 309 | 35.56% | <div style="width: 35.56%;"><div style="width: 35.56%;"></div></div> |

UTAH HOUSE DISTRICT 7

Vote For 1

| | TOTAL | VOTE % | |
|--------------------|-------|--------|--|
| REP RYAN D. WILCOX | 627 | 72.15% | <div style="width: 72.15%;"><div style="width: 72.15%;"></div></div> |

COUNTY COMMISSION SEAT C

Vote For 1

| | TOTAL | VOTE % | |
|------------------------|-------|--------|--|
| REP JIM HARVEY | 492 | 56.62% | <div style="width: 56.62%;"><div style="width: 56.62%;"></div></div> |
| DEM STEVEN VAN WAGONER | 270 | 31.07% | <div style="width: 31.07%;"><div style="width: 31.07%;"></div></div> |
| LIB BRIAN K ROWLEY | 58 | 6.67% | <div style="width: 6.67%;"><div style="width: 6.67%;"></div></div> |

COUNTY ASSESSOR

Vote For 1

| | TOTAL | VOTE % | |
|----------------------|-------|--------|--|
| REP JOHN E. ULIBARRI | 662 | 76.18% | <div style="width: 76.18%;"><div style="width: 76.18%;"></div></div> |

HAR03


COUNTY RECORDER / SURVEYOR

Vote For 1

| | TOTAL | VOTE % | |
|-----------------------|-------|--------|---|
| REP BAHY RAHIMZADEGAN | 651 | 74.91% |  |

COUNTY TREASURER

Vote For 1

| | TOTAL | VOTE % | |
|--------------------|-------|--------|---|
| REP LYNELLE JENSEN | 671 | 77.22% |  |

MATTHEW B. DURRANT

Vote For 1

| | TOTAL | VOTE % | |
|-----|-------|--------|---|
| Yes | 547 | 62.95% |  |
| No | 170 | 19.56% |  |

RYAN D. TENNEY

Vote For 1

| | TOTAL | VOTE % | |
|-----|-------|--------|--|
| Yes | 529 | 60.87% |  |
| No | 180 | 20.71% |  |

JOSEPH M. BEAN

Vote For 1

| | TOTAL | VOTE % | |
|-----|-------|--------|---|
| Yes | 520 | 59.84% |  |
| No | 182 | 20.94% |  |

RONALD G. RUSSELL

Vote For 1

| | TOTAL | VOTE % | |
|-----|-------|--------|---|
| Yes | 542 | 62.37% |  |
| No | 160 | 18.41% |  |

CRISTINA PATRICIA ORTEGA

Vote For 1

| | TOTAL | VOTE % | |
|-----|-------|--------|---|
| Yes | 528 | 60.76% |  |
| No | 178 | 20.48% |  |

CRAIG HALL

Vote For 1

| | TOTAL | VOTE % | |
|-----|-------|--------|---|
| Yes | 496 | 57.08% |  |
| No | 205 | 23.59% |  |

HAR03

MICHAEL DARIO DIREDA

Vote For 1

| | TOTAL | VOTE % | |
|-----|-------|--------|---|
| Yes | 542 | 62.37% |  |
| No | 163 | 18.76% |  |

TASHA WILLIAMS

Vote For 1

| | TOTAL | VOTE % | |
|-----|-------|--------|---|
| Yes | 548 | 63.06% |  |
| No | 163 | 18.76% |  |

TRENT D. NELSON

Vote For 1

| | TOTAL | VOTE % | |
|-----|-------|--------|---|
| Yes | 542 | 62.37% |  |
| No | 173 | 19.91% |  |

CONSTITUTIONAL AMENDMENT B

Vote For 1

| | TOTAL | VOTE % | |
|---------|-------|--------|---|
| For | 532 | 61.22% |  |
| Against | 265 | 30.49% |  |

CONSTITUTIONAL AMENDMENT C

Vote For 1

| | TOTAL | VOTE % | |
|---------|-------|--------|---|
| For | 656 | 75.49% |  |
| Against | 155 | 17.84% |  |

BALLOT PROPOSITION 19

Vote For 1

| | TOTAL | VOTE % | |
|-----|-------|--------|---|
| Yes | 534 | 61.45% |  |
| No | 289 | 33.26% |  |

HAR04

Statistics TOTAL

| | |
|---------------------------|--------|
| Registered Voters - Total | 1,161 |
| Ballots Cast - Total | 1,040 |
| Voter Turnout - Total | 89.58% |

U.S. PRESIDENT / VICE PRESIDENT

Vote For 1

| | TOTAL | VOTE % | |
|-----------------------|-------|--------|--|
| REP DONALD J. TRUMP | 703 | 67.60% | <div style="width: 67.60%;"><div style="width: 67.60%;"></div></div> |
| DEM KAMALA D. HARRIS | 288 | 27.69% | <div style="width: 27.69%;"><div style="width: 27.69%;"></div></div> |
| LIB CHASE OLIVER | 9 | 0.87% | <div style="width: 0.87%;"><div style="width: 0.87%;"></div></div> |
| CON JOEL SKOUSEN | 4 | 0.38% | <div style="width: 0.38%;"><div style="width: 0.38%;"></div></div> |
| CLAUDIA DE LA CRUZ | 3 | 0.29% | <div style="width: 0.29%;"><div style="width: 0.29%;"></div></div> |
| CORNEL RONALD WEST | 2 | 0.19% | <div style="width: 0.19%;"><div style="width: 0.19%;"></div></div> |
| LUCIFER "JUSTIN CASE" | 2 | 0.19% | <div style="width: 0.19%;"><div style="width: 0.19%;"></div></div> |
| GRN JILL STEIN | 1 | 0.10% | <div style="width: 0.10%;"><div style="width: 0.10%;"></div></div> |
| Write-In Totals | 15 | 1.44% | <div style="width: 1.44%;"><div style="width: 1.44%;"></div></div> |

U.S. SENATE

Vote For 1

| | TOTAL | VOTE % | |
|----------------------|-------|--------|--|
| REP JOHN CURTIS | 681 | 65.48% | <div style="width: 65.48%;"><div style="width: 65.48%;"></div></div> |
| DEM CAROLINE GLEICH | 247 | 23.75% | <div style="width: 23.75%;"><div style="width: 23.75%;"></div></div> |
| IAP CARLTON E. BOWEN | 54 | 5.19% | <div style="width: 5.19%;"><div style="width: 5.19%;"></div></div> |
| Write-In Totals | 6 | 0.58% | <div style="width: 0.58%;"><div style="width: 0.58%;"></div></div> |

U.S. HOUSE DISTRICT 1

Vote For 1

| | TOTAL | VOTE % | |
|----------------------|-------|--------|--|
| REP BLAKE D. MOORE | 681 | 65.48% | <div style="width: 65.48%;"><div style="width: 65.48%;"></div></div> |
| DEM BILL CAMPBELL | 225 | 21.63% | <div style="width: 21.63%;"><div style="width: 21.63%;"></div></div> |
| LIB DANIEL R. COTTAM | 71 | 6.83% | <div style="width: 6.83%;"><div style="width: 6.83%;"></div></div> |

GOVERNOR / LT. GOVERNOR

Vote For 1

| | TOTAL | VOTE % | |
|----------------------|-------|--------|--|
| REP SPENCER J. COX | 586 | 56.35% | <div style="width: 56.35%;"><div style="width: 56.35%;"></div></div> |
| DEM BRIAN SMITH KING | 208 | 20.00% | <div style="width: 20.00%;"><div style="width: 20.00%;"></div></div> |
| LIB J. ROBERT LATHAM | 40 | 3.85% | <div style="width: 3.85%;"><div style="width: 3.85%;"></div></div> |
| IAP TOMMY WILLIAMS | 28 | 2.69% | <div style="width: 2.69%;"><div style="width: 2.69%;"></div></div> |
| TOM TOMENY | 3 | 0.29% | <div style="width: 0.29%;"><div style="width: 0.29%;"></div></div> |
| Write-In Totals | 143 | 13.75% | <div style="width: 13.75%;"><div style="width: 13.75%;"></div></div> |

HAR04

ATTORNEY GENERAL

Vote For 1

| | TOTAL | VOTE % | |
|--------------------------|-------|--------|--|
| REP DEREK BROWN | 650 | 62.50% | |
| DEM RUDY J BAUTISTA | 207 | 19.90% | |
| LIB W. ANDREW MCCULLOUGH | 58 | 5.58% | |
| UUP MICHELLE QUIST | 41 | 3.94% | |
| AUSTIN HEPWORTH | 27 | 2.60% | |

STATE AUDITOR AUDITOR

Vote For 1

| | TOTAL | VOTE % | |
|-----------------------|-------|--------|--|
| REP TINA CANNON | 664 | 63.85% | |
| DEM CATHERINE VOUTAZ | 235 | 22.60% | |
| CON JEFFREY L. OSTLER | 66 | 6.35% | |

STATE TREASURER

Vote For 1

| | TOTAL | VOTE % | |
|-------------------|-------|--------|--|
| REP MARLO M. OAKS | 679 | 65.29% | |
| DEM NEIL A HANSEN | 240 | 23.08% | |
| UFP MILES POMEROY | 46 | 4.42% | |

UTAH SENATE DISTRICT 3

Vote For 1

| | TOTAL | VOTE % | |
|---------------------|-------|--------|--|
| REP JOHN D. JOHNSON | 664 | 63.85% | |
| DEM STACY BERNAL | 313 | 30.10% | |

UTAH HOUSE DISTRICT 7

Vote For 1

| | TOTAL | VOTE % | |
|--------------------|-------|--------|--|
| REP RYAN D. WILCOX | 757 | 72.79% | |

COUNTY COMMISSION SEAT C

Vote For 1

| | TOTAL | VOTE % | |
|------------------------|-------|--------|--|
| REP JIM HARVEY | 621 | 59.71% | |
| DEM STEVEN VAN WAGONER | 260 | 25.00% | |
| LIB BRIAN K ROWLEY | 85 | 8.17% | |

COUNTY ASSESSOR

Vote For 1

| | TOTAL | VOTE % | |
|----------------------|-------|--------|--|
| REP JOHN E. ULIBARRI | 795 | 76.44% | |

HAR04

COUNTY RECORDER / SURVEYOR

Vote For 1

| | TOTAL | VOTE % | |
|-----------------------|-------|--------|---|
| REP BAHY RAHIMZADEGAN | 780 | 75.00% |  |


COUNTY TREASURER

Vote For 1

| | TOTAL | VOTE % | |
|--------------------|-------|--------|---|
| REP LYNELLE JENSEN | 812 | 78.08% |  |

MATTHEW B. DURRANT

Vote For 1

| | TOTAL | VOTE % | |
|-----|-------|--------|---|
| Yes | 642 | 61.73% |  |
| No | 198 | 19.04% |  |

RYAN D. TENNEY

Vote For 1

| | TOTAL | VOTE % | |
|-----|-------|--------|--|
| Yes | 644 | 61.92% |  |
| No | 194 | 18.65% |  |

JOSEPH M. BEAN

Vote For 1

| | TOTAL | VOTE % | |
|-----|-------|--------|---|
| Yes | 627 | 60.29% |  |
| No | 198 | 19.04% |  |

RONALD G. RUSSELL

Vote For 1

| | TOTAL | VOTE % | |
|-----|-------|--------|---|
| Yes | 640 | 61.54% |  |
| No | 190 | 18.27% |  |


CRISTINA PATRICIA ORTEGA

Vote For 1

| | TOTAL | VOTE % | |
|-----|-------|--------|---|
| Yes | 637 | 61.25% |  |
| No | 199 | 19.13% |  |

CRAIG HALL

Vote For 1

| | TOTAL | VOTE % | |
|-----|-------|--------|---|
| Yes | 627 | 60.29% |  |
| No | 201 | 19.33% |  |

HAR04

MICHAEL DARIO DIREDA

Vote For 1

| | TOTAL | VOTE % | |
|-----|-------|--------|--|
| Yes | 643 | 61.83% | <div style="width: 61.83%;"><div style="width: 61.83%;"></div></div> |
| No | 201 | 19.33% | <div style="width: 19.33%;"><div style="width: 19.33%;"></div></div> |

TASHA WILLIAMS

Vote For 1

| | TOTAL | VOTE % | |
|-----|-------|--------|--|
| Yes | 655 | 62.98% | <div style="width: 62.98%;"><div style="width: 62.98%;"></div></div> |
| No | 183 | 17.60% | <div style="width: 17.60%;"><div style="width: 17.60%;"></div></div> |

TRENT D. NELSON

Vote For 1

| | TOTAL | VOTE % | |
|-----|-------|--------|--|
| Yes | 669 | 64.33% | <div style="width: 64.33%;"><div style="width: 64.33%;"></div></div> |
| No | 179 | 17.21% | <div style="width: 17.21%;"><div style="width: 17.21%;"></div></div> |

CONSTITUTIONAL AMENDMENT B

Vote For 1

| | TOTAL | VOTE % | |
|---------|-------|--------|--|
| For | 629 | 60.48% | <div style="width: 60.48%;"><div style="width: 60.48%;"></div></div> |
| Against | 342 | 32.88% | <div style="width: 32.88%;"><div style="width: 32.88%;"></div></div> |

CONSTITUTIONAL AMENDMENT C

Vote For 1

| | TOTAL | VOTE % | |
|---------|-------|--------|--|
| For | 823 | 79.13% | <div style="width: 79.13%;"><div style="width: 79.13%;"></div></div> |
| Against | 150 | 14.42% | <div style="width: 14.42%;"><div style="width: 14.42%;"></div></div> |

BALLOT PROPOSITION 19

Vote For 1

| | TOTAL | VOTE % | |
|-----|-------|--------|--|
| Yes | 615 | 59.13% | <div style="width: 59.13%;"><div style="width: 59.13%;"></div></div> |
| No | 375 | 36.06% | <div style="width: 36.06%;"><div style="width: 36.06%;"></div></div> |

HPR10

Statistics TOTAL

| | |
|---------------------------|--------|
| Registered Voters - Total | 69 |
| Ballots Cast - Total | 62 |
| Voter Turnout - Total | 89.86% |

U.S. PRESIDENT / VICE PRESIDENT

Vote For 1

| | TOTAL | VOTE % | |
|-----------------------|-------|--------|--|
| REP DONALD J. TRUMP | 50 | 80.65% | <div style="width: 80.65%;"><div style="width: 80.65%;"></div></div> |
| DEM KAMALA D. HARRIS | 7 | 11.29% | <div style="width: 11.29%;"><div style="width: 11.29%;"></div></div> |
| CORNEL RONALD WEST | 2 | 3.23% | <div style="width: 3.23%;"><div style="width: 3.23%;"></div></div> |
| CON JOEL SKOUSEN | 1 | 1.61% | <div style="width: 1.61%;"><div style="width: 1.61%;"></div></div> |
| LUCIFER "JUSTIN CASE" | 0 | 0.00% | <div style="width: 0.00%;"><div style="width: 0.00%;"></div></div> |
| GRN JILL STEIN | 0 | 0.00% | <div style="width: 0.00%;"><div style="width: 0.00%;"></div></div> |
| LIB CHASE OLIVER | 0 | 0.00% | <div style="width: 0.00%;"><div style="width: 0.00%;"></div></div> |
| CLAUDIA DE LA CRUZ | 0 | 0.00% | <div style="width: 0.00%;"><div style="width: 0.00%;"></div></div> |
| Write-In Totals | 2 | 3.23% | <div style="width: 3.23%;"><div style="width: 3.23%;"></div></div> |

U.S. SENATE

Vote For 1

| | TOTAL | VOTE % | |
|----------------------|-------|--------|--|
| REP JOHN CURTIS | 48 | 77.42% | <div style="width: 77.42%;"><div style="width: 77.42%;"></div></div> |
| IAP CARLTON E. BOWEN | 7 | 11.29% | <div style="width: 11.29%;"><div style="width: 11.29%;"></div></div> |
| DEM CAROLINE GLEICH | 5 | 8.06% | <div style="width: 8.06%;"><div style="width: 8.06%;"></div></div> |
| Write-In Totals | 2 | 3.23% | <div style="width: 3.23%;"><div style="width: 3.23%;"></div></div> |

U.S. HOUSE DISTRICT 1

Vote For 1

| | TOTAL | VOTE % | |
|----------------------|-------|--------|--|
| REP BLAKE D. MOORE | 53 | 85.48% | <div style="width: 85.48%;"><div style="width: 85.48%;"></div></div> |
| DEM BILL CAMPBELL | 6 | 9.68% | <div style="width: 9.68%;"><div style="width: 9.68%;"></div></div> |
| LIB DANIEL R. COTTAM | 3 | 4.84% | <div style="width: 4.84%;"><div style="width: 4.84%;"></div></div> |

GOVERNOR / LT. GOVERNOR

Vote For 1

| | TOTAL | VOTE % | |
|----------------------|-------|--------|--|
| REP SPENCER J. COX | 36 | 58.06% | <div style="width: 58.06%;"><div style="width: 58.06%;"></div></div> |
| DEM BRIAN SMITH KING | 7 | 11.29% | <div style="width: 11.29%;"><div style="width: 11.29%;"></div></div> |
| IAP TOMMY WILLIAMS | 2 | 3.23% | <div style="width: 3.23%;"><div style="width: 3.23%;"></div></div> |
| LIB J. ROBERT LATHAM | 2 | 3.23% | <div style="width: 3.23%;"><div style="width: 3.23%;"></div></div> |
| TOM TOMENY | 0 | 0.00% | <div style="width: 0.00%;"><div style="width: 0.00%;"></div></div> |
| Write-In Totals | 14 | 22.58% | <div style="width: 22.58%;"><div style="width: 22.58%;"></div></div> |

HPR10

ATTORNEY GENERAL

Vote For 1

| | TOTAL | VOTE % | |
|--------------------------|-------|--------|--|
| REP DEREK BROWN | 44 | 70.97% | <div style="width: 70.97%;"><div style="width: 70.97%;"></div></div> |
| UUP MICHELLE QUIST | 6 | 9.68% | <div style="width: 9.68%;"><div style="width: 9.68%;"></div></div> |
| DEM RUDY J BAUTISTA | 4 | 6.45% | <div style="width: 6.45%;"><div style="width: 6.45%;"></div></div> |
| LIB W. ANDREW MCCULLOUGH | 4 | 6.45% | <div style="width: 6.45%;"><div style="width: 6.45%;"></div></div> |
| AUSTIN HEPWORTH | 4 | 6.45% | <div style="width: 6.45%;"><div style="width: 6.45%;"></div></div> |

STATE AUDITOR AUDITOR

Vote For 1

| | TOTAL | VOTE % | |
|-----------------------|-------|--------|--|
| REP TINA CANNON | 50 | 80.65% | <div style="width: 80.65%;"><div style="width: 80.65%;"></div></div> |
| DEM CATHERINE VOUTAZ | 7 | 11.29% | <div style="width: 11.29%;"><div style="width: 11.29%;"></div></div> |
| CON JEFFREY L. OSTLER | 1 | 1.61% | <div style="width: 1.61%;"><div style="width: 1.61%;"></div></div> |

STATE TREASURER

Vote For 1

| | TOTAL | VOTE % | |
|-------------------|-------|--------|--|
| REP MARLO M. OAKS | 51 | 82.26% | <div style="width: 82.26%;"><div style="width: 82.26%;"></div></div> |
| DEM NEIL A HANSEN | 6 | 9.68% | <div style="width: 9.68%;"><div style="width: 9.68%;"></div></div> |
| UFP MILES POMEROY | 3 | 4.84% | <div style="width: 4.84%;"><div style="width: 4.84%;"></div></div> |

UTAH SENATE DISTRICT 4

Vote For 1

| | TOTAL | VOTE % | |
|--------------------------|-------|--------|--|
| REP CALVIN RAY MUSSELMAN | 49 | 79.03% | <div style="width: 79.03%;"><div style="width: 79.03%;"></div></div> |

UTAH HOUSE DISTRICT 12

Vote For 1

| | TOTAL | VOTE % | |
|-------------------|-------|--------|--|
| REP MIKE SCHULTZ | 57 | 91.94% | <div style="width: 91.94%;"><div style="width: 91.94%;"></div></div> |
| DEM SHARON HILTON | 5 | 8.06% | <div style="width: 8.06%;"><div style="width: 8.06%;"></div></div> |

COUNTY COMMISSION SEAT C

Vote For 1

| | TOTAL | VOTE % | |
|------------------------|-------|--------|--|
| REP JIM HARVEY | 49 | 79.03% | <div style="width: 79.03%;"><div style="width: 79.03%;"></div></div> |
| DEM STEVEN VAN WAGONER | 9 | 14.52% | <div style="width: 14.52%;"><div style="width: 14.52%;"></div></div> |
| LIB BRIAN K ROWLEY | 4 | 6.45% | <div style="width: 6.45%;"><div style="width: 6.45%;"></div></div> |

COUNTY ASSESSOR

Vote For 1

| | TOTAL | VOTE % | |
|----------------------|-------|--------|--|
| REP JOHN E. ULIBARRI | 58 | 93.55% | <div style="width: 93.55%;"><div style="width: 93.55%;"></div></div> |

HPR10

COUNTY RECORDER / SURVEYOR

Vote For 1

| | TOTAL | VOTE % | |
|-----------------------|-------|--------|---|
| REP BAHY RAHIMZADEGAN | 57 | 91.94% |  |

COUNTY TREASURER

Vote For 1

| | TOTAL | VOTE % | |
|--------------------|-------|--------|---|
| REP LYNELLE JENSEN | 58 | 93.55% |  |

WEBER SCHOOL BOARD DISTRICT 4

Vote For 1

| | TOTAL | VOTE % | |
|------------------|-------|--------|---|
| PAUL J. WIDDISON | 57 | 91.94% |  |

MATTHEW B. DURRANT

Vote For 1

| | TOTAL | VOTE % | |
|-----|-------|--------|---|
| Yes | 36 | 58.06% |  |
| No | 12 | 19.35% |  |

RYAN D. TENNEY

Vote For 1

| | TOTAL | VOTE % | |
|-----|-------|--------|---|
| Yes | 37 | 59.68% |  |
| No | 9 | 14.52% |  |

JOSEPH M. BEAN

Vote For 1

| | TOTAL | VOTE % | |
|-----|-------|--------|---|
| Yes | 38 | 61.29% |  |
| No | 10 | 16.13% |  |

RONALD G. RUSSELL

Vote For 1

| | TOTAL | VOTE % | |
|-----|-------|--------|---|
| Yes | 39 | 62.90% |  |
| No | 9 | 14.52% |  |

CRISTINA PATRICIA ORTEGA

Vote For 1

| | TOTAL | VOTE % | |
|-----|-------|--------|---|
| Yes | 37 | 59.68% |  |
| No | 11 | 17.74% |  |

HPR10

CRAIG HALL

Vote For 1

| | TOTAL | VOTE % | |
|-----|-------|--------|---|
| Yes | 35 | 56.45% |  |
| No | 13 | 20.97% |  |

MICHAEL DARIO DIREDA

Vote For 1

| | TOTAL | VOTE % | |
|-----|-------|--------|---|
| Yes | 37 | 59.68% |  |
| No | 11 | 17.74% |  |

TASHA WILLIAMS

Vote For 1

| | TOTAL | VOTE % | |
|-----|-------|--------|---|
| Yes | 38 | 61.29% |  |
| No | 10 | 16.13% |  |

CONSTITUTIONAL AMENDMENT B

Vote For 1

| | TOTAL | VOTE % | |
|---------|-------|--------|---|
| For | 37 | 59.68% |  |
| Against | 22 | 35.48% |  |

CONSTITUTIONAL AMENDMENT C

Vote For 1

| | TOTAL | VOTE % | |
|---------|-------|--------|---|
| For | 50 | 80.65% |  |
| Against | 11 | 17.74% |  |

BALLOT PROPOSITION 19

Vote For 1

| | TOTAL | VOTE % | |
|-----|-------|--------|---|
| Yes | 42 | 67.74% |  |
| No | 19 | 30.65% |  |

HPR11

Statistics TOTAL

| | |
|---------------------------|--------|
| Registered Voters - Total | 747 |
| Ballots Cast - Total | 676 |
| Voter Turnout - Total | 90.50% |

U.S. PRESIDENT / VICE PRESIDENT

Vote For 1

| | TOTAL | VOTE % | |
|-----------------------|-------|--------|---|
| REP DONALD J. TRUMP | 516 | 76.33% | <div style="width: 76.33%; height: 10px; background-color: #ffc107;"></div> |
| DEM KAMALA D. HARRIS | 121 | 17.90% | <div style="width: 17.90%; height: 10px; background-color: #6c757d;"></div> |
| LIB CHASE OLIVER | 9 | 1.33% | <div style="width: 1.33%; height: 10px; background-color: #6c757d;"></div> |
| CON JOEL SKOUSEN | 7 | 1.04% | <div style="width: 1.04%; height: 10px; background-color: #6c757d;"></div> |
| GRN JILL STEIN | 2 | 0.30% | <div style="width: 0.30%; height: 10px; background-color: #6c757d;"></div> |
| LUCIFER "JUSTIN CASE" | 1 | 0.15% | <div style="width: 0.15%; height: 10px; background-color: #6c757d;"></div> |
| CLAUDIA DE LA CRUZ | 1 | 0.15% | <div style="width: 0.15%; height: 10px; background-color: #6c757d;"></div> |
| CORNEL RONALD WEST | 0 | 0.00% | <div style="width: 0.00%; height: 10px; background-color: #6c757d;"></div> |
| Write-In Totals | 12 | 1.78% | <div style="width: 1.78%; height: 10px; background-color: #6c757d;"></div> |

U.S. SENATE

Vote For 1

| | TOTAL | VOTE % | |
|----------------------|-------|--------|---|
| REP JOHN CURTIS | 502 | 74.26% | <div style="width: 74.26%; height: 10px; background-color: #ffc107;"></div> |
| DEM CAROLINE GLEICH | 88 | 13.02% | <div style="width: 13.02%; height: 10px; background-color: #6c757d;"></div> |
| IAP CARLTON E. BOWEN | 54 | 7.99% | <div style="width: 7.99%; height: 10px; background-color: #6c757d;"></div> |
| Write-In Totals | 9 | 1.33% | <div style="width: 1.33%; height: 10px; background-color: #6c757d;"></div> |

U.S. HOUSE DISTRICT 1

Vote For 1

| | TOTAL | VOTE % | |
|----------------------|-------|--------|---|
| REP BLAKE D. MOORE | 533 | 78.85% | <div style="width: 78.85%; height: 10px; background-color: #ffc107;"></div> |
| DEM BILL CAMPBELL | 98 | 14.50% | <div style="width: 14.50%; height: 10px; background-color: #6c757d;"></div> |
| LIB DANIEL R. COTTAM | 19 | 2.81% | <div style="width: 2.81%; height: 10px; background-color: #6c757d;"></div> |

GOVERNOR / LT. GOVERNOR

Vote For 1

| | TOTAL | VOTE % | |
|----------------------|-------|--------|---|
| REP SPENCER J. COX | 427 | 63.17% | <div style="width: 63.17%; height: 10px; background-color: #ffc107;"></div> |
| DEM BRIAN SMITH KING | 74 | 10.95% | <div style="width: 10.95%; height: 10px; background-color: #6c757d;"></div> |
| LIB J. ROBERT LATHAM | 20 | 2.96% | <div style="width: 2.96%; height: 10px; background-color: #6c757d;"></div> |
| IAP TOMMY WILLIAMS | 13 | 1.92% | <div style="width: 1.92%; height: 10px; background-color: #6c757d;"></div> |
| TOM TOMENY | 2 | 0.30% | <div style="width: 0.30%; height: 10px; background-color: #6c757d;"></div> |
| Write-In Totals | 127 | 18.79% | <div style="width: 18.79%; height: 10px; background-color: #6c757d;"></div> |

HPR11

ATTORNEY GENERAL

Vote For 1

| | TOTAL | VOTE % | |
|--------------------------|-------|--------|--|
| REP DEREK BROWN | 459 | 67.90% | <div style="width: 67.90%;"><div style="width: 67.90%;"></div></div> |
| DEM RUDY J BAUTISTA | 94 | 13.91% | <div style="width: 13.91%;"><div style="width: 13.91%;"></div></div> |
| UUP MICHELLE QUIST | 38 | 5.62% | <div style="width: 5.62%;"><div style="width: 5.62%;"></div></div> |
| AUSTIN HEPWORTH | 27 | 3.99% | <div style="width: 3.99%;"><div style="width: 3.99%;"></div></div> |
| LIB W. ANDREW MCCULLOUGH | 23 | 3.40% | <div style="width: 3.40%;"><div style="width: 3.40%;"></div></div> |

STATE AUDITOR AUDITOR

Vote For 1

| | TOTAL | VOTE % | |
|-----------------------|-------|--------|--|
| REP TINA CANNON | 508 | 75.15% | <div style="width: 75.15%;"><div style="width: 75.15%;"></div></div> |
| DEM CATHERINE VOUTAZ | 89 | 13.17% | <div style="width: 13.17%;"><div style="width: 13.17%;"></div></div> |
| CON JEFFREY L. OSTLER | 40 | 5.92% | <div style="width: 5.92%;"><div style="width: 5.92%;"></div></div> |

STATE TREASURER

Vote For 1

| | TOTAL | VOTE % | |
|-------------------|-------|--------|--|
| REP MARLO M. OAKS | 518 | 76.63% | <div style="width: 76.63%;"><div style="width: 76.63%;"></div></div> |
| DEM NEIL A HANSEN | 96 | 14.20% | <div style="width: 14.20%;"><div style="width: 14.20%;"></div></div> |
| UFP MILES POMEROY | 24 | 3.55% | <div style="width: 3.55%;"><div style="width: 3.55%;"></div></div> |

UTAH SENATE DISTRICT 4

Vote For 1

| | TOTAL | VOTE % | |
|--------------------------|-------|--------|--|
| REP CALVIN RAY MUSSELMAN | 463 | 68.49% | <div style="width: 68.49%;"><div style="width: 68.49%;"></div></div> |

UTAH HOUSE DISTRICT 12

Vote For 1

| | TOTAL | VOTE % | |
|-------------------|-------|--------|--|
| REP MIKE SCHULTZ | 502 | 74.26% | <div style="width: 74.26%;"><div style="width: 74.26%;"></div></div> |
| DEM SHARON HILTON | 150 | 22.19% | <div style="width: 22.19%;"><div style="width: 22.19%;"></div></div> |

COUNTY COMMISSION SEAT C

Vote For 1

| | TOTAL | VOTE % | |
|------------------------|-------|--------|--|
| REP JIM HARVEY | 472 | 69.82% | <div style="width: 69.82%;"><div style="width: 69.82%;"></div></div> |
| DEM STEVEN VAN WAGONER | 137 | 20.27% | <div style="width: 20.27%;"><div style="width: 20.27%;"></div></div> |
| LIB BRIAN K ROWLEY | 32 | 4.73% | <div style="width: 4.73%;"><div style="width: 4.73%;"></div></div> |

COUNTY ASSESSOR

Vote For 1

| | TOTAL | VOTE % | |
|----------------------|-------|--------|--|
| REP JOHN E. ULIBARRI | 542 | 80.18% | <div style="width: 80.18%;"><div style="width: 80.18%;"></div></div> |

HPR11

COUNTY RECORDER / SURVEYOR

Vote For 1

| | TOTAL | VOTE % | |
|-----------------------|-------|--------|--|
| REP BAHY RAHIMZADEGAN | 530 | 78.40% | |

COUNTY TREASURER

Vote For 1

| | TOTAL | VOTE % | |
|--------------------|-------|--------|--|
| REP LYNELLE JENSEN | 543 | 80.33% | |

WEBER SCHOOL BOARD DISTRICT 4

Vote For 1

| | TOTAL | VOTE % | |
|------------------|-------|--------|--|
| PAUL J. WIDDISON | 542 | 80.18% | |

MATTHEW B. DURRANT

Vote For 1

| | TOTAL | VOTE % | |
|-----|-------|--------|--|
| Yes | 407 | 60.21% | |
| No | 128 | 18.93% | |

RYAN D. TENNEY

Vote For 1

| | TOTAL | VOTE % | |
|-----|-------|--------|--|
| Yes | 402 | 59.47% | |
| No | 131 | 19.38% | |

JOSEPH M. BEAN

Vote For 1

| | TOTAL | VOTE % | |
|-----|-------|--------|--|
| Yes | 389 | 57.54% | |
| No | 139 | 20.56% | |

RONALD G. RUSSELL

Vote For 1

| | TOTAL | VOTE % | |
|-----|-------|--------|--|
| Yes | 404 | 59.76% | |
| No | 128 | 18.93% | |

CRISTINA PATRICIA ORTEGA

Vote For 1

| | TOTAL | VOTE % | |
|-----|-------|--------|--|
| Yes | 381 | 56.36% | |
| No | 148 | 21.89% | |

HPR11

CRAIG HALL

Vote For 1

| | TOTAL | VOTE % | |
|-----|-------|--------|---|
| Yes | 385 | 56.95% |  |
| No | 138 | 20.41% |  |

MICHAEL DARIO DIREDA

Vote For 1

| | TOTAL | VOTE % | |
|-----|-------|--------|---|
| Yes | 408 | 60.36% |  |
| No | 128 | 18.93% |  |

TASHA WILLIAMS

Vote For 1

| | TOTAL | VOTE % | |
|-----|-------|--------|---|
| Yes | 407 | 60.21% |  |
| No | 127 | 18.79% |  |

CONSTITUTIONAL AMENDMENT B

Vote For 1

| | TOTAL | VOTE % | |
|---------|-------|--------|---|
| For | 368 | 54.44% |  |
| Against | 256 | 37.87% |  |

CONSTITUTIONAL AMENDMENT C

Vote For 1

| | TOTAL | VOTE % | |
|---------|-------|--------|---|
| For | 493 | 72.93% |  |
| Against | 135 | 19.97% |  |

BALLOT PROPOSITION 19

Vote For 1

| | TOTAL | VOTE % | |
|-----|-------|--------|---|
| Yes | 337 | 49.85% |  |
| No | 293 | 43.34% |  |

HPR12

Statistics TOTAL

| | |
|---------------------------|--------|
| Registered Voters - Total | 1,014 |
| Ballots Cast - Total | 858 |
| Voter Turnout - Total | 84.62% |

U.S. PRESIDENT / VICE PRESIDENT

Vote For 1

| | TOTAL | VOTE % | |
|-----------------------|-------|--------|---|
| REP DONALD J. TRUMP | 643 | 74.94% | <div style="width: 74.94%; height: 10px; background-color: #f0e68c;"></div> |
| DEM KAMALA D. HARRIS | 174 | 20.28% | <div style="width: 20.28%; height: 10px; background-color: #f0e68c;"></div> |
| LIB CHASE OLIVER | 11 | 1.28% | <div style="width: 1.28%; height: 10px; background-color: #f0e68c;"></div> |
| CLAUDIA DE LA CRUZ | 4 | 0.47% | <div style="width: 0.47%; height: 10px; background-color: #f0e68c;"></div> |
| CORNEL RONALD WEST | 3 | 0.35% | <div style="width: 0.35%; height: 10px; background-color: #f0e68c;"></div> |
| GRN JILL STEIN | 3 | 0.35% | <div style="width: 0.35%; height: 10px; background-color: #f0e68c;"></div> |
| CON JOEL SKOUSEN | 2 | 0.23% | <div style="width: 0.23%; height: 10px; background-color: #f0e68c;"></div> |
| LUCIFER "JUSTIN CASE" | 1 | 0.12% | <div style="width: 0.12%; height: 10px; background-color: #f0e68c;"></div> |
| Write-In Totals | 7 | 0.82% | <div style="width: 0.82%; height: 10px; background-color: #f0e68c;"></div> |

U.S. SENATE

Vote For 1

| | TOTAL | VOTE % | |
|----------------------|-------|--------|---|
| REP JOHN CURTIS | 624 | 72.73% | <div style="width: 72.73%; height: 10px; background-color: #f0e68c;"></div> |
| DEM CAROLINE GLEICH | 137 | 15.97% | <div style="width: 15.97%; height: 10px; background-color: #f0e68c;"></div> |
| IAP CARLTON E. BOWEN | 47 | 5.48% | <div style="width: 5.48%; height: 10px; background-color: #f0e68c;"></div> |
| Write-In Totals | 15 | 1.75% | <div style="width: 1.75%; height: 10px; background-color: #f0e68c;"></div> |

U.S. HOUSE DISTRICT 1

Vote For 1

| | TOTAL | VOTE % | |
|----------------------|-------|--------|---|
| REP BLAKE D. MOORE | 614 | 71.56% | <div style="width: 71.56%; height: 10px; background-color: #f0e68c;"></div> |
| DEM BILL CAMPBELL | 138 | 16.08% | <div style="width: 16.08%; height: 10px; background-color: #f0e68c;"></div> |
| LIB DANIEL R. COTTAM | 41 | 4.78% | <div style="width: 4.78%; height: 10px; background-color: #f0e68c;"></div> |

GOVERNOR / LT. GOVERNOR

Vote For 1

| | TOTAL | VOTE % | |
|----------------------|-------|--------|---|
| REP SPENCER J. COX | 512 | 59.67% | <div style="width: 59.67%; height: 10px; background-color: #f0e68c;"></div> |
| DEM BRIAN SMITH KING | 115 | 13.40% | <div style="width: 13.40%; height: 10px; background-color: #f0e68c;"></div> |
| LIB J. ROBERT LATHAM | 17 | 1.98% | <div style="width: 1.98%; height: 10px; background-color: #f0e68c;"></div> |
| IAP TOMMY WILLIAMS | 12 | 1.40% | <div style="width: 1.40%; height: 10px; background-color: #f0e68c;"></div> |
| TOM TOMENY | 4 | 0.47% | <div style="width: 0.47%; height: 10px; background-color: #f0e68c;"></div> |
| Write-In Totals | 174 | 20.28% | <div style="width: 20.28%; height: 10px; background-color: #f0e68c;"></div> |

HPR12

ATTORNEY GENERAL

Vote For 1

| | TOTAL | VOTE % | |
|--------------------------|-------|--------|--|
| REP DEREK BROWN | 595 | 69.35% | <div style="width: 69.35%;"><div style="width: 69.35%;"></div></div> |
| DEM RUDY J BAUTISTA | 128 | 14.92% | <div style="width: 14.92%;"><div style="width: 14.92%;"></div></div> |
| LIB W. ANDREW MCCULLOUGH | 35 | 4.08% | <div style="width: 4.08%;"><div style="width: 4.08%;"></div></div> |
| UUP MICHELLE QUIST | 34 | 3.96% | <div style="width: 3.96%;"><div style="width: 3.96%;"></div></div> |
| AUSTIN HEPWORTH | 17 | 1.98% | <div style="width: 1.98%;"><div style="width: 1.98%;"></div></div> |

STATE AUDITOR AUDITOR

Vote For 1

| | TOTAL | VOTE % | |
|-----------------------|-------|--------|--|
| REP TINA CANNON | 616 | 71.79% | <div style="width: 71.79%;"><div style="width: 71.79%;"></div></div> |
| DEM CATHERINE VOUTAZ | 126 | 14.69% | <div style="width: 14.69%;"><div style="width: 14.69%;"></div></div> |
| CON JEFFREY L. OSTLER | 47 | 5.48% | <div style="width: 5.48%;"><div style="width: 5.48%;"></div></div> |

STATE TREASURER

Vote For 1

| | TOTAL | VOTE % | |
|-------------------|-------|--------|--|
| REP MARLO M. OAKS | 616 | 71.79% | <div style="width: 71.79%;"><div style="width: 71.79%;"></div></div> |
| DEM NEIL A HANSEN | 142 | 16.55% | <div style="width: 16.55%;"><div style="width: 16.55%;"></div></div> |
| UFP MILES POMEROY | 27 | 3.15% | <div style="width: 3.15%;"><div style="width: 3.15%;"></div></div> |

UTAH SENATE DISTRICT 4

Vote For 1

| | TOTAL | VOTE % | |
|--------------------------|-------|--------|--|
| REP CALVIN RAY MUSSELMAN | 582 | 67.83% | <div style="width: 67.83%;"><div style="width: 67.83%;"></div></div> |

UTAH HOUSE DISTRICT 12

Vote For 1

| | TOTAL | VOTE % | |
|-------------------|-------|--------|--|
| REP MIKE SCHULTZ | 619 | 72.14% | <div style="width: 72.14%;"><div style="width: 72.14%;"></div></div> |
| DEM SHARON HILTON | 194 | 22.61% | <div style="width: 22.61%;"><div style="width: 22.61%;"></div></div> |

COUNTY COMMISSION SEAT C

Vote For 1

| | TOTAL | VOTE % | |
|------------------------|-------|--------|--|
| REP JIM HARVEY | 572 | 66.67% | <div style="width: 66.67%;"><div style="width: 66.67%;"></div></div> |
| DEM STEVEN VAN WAGONER | 184 | 21.45% | <div style="width: 21.45%;"><div style="width: 21.45%;"></div></div> |
| LIB BRIAN K ROWLEY | 54 | 6.29% | <div style="width: 6.29%;"><div style="width: 6.29%;"></div></div> |

COUNTY ASSESSOR

Vote For 1

| | TOTAL | VOTE % | |
|----------------------|-------|--------|--|
| REP JOHN E. ULIBARRI | 671 | 78.21% | <div style="width: 78.21%;"><div style="width: 78.21%;"></div></div> |

HPR12

COUNTY RECORDER / SURVEYOR

Vote For 1

| | TOTAL | VOTE % | |
|-----------------------|-------|--------|--|
| REP BAHY RAHIMZADEGAN | 649 | 75.64% | <div style="width: 75.64%;"><div style="width: 75.64%;"></div></div> |

COUNTY TREASURER

Vote For 1

| | TOTAL | VOTE % | |
|--------------------|-------|--------|--|
| REP LYNELLE JENSEN | 666 | 77.62% | <div style="width: 77.62%;"><div style="width: 77.62%;"></div></div> |

WEBER SCHOOL BOARD DISTRICT 4

Vote For 1

| | TOTAL | VOTE % | |
|------------------|-------|--------|--|
| PAUL J. WIDDISON | 644 | 75.06% | <div style="width: 75.06%;"><div style="width: 75.06%;"></div></div> |

MATTHEW B. DURRANT

Vote For 1

| | TOTAL | VOTE % | |
|-----|-------|--------|--|
| Yes | 537 | 62.59% | <div style="width: 62.59%;"><div style="width: 62.59%;"></div></div> |
| No | 156 | 18.18% | <div style="width: 18.18%;"><div style="width: 18.18%;"></div></div> |

RYAN D. TENNEY

Vote For 1

| | TOTAL | VOTE % | |
|-----|-------|--------|--|
| Yes | 509 | 59.32% | <div style="width: 59.32%;"><div style="width: 59.32%;"></div></div> |
| No | 172 | 20.05% | <div style="width: 20.05%;"><div style="width: 20.05%;"></div></div> |

JOSEPH M. BEAN

Vote For 1

| | TOTAL | VOTE % | |
|-----|-------|--------|--|
| Yes | 507 | 59.09% | <div style="width: 59.09%;"><div style="width: 59.09%;"></div></div> |
| No | 177 | 20.63% | <div style="width: 20.63%;"><div style="width: 20.63%;"></div></div> |

RONALD G. RUSSELL

Vote For 1

| | TOTAL | VOTE % | |
|-----|-------|--------|--|
| Yes | 525 | 61.19% | <div style="width: 61.19%;"><div style="width: 61.19%;"></div></div> |
| No | 159 | 18.53% | <div style="width: 18.53%;"><div style="width: 18.53%;"></div></div> |

CRISTINA PATRICIA ORTEGA

Vote For 1

| | TOTAL | VOTE % | |
|-----|-------|--------|--|
| Yes | 486 | 56.64% | <div style="width: 56.64%;"><div style="width: 56.64%;"></div></div> |
| No | 201 | 23.43% | <div style="width: 23.43%;"><div style="width: 23.43%;"></div></div> |

HPR12

CRAIG HALL

Vote For 1

| | TOTAL | VOTE % | |
|-----|-------|--------|---|
| Yes | 482 | 56.18% |  |
| No | 194 | 22.61% |  |

MICHAEL DARIO DIREDA

Vote For 1

| | TOTAL | VOTE % | |
|-----|-------|--------|---|
| Yes | 525 | 61.19% |  |
| No | 162 | 18.88% |  |

TASHA WILLIAMS

Vote For 1

| | TOTAL | VOTE % | |
|-----|-------|--------|---|
| Yes | 528 | 61.54% |  |
| No | 158 | 18.41% |  |

CONSTITUTIONAL AMENDMENT B

Vote For 1

| | TOTAL | VOTE % | |
|---------|-------|--------|---|
| For | 443 | 51.63% |  |
| Against | 331 | 38.58% |  |

CONSTITUTIONAL AMENDMENT C

Vote For 1

| | TOTAL | VOTE % | |
|---------|-------|--------|---|
| For | 663 | 77.27% |  |
| Against | 130 | 15.15% |  |

BALLOT PROPOSITION 19

Vote For 1

| | TOTAL | VOTE % | |
|-----|-------|--------|---|
| Yes | 448 | 52.21% |  |
| No | 353 | 41.14% |  |

HPR20

Statistics TOTAL

| | |
|---------------------------|--------|
| Registered Voters - Total | 480 |
| Ballots Cast - Total | 416 |
| Voter Turnout - Total | 86.67% |

U.S. PRESIDENT / VICE PRESIDENT

Vote For 1

| | TOTAL | VOTE % | |
|-----------------------|-------|--------|---|
| REP DONALD J. TRUMP | 341 | 81.97% | <div style="width: 81.97%; height: 10px; background-color: #f0e68c;"></div> |
| DEM KAMALA D. HARRIS | 62 | 14.90% | <div style="width: 14.90%; height: 10px; background-color: #d9d9d9;"></div> |
| LIB CHASE OLIVER | 3 | 0.72% | <div style="width: 0.72%; height: 10px; background-color: #d9d9d9;"></div> |
| CORNEL RONALD WEST | 1 | 0.24% | <div style="width: 0.24%; height: 10px; background-color: #d9d9d9;"></div> |
| GRN JILL STEIN | 1 | 0.24% | <div style="width: 0.24%; height: 10px; background-color: #d9d9d9;"></div> |
| LUCIFER "JUSTIN CASE" | 0 | 0.00% | <div style="width: 0.00%; height: 10px; background-color: #d9d9d9;"></div> |
| CON JOEL SKOUSEN | 0 | 0.00% | <div style="width: 0.00%; height: 10px; background-color: #d9d9d9;"></div> |
| CLAUDIA DE LA CRUZ | 0 | 0.00% | <div style="width: 0.00%; height: 10px; background-color: #d9d9d9;"></div> |
| Write-In Totals | 3 | 0.72% | <div style="width: 0.72%; height: 10px; background-color: #d9d9d9;"></div> |

U.S. SENATE

Vote For 1

| | TOTAL | VOTE % | |
|----------------------|-------|--------|---|
| REP JOHN CURTIS | 308 | 74.04% | <div style="width: 74.04%; height: 10px; background-color: #f0e68c;"></div> |
| DEM CAROLINE GLEICH | 56 | 13.46% | <div style="width: 13.46%; height: 10px; background-color: #d9d9d9;"></div> |
| IAP CARLTON E. BOWEN | 25 | 6.01% | <div style="width: 6.01%; height: 10px; background-color: #d9d9d9;"></div> |
| Write-In Totals | 5 | 1.20% | <div style="width: 1.20%; height: 10px; background-color: #d9d9d9;"></div> |

U.S. HOUSE DISTRICT 1

Vote For 1

| | TOTAL | VOTE % | |
|----------------------|-------|--------|---|
| REP BLAKE D. MOORE | 328 | 78.85% | <div style="width: 78.85%; height: 10px; background-color: #f0e68c;"></div> |
| DEM BILL CAMPBELL | 54 | 12.98% | <div style="width: 12.98%; height: 10px; background-color: #d9d9d9;"></div> |
| LIB DANIEL R. COTTAM | 15 | 3.61% | <div style="width: 3.61%; height: 10px; background-color: #d9d9d9;"></div> |

GOVERNOR / LT. GOVERNOR

Vote For 1

| | TOTAL | VOTE % | |
|----------------------|-------|--------|---|
| REP SPENCER J. COX | 237 | 56.97% | <div style="width: 56.97%; height: 10px; background-color: #f0e68c;"></div> |
| DEM BRIAN SMITH KING | 58 | 13.94% | <div style="width: 13.94%; height: 10px; background-color: #d9d9d9;"></div> |
| IAP TOMMY WILLIAMS | 12 | 2.88% | <div style="width: 2.88%; height: 10px; background-color: #d9d9d9;"></div> |
| LIB J. ROBERT LATHAM | 7 | 1.68% | <div style="width: 1.68%; height: 10px; background-color: #d9d9d9;"></div> |
| TOM TOMENY | 2 | 0.48% | <div style="width: 0.48%; height: 10px; background-color: #d9d9d9;"></div> |
| Write-In Totals | 88 | 21.15% | <div style="width: 21.15%; height: 10px; background-color: #d9d9d9;"></div> |

HPR20

ATTORNEY GENERAL

Vote For 1

| | TOTAL | VOTE % | |
|--------------------------|-------|--------|--|
| REP DEREK BROWN | 306 | 73.56% | <div style="width: 73.56%;"><div style="width: 73.56%;"></div></div> |
| DEM RUDY J BAUTISTA | 50 | 12.02% | <div style="width: 12.02%;"><div style="width: 12.02%;"></div></div> |
| UUP MICHELLE QUIST | 18 | 4.33% | <div style="width: 4.33%;"><div style="width: 4.33%;"></div></div> |
| LIB W. ANDREW MCCULLOUGH | 11 | 2.64% | <div style="width: 2.64%;"><div style="width: 2.64%;"></div></div> |
| AUSTIN HEPWORTH | 8 | 1.92% | <div style="width: 1.92%;"><div style="width: 1.92%;"></div></div> |

STATE AUDITOR AUDITOR

Vote For 1

| | TOTAL | VOTE % | |
|-----------------------|-------|--------|--|
| REP TINA CANNON | 317 | 76.20% | <div style="width: 76.20%;"><div style="width: 76.20%;"></div></div> |
| DEM CATHERINE VOUTAZ | 51 | 12.26% | <div style="width: 12.26%;"><div style="width: 12.26%;"></div></div> |
| CON JEFFREY L. OSTLER | 22 | 5.29% | <div style="width: 5.29%;"><div style="width: 5.29%;"></div></div> |

STATE TREASURER

Vote For 1

| | TOTAL | VOTE % | |
|-------------------|-------|--------|--|
| REP MARLO M. OAKS | 326 | 78.37% | <div style="width: 78.37%;"><div style="width: 78.37%;"></div></div> |
| DEM NEIL A HANSEN | 46 | 11.06% | <div style="width: 11.06%;"><div style="width: 11.06%;"></div></div> |
| UFP MILES POMEROY | 14 | 3.37% | <div style="width: 3.37%;"><div style="width: 3.37%;"></div></div> |

UTAH SENATE DISTRICT 4

Vote For 1

| | TOTAL | VOTE % | |
|--------------------------|-------|--------|--|
| REP CALVIN RAY MUSSELMAN | 303 | 72.84% | <div style="width: 72.84%;"><div style="width: 72.84%;"></div></div> |

UTAH HOUSE DISTRICT 12

Vote For 1

| | TOTAL | VOTE % | |
|-------------------|-------|--------|--|
| REP MIKE SCHULTZ | 334 | 80.29% | <div style="width: 80.29%;"><div style="width: 80.29%;"></div></div> |
| DEM SHARON HILTON | 60 | 14.42% | <div style="width: 14.42%;"><div style="width: 14.42%;"></div></div> |

COUNTY COMMISSION SEAT C

Vote For 1

| | TOTAL | VOTE % | |
|------------------------|-------|--------|--|
| REP JIM HARVEY | 301 | 72.36% | <div style="width: 72.36%;"><div style="width: 72.36%;"></div></div> |
| DEM STEVEN VAN WAGONER | 75 | 18.03% | <div style="width: 18.03%;"><div style="width: 18.03%;"></div></div> |
| LIB BRIAN K ROWLEY | 23 | 5.53% | <div style="width: 5.53%;"><div style="width: 5.53%;"></div></div> |

COUNTY ASSESSOR

Vote For 1

| | TOTAL | VOTE % | |
|----------------------|-------|--------|--|
| REP JOHN E. ULIBARRI | 341 | 81.97% | <div style="width: 81.97%;"><div style="width: 81.97%;"></div></div> |

HPR20

COUNTY RECORDER / SURVEYOR

Vote For 1

| | TOTAL | VOTE % | |
|-----------------------|-------|--------|---|
| REP BAHY RAHIMZADEGAN | 340 | 81.73% |  |

COUNTY TREASURER

Vote For 1

| | TOTAL | VOTE % | |
|--------------------|-------|--------|---|
| REP LYNELLE JENSEN | 346 | 83.17% |  |

WEBER SCHOOL BOARD DISTRICT 4

Vote For 1

| | TOTAL | VOTE % | |
|------------------|-------|--------|---|
| PAUL J. WIDDISON | 330 | 79.33% |  |

MATTHEW B. DURRANT

Vote For 1

| | TOTAL | VOTE % | |
|-----|-------|--------|---|
| Yes | 256 | 61.54% |  |
| No | 77 | 18.51% |  |

RYAN D. TENNEY

Vote For 1

| | TOTAL | VOTE % | |
|-----|-------|--------|---|
| Yes | 257 | 61.78% |  |
| No | 71 | 17.07% |  |

JOSEPH M. BEAN

Vote For 1

| | TOTAL | VOTE % | |
|-----|-------|--------|---|
| Yes | 251 | 60.34% |  |
| No | 78 | 18.75% |  |

RONALD G. RUSSELL

Vote For 1

| | TOTAL | VOTE % | |
|-----|-------|--------|---|
| Yes | 261 | 62.74% |  |
| No | 71 | 17.07% |  |

CRISTINA PATRICIA ORTEGA

Vote For 1

| | TOTAL | VOTE % | |
|-----|-------|--------|---|
| Yes | 243 | 58.41% |  |
| No | 87 | 20.91% |  |

HPR20

CRAIG HALL

Vote For 1

| | TOTAL | VOTE % | |
|-----|-------|--------|---|
| Yes | 247 | 59.38% |  |
| No | 84 | 20.19% |  |

MICHAEL DARIO DIREDA

Vote For 1

| | TOTAL | VOTE % | |
|-----|-------|--------|---|
| Yes | 254 | 61.06% |  |
| No | 76 | 18.27% |  |

TASHA WILLIAMS

Vote For 1

| | TOTAL | VOTE % | |
|-----|-------|--------|---|
| Yes | 253 | 60.82% |  |
| No | 77 | 18.51% |  |

CONSTITUTIONAL AMENDMENT B

Vote For 1

| | TOTAL | VOTE % | |
|---------|-------|--------|---|
| For | 228 | 54.81% |  |
| Against | 147 | 35.34% |  |

CONSTITUTIONAL AMENDMENT C

Vote For 1

| | TOTAL | VOTE % | |
|---------|-------|--------|---|
| For | 323 | 77.64% |  |
| Against | 58 | 13.94% |  |

BALLOT PROPOSITION 19

Vote For 1

| | TOTAL | VOTE % | |
|-----|-------|--------|---|
| Yes | 199 | 47.84% |  |
| No | 183 | 43.99% |  |

HPR21

Statistics TOTAL

| | |
|---------------------------|--------|
| Registered Voters - Total | 871 |
| Ballots Cast - Total | 787 |
| Voter Turnout - Total | 90.36% |

U.S. PRESIDENT / VICE PRESIDENT

Vote For 1

| | TOTAL | VOTE % | |
|-----------------------|-------|--------|---|
| REP DONALD J. TRUMP | 623 | 79.16% | <div style="width: 79.16%; height: 10px; background-color: #f0e68c;"></div> |
| DEM KAMALA D. HARRIS | 138 | 17.53% | <div style="width: 17.53%; height: 10px; background-color: #d9d9d9;"></div> |
| GRN JILL STEIN | 4 | 0.51% | <div style="width: 0.51%; height: 10px; background-color: #d9d9d9;"></div> |
| CON JOEL SKOUSEN | 3 | 0.38% | <div style="width: 0.38%; height: 10px; background-color: #d9d9d9;"></div> |
| LIB CHASE OLIVER | 3 | 0.38% | <div style="width: 0.38%; height: 10px; background-color: #d9d9d9;"></div> |
| LUCIFER "JUSTIN CASE" | 2 | 0.25% | <div style="width: 0.25%; height: 10px; background-color: #d9d9d9;"></div> |
| CORNEL RONALD WEST | 1 | 0.13% | <div style="width: 0.13%; height: 10px; background-color: #d9d9d9;"></div> |
| CLAUDIA DE LA CRUZ | 0 | 0.00% | <div style="width: 0.00%; height: 10px; background-color: #d9d9d9;"></div> |
| Write-In Totals | 5 | 0.64% | <div style="width: 0.64%; height: 10px; background-color: #d9d9d9;"></div> |

U.S. SENATE

Vote For 1

| | TOTAL | VOTE % | |
|----------------------|-------|--------|---|
| REP JOHN CURTIS | 598 | 75.98% | <div style="width: 75.98%; height: 10px; background-color: #f0e68c;"></div> |
| DEM CAROLINE GLEICH | 117 | 14.87% | <div style="width: 14.87%; height: 10px; background-color: #d9d9d9;"></div> |
| IAP CARLTON E. BOWEN | 37 | 4.70% | <div style="width: 4.70%; height: 10px; background-color: #d9d9d9;"></div> |
| Write-In Totals | 2 | 0.25% | <div style="width: 0.25%; height: 10px; background-color: #d9d9d9;"></div> |

U.S. HOUSE DISTRICT 1

Vote For 1

| | TOTAL | VOTE % | |
|----------------------|-------|--------|---|
| REP BLAKE D. MOORE | 599 | 76.11% | <div style="width: 76.11%; height: 10px; background-color: #f0e68c;"></div> |
| DEM BILL CAMPBELL | 120 | 15.25% | <div style="width: 15.25%; height: 10px; background-color: #d9d9d9;"></div> |
| LIB DANIEL R. COTTAM | 28 | 3.56% | <div style="width: 3.56%; height: 10px; background-color: #d9d9d9;"></div> |

GOVERNOR / LT. GOVERNOR

Vote For 1

| | TOTAL | VOTE % | |
|----------------------|-------|--------|---|
| REP SPENCER J. COX | 490 | 62.26% | <div style="width: 62.26%; height: 10px; background-color: #f0e68c;"></div> |
| DEM BRIAN SMITH KING | 97 | 12.33% | <div style="width: 12.33%; height: 10px; background-color: #d9d9d9;"></div> |
| LIB J. ROBERT LATHAM | 15 | 1.91% | <div style="width: 1.91%; height: 10px; background-color: #d9d9d9;"></div> |
| IAP TOMMY WILLIAMS | 14 | 1.78% | <div style="width: 1.78%; height: 10px; background-color: #d9d9d9;"></div> |
| TOM TOMENY | 6 | 0.76% | <div style="width: 0.76%; height: 10px; background-color: #d9d9d9;"></div> |
| Write-In Totals | 148 | 18.81% | <div style="width: 18.81%; height: 10px; background-color: #d9d9d9;"></div> |

HPR21

ATTORNEY GENERAL

Vote For 1

| | TOTAL | VOTE % | |
|--------------------------|-------|--------|--|
| REP DEREK BROWN | 578 | 73.44% | <div style="width: 73.44%;"><div style="width: 73.44%;"></div></div> |
| DEM RUDY J BAUTISTA | 91 | 11.56% | <div style="width: 11.56%;"><div style="width: 11.56%;"></div></div> |
| LIB W. ANDREW MCCULLOUGH | 30 | 3.81% | <div style="width: 3.81%;"><div style="width: 3.81%;"></div></div> |
| UUP MICHELLE QUIST | 27 | 3.43% | <div style="width: 3.43%;"><div style="width: 3.43%;"></div></div> |
| AUSTIN HEPWORTH | 14 | 1.78% | <div style="width: 1.78%;"><div style="width: 1.78%;"></div></div> |

STATE AUDITOR AUDITOR

Vote For 1

| | TOTAL | VOTE % | |
|-----------------------|-------|--------|--|
| REP TINA CANNON | 580 | 73.70% | <div style="width: 73.70%;"><div style="width: 73.70%;"></div></div> |
| DEM CATHERINE VOUTAZ | 110 | 13.98% | <div style="width: 13.98%;"><div style="width: 13.98%;"></div></div> |
| CON JEFFREY L. OSTLER | 36 | 4.57% | <div style="width: 4.57%;"><div style="width: 4.57%;"></div></div> |

STATE TREASURER

Vote For 1

| | TOTAL | VOTE % | |
|-------------------|-------|--------|--|
| REP MARLO M. OAKS | 591 | 75.10% | <div style="width: 75.10%;"><div style="width: 75.10%;"></div></div> |
| DEM NEIL A HANSEN | 104 | 13.21% | <div style="width: 13.21%;"><div style="width: 13.21%;"></div></div> |
| UFP MILES POMEROY | 29 | 3.68% | <div style="width: 3.68%;"><div style="width: 3.68%;"></div></div> |

UTAH SENATE DISTRICT 4

Vote For 1

| | TOTAL | VOTE % | |
|--------------------------|-------|--------|--|
| REP CALVIN RAY MUSSELMAN | 551 | 70.01% | <div style="width: 70.01%;"><div style="width: 70.01%;"></div></div> |

UTAH HOUSE DISTRICT 12

Vote For 1

| | TOTAL | VOTE % | |
|-------------------|-------|--------|--|
| REP MIKE SCHULTZ | 597 | 75.86% | <div style="width: 75.86%;"><div style="width: 75.86%;"></div></div> |
| DEM SHARON HILTON | 160 | 20.33% | <div style="width: 20.33%;"><div style="width: 20.33%;"></div></div> |

COUNTY COMMISSION SEAT C

Vote For 1

| | TOTAL | VOTE % | |
|------------------------|-------|--------|--|
| REP JIM HARVEY | 551 | 70.01% | <div style="width: 70.01%;"><div style="width: 70.01%;"></div></div> |
| DEM STEVEN VAN WAGONER | 148 | 18.81% | <div style="width: 18.81%;"><div style="width: 18.81%;"></div></div> |
| LIB BRIAN K ROWLEY | 46 | 5.84% | <div style="width: 5.84%;"><div style="width: 5.84%;"></div></div> |

COUNTY ASSESSOR

Vote For 1

| | TOTAL | VOTE % | |
|----------------------|-------|--------|--|
| REP JOHN E. ULIBARRI | 629 | 79.92% | <div style="width: 79.92%;"><div style="width: 79.92%;"></div></div> |

HPR21

COUNTY RECORDER / SURVEYOR

Vote For 1

| | TOTAL | VOTE % | |
|-----------------------|-------|--------|---|
| REP BAHY RAHIMZADEGAN | 613 | 77.89% |  |

COUNTY TREASURER

Vote For 1

| | TOTAL | VOTE % | |
|--------------------|-------|--------|---|
| REP LYNELLE JENSEN | 619 | 78.65% |  |

WEBER SCHOOL BOARD DISTRICT 4

Vote For 1

| | TOTAL | VOTE % | |
|------------------|-------|--------|---|
| PAUL J. WIDDISON | 596 | 75.73% |  |

MATTHEW B. DURRANT

Vote For 1

| | TOTAL | VOTE % | |
|-----|-------|--------|---|
| Yes | 505 | 64.17% |  |
| No | 138 | 17.53% |  |

RYAN D. TENNEY

Vote For 1

| | TOTAL | VOTE % | |
|-----|-------|--------|---|
| Yes | 486 | 61.75% |  |
| No | 150 | 19.06% |  |

JOSEPH M. BEAN

Vote For 1

| | TOTAL | VOTE % | |
|-----|-------|--------|---|
| Yes | 471 | 59.85% |  |
| No | 159 | 20.20% |  |

RONALD G. RUSSELL

Vote For 1

| | TOTAL | VOTE % | |
|-----|-------|--------|---|
| Yes | 495 | 62.90% |  |
| No | 141 | 17.92% |  |

CRISTINA PATRICIA ORTEGA

Vote For 1

| | TOTAL | VOTE % | |
|-----|-------|--------|---|
| Yes | 480 | 60.99% |  |
| No | 159 | 20.20% |  |

HPR21

CRAIG HALL

Vote For 1

| | TOTAL | VOTE % | |
|-----|-------|--------|---|
| Yes | 471 | 59.85% |  |
| No | 163 | 20.71% |  |

MICHAEL DARIO DIREDA

Vote For 1

| | TOTAL | VOTE % | |
|-----|-------|--------|---|
| Yes | 486 | 61.75% |  |
| No | 155 | 19.70% |  |

TASHA WILLIAMS

Vote For 1

| | TOTAL | VOTE % | |
|-----|-------|--------|---|
| Yes | 509 | 64.68% |  |
| No | 126 | 16.01% |  |

CONSTITUTIONAL AMENDMENT B

Vote For 1

| | TOTAL | VOTE % | |
|---------|-------|--------|---|
| For | 450 | 57.18% |  |
| Against | 285 | 36.21% |  |

CONSTITUTIONAL AMENDMENT C

Vote For 1

| | TOTAL | VOTE % | |
|---------|-------|--------|---|
| For | 613 | 77.89% |  |
| Against | 119 | 15.12% |  |

BALLOT PROPOSITION 19

Vote For 1

| | TOTAL | VOTE % | |
|-----|-------|--------|---|
| Yes | 452 | 57.43% |  |
| No | 293 | 37.23% |  |

HPR22

Statistics TOTAL

| | |
|---------------------------|--------|
| Registered Voters - Total | 666 |
| Ballots Cast - Total | 589 |
| Voter Turnout - Total | 88.44% |

U.S. PRESIDENT / VICE PRESIDENT

Vote For 1

| | TOTAL | VOTE % | |
|-----------------------|-------|--------|--|
| REP DONALD J. TRUMP | 439 | 74.53% | |
| DEM KAMALA D. HARRIS | 122 | 20.71% | |
| LIB CHASE OLIVER | 6 | 1.02% | |
| CON JOEL SKOUSEN | 5 | 0.85% | |
| CORNEL RONALD WEST | 0 | 0.00% | |
| LUCIFER "JUSTIN CASE" | 0 | 0.00% | |
| GRN JILL STEIN | 0 | 0.00% | |
| CLAUDIA DE LA CRUZ | 0 | 0.00% | |
| Write-In Totals | 13 | 2.21% | |

U.S. SENATE

Vote For 1

| | TOTAL | VOTE % | |
|----------------------|-------|--------|--|
| REP JOHN CURTIS | 431 | 73.17% | |
| DEM CAROLINE GLEICH | 102 | 17.32% | |
| IAP CARLTON E. BOWEN | 34 | 5.77% | |
| Write-In Totals | 4 | 0.68% | |

U.S. HOUSE DISTRICT 1

Vote For 1

| | TOTAL | VOTE % | |
|----------------------|-------|--------|--|
| REP BLAKE D. MOORE | 433 | 73.51% | |
| DEM BILL CAMPBELL | 100 | 16.98% | |
| LIB DANIEL R. COTTAM | 24 | 4.07% | |

GOVERNOR / LT. GOVERNOR

Vote For 1

| | TOTAL | VOTE % | |
|----------------------|-------|--------|--|
| REP SPENCER J. COX | 343 | 58.23% | |
| DEM BRIAN SMITH KING | 101 | 17.15% | |
| IAP TOMMY WILLIAMS | 14 | 2.38% | |
| LIB J. ROBERT LATHAM | 11 | 1.87% | |
| TOM TOMENY | 2 | 0.34% | |
| Write-In Totals | 100 | 16.98% | |

HPR22

ATTORNEY GENERAL

Vote For 1

| | TOTAL | VOTE % | |
|--------------------------|-------|--------|--|
| REP DEREK BROWN | 402 | 68.25% | <div style="width: 68.25%;"><div style="width: 68.25%;"></div></div> |
| DEM RUDY J BAUTISTA | 92 | 15.62% | <div style="width: 15.62%;"><div style="width: 15.62%;"></div></div> |
| UUP MICHELLE QUIST | 39 | 6.62% | <div style="width: 6.62%;"><div style="width: 6.62%;"></div></div> |
| LIB W. ANDREW MCCULLOUGH | 17 | 2.89% | <div style="width: 2.89%;"><div style="width: 2.89%;"></div></div> |
| AUSTIN HEPWORTH | 10 | 1.70% | <div style="width: 1.70%;"><div style="width: 1.70%;"></div></div> |

STATE AUDITOR AUDITOR

Vote For 1

| | TOTAL | VOTE % | |
|-----------------------|-------|--------|--|
| REP TINA CANNON | 413 | 70.12% | <div style="width: 70.12%;"><div style="width: 70.12%;"></div></div> |
| DEM CATHERINE VOUTAZ | 104 | 17.66% | <div style="width: 17.66%;"><div style="width: 17.66%;"></div></div> |
| CON JEFFREY L. OSTLER | 28 | 4.75% | <div style="width: 4.75%;"><div style="width: 4.75%;"></div></div> |

STATE TREASURER

Vote For 1

| | TOTAL | VOTE % | |
|-------------------|-------|--------|--|
| REP MARLO M. OAKS | 423 | 71.82% | <div style="width: 71.82%;"><div style="width: 71.82%;"></div></div> |
| DEM NEIL A HANSEN | 107 | 18.17% | <div style="width: 18.17%;"><div style="width: 18.17%;"></div></div> |
| UFP MILES POMEROY | 13 | 2.21% | <div style="width: 2.21%;"><div style="width: 2.21%;"></div></div> |

UTAH SENATE DISTRICT 4

Vote For 1

| | TOTAL | VOTE % | |
|--------------------------|-------|--------|--|
| REP CALVIN RAY MUSSELMAN | 419 | 71.14% | <div style="width: 71.14%;"><div style="width: 71.14%;"></div></div> |

UTAH HOUSE DISTRICT 12

Vote For 1

| | TOTAL | VOTE % | |
|-------------------|-------|--------|--|
| REP MIKE SCHULTZ | 426 | 72.33% | <div style="width: 72.33%;"><div style="width: 72.33%;"></div></div> |
| DEM SHARON HILTON | 133 | 22.58% | <div style="width: 22.58%;"><div style="width: 22.58%;"></div></div> |

COUNTY COMMISSION SEAT C

Vote For 1

| | TOTAL | VOTE % | |
|------------------------|-------|--------|--|
| REP JIM HARVEY | 398 | 67.57% | <div style="width: 67.57%;"><div style="width: 67.57%;"></div></div> |
| DEM STEVEN VAN WAGONER | 131 | 22.24% | <div style="width: 22.24%;"><div style="width: 22.24%;"></div></div> |
| LIB BRIAN K ROWLEY | 29 | 4.92% | <div style="width: 4.92%;"><div style="width: 4.92%;"></div></div> |

COUNTY ASSESSOR

Vote For 1

| | TOTAL | VOTE % | |
|----------------------|-------|--------|--|
| REP JOHN E. ULIBARRI | 461 | 78.27% | <div style="width: 78.27%;"><div style="width: 78.27%;"></div></div> |

HPR22

COUNTY RECORDER / SURVEYOR

Vote For 1

| | TOTAL | VOTE % | |
|-----------------------|-------|--------|--|
| REP BAHY RAHIMZADEGAN | 452 | 76.74% | |

COUNTY TREASURER

Vote For 1

| | TOTAL | VOTE % | |
|--------------------|-------|--------|--|
| REP LYNELLE JENSEN | 472 | 80.14% | |

WEBER SCHOOL BOARD DISTRICT 4

Vote For 1

| | TOTAL | VOTE % | |
|------------------|-------|--------|--|
| PAUL J. WIDDISON | 453 | 76.91% | |

MATTHEW B. DURRANT

Vote For 1

| | TOTAL | VOTE % | |
|-----|-------|--------|--|
| Yes | 366 | 62.14% | |
| No | 111 | 18.85% | |

RYAN D. TENNEY

Vote For 1

| | TOTAL | VOTE % | |
|-----|-------|--------|--|
| Yes | 357 | 60.61% | |
| No | 117 | 19.86% | |

JOSEPH M. BEAN

Vote For 1

| | TOTAL | VOTE % | |
|-----|-------|--------|--|
| Yes | 362 | 61.46% | |
| No | 111 | 18.85% | |

RONALD G. RUSSELL

Vote For 1

| | TOTAL | VOTE % | |
|-----|-------|--------|--|
| Yes | 369 | 62.65% | |
| No | 104 | 17.66% | |

CRISTINA PATRICIA ORTEGA

Vote For 1

| | TOTAL | VOTE % | |
|-----|-------|--------|--|
| Yes | 354 | 60.10% | |
| No | 120 | 20.37% | |

HPR22

CRAIG HALL

Vote For 1

| | TOTAL | VOTE % | |
|-----|-------|--------|---|
| Yes | 352 | 59.76% |  |
| No | 119 | 20.20% |  |

MICHAEL DARIO DIREDA

Vote For 1

| | TOTAL | VOTE % | |
|-----|-------|--------|---|
| Yes | 363 | 61.63% |  |
| No | 111 | 18.85% |  |

TASHA WILLIAMS

Vote For 1

| | TOTAL | VOTE % | |
|-----|-------|--------|---|
| Yes | 364 | 61.80% |  |
| No | 110 | 18.68% |  |

CONSTITUTIONAL AMENDMENT B

Vote For 1

| | TOTAL | VOTE % | |
|---------|-------|--------|---|
| For | 337 | 57.22% |  |
| Against | 203 | 34.47% |  |

CONSTITUTIONAL AMENDMENT C

Vote For 1

| | TOTAL | VOTE % | |
|---------|-------|--------|---|
| For | 468 | 79.46% |  |
| Against | 77 | 13.07% |  |

BALLOT PROPOSITION 19

Vote For 1

| | TOTAL | VOTE % | |
|-----|-------|--------|---|
| Yes | 317 | 53.82% |  |
| No | 234 | 39.73% |  |

HPR30

Statistics TOTAL

| | |
|---------------------------|--------|
| Registered Voters - Total | 904 |
| Ballots Cast - Total | 807 |
| Voter Turnout - Total | 89.27% |

U.S. PRESIDENT / VICE PRESIDENT

Vote For 1

| | TOTAL | VOTE % | |
|-----------------------|-------|--------|---|
| REP DONALD J. TRUMP | 579 | 71.75% | <div style="width: 71.75%; background-color: #f1c40f;"></div> |
| DEM KAMALA D. HARRIS | 192 | 23.79% | <div style="width: 23.79%; background-color: #34495e;"></div> |
| LIB CHASE OLIVER | 6 | 0.74% | <div style="width: 0.74%; background-color: #95a5a6;"></div> |
| CON JOEL SKOUSEN | 4 | 0.50% | <div style="width: 0.50%; background-color: #34495e;"></div> |
| GRN JILL STEIN | 4 | 0.50% | <div style="width: 0.50%; background-color: #27ae60;"></div> |
| LUCIFER "JUSTIN CASE" | 2 | 0.25% | <div style="width: 0.25%; background-color: #34495e;"></div> |
| CORNEL RONALD WEST | 1 | 0.12% | <div style="width: 0.12%; background-color: #34495e;"></div> |
| CLAUDIA DE LA CRUZ | 0 | 0.00% | <div style="width: 0.00%; background-color: #34495e;"></div> |
| Write-In Totals | 15 | 1.86% | <div style="width: 1.86%; background-color: #34495e;"></div> |

U.S. SENATE

Vote For 1

| | TOTAL | VOTE % | |
|----------------------|-------|--------|---|
| REP JOHN CURTIS | 561 | 69.52% | <div style="width: 69.52%; background-color: #f1c40f;"></div> |
| DEM CAROLINE GLEICH | 159 | 19.70% | <div style="width: 19.70%; background-color: #34495e;"></div> |
| IAP CARLTON E. BOWEN | 53 | 6.57% | <div style="width: 6.57%; background-color: #95a5a6;"></div> |
| Write-In Totals | 4 | 0.50% | <div style="width: 0.50%; background-color: #34495e;"></div> |

U.S. HOUSE DISTRICT 1

Vote For 1

| | TOTAL | VOTE % | |
|----------------------|-------|--------|---|
| REP BLAKE D. MOORE | 584 | 72.37% | <div style="width: 72.37%; background-color: #f1c40f;"></div> |
| DEM BILL CAMPBELL | 144 | 17.84% | <div style="width: 17.84%; background-color: #34495e;"></div> |
| LIB DANIEL R. COTTAM | 32 | 3.97% | <div style="width: 3.97%; background-color: #95a5a6;"></div> |

GOVERNOR / LT. GOVERNOR

Vote For 1

| | TOTAL | VOTE % | |
|----------------------|-------|--------|---|
| REP SPENCER J. COX | 499 | 61.83% | <div style="width: 61.83%; background-color: #f1c40f;"></div> |
| DEM BRIAN SMITH KING | 132 | 16.36% | <div style="width: 16.36%; background-color: #34495e;"></div> |
| IAP TOMMY WILLIAMS | 15 | 1.86% | <div style="width: 1.86%; background-color: #95a5a6;"></div> |
| LIB J. ROBERT LATHAM | 14 | 1.73% | <div style="width: 1.73%; background-color: #95a5a6;"></div> |
| TOM TOMENY | 5 | 0.62% | <div style="width: 0.62%; background-color: #34495e;"></div> |
| Write-In Totals | 113 | 14.00% | <div style="width: 14.00%; background-color: #34495e;"></div> |

HPR30

ATTORNEY GENERAL

Vote For 1

| | TOTAL | VOTE % | |
|--------------------------|-------|--------|--|
| REP DEREK BROWN | 543 | 67.29% | |
| DEM RUDY J BAUTISTA | 125 | 15.49% | |
| UUP MICHELLE QUIST | 42 | 5.20% | |
| AUSTIN HEPWORTH | 27 | 3.35% | |
| LIB W. ANDREW MCCULLOUGH | 26 | 3.22% | |

STATE AUDITOR AUDITOR

Vote For 1

| | TOTAL | VOTE % | |
|-----------------------|-------|--------|--|
| REP TINA CANNON | 555 | 68.77% | |
| DEM CATHERINE VOUTAZ | 149 | 18.46% | |
| CON JEFFREY L. OSTLER | 43 | 5.33% | |

STATE TREASURER

Vote For 1

| | TOTAL | VOTE % | |
|-------------------|-------|--------|--|
| REP MARLO M. OAKS | 560 | 69.39% | |
| DEM NEIL A HANSEN | 159 | 19.70% | |
| UFP MILES POMEROY | 27 | 3.35% | |

UTAH SENATE DISTRICT 4

Vote For 1

| | TOTAL | VOTE % | |
|--------------------------|-------|--------|--|
| REP CALVIN RAY MUSSELMAN | 556 | 68.90% | |

UTAH HOUSE DISTRICT 12

Vote For 1

| | TOTAL | VOTE % | |
|-------------------|-------|--------|--|
| REP MIKE SCHULTZ | 572 | 70.88% | |
| DEM SHARON HILTON | 193 | 23.92% | |

COUNTY COMMISSION SEAT C

Vote For 1

| | TOTAL | VOTE % | |
|------------------------|-------|--------|--|
| REP JIM HARVEY | 523 | 64.81% | |
| DEM STEVEN VAN WAGONER | 194 | 24.04% | |
| LIB BRIAN K ROWLEY | 44 | 5.45% | |

COUNTY ASSESSOR

Vote For 1

| | TOTAL | VOTE % | |
|----------------------|-------|--------|--|
| REP JOHN E. ULIBARRI | 628 | 77.82% | |

HPR30

COUNTY RECORDER / SURVEYOR

Vote For 1

| | TOTAL | VOTE % | |
|-----------------------|-------|--------|--|
| REP BAHY RAHIMZADEGAN | 610 | 75.59% | <div style="width: 75.59%;"><div style="width: 75.59%;"></div></div> |

COUNTY TREASURER

Vote For 1

| | TOTAL | VOTE % | |
|--------------------|-------|--------|--|
| REP LYNELLE JENSEN | 630 | 78.07% | <div style="width: 78.07%;"><div style="width: 78.07%;"></div></div> |

WEBER SCHOOL BOARD DISTRICT 7

Vote For 1

| | TOTAL | VOTE % | |
|------------------|-------|--------|--|
| WYLE J. WILLIAMS | 570 | 70.63% | <div style="width: 70.63%;"><div style="width: 70.63%;"></div></div> |

MATTHEW B. DURRANT

Vote For 1

| | TOTAL | VOTE % | |
|-----|-------|--------|--|
| Yes | 506 | 62.70% | <div style="width: 62.70%;"><div style="width: 62.70%;"></div></div> |
| No | 134 | 16.60% | <div style="width: 16.60%;"><div style="width: 16.60%;"></div></div> |

RYAN D. TENNEY

Vote For 1

| | TOTAL | VOTE % | |
|-----|-------|--------|--|
| Yes | 491 | 60.84% | <div style="width: 60.84%;"><div style="width: 60.84%;"></div></div> |
| No | 144 | 17.84% | <div style="width: 17.84%;"><div style="width: 17.84%;"></div></div> |

JOSEPH M. BEAN

Vote For 1

| | TOTAL | VOTE % | |
|-----|-------|--------|--|
| Yes | 491 | 60.84% | <div style="width: 60.84%;"><div style="width: 60.84%;"></div></div> |
| No | 142 | 17.60% | <div style="width: 17.60%;"><div style="width: 17.60%;"></div></div> |

RONALD G. RUSSELL

Vote For 1

| | TOTAL | VOTE % | |
|-----|-------|--------|--|
| Yes | 499 | 61.83% | <div style="width: 61.83%;"><div style="width: 61.83%;"></div></div> |
| No | 133 | 16.48% | <div style="width: 16.48%;"><div style="width: 16.48%;"></div></div> |

CRISTINA PATRICIA ORTEGA

Vote For 1

| | TOTAL | VOTE % | |
|-----|-------|--------|--|
| Yes | 496 | 61.46% | <div style="width: 61.46%;"><div style="width: 61.46%;"></div></div> |
| No | 141 | 17.47% | <div style="width: 17.47%;"><div style="width: 17.47%;"></div></div> |

HPR30

CRAIG HALL

Vote For 1

| | TOTAL | VOTE % | |
|-----|-------|--------|---|
| Yes | 487 | 60.35% |  |
| No | 150 | 18.59% |  |

MICHAEL DARIO DIREDA

Vote For 1

| | TOTAL | VOTE % | |
|-----|-------|--------|---|
| Yes | 494 | 61.21% |  |
| No | 142 | 17.60% |  |

TASHA WILLIAMS

Vote For 1

| | TOTAL | VOTE % | |
|-----|-------|--------|---|
| Yes | 509 | 63.07% |  |
| No | 125 | 15.49% |  |

CONSTITUTIONAL AMENDMENT B

Vote For 1

| | TOTAL | VOTE % | |
|---------|-------|--------|---|
| For | 502 | 62.21% |  |
| Against | 238 | 29.49% |  |

CONSTITUTIONAL AMENDMENT C

Vote For 1

| | TOTAL | VOTE % | |
|---------|-------|--------|---|
| For | 614 | 76.08% |  |
| Against | 124 | 15.37% |  |

BALLOT PROPOSITION 19

Vote For 1

| | TOTAL | VOTE % | |
|-----|-------|--------|---|
| Yes | 478 | 59.23% |  |
| No | 277 | 34.32% |  |

HPR31

Statistics TOTAL

| | |
|---------------------------|--------|
| Registered Voters - Total | 861 |
| Ballots Cast - Total | 703 |
| Voter Turnout - Total | 81.65% |

U.S. PRESIDENT / VICE PRESIDENT

Vote For 1

| | TOTAL | VOTE % | |
|-----------------------|-------|--------|---|
| REP DONALD J. TRUMP | 455 | 64.72% | <div style="width: 64.72%; height: 10px; background-color: #ffc107;"></div> |
| DEM KAMALA D. HARRIS | 215 | 30.58% | <div style="width: 30.58%; height: 10px; background-color: #ffc107;"></div> |
| LIB CHASE OLIVER | 10 | 1.42% | <div style="width: 1.42%; height: 10px; background-color: #ffc107;"></div> |
| CON JOEL SKOUSEN | 3 | 0.43% | <div style="width: 0.43%; height: 10px; background-color: #ffc107;"></div> |
| LUCIFER "JUSTIN CASE" | 2 | 0.28% | <div style="width: 0.28%; height: 10px; background-color: #ffc107;"></div> |
| GRN JILL STEIN | 2 | 0.28% | <div style="width: 0.28%; height: 10px; background-color: #ffc107;"></div> |
| CORNEL RONALD WEST | 1 | 0.14% | <div style="width: 0.14%; height: 10px; background-color: #ffc107;"></div> |
| CLAUDIA DE LA CRUZ | 0 | 0.00% | <div style="width: 0.00%; height: 10px; background-color: #ffc107;"></div> |
| Write-In Totals | 12 | 1.71% | <div style="width: 1.71%; height: 10px; background-color: #ffc107;"></div> |

U.S. SENATE

Vote For 1

| | TOTAL | VOTE % | |
|----------------------|-------|--------|---|
| REP JOHN CURTIS | 458 | 65.15% | <div style="width: 65.15%; height: 10px; background-color: #ffc107;"></div> |
| DEM CAROLINE GLEICH | 165 | 23.47% | <div style="width: 23.47%; height: 10px; background-color: #ffc107;"></div> |
| IAP CARLTON E. BOWEN | 37 | 5.26% | <div style="width: 5.26%; height: 10px; background-color: #ffc107;"></div> |
| Write-In Totals | 6 | 0.85% | <div style="width: 0.85%; height: 10px; background-color: #ffc107;"></div> |

U.S. HOUSE DISTRICT 1

Vote For 1

| | TOTAL | VOTE % | |
|----------------------|-------|--------|---|
| REP BLAKE D. MOORE | 473 | 67.28% | <div style="width: 67.28%; height: 10px; background-color: #ffc107;"></div> |
| DEM BILL CAMPBELL | 150 | 21.34% | <div style="width: 21.34%; height: 10px; background-color: #ffc107;"></div> |
| LIB DANIEL R. COTTAM | 40 | 5.69% | <div style="width: 5.69%; height: 10px; background-color: #ffc107;"></div> |

GOVERNOR / LT. GOVERNOR

Vote For 1

| | TOTAL | VOTE % | |
|----------------------|-------|--------|---|
| REP SPENCER J. COX | 385 | 54.77% | <div style="width: 54.77%; height: 10px; background-color: #ffc107;"></div> |
| DEM BRIAN SMITH KING | 147 | 20.91% | <div style="width: 20.91%; height: 10px; background-color: #ffc107;"></div> |
| LIB J. ROBERT LATHAM | 19 | 2.70% | <div style="width: 2.70%; height: 10px; background-color: #ffc107;"></div> |
| IAP TOMMY WILLIAMS | 10 | 1.42% | <div style="width: 1.42%; height: 10px; background-color: #ffc107;"></div> |
| TOM TOMENY | 4 | 0.57% | <div style="width: 0.57%; height: 10px; background-color: #ffc107;"></div> |
| Write-In Totals | 117 | 16.64% | <div style="width: 16.64%; height: 10px; background-color: #ffc107;"></div> |

HPR31

ATTORNEY GENERAL

Vote For 1

| | TOTAL | VOTE % | |
|--------------------------|-------|--------|--|
| REP DEREK BROWN | 420 | 59.74% | <div style="width: 59.74%;"><div style="width: 59.74%;"></div></div> |
| DEM RUDY J BAUTISTA | 147 | 20.91% | <div style="width: 20.91%;"><div style="width: 20.91%;"></div></div> |
| UUP MICHELLE QUIST | 35 | 4.98% | <div style="width: 4.98%;"><div style="width: 4.98%;"></div></div> |
| AUSTIN HEPWORTH | 33 | 4.69% | <div style="width: 4.69%;"><div style="width: 4.69%;"></div></div> |
| LIB W. ANDREW MCCULLOUGH | 28 | 3.98% | <div style="width: 3.98%;"><div style="width: 3.98%;"></div></div> |

STATE AUDITOR AUDITOR

Vote For 1

| | TOTAL | VOTE % | |
|-----------------------|-------|--------|--|
| REP TINA CANNON | 445 | 63.30% | <div style="width: 63.30%;"><div style="width: 63.30%;"></div></div> |
| DEM CATHERINE VOUTAZ | 163 | 23.19% | <div style="width: 23.19%;"><div style="width: 23.19%;"></div></div> |
| CON JEFFREY L. OSTLER | 44 | 6.26% | <div style="width: 6.26%;"><div style="width: 6.26%;"></div></div> |

STATE TREASURER

Vote For 1

| | TOTAL | VOTE % | |
|-------------------|-------|--------|--|
| REP MARLO M. OAKS | 446 | 63.44% | <div style="width: 63.44%;"><div style="width: 63.44%;"></div></div> |
| DEM NEIL A HANSEN | 143 | 20.34% | <div style="width: 20.34%;"><div style="width: 20.34%;"></div></div> |
| UFP MILES POMEROY | 51 | 7.25% | <div style="width: 7.25%;"><div style="width: 7.25%;"></div></div> |

UTAH SENATE DISTRICT 4

Vote For 1

| | TOTAL | VOTE % | |
|--------------------------|-------|--------|--|
| REP CALVIN RAY MUSSELMAN | 452 | 64.30% | <div style="width: 64.30%;"><div style="width: 64.30%;"></div></div> |

UTAH HOUSE DISTRICT 12

Vote For 1

| | TOTAL | VOTE % | |
|-------------------|-------|--------|--|
| REP MIKE SCHULTZ | 482 | 68.56% | <div style="width: 68.56%;"><div style="width: 68.56%;"></div></div> |
| DEM SHARON HILTON | 185 | 26.32% | <div style="width: 26.32%;"><div style="width: 26.32%;"></div></div> |

COUNTY COMMISSION SEAT C

Vote For 1

| | TOTAL | VOTE % | |
|------------------------|-------|--------|--|
| REP JIM HARVEY | 414 | 58.89% | <div style="width: 58.89%;"><div style="width: 58.89%;"></div></div> |
| DEM STEVEN VAN WAGONER | 189 | 26.88% | <div style="width: 26.88%;"><div style="width: 26.88%;"></div></div> |
| LIB BRIAN K ROWLEY | 59 | 8.39% | <div style="width: 8.39%;"><div style="width: 8.39%;"></div></div> |

COUNTY ASSESSOR

Vote For 1

| | TOTAL | VOTE % | |
|----------------------|-------|--------|--|
| REP JOHN E. ULIBARRI | 520 | 73.97% | <div style="width: 73.97%;"><div style="width: 73.97%;"></div></div> |

HPR31

COUNTY RECORDER / SURVEYOR

Vote For 1

| | TOTAL | VOTE % | |
|-----------------------|-------|--------|--|
| REP BAHY RAHIMZADEGAN | 507 | 72.12% | <div style="width: 72.12%;"><div style="width: 72.12%;"></div></div> |

COUNTY TREASURER

Vote For 1

| | TOTAL | VOTE % | |
|--------------------|-------|--------|--|
| REP LYNELLE JENSEN | 526 | 74.82% | <div style="width: 74.82%;"><div style="width: 74.82%;"></div></div> |

WEBER SCHOOL BOARD DISTRICT 4

Vote For 1

| | TOTAL | VOTE % | |
|------------------|-------|--------|--|
| PAUL J. WIDDISON | 476 | 67.71% | <div style="width: 67.71%;"><div style="width: 67.71%;"></div></div> |

MATTHEW B. DURRANT

Vote For 1

| | TOTAL | VOTE % | |
|-----|-------|--------|--|
| Yes | 438 | 62.30% | <div style="width: 62.30%;"><div style="width: 62.30%;"></div></div> |
| No | 138 | 19.63% | <div style="width: 19.63%;"><div style="width: 19.63%;"></div></div> |

RYAN D. TENNEY

Vote For 1

| | TOTAL | VOTE % | |
|-----|-------|--------|--|
| Yes | 435 | 61.88% | <div style="width: 61.88%;"><div style="width: 61.88%;"></div></div> |
| No | 138 | 19.63% | <div style="width: 19.63%;"><div style="width: 19.63%;"></div></div> |

JOSEPH M. BEAN

Vote For 1

| | TOTAL | VOTE % | |
|-----|-------|--------|--|
| Yes | 427 | 60.74% | <div style="width: 60.74%;"><div style="width: 60.74%;"></div></div> |
| No | 144 | 20.48% | <div style="width: 20.48%;"><div style="width: 20.48%;"></div></div> |

RONALD G. RUSSELL

Vote For 1

| | TOTAL | VOTE % | |
|-----|-------|--------|--|
| Yes | 445 | 63.30% | <div style="width: 63.30%;"><div style="width: 63.30%;"></div></div> |
| No | 126 | 17.92% | <div style="width: 17.92%;"><div style="width: 17.92%;"></div></div> |

CRISTINA PATRICIA ORTEGA

Vote For 1

| | TOTAL | VOTE % | |
|-----|-------|--------|--|
| Yes | 427 | 60.74% | <div style="width: 60.74%;"><div style="width: 60.74%;"></div></div> |
| No | 148 | 21.05% | <div style="width: 21.05%;"><div style="width: 21.05%;"></div></div> |

HPR31

CRAIG HALL

Vote For 1

| | TOTAL | VOTE % | |
|-----|-------|--------|---|
| Yes | 408 | 58.04% |  |
| No | 156 | 22.19% |  |

MICHAEL DARIO DIREDA

Vote For 1

| | TOTAL | VOTE % | |
|-----|-------|--------|---|
| Yes | 442 | 62.87% |  |
| No | 127 | 18.07% |  |


TASHA WILLIAMS

Vote For 1

| | TOTAL | VOTE % | |
|-----|-------|--------|---|
| Yes | 428 | 60.88% |  |
| No | 144 | 20.48% |  |

CONSTITUTIONAL AMENDMENT B

Vote For 1

| | TOTAL | VOTE % | |
|---------|-------|--------|---|
| For | 450 | 64.01% |  |
| Against | 204 | 29.02% |  |


CONSTITUTIONAL AMENDMENT C

Vote For 1

| | TOTAL | VOTE % | |
|---------|-------|--------|---|
| For | 536 | 76.24% |  |
| Against | 118 | 16.79% |  |

BALLOT PROPOSITION 19

Vote For 1

| | TOTAL | VOTE % | |
|-----|-------|--------|---|
| Yes | 419 | 59.60% |  |
| No | 243 | 34.57% |  |

HUN01

Statistics TOTAL

| | |
|---------------------------|--------|
| Registered Voters - Total | 431 |
| Ballots Cast - Total | 398 |
| Voter Turnout - Total | 92.34% |

U.S. PRESIDENT / VICE PRESIDENT

Vote For 1

| | TOTAL | VOTE % | |
|-----------------------|-------|--------|---|
| REP DONALD J. TRUMP | 235 | 59.05% | <div style="width: 59.05%; background-color: #ffc107;"></div> |
| DEM KAMALA D. HARRIS | 129 | 32.41% | <div style="width: 32.41%; background-color: #ffc107;"></div> |
| CON JOEL SKOUSEN | 8 | 2.01% | <div style="width: 2.01%; background-color: #ffc107;"></div> |
| LIB CHASE OLIVER | 7 | 1.76% | <div style="width: 1.76%; background-color: #ffc107;"></div> |
| CORNEL RONALD WEST | 2 | 0.50% | <div style="width: 0.50%; background-color: #ffc107;"></div> |
| LUCIFER "JUSTIN CASE" | 2 | 0.50% | <div style="width: 0.50%; background-color: #ffc107;"></div> |
| GRN JILL STEIN | 0 | 0.00% | <div style="width: 0.00%; background-color: #ffc107;"></div> |
| CLAUDIA DE LA CRUZ | 0 | 0.00% | <div style="width: 0.00%; background-color: #ffc107;"></div> |
| Write-In Totals | 9 | 2.26% | <div style="width: 2.26%; background-color: #ffc107;"></div> |

U.S. SENATE

Vote For 1

| | TOTAL | VOTE % | |
|----------------------|-------|--------|---|
| REP JOHN CURTIS | 246 | 61.81% | <div style="width: 61.81%; background-color: #ffc107;"></div> |
| DEM CAROLINE GLEICH | 107 | 26.88% | <div style="width: 26.88%; background-color: #ffc107;"></div> |
| IAP CARLTON E. BOWEN | 22 | 5.53% | <div style="width: 5.53%; background-color: #ffc107;"></div> |
| Write-In Totals | 4 | 1.00% | <div style="width: 1.00%; background-color: #ffc107;"></div> |

U.S. HOUSE DISTRICT 1

Vote For 1

| | TOTAL | VOTE % | |
|----------------------|-------|--------|---|
| REP BLAKE D. MOORE | 254 | 63.82% | <div style="width: 63.82%; background-color: #ffc107;"></div> |
| DEM BILL CAMPBELL | 97 | 24.37% | <div style="width: 24.37%; background-color: #ffc107;"></div> |
| LIB DANIEL R. COTTAM | 17 | 4.27% | <div style="width: 4.27%; background-color: #ffc107;"></div> |

GOVERNOR / LT. GOVERNOR

Vote For 1

| | TOTAL | VOTE % | |
|----------------------|-------|--------|---|
| REP SPENCER J. COX | 193 | 48.49% | <div style="width: 48.49%; background-color: #ffc107;"></div> |
| DEM BRIAN SMITH KING | 93 | 23.37% | <div style="width: 23.37%; background-color: #ffc107;"></div> |
| IAP TOMMY WILLIAMS | 10 | 2.51% | <div style="width: 2.51%; background-color: #ffc107;"></div> |
| LIB J. ROBERT LATHAM | 8 | 2.01% | <div style="width: 2.01%; background-color: #ffc107;"></div> |
| TOM TOMENY | 0 | 0.00% | <div style="width: 0.00%; background-color: #ffc107;"></div> |
| Write-In Totals | 81 | 20.35% | <div style="width: 20.35%; background-color: #ffc107;"></div> |

HUN01

ATTORNEY GENERAL

Vote For 1

| | TOTAL | VOTE % | |
|--------------------------|-------|--------|--|
| REP DEREK BROWN | 209 | 52.51% | <div style="width: 52.51%;"><div style="width: 52.51%;"></div></div> |
| DEM RUDY J BAUTISTA | 98 | 24.62% | <div style="width: 24.62%;"><div style="width: 24.62%;"></div></div> |
| UUP MICHELLE QUIST | 25 | 6.28% | <div style="width: 6.28%;"><div style="width: 6.28%;"></div></div> |
| LIB W. ANDREW MCCULLOUGH | 21 | 5.28% | <div style="width: 5.28%;"><div style="width: 5.28%;"></div></div> |
| AUSTIN HEPWORTH | 17 | 4.27% | <div style="width: 4.27%;"><div style="width: 4.27%;"></div></div> |

STATE AUDITOR AUDITOR

Vote For 1

| | TOTAL | VOTE % | |
|-----------------------|-------|--------|--|
| REP TINA CANNON | 248 | 62.31% | <div style="width: 62.31%;"><div style="width: 62.31%;"></div></div> |
| DEM CATHERINE VOUTAZ | 93 | 23.37% | <div style="width: 23.37%;"><div style="width: 23.37%;"></div></div> |
| CON JEFFREY L. OSTLER | 28 | 7.04% | <div style="width: 7.04%;"><div style="width: 7.04%;"></div></div> |

STATE TREASURER

Vote For 1

| | TOTAL | VOTE % | |
|-------------------|-------|--------|--|
| REP MARLO M. OAKS | 244 | 61.31% | <div style="width: 61.31%;"><div style="width: 61.31%;"></div></div> |
| DEM NEIL A HANSEN | 100 | 25.13% | <div style="width: 25.13%;"><div style="width: 25.13%;"></div></div> |
| UFP MILES POMEROY | 17 | 4.27% | <div style="width: 4.27%;"><div style="width: 4.27%;"></div></div> |

UTAH SENATE DISTRICT 3

Vote For 1

| | TOTAL | VOTE % | |
|---------------------|-------|--------|--|
| REP JOHN D. JOHNSON | 222 | 55.78% | <div style="width: 55.78%;"><div style="width: 55.78%;"></div></div> |
| DEM STACY BERNAL | 137 | 34.42% | <div style="width: 34.42%;"><div style="width: 34.42%;"></div></div> |

UTAH HOUSE DISTRICT 8

Vote For 1

| | TOTAL | VOTE % | |
|------------------|-------|--------|--|
| REP JASON B KYLE | 290 | 72.86% | <div style="width: 72.86%;"><div style="width: 72.86%;"></div></div> |

COUNTY COMMISSION SEAT C

Vote For 1

| | TOTAL | VOTE % | |
|------------------------|-------|--------|--|
| REP JIM HARVEY | 167 | 41.96% | <div style="width: 41.96%;"><div style="width: 41.96%;"></div></div> |
| DEM STEVEN VAN WAGONER | 154 | 38.69% | <div style="width: 38.69%;"><div style="width: 38.69%;"></div></div> |
| LIB BRIAN K ROWLEY | 50 | 12.56% | <div style="width: 12.56%;"><div style="width: 12.56%;"></div></div> |

COUNTY ASSESSOR

Vote For 1

| | TOTAL | VOTE % | |
|----------------------|-------|--------|--|
| REP JOHN E. ULIBARRI | 282 | 70.85% | <div style="width: 70.85%;"><div style="width: 70.85%;"></div></div> |

HUN01

COUNTY RECORDER / SURVEYOR

Vote For 1

| | TOTAL | VOTE % | |
|-----------------------|-------|--------|--|
| REP BAHY RAHIMZADEGAN | 272 | 68.34% | |

COUNTY TREASURER

Vote For 1

| | TOTAL | VOTE % | |
|--------------------|-------|--------|--|
| REP LYNELLE JENSEN | 286 | 71.86% | |

MATTHEW B. DURRANT

Vote For 1

| | TOTAL | VOTE % | |
|-----|-------|--------|--|
| Yes | 238 | 59.80% | |
| No | 66 | 16.58% | |

RYAN D. TENNEY

Vote For 1

| | TOTAL | VOTE % | |
|-----|-------|--------|--|
| Yes | 227 | 57.04% | |
| No | 71 | 17.84% | |

JOSEPH M. BEAN

Vote For 1

| | TOTAL | VOTE % | |
|-----|-------|--------|--|
| Yes | 228 | 57.29% | |
| No | 71 | 17.84% | |

RONALD G. RUSSELL

Vote For 1

| | TOTAL | VOTE % | |
|-----|-------|--------|--|
| Yes | 236 | 59.30% | |
| No | 62 | 15.58% | |

CRISTINA PATRICIA ORTEGA

Vote For 1

| | TOTAL | VOTE % | |
|-----|-------|--------|--|
| Yes | 218 | 54.77% | |
| No | 88 | 22.11% | |

CRAIG HALL

Vote For 1

| | TOTAL | VOTE % | |
|-----|-------|--------|--|
| Yes | 225 | 56.53% | |
| No | 70 | 17.59% | |

HUN01

MICHAEL DARIO DIREDA

Vote For 1

| | TOTAL | VOTE % | |
|-----|-------|--------|---|
| Yes | 235 | 59.05% |  |
| No | 68 | 17.09% |  |

TASHA WILLIAMS

Vote For 1

| | TOTAL | VOTE % | |
|-----|-------|--------|---|
| Yes | 222 | 55.78% |  |
| No | 77 | 19.35% |  |

CONSTITUTIONAL AMENDMENT B

Vote For 1

| | TOTAL | VOTE % | |
|---------|-------|--------|---|
| For | 227 | 57.04% |  |
| Against | 139 | 34.92% |  |

CONSTITUTIONAL AMENDMENT C

Vote For 1

| | TOTAL | VOTE % | |
|---------|-------|--------|---|
| For | 308 | 77.39% |  |
| Against | 53 | 13.32% |  |

BALLOT PROPOSITION 19

Vote For 1

| | TOTAL | VOTE % | |
|-----|-------|--------|---|
| Yes | 226 | 56.78% |  |
| No | 138 | 34.67% |  |

MSC01

Statistics TOTAL

| | |
|---------------------------|--------|
| Registered Voters - Total | 695 |
| Ballots Cast - Total | 624 |
| Voter Turnout - Total | 89.78% |

U.S. PRESIDENT / VICE PRESIDENT

Vote For 1

| | TOTAL | VOTE % | |
|-----------------------|-------|--------|---|
| REP DONALD J. TRUMP | 450 | 72.12% | <div style="width: 72.12%; height: 10px; background-color: #f0e68c;"></div> |
| DEM KAMALA D. HARRIS | 139 | 22.28% | <div style="width: 22.28%; height: 10px; background-color: #f0e68c;"></div> |
| CON JOEL SKOUSEN | 6 | 0.96% | <div style="width: 0.96%; height: 10px; background-color: #f0e68c;"></div> |
| CLAUDIA DE LA CRUZ | 3 | 0.48% | <div style="width: 0.48%; height: 10px; background-color: #f0e68c;"></div> |
| CORNEL RONALD WEST | 2 | 0.32% | <div style="width: 0.32%; height: 10px; background-color: #f0e68c;"></div> |
| GRN JILL STEIN | 2 | 0.32% | <div style="width: 0.32%; height: 10px; background-color: #f0e68c;"></div> |
| LIB CHASE OLIVER | 2 | 0.32% | <div style="width: 0.32%; height: 10px; background-color: #f0e68c;"></div> |
| LUCIFER "JUSTIN CASE" | 1 | 0.16% | <div style="width: 0.16%; height: 10px; background-color: #f0e68c;"></div> |
| Write-In Totals | 10 | 1.60% | <div style="width: 1.60%; height: 10px; background-color: #f0e68c;"></div> |

U.S. SENATE

Vote For 1

| | TOTAL | VOTE % | |
|----------------------|-------|--------|---|
| REP JOHN CURTIS | 474 | 75.96% | <div style="width: 75.96%; height: 10px; background-color: #f0e68c;"></div> |
| DEM CAROLINE GLEICH | 99 | 15.87% | <div style="width: 15.87%; height: 10px; background-color: #f0e68c;"></div> |
| IAP CARLTON E. BOWEN | 28 | 4.49% | <div style="width: 4.49%; height: 10px; background-color: #f0e68c;"></div> |
| Write-In Totals | 4 | 0.64% | <div style="width: 0.64%; height: 10px; background-color: #f0e68c;"></div> |

U.S. HOUSE DISTRICT 1

Vote For 1

| | TOTAL | VOTE % | |
|----------------------|-------|--------|---|
| REP BLAKE D. MOORE | 468 | 75.00% | <div style="width: 75.00%; height: 10px; background-color: #f0e68c;"></div> |
| DEM BILL CAMPBELL | 89 | 14.26% | <div style="width: 14.26%; height: 10px; background-color: #f0e68c;"></div> |
| LIB DANIEL R. COTTAM | 27 | 4.33% | <div style="width: 4.33%; height: 10px; background-color: #f0e68c;"></div> |

GOVERNOR / LT. GOVERNOR

Vote For 1

| | TOTAL | VOTE % | |
|----------------------|-------|--------|---|
| REP SPENCER J. COX | 401 | 64.26% | <div style="width: 64.26%; height: 10px; background-color: #f0e68c;"></div> |
| DEM BRIAN SMITH KING | 83 | 13.30% | <div style="width: 13.30%; height: 10px; background-color: #f0e68c;"></div> |
| IAP TOMMY WILLIAMS | 14 | 2.24% | <div style="width: 2.24%; height: 10px; background-color: #f0e68c;"></div> |
| LIB J. ROBERT LATHAM | 13 | 2.08% | <div style="width: 2.08%; height: 10px; background-color: #f0e68c;"></div> |
| TOM TOMENY | 2 | 0.32% | <div style="width: 0.32%; height: 10px; background-color: #f0e68c;"></div> |
| Write-In Totals | 84 | 13.46% | <div style="width: 13.46%; height: 10px; background-color: #f0e68c;"></div> |

MSC01

ATTORNEY GENERAL

Vote For 1

| | TOTAL | VOTE % | |
|--------------------------|-------|--------|--|
| REP DEREK BROWN | 445 | 71.31% | |
| DEM RUDY J BAUTISTA | 70 | 11.22% | |
| UUP MICHELLE QUIST | 36 | 5.77% | |
| AUSTIN HEPWORTH | 19 | 3.04% | |
| LIB W. ANDREW MCCULLOUGH | 14 | 2.24% | |

STATE AUDITOR AUDITOR

Vote For 1

| | TOTAL | VOTE % | |
|-----------------------|-------|--------|--|
| REP TINA CANNON | 452 | 72.44% | |
| DEM CATHERINE VOUTAZ | 93 | 14.90% | |
| CON JEFFREY L. OSTLER | 24 | 3.85% | |

STATE TREASURER

Vote For 1

| | TOTAL | VOTE % | |
|-------------------|-------|--------|--|
| REP MARLO M. OAKS | 441 | 70.67% | |
| DEM NEIL A HANSEN | 107 | 17.15% | |
| UFP MILES POMEROY | 21 | 3.37% | |

UTAH SENATE DISTRICT 4

Vote For 1

| | TOTAL | VOTE % | |
|--------------------------|-------|--------|--|
| REP CALVIN RAY MUSSELMAN | 437 | 70.03% | |

UTAH HOUSE DISTRICT 6

Vote For 1

| | TOTAL | VOTE % | |
|----------------------|-------|--------|--|
| REP MATTHEW H. GWYNN | 453 | 72.60% | |
| DEM AMBER HARDY | 114 | 18.27% | |

COUNTY COMMISSION SEAT C

Vote For 1

| | TOTAL | VOTE % | |
|------------------------|-------|--------|--|
| REP JIM HARVEY | 404 | 64.74% | |
| DEM STEVEN VAN WAGONER | 140 | 22.44% | |
| LIB BRIAN K ROWLEY | 39 | 6.25% | |

COUNTY ASSESSOR

Vote For 1

| | TOTAL | VOTE % | |
|----------------------|-------|--------|--|
| REP JOHN E. ULIBARRI | 491 | 78.69% | |

MSC01

COUNTY RECORDER / SURVEYOR

Vote For 1

| | TOTAL | VOTE % | |
|-----------------------|-------|--------|--|
| REP BAHY RAHIMZADEGAN | 472 | 75.64% | <div style="width: 75.64%;"><div style="width: 75.64%;"></div></div> |

COUNTY TREASURER

Vote For 1

| | TOTAL | VOTE % | |
|--------------------|-------|--------|--|
| REP LYNELLE JENSEN | 493 | 79.01% | <div style="width: 79.01%;"><div style="width: 79.01%;"></div></div> |

WEBER SCHOOL BOARD DISTRICT 4

Vote For 1

| | TOTAL | VOTE % | |
|------------------|-------|--------|--|
| PAUL J. WIDDISON | 468 | 75.00% | <div style="width: 75.00%;"><div style="width: 75.00%;"></div></div> |

MATTHEW B. DURRANT

Vote For 1

| | TOTAL | VOTE % | |
|-----|-------|--------|--|
| Yes | 388 | 62.18% | <div style="width: 62.18%;"><div style="width: 62.18%;"></div></div> |
| No | 99 | 15.87% | <div style="width: 15.87%;"><div style="width: 15.87%;"></div></div> |

RYAN D. TENNEY

Vote For 1

| | TOTAL | VOTE % | |
|-----|-------|--------|--|
| Yes | 386 | 61.86% | <div style="width: 61.86%;"><div style="width: 61.86%;"></div></div> |
| No | 101 | 16.19% | <div style="width: 16.19%;"><div style="width: 16.19%;"></div></div> |

JOSEPH M. BEAN

Vote For 1

| | TOTAL | VOTE % | |
|-----|-------|--------|--|
| Yes | 379 | 60.74% | <div style="width: 60.74%;"><div style="width: 60.74%;"></div></div> |
| No | 110 | 17.63% | <div style="width: 17.63%;"><div style="width: 17.63%;"></div></div> |

RONALD G. RUSSELL

Vote For 1

| | TOTAL | VOTE % | |
|-----|-------|--------|--|
| Yes | 390 | 62.50% | <div style="width: 62.50%;"><div style="width: 62.50%;"></div></div> |
| No | 105 | 16.83% | <div style="width: 16.83%;"><div style="width: 16.83%;"></div></div> |

CRISTINA PATRICIA ORTEGA

Vote For 1

| | TOTAL | VOTE % | |
|-----|-------|--------|--|
| Yes | 380 | 60.90% | <div style="width: 60.90%;"><div style="width: 60.90%;"></div></div> |
| No | 111 | 17.79% | <div style="width: 17.79%;"><div style="width: 17.79%;"></div></div> |

MSC01

CRAIG HALL

Vote For 1

| | TOTAL | VOTE % | |
|-----|-------|--------|---|
| Yes | 366 | 58.65% |  |
| No | 122 | 19.55% |  |

MICHAEL DARIO DIREDA

Vote For 1

| | TOTAL | VOTE % | |
|-----|-------|--------|---|
| Yes | 377 | 60.42% |  |
| No | 105 | 16.83% |  |

TASHA WILLIAMS

Vote For 1

| | TOTAL | VOTE % | |
|-----|-------|--------|---|
| Yes | 380 | 60.90% |  |
| No | 110 | 17.63% |  |

CONSTITUTIONAL AMENDMENT B

Vote For 1

| | TOTAL | VOTE % | |
|---------|-------|--------|---|
| For | 335 | 53.69% |  |
| Against | 228 | 36.54% |  |

CONSTITUTIONAL AMENDMENT C

Vote For 1

| | TOTAL | VOTE % | |
|---------|-------|--------|---|
| For | 478 | 76.60% |  |
| Against | 96 | 15.38% |  |

BALLOT PROPOSITION 19

Vote For 1

| | TOTAL | VOTE % | |
|-----|-------|--------|---|
| Yes | 342 | 54.81% |  |
| No | 237 | 37.98% |  |

MSC02

Statistics TOTAL

| | |
|---------------------------|--------|
| Registered Voters - Total | 465 |
| Ballots Cast - Total | 407 |
| Voter Turnout - Total | 87.53% |

U.S. PRESIDENT / VICE PRESIDENT

Vote For 1

| | TOTAL | VOTE % | |
|-----------------------|-------|--------|---|
| REP DONALD J. TRUMP | 260 | 63.88% | <div style="width: 63.88%; background-color: #f1c40f;"></div> |
| DEM KAMALA D. HARRIS | 135 | 33.17% | <div style="width: 33.17%; background-color: #34495e;"></div> |
| LIB CHASE OLIVER | 3 | 0.74% | <div style="width: 0.74%; background-color: #95a5a6;"></div> |
| GRN JILL STEIN | 2 | 0.49% | <div style="width: 0.49%; background-color: #27ae60;"></div> |
| LUCIFER "JUSTIN CASE" | 1 | 0.25% | <div style="width: 0.25%; background-color: #9b59b6;"></div> |
| CLAUDIA DE LA CRUZ | 1 | 0.25% | <div style="width: 0.25%; background-color: #9b59b6;"></div> |
| CORNEL RONALD WEST | 0 | 0.00% | |
| CON JOEL SKOUSEN | 0 | 0.00% | |
| Write-In Totals | 2 | 0.49% | <div style="width: 0.49%; background-color: #95a5a6;"></div> |

U.S. SENATE

Vote For 1

| | TOTAL | VOTE % | |
|----------------------|-------|--------|---|
| REP JOHN CURTIS | 266 | 65.36% | <div style="width: 65.36%; background-color: #f1c40f;"></div> |
| DEM CAROLINE GLEICH | 110 | 27.03% | <div style="width: 27.03%; background-color: #34495e;"></div> |
| IAP CARLTON E. BOWEN | 12 | 2.95% | <div style="width: 2.95%; background-color: #95a5a6;"></div> |
| Write-In Totals | 2 | 0.49% | <div style="width: 0.49%; background-color: #95a5a6;"></div> |

U.S. HOUSE DISTRICT 1

Vote For 1

| | TOTAL | VOTE % | |
|----------------------|-------|--------|---|
| REP BLAKE D. MOORE | 279 | 68.55% | <div style="width: 68.55%; background-color: #f1c40f;"></div> |
| DEM BILL CAMPBELL | 97 | 23.83% | <div style="width: 23.83%; background-color: #34495e;"></div> |
| LIB DANIEL R. COTTAM | 13 | 3.19% | <div style="width: 3.19%; background-color: #95a5a6;"></div> |

GOVERNOR / LT. GOVERNOR

Vote For 1

| | TOTAL | VOTE % | |
|----------------------|-------|--------|---|
| REP SPENCER J. COX | 234 | 57.49% | <div style="width: 57.49%; background-color: #f1c40f;"></div> |
| DEM BRIAN SMITH KING | 92 | 22.60% | <div style="width: 22.60%; background-color: #34495e;"></div> |
| IAP TOMMY WILLIAMS | 9 | 2.21% | <div style="width: 2.21%; background-color: #95a5a6;"></div> |
| LIB J. ROBERT LATHAM | 8 | 1.97% | <div style="width: 1.97%; background-color: #95a5a6;"></div> |
| TOM TOMENY | 0 | 0.00% | |
| Write-In Totals | 50 | 12.28% | <div style="width: 12.28%; background-color: #95a5a6;"></div> |

MSC02

ATTORNEY GENERAL

Vote For 1

| | TOTAL | VOTE % | |
|--------------------------|-------|--------|--|
| REP DEREK BROWN | 245 | 60.20% | <div style="width: 60.20%;"><div style="width: 60.20%;"></div></div> |
| DEM RUDY J BAUTISTA | 95 | 23.34% | <div style="width: 23.34%;"><div style="width: 23.34%;"></div></div> |
| UUP MICHELLE QUIST | 26 | 6.39% | <div style="width: 6.39%;"><div style="width: 6.39%;"></div></div> |
| LIB W. ANDREW MCCULLOUGH | 11 | 2.70% | <div style="width: 2.70%;"><div style="width: 2.70%;"></div></div> |
| AUSTIN HEPWORTH | 11 | 2.70% | <div style="width: 2.70%;"><div style="width: 2.70%;"></div></div> |

STATE AUDITOR AUDITOR

Vote For 1

| | TOTAL | VOTE % | |
|-----------------------|-------|--------|--|
| REP TINA CANNON | 263 | 64.62% | <div style="width: 64.62%;"><div style="width: 64.62%;"></div></div> |
| DEM CATHERINE VOUTAZ | 100 | 24.57% | <div style="width: 24.57%;"><div style="width: 24.57%;"></div></div> |
| CON JEFFREY L. OSTLER | 19 | 4.67% | <div style="width: 4.67%;"><div style="width: 4.67%;"></div></div> |

STATE TREASURER

Vote For 1

| | TOTAL | VOTE % | |
|-------------------|-------|--------|--|
| REP MARLO M. OAKS | 259 | 63.64% | <div style="width: 63.64%;"><div style="width: 63.64%;"></div></div> |
| DEM NEIL A HANSEN | 107 | 26.29% | <div style="width: 26.29%;"><div style="width: 26.29%;"></div></div> |
| UFP MILES POMEROY | 16 | 3.93% | <div style="width: 3.93%;"><div style="width: 3.93%;"></div></div> |

UTAH SENATE DISTRICT 4

Vote For 1

| | TOTAL | VOTE % | |
|--------------------------|-------|--------|--|
| REP CALVIN RAY MUSSELMAN | 273 | 67.08% | <div style="width: 67.08%;"><div style="width: 67.08%;"></div></div> |

UTAH HOUSE DISTRICT 6

Vote For 1

| | TOTAL | VOTE % | |
|----------------------|-------|--------|--|
| REP MATTHEW H. GWYNN | 262 | 64.37% | <div style="width: 64.37%;"><div style="width: 64.37%;"></div></div> |
| DEM AMBER HARDY | 116 | 28.50% | <div style="width: 28.50%;"><div style="width: 28.50%;"></div></div> |

COUNTY COMMISSION SEAT C

Vote For 1

| | TOTAL | VOTE % | |
|------------------------|-------|--------|--|
| REP JIM HARVEY | 236 | 57.99% | <div style="width: 57.99%;"><div style="width: 57.99%;"></div></div> |
| DEM STEVEN VAN WAGONER | 137 | 33.66% | <div style="width: 33.66%;"><div style="width: 33.66%;"></div></div> |
| LIB BRIAN K ROWLEY | 17 | 4.18% | <div style="width: 4.18%;"><div style="width: 4.18%;"></div></div> |

COUNTY ASSESSOR

Vote For 1

| | TOTAL | VOTE % | |
|----------------------|-------|--------|--|
| REP JOHN E. ULIBARRI | 315 | 77.40% | <div style="width: 77.40%;"><div style="width: 77.40%;"></div></div> |

MSC02

COUNTY RECORDER / SURVEYOR

Vote For 1

| | TOTAL | VOTE % | |
|-----------------------|-------|--------|--|
| REP BAHY RAHIMZADEGAN | 309 | 75.92% | |

COUNTY TREASURER

Vote For 1

| | TOTAL | VOTE % | |
|--------------------|-------|--------|--|
| REP LYNELLE JENSEN | 317 | 77.89% | |

WEBER SCHOOL BOARD DISTRICT 4

Vote For 1

| | TOTAL | VOTE % | |
|------------------|-------|--------|--|
| PAUL J. WIDDISON | 290 | 71.25% | |

MATTHEW B. DURRANT

Vote For 1

| | TOTAL | VOTE % | |
|-----|-------|--------|--|
| Yes | 246 | 60.44% | |
| No | 94 | 23.10% | |

RYAN D. TENNEY

Vote For 1

| | TOTAL | VOTE % | |
|-----|-------|--------|--|
| Yes | 241 | 59.21% | |
| No | 92 | 22.60% | |

JOSEPH M. BEAN

Vote For 1

| | TOTAL | VOTE % | |
|-----|-------|--------|--|
| Yes | 233 | 57.25% | |
| No | 100 | 24.57% | |

RONALD G. RUSSELL

Vote For 1

| | TOTAL | VOTE % | |
|-----|-------|--------|--|
| Yes | 246 | 60.44% | |
| No | 87 | 21.38% | |

CRISTINA PATRICIA ORTEGA

Vote For 1

| | TOTAL | VOTE % | |
|-----|-------|--------|--|
| Yes | 239 | 58.72% | |
| No | 96 | 23.59% | |

MSC02

CRAIG HALL

Vote For 1

| | TOTAL | VOTE % | |
|-----|-------|--------|---|
| Yes | 236 | 57.99% |  |
| No | 96 | 23.59% |  |

MICHAEL DARIO DIREDA

Vote For 1

| | TOTAL | VOTE % | |
|-----|-------|--------|---|
| Yes | 239 | 58.72% |  |
| No | 97 | 23.83% |  |

TASHA WILLIAMS

Vote For 1

| | TOTAL | VOTE % | |
|-----|-------|--------|---|
| Yes | 248 | 60.93% |  |
| No | 86 | 21.13% |  |

CONSTITUTIONAL AMENDMENT B

Vote For 1

| | TOTAL | VOTE % | |
|---------|-------|--------|---|
| For | 241 | 59.21% |  |
| Against | 140 | 34.40% |  |

CONSTITUTIONAL AMENDMENT C

Vote For 1

| | TOTAL | VOTE % | |
|---------|-------|--------|---|
| For | 318 | 78.13% |  |
| Against | 65 | 15.97% |  |

BALLOT PROPOSITION 19

Vote For 1

| | TOTAL | VOTE % | |
|-----|-------|--------|---|
| Yes | 247 | 60.69% |  |
| No | 142 | 34.89% |  |

MSC03 Suppressed

Statistics TOTAL

| | |
|---------------------------|---------|
| Registered Voters - Total | 2 |
| Ballots Cast - Total | 3 |
| Voter Turnout - Total | 150.00% |

U.S. PRESIDENT / VICE PRESIDENT

Vote For 1

| | TOTAL | VOTE % |
|--|-------|--------|
|--|-------|--------|

| | |
|-----------------------|--|
| REP DONALD J. TRUMP | |
| CORNEL RONALD WEST | |
| LUCIFER "JUSTIN CASE" | |
| CON JOEL SKOUSEN | |
| GRN JILL STEIN | |
| LIB CHASE OLIVER | |
| DEM KAMALA D. HARRIS | |
| CLAUDIA DE LA CRUZ | |
| Write-In Totals | |

U.S. SENATE

Vote For 1

| | TOTAL | VOTE % |
|--|-------|--------|
|--|-------|--------|

| | |
|----------------------|--|
| REP JOHN CURTIS | |
| IAP CARLTON E. BOWEN | |
| DEM CAROLINE GLEICH | |
| Write-In Totals | |

U.S. HOUSE DISTRICT 1

Vote For 1

| | TOTAL | VOTE % |
|--|-------|--------|
|--|-------|--------|

| | |
|----------------------|--|
| REP BLAKE D. MOORE | |
| LIB DANIEL R. COTTAM | |
| DEM BILL CAMPBELL | |

GOVERNOR / LT. GOVERNOR

Vote For 1

| | TOTAL | VOTE % |
|--|-------|--------|
|--|-------|--------|

| | |
|----------------------|--|
| REP SPENCER J. COX | |
| DEM BRIAN SMITH KING | |
| LIB J. ROBERT LATHAM | |
| IAP TOMMY WILLIAMS | |
| TOM TOMENY | |
| Write-In Totals | |

MSC03 Suppressed

ATTORNEY GENERAL

Vote For 1

TOTAL VOTE %

REP DEREK BROWN

AUSTIN HEPWORTH

DEM RUDY J BAUTISTA

LIB W. ANDREW MCCULLOUGH

UUP MICHELLE QUIST

STATE AUDITOR AUDITOR

Vote For 1

TOTAL VOTE %

REP TINA CANNON

CON JEFFREY L. OSTLER

DEM CATHERINE VOUTAZ

STATE TREASURER

Vote For 1

TOTAL VOTE %

REP MARLO M. OAKS

UFP MILES POMEROY

DEM NEIL A HANSEN

UTAH SENATE DISTRICT 4

Vote For 1

TOTAL VOTE %

REP CALVIN RAY MUSSELMAN

UTAH HOUSE DISTRICT 9

Vote For 1

TOTAL VOTE %

REP JAKE SAWYER

LIB JACOB K. JOHNSON

DEM ANGELA CHOBERKA

COUNTY COMMISSION SEAT C

Vote For 1

TOTAL VOTE %

REP JIM HARVEY

LIB BRIAN K ROWLEY

DEM STEVEN VAN WAGONER

COUNTY ASSESSOR

Vote For 1

TOTAL VOTE %

REP JOHN E. ULIBARRI

MSC03 Suppressed

COUNTY RECORDER / SURVEYOR

Vote For 1

TOTAL VOTE %

REP BAHY RAHIMZADEGAN

COUNTY TREASURER

Vote For 1

TOTAL VOTE %

REP LYNELLE JENSEN

WEBER SCHOOL BOARD DISTRICT 4

Vote For 1

TOTAL VOTE %

PAUL J. WIDDISON

MATTHEW B. DURRANT

Vote For 1

TOTAL VOTE %

Yes

No

RYAN D. TENNEY

Vote For 1

TOTAL VOTE %

Yes

No

JOSEPH M. BEAN

Vote For 1

TOTAL VOTE %

Yes

No

RONALD G. RUSSELL

Vote For 1

TOTAL VOTE %

Yes

No

CRISTINA PATRICIA ORTEGA

Vote For 1

TOTAL VOTE %

Yes

No

MSC03 Suppressed

CRAIG HALL

Vote For 1

TOTAL VOTE %

Yes

No

MICHAEL DARIO DIREDA

Vote For 1

TOTAL VOTE %

Yes

No

TASHA WILLIAMS

Vote For 1

TOTAL VOTE %

Yes

No

CONSTITUTIONAL AMENDMENT B

Vote For 1

TOTAL VOTE %

Against

For

CONSTITUTIONAL AMENDMENT C

Vote For 1

TOTAL VOTE %

For

Against

BALLOT PROPOSITION 19

Vote For 1

TOTAL VOTE %

No

Yes

MSC04

Statistics TOTAL

| | |
|---------------------------|--------|
| Registered Voters - Total | 49 |
| Ballots Cast - Total | 38 |
| Voter Turnout - Total | 77.55% |

U.S. PRESIDENT / VICE PRESIDENT

Vote For 1

| | TOTAL | VOTE % | |
|-----------------------|-------|--------|---|
| REP DONALD J. TRUMP | 36 | 94.74% | <div style="width: 94.74%; height: 10px; background-color: #f0e68c;"></div> |
| DEM KAMALA D. HARRIS | 2 | 5.26% | <div style="width: 5.26%; height: 10px; background-color: #c0c0c0;"></div> |
| CORNEL RONALD WEST | 0 | 0.00% | <div style="width: 0%; height: 10px; background-color: #c0c0c0;"></div> |
| LUCIFER "JUSTIN CASE" | 0 | 0.00% | <div style="width: 0%; height: 10px; background-color: #c0c0c0;"></div> |
| CON JOEL SKOUSEN | 0 | 0.00% | <div style="width: 0%; height: 10px; background-color: #c0c0c0;"></div> |
| GRN JILL STEIN | 0 | 0.00% | <div style="width: 0%; height: 10px; background-color: #c0c0c0;"></div> |
| LIB CHASE OLIVER | 0 | 0.00% | <div style="width: 0%; height: 10px; background-color: #c0c0c0;"></div> |
| CLAUDIA DE LA CRUZ | 0 | 0.00% | <div style="width: 0%; height: 10px; background-color: #c0c0c0;"></div> |
| Write-In Totals | 0 | 0.00% | <div style="width: 0%; height: 10px; background-color: #c0c0c0;"></div> |

U.S. SENATE

Vote For 1

| | TOTAL | VOTE % | |
|----------------------|-------|--------|---|
| REP JOHN CURTIS | 32 | 84.21% | <div style="width: 84.21%; height: 10px; background-color: #f0e68c;"></div> |
| IAP CARLTON E. BOWEN | 2 | 5.26% | <div style="width: 5.26%; height: 10px; background-color: #c0c0c0;"></div> |
| DEM CAROLINE GLEICH | 1 | 2.63% | <div style="width: 2.63%; height: 10px; background-color: #c0c0c0;"></div> |
| Write-In Totals | 1 | 2.63% | <div style="width: 2.63%; height: 10px; background-color: #c0c0c0;"></div> |

U.S. HOUSE DISTRICT 1

Vote For 1

| | TOTAL | VOTE % | |
|----------------------|-------|--------|---|
| REP BLAKE D. MOORE | 34 | 89.47% | <div style="width: 89.47%; height: 10px; background-color: #f0e68c;"></div> |
| LIB DANIEL R. COTTAM | 2 | 5.26% | <div style="width: 5.26%; height: 10px; background-color: #c0c0c0;"></div> |
| DEM BILL CAMPBELL | 1 | 2.63% | <div style="width: 2.63%; height: 10px; background-color: #c0c0c0;"></div> |

GOVERNOR / LT. GOVERNOR

Vote For 1

| | TOTAL | VOTE % | |
|----------------------|-------|--------|---|
| REP SPENCER J. COX | 25 | 65.79% | <div style="width: 65.79%; height: 10px; background-color: #f0e68c;"></div> |
| LIB J. ROBERT LATHAM | 3 | 7.89% | <div style="width: 7.89%; height: 10px; background-color: #c0c0c0;"></div> |
| IAP TOMMY WILLIAMS | 1 | 2.63% | <div style="width: 2.63%; height: 10px; background-color: #c0c0c0;"></div> |
| DEM BRIAN SMITH KING | 1 | 2.63% | <div style="width: 2.63%; height: 10px; background-color: #c0c0c0;"></div> |
| TOM TOMENY | 0 | 0.00% | <div style="width: 0%; height: 10px; background-color: #c0c0c0;"></div> |
| Write-In Totals | 5 | 13.16% | <div style="width: 13.16%; height: 10px; background-color: #c0c0c0;"></div> |

MSC04

ATTORNEY GENERAL

Vote For 1

| | TOTAL | VOTE % | |
|--------------------------|-------|--------|--|
| REP DEREK BROWN | 30 | 78.95% | <div style="width: 78.95%;"><div style="width: 78.95%;"></div></div> |
| UUP MICHELLE QUIST | 2 | 5.26% | <div style="width: 5.26%;"><div style="width: 5.26%;"></div></div> |
| DEM RUDY J BAUTISTA | 1 | 2.63% | <div style="width: 2.63%;"><div style="width: 2.63%;"></div></div> |
| LIB W. ANDREW MCCULLOUGH | 1 | 2.63% | <div style="width: 2.63%;"><div style="width: 2.63%;"></div></div> |
| AUSTIN HEPWORTH | 0 | 0.00% | <div style="width: 0.00%;"><div style="width: 0.00%;"></div></div> |

STATE AUDITOR AUDITOR

Vote For 1

| | TOTAL | VOTE % | |
|-----------------------|-------|--------|--|
| REP TINA CANNON | 32 | 84.21% | <div style="width: 84.21%;"><div style="width: 84.21%;"></div></div> |
| DEM CATHERINE VOUTAZ | 2 | 5.26% | <div style="width: 5.26%;"><div style="width: 5.26%;"></div></div> |
| CON JEFFREY L. OSTLER | 1 | 2.63% | <div style="width: 2.63%;"><div style="width: 2.63%;"></div></div> |

STATE TREASURER

Vote For 1

| | TOTAL | VOTE % | |
|-------------------|-------|--------|--|
| REP MARLO M. OAKS | 29 | 76.32% | <div style="width: 76.32%;"><div style="width: 76.32%;"></div></div> |
| UFP MILES POMEROY | 3 | 7.89% | <div style="width: 7.89%;"><div style="width: 7.89%;"></div></div> |
| DEM NEIL A HANSEN | 3 | 7.89% | <div style="width: 7.89%;"><div style="width: 7.89%;"></div></div> |

UTAH SENATE DISTRICT 3

Vote For 1

| | TOTAL | VOTE % | |
|---------------------|-------|--------|--|
| REP JOHN D. JOHNSON | 35 | 92.11% | <div style="width: 92.11%;"><div style="width: 92.11%;"></div></div> |
| DEM STACY BERNAL | 2 | 5.26% | <div style="width: 5.26%;"><div style="width: 5.26%;"></div></div> |

UTAH HOUSE DISTRICT 9

Vote For 1

| | TOTAL | VOTE % | |
|----------------------|-------|--------|--|
| REP JAKE SAWYER | 34 | 89.47% | <div style="width: 89.47%;"><div style="width: 89.47%;"></div></div> |
| LIB JACOB K. JOHNSON | 2 | 5.26% | <div style="width: 5.26%;"><div style="width: 5.26%;"></div></div> |
| DEM ANGELA CHOBERKA | 1 | 2.63% | <div style="width: 2.63%;"><div style="width: 2.63%;"></div></div> |

COUNTY COMMISSION SEAT C

Vote For 1

| | TOTAL | VOTE % | |
|------------------------|-------|--------|--|
| REP JIM HARVEY | 34 | 89.47% | <div style="width: 89.47%;"><div style="width: 89.47%;"></div></div> |
| LIB BRIAN K ROWLEY | 2 | 5.26% | <div style="width: 5.26%;"><div style="width: 5.26%;"></div></div> |
| DEM STEVEN VAN WAGONER | 1 | 2.63% | <div style="width: 2.63%;"><div style="width: 2.63%;"></div></div> |

COUNTY ASSESSOR

Vote For 1

| | TOTAL | VOTE % | |
|----------------------|-------|--------|--|
| REP JOHN E. ULIBARRI | 31 | 81.58% | <div style="width: 81.58%;"><div style="width: 81.58%;"></div></div> |

MSC04

COUNTY RECORDER / SURVEYOR

Vote For 1

| | TOTAL | VOTE % | |
|-----------------------|-------|--------|--|
| REP BAHY RAHIMZADEGAN | 29 | 76.32% | |

COUNTY TREASURER

Vote For 1

| | TOTAL | VOTE % | |
|--------------------|-------|--------|--|
| REP LYNELLE JENSEN | 29 | 76.32% | |

WEBER SCHOOL BOARD DISTRICT 4

Vote For 1

| | TOTAL | VOTE % | |
|------------------|-------|--------|--|
| PAUL J. WIDDISON | 30 | 78.95% | |

MATTHEW B. DURRANT

Vote For 1

| | TOTAL | VOTE % | |
|-----|-------|--------|--|
| Yes | 27 | 71.05% | |
| No | 9 | 23.68% | |

RYAN D. TENNEY

Vote For 1

| | TOTAL | VOTE % | |
|-----|-------|--------|--|
| Yes | 25 | 65.79% | |
| No | 11 | 28.95% | |

JOSEPH M. BEAN

Vote For 1

| | TOTAL | VOTE % | |
|-----|-------|--------|--|
| Yes | 27 | 71.05% | |
| No | 9 | 23.68% | |

RONALD G. RUSSELL

Vote For 1

| | TOTAL | VOTE % | |
|-----|-------|--------|--|
| Yes | 24 | 63.16% | |
| No | 11 | 28.95% | |

CRISTINA PATRICIA ORTEGA

Vote For 1

| | TOTAL | VOTE % | |
|-----|-------|--------|--|
| Yes | 23 | 60.53% | |
| No | 13 | 34.21% | |

MSC04

CRAIG HALL

Vote For 1

| | TOTAL | VOTE % | |
|-----|-------|--------|---|
| Yes | 27 | 71.05% |  |
| No | 9 | 23.68% |  |


MICHAEL DARIO DIREDA

Vote For 1

| | TOTAL | VOTE % | |
|-----|-------|--------|---|
| Yes | 26 | 68.42% |  |
| No | 9 | 23.68% |  |

TASHA WILLIAMS

Vote For 1

| | TOTAL | VOTE % | |
|-----|-------|--------|---|
| Yes | 28 | 73.68% |  |
| No | 8 | 21.05% |  |

CONSTITUTIONAL AMENDMENT B

Vote For 1

| | TOTAL | VOTE % | |
|---------|-------|--------|---|
| For | 27 | 71.05% |  |
| Against | 9 | 23.68% |  |

CONSTITUTIONAL AMENDMENT C

Vote For 1

| | TOTAL | VOTE % | |
|---------|-------|--------|---|
| For | 36 | 94.74% |  |
| Against | 2 | 5.26% |  |

BALLOT PROPOSITION 19

Vote For 1

| | TOTAL | VOTE % | |
|-----|-------|--------|---|
| Yes | 22 | 57.89% |  |
| No | 14 | 36.84% |  |

NOG01

| Statistics | TOTAL |
|---------------------------|--------|
| Registered Voters - Total | 1,019 |
| Ballots Cast - Total | 896 |
| Voter Turnout - Total | 87.93% |

U.S. PRESIDENT / VICE PRESIDENT

Vote For 1

| | TOTAL | VOTE % | |
|-----------------------|-------|--------|--|
| REP DONALD J. TRUMP | 581 | 64.84% | |
| DEM KAMALA D. HARRIS | 278 | 31.03% | |
| LIB CHASE OLIVER | 12 | 1.34% | |
| GRN JILL STEIN | 5 | 0.56% | |
| CON JOEL SKOUSEN | 3 | 0.33% | |
| CLAUDIA DE LA CRUZ | 1 | 0.11% | |
| CORNEL RONALD WEST | 0 | 0.00% | |
| LUCIFER "JUSTIN CASE" | 0 | 0.00% | |
| Write-In Totals | 8 | 0.89% | |

U.S. SENATE

Vote For 1

| | TOTAL | VOTE % | |
|----------------------|-------|--------|--|
| REP JOHN CURTIS | 564 | 62.95% | |
| DEM CAROLINE GLEICH | 227 | 25.33% | |
| IAP CARLTON E. BOWEN | 50 | 5.58% | |
| Write-In Totals | 10 | 1.12% | |

U.S. HOUSE DISTRICT 1

Vote For 1

| | TOTAL | VOTE % | |
|----------------------|-------|--------|--|
| REP BLAKE D. MOORE | 588 | 65.62% | |
| DEM BILL CAMPBELL | 203 | 22.66% | |
| LIB DANIEL R. COTTAM | 37 | 4.13% | |

GOVERNOR / LT. GOVERNOR

Vote For 1

| | TOTAL | VOTE % | |
|----------------------|-------|--------|--|
| REP SPENCER J. COX | 484 | 54.02% | |
| DEM BRIAN SMITH KING | 187 | 20.87% | |
| LIB J. ROBERT LATHAM | 32 | 3.57% | |
| IAP TOMMY WILLIAMS | 14 | 1.56% | |
| TOM TOMENY | 3 | 0.33% | |
| Write-In Totals | 134 | 14.96% | |

NOG01

ATTORNEY GENERAL

Vote For 1

| | TOTAL | VOTE % | |
|--------------------------|-------|--------|--|
| REP DEREK BROWN | 544 | 60.71% | |
| DEM RUDY J BAUTISTA | 195 | 21.76% | |
| UUP MICHELLE QUIST | 47 | 5.25% | |
| LIB W. ANDREW MCCULLOUGH | 29 | 3.24% | |
| AUSTIN HEPWORTH | 18 | 2.01% | |

STATE AUDITOR AUDITOR

Vote For 1

| | TOTAL | VOTE % | |
|-----------------------|-------|--------|--|
| REP TINA CANNON | 560 | 62.50% | |
| DEM CATHERINE VOUTAZ | 220 | 24.55% | |
| CON JEFFREY L. OSTLER | 33 | 3.68% | |

STATE TREASURER

Vote For 1

| | TOTAL | VOTE % | |
|-------------------|-------|--------|--|
| REP MARLO M. OAKS | 577 | 64.40% | |
| DEM NEIL A HANSEN | 206 | 22.99% | |
| UFP MILES POMEROY | 36 | 4.02% | |

UTAH SENATE DISTRICT 3

Vote For 1

| | TOTAL | VOTE % | |
|---------------------|-------|--------|--|
| REP JOHN D. JOHNSON | 588 | 65.62% | |
| DEM STACY BERNAL | 274 | 30.58% | |

UTAH HOUSE DISTRICT 8

Vote For 1

| | TOTAL | VOTE % | |
|------------------|-------|--------|--|
| REP JASON B KYLE | 599 | 66.85% | |

COUNTY COMMISSION SEAT C

Vote For 1

| | TOTAL | VOTE % | |
|------------------------|-------|--------|--|
| REP JIM HARVEY | 540 | 60.27% | |
| DEM STEVEN VAN WAGONER | 238 | 26.56% | |
| LIB BRIAN K ROWLEY | 51 | 5.69% | |

COUNTY ASSESSOR

Vote For 1

| | TOTAL | VOTE % | |
|----------------------|-------|--------|--|
| REP JOHN E. ULIBARRI | 665 | 74.22% | |

NOG01

COUNTY RECORDER / SURVEYOR

Vote For 1

| | TOTAL | VOTE % | |
|-----------------------|-------|--------|--|
| REP BAHY RAHIMZADEGAN | 649 | 72.43% | |

COUNTY TREASURER

Vote For 1

| | TOTAL | VOTE % | |
|--------------------|-------|--------|--|
| REP LYNELLE JENSEN | 666 | 74.33% | |

MATTHEW B. DURRANT

Vote For 1

| | TOTAL | VOTE % | |
|-----|-------|--------|--|
| Yes | 524 | 58.48% | |
| No | 149 | 16.63% | |

RYAN D. TENNEY

Vote For 1

| | TOTAL | VOTE % | |
|-----|-------|--------|--|
| Yes | 521 | 58.15% | |
| No | 143 | 15.96% | |

JOSEPH M. BEAN

Vote For 1

| | TOTAL | VOTE % | |
|-----|-------|--------|--|
| Yes | 514 | 57.37% | |
| No | 148 | 16.52% | |

RONALD G. RUSSELL

Vote For 1

| | TOTAL | VOTE % | |
|-----|-------|--------|--|
| Yes | 517 | 57.70% | |
| No | 139 | 15.51% | |

CRISTINA PATRICIA ORTEGA

Vote For 1

| | TOTAL | VOTE % | |
|-----|-------|--------|--|
| Yes | 486 | 54.24% | |
| No | 171 | 19.08% | |

CRAIG HALL

Vote For 1

| | TOTAL | VOTE % | |
|-----|-------|--------|--|
| Yes | 499 | 55.69% | |
| No | 153 | 17.08% | |

NOG01

MICHAEL DARIO DIREDA

Vote For 1

| | TOTAL | VOTE % | |
|-----|-------|--------|---|
| Yes | 512 | 57.14% |  |
| No | 143 | 15.96% |  |

TASHA WILLIAMS

Vote For 1

| | TOTAL | VOTE % | |
|-----|-------|--------|---|
| Yes | 517 | 57.70% |  |
| No | 137 | 15.29% |  |

CONSTITUTIONAL AMENDMENT B

Vote For 1

| | TOTAL | VOTE % | |
|---------|-------|--------|---|
| For | 543 | 60.60% |  |
| Against | 273 | 30.47% |  |

CONSTITUTIONAL AMENDMENT C

Vote For 1

| | TOTAL | VOTE % | |
|---------|-------|--------|---|
| For | 702 | 78.35% |  |
| Against | 113 | 12.61% |  |

BALLOT PROPOSITION 19

Vote For 1

| | TOTAL | VOTE % | |
|-----|-------|--------|---|
| Yes | 530 | 59.15% |  |
| No | 292 | 32.59% |  |

NOG02

Statistics TOTAL

| | |
|---------------------------|--------|
| Registered Voters - Total | 623 |
| Ballots Cast - Total | 539 |
| Voter Turnout - Total | 86.52% |

U.S. PRESIDENT / VICE PRESIDENT

Vote For 1

| | TOTAL | VOTE % | |
|-----------------------|-------|--------|---|
| REP DONALD J. TRUMP | 337 | 62.52% | <div style="width: 62.52%; background-color: #ffc107;"></div> |
| DEM KAMALA D. HARRIS | 182 | 33.77% | <div style="width: 33.77%; background-color: #ffc107;"></div> |
| LIB CHASE OLIVER | 6 | 1.11% | <div style="width: 1.11%; background-color: #ffc107;"></div> |
| GRN JILL STEIN | 3 | 0.56% | <div style="width: 0.56%; background-color: #ffc107;"></div> |
| CON JOEL SKOUSEN | 1 | 0.19% | <div style="width: 0.19%; background-color: #ffc107;"></div> |
| CORNEL RONALD WEST | 0 | 0.00% | <div style="width: 0.00%; background-color: #ffc107;"></div> |
| LUCIFER "JUSTIN CASE" | 0 | 0.00% | <div style="width: 0.00%; background-color: #ffc107;"></div> |
| CLAUDIA DE LA CRUZ | 0 | 0.00% | <div style="width: 0.00%; background-color: #ffc107;"></div> |
| Write-In Totals | 6 | 1.11% | <div style="width: 1.11%; background-color: #ffc107;"></div> |

U.S. SENATE

Vote For 1

| | TOTAL | VOTE % | |
|----------------------|-------|--------|---|
| REP JOHN CURTIS | 341 | 63.27% | <div style="width: 63.27%; background-color: #ffc107;"></div> |
| DEM CAROLINE GLEICH | 148 | 27.46% | <div style="width: 27.46%; background-color: #ffc107;"></div> |
| IAP CARLTON E. BOWEN | 26 | 4.82% | <div style="width: 4.82%; background-color: #ffc107;"></div> |
| Write-In Totals | 0 | 0.00% | <div style="width: 0.00%; background-color: #ffc107;"></div> |

U.S. HOUSE DISTRICT 1

Vote For 1

| | TOTAL | VOTE % | |
|----------------------|-------|--------|---|
| REP BLAKE D. MOORE | 337 | 62.52% | <div style="width: 62.52%; background-color: #ffc107;"></div> |
| DEM BILL CAMPBELL | 148 | 27.46% | <div style="width: 27.46%; background-color: #ffc107;"></div> |
| LIB DANIEL R. COTTAM | 17 | 3.15% | <div style="width: 3.15%; background-color: #ffc107;"></div> |

GOVERNOR / LT. GOVERNOR

Vote For 1

| | TOTAL | VOTE % | |
|----------------------|-------|--------|---|
| REP SPENCER J. COX | 294 | 54.55% | <div style="width: 54.55%; background-color: #ffc107;"></div> |
| DEM BRIAN SMITH KING | 146 | 27.09% | <div style="width: 27.09%; background-color: #ffc107;"></div> |
| LIB J. ROBERT LATHAM | 14 | 2.60% | <div style="width: 2.60%; background-color: #ffc107;"></div> |
| IAP TOMMY WILLIAMS | 7 | 1.30% | <div style="width: 1.30%; background-color: #ffc107;"></div> |
| TOM TOMENY | 0 | 0.00% | <div style="width: 0.00%; background-color: #ffc107;"></div> |
| Write-In Totals | 68 | 12.62% | <div style="width: 12.62%; background-color: #ffc107;"></div> |

NOG02

ATTORNEY GENERAL

Vote For 1

| | TOTAL | VOTE % | |
|--------------------------|-------|--------|--|
| REP DEREK BROWN | 312 | 57.88% | |
| DEM RUDY J BAUTISTA | 145 | 26.90% | |
| LIB W. ANDREW MCCULLOUGH | 20 | 3.71% | |
| UUP MICHELLE QUIST | 19 | 3.52% | |
| AUSTIN HEPWORTH | 13 | 2.41% | |

STATE AUDITOR AUDITOR

Vote For 1

| | TOTAL | VOTE % | |
|-----------------------|-------|--------|--|
| REP TINA CANNON | 331 | 61.41% | |
| DEM CATHERINE VOUTAZ | 156 | 28.94% | |
| CON JEFFREY L. OSTLER | 12 | 2.23% | |

STATE TREASURER

Vote For 1

| | TOTAL | VOTE % | |
|-------------------|-------|--------|--|
| REP MARLO M. OAKS | 329 | 61.04% | |
| DEM NEIL A HANSEN | 159 | 29.50% | |
| UFP MILES POMEROY | 13 | 2.41% | |

UTAH SENATE DISTRICT 3

Vote For 1

| | TOTAL | VOTE % | |
|---------------------|-------|--------|--|
| REP JOHN D. JOHNSON | 326 | 60.48% | |
| DEM STACY BERNAL | 188 | 34.88% | |

UTAH HOUSE DISTRICT 8

Vote For 1

| | TOTAL | VOTE % | |
|------------------|-------|--------|--|
| REP JASON B KYLE | 357 | 66.23% | |

COUNTY COMMISSION SEAT C

Vote For 1

| | TOTAL | VOTE % | |
|------------------------|-------|--------|--|
| REP JIM HARVEY | 319 | 59.18% | |
| DEM STEVEN VAN WAGONER | 160 | 29.68% | |
| LIB BRIAN K ROWLEY | 24 | 4.45% | |

COUNTY ASSESSOR

Vote For 1

| | TOTAL | VOTE % | |
|----------------------|-------|--------|--|
| REP JOHN E. ULIBARRI | 404 | 74.95% | |

NOG02


COUNTY RECORDER / SURVEYOR

Vote For 1

| | TOTAL | VOTE % | |
|-----------------------|-------|--------|---|
| REP BAHY RAHIMZADEGAN | 390 | 72.36% |  |

COUNTY TREASURER

Vote For 1

| | TOTAL | VOTE % | |
|--------------------|-------|--------|---|
| REP LYNELLE JENSEN | 400 | 74.21% |  |



MATTHEW B. DURRANT

Vote For 1

| | TOTAL | VOTE % | |
|-----|-------|--------|---|
| Yes | 350 | 64.94% |  |
| No | 81 | 15.03% |  |

RYAN D. TENNEY

Vote For 1

| | TOTAL | VOTE % | |
|-----|-------|--------|--|
| Yes | 341 | 63.27% |  |
| No | 84 | 15.58% |  |


JOSEPH M. BEAN

Vote For 1

| | TOTAL | VOTE % | |
|-----|-------|--------|---|
| Yes | 331 | 61.41% |  |
| No | 97 | 18.00% |  |

RONALD G. RUSSELL

Vote For 1

| | TOTAL | VOTE % | |
|-----|-------|--------|---|
| Yes | 345 | 64.01% |  |
| No | 83 | 15.40% |  |


CRISTINA PATRICIA ORTEGA

Vote For 1

| | TOTAL | VOTE % | |
|-----|-------|--------|---|
| Yes | 334 | 61.97% |  |
| No | 95 | 17.63% |  |

CRAIG HALL

Vote For 1

| | TOTAL | VOTE % | |
|-----|-------|--------|---|
| Yes | 335 | 62.15% |  |
| No | 88 | 16.33% |  |

NOG02

MICHAEL DARIO DIREDA

Vote For 1

| | TOTAL | VOTE % | |
|-----|-------|--------|---|
| Yes | 351 | 65.12% |  |
| No | 77 | 14.29% |  |

TASHA WILLIAMS

Vote For 1

| | TOTAL | VOTE % | |
|-----|-------|--------|---|
| Yes | 348 | 64.56% |  |
| No | 80 | 14.84% |  |

CONSTITUTIONAL AMENDMENT B

Vote For 1

| | TOTAL | VOTE % | |
|---------|-------|--------|---|
| For | 344 | 63.82% |  |
| Against | 157 | 29.13% |  |

CONSTITUTIONAL AMENDMENT C

Vote For 1

| | TOTAL | VOTE % | |
|---------|-------|--------|---|
| For | 408 | 75.70% |  |
| Against | 92 | 17.07% |  |

BALLOT PROPOSITION 19

Vote For 1

| | TOTAL | VOTE % | |
|-----|-------|--------|---|
| Yes | 340 | 63.08% |  |
| No | 164 | 30.43% |  |

NOG03

Statistics TOTAL

| | |
|---------------------------|--------|
| Registered Voters - Total | 921 |
| Ballots Cast - Total | 795 |
| Voter Turnout - Total | 86.32% |

U.S. PRESIDENT / VICE PRESIDENT

Vote For 1

| | TOTAL | VOTE % | |
|-----------------------|-------|--------|---|
| REP DONALD J. TRUMP | 469 | 58.99% | <div style="width: 58.99%; background-color: #f1c40f;"></div> |
| DEM KAMALA D. HARRIS | 274 | 34.47% | <div style="width: 34.47%; background-color: #34495e;"></div> |
| LIB CHASE OLIVER | 11 | 1.38% | <div style="width: 1.38%; background-color: #95a5a6;"></div> |
| CON JOEL SKOUSEN | 4 | 0.50% | <div style="width: 0.50%; background-color: #34495e;"></div> |
| CLAUDIA DE LA CRUZ | 3 | 0.38% | <div style="width: 0.38%; background-color: #95a5a6;"></div> |
| LUCIFER "JUSTIN CASE" | 2 | 0.25% | <div style="width: 0.25%; background-color: #95a5a6;"></div> |
| GRN JILL STEIN | 1 | 0.13% | <div style="width: 0.13%; background-color: #27ae60;"></div> |
| CORNEL RONALD WEST | 0 | 0.00% | |
| Write-In Totals | 22 | 2.77% | <div style="width: 2.77%; background-color: #95a5a6;"></div> |

U.S. SENATE

Vote For 1

| | TOTAL | VOTE % | |
|----------------------|-------|--------|---|
| REP JOHN CURTIS | 507 | 63.77% | <div style="width: 63.77%; background-color: #f1c40f;"></div> |
| DEM CAROLINE GLEICH | 216 | 27.17% | <div style="width: 27.17%; background-color: #34495e;"></div> |
| IAP CARLTON E. BOWEN | 31 | 3.90% | <div style="width: 3.90%; background-color: #95a5a6;"></div> |
| Write-In Totals | 3 | 0.38% | <div style="width: 0.38%; background-color: #95a5a6;"></div> |

U.S. HOUSE DISTRICT 1

Vote For 1

| | TOTAL | VOTE % | |
|----------------------|-------|--------|---|
| REP BLAKE D. MOORE | 499 | 62.77% | <div style="width: 62.77%; background-color: #f1c40f;"></div> |
| DEM BILL CAMPBELL | 215 | 27.04% | <div style="width: 27.04%; background-color: #34495e;"></div> |
| LIB DANIEL R. COTTAM | 38 | 4.78% | <div style="width: 4.78%; background-color: #95a5a6;"></div> |

GOVERNOR / LT. GOVERNOR

Vote For 1

| | TOTAL | VOTE % | |
|----------------------|-------|--------|---|
| REP SPENCER J. COX | 436 | 54.84% | <div style="width: 54.84%; background-color: #f1c40f;"></div> |
| DEM BRIAN SMITH KING | 182 | 22.89% | <div style="width: 22.89%; background-color: #34495e;"></div> |
| LIB J. ROBERT LATHAM | 39 | 4.91% | <div style="width: 4.91%; background-color: #95a5a6;"></div> |
| IAP TOMMY WILLIAMS | 8 | 1.01% | <div style="width: 1.01%; background-color: #95a5a6;"></div> |
| TOM TOMENY | 4 | 0.50% | <div style="width: 0.50%; background-color: #34495e;"></div> |
| Write-In Totals | 102 | 12.83% | <div style="width: 12.83%; background-color: #95a5a6;"></div> |

NOG03

ATTORNEY GENERAL

Vote For 1

| | TOTAL | VOTE % | |
|--------------------------|-------|--------|--|
| REP DEREK BROWN | 441 | 55.47% | |
| DEM RUDY J BAUTISTA | 187 | 23.52% | |
| UUP MICHELLE QUIST | 66 | 8.30% | |
| LIB W. ANDREW MCCULLOUGH | 40 | 5.03% | |
| AUSTIN HEPWORTH | 17 | 2.14% | |

STATE AUDITOR AUDITOR

Vote For 1

| | TOTAL | VOTE % | |
|-----------------------|-------|--------|--|
| REP TINA CANNON | 465 | 58.49% | |
| DEM CATHERINE VOUTAZ | 208 | 26.16% | |
| CON JEFFREY L. OSTLER | 47 | 5.91% | |

STATE TREASURER

Vote For 1

| | TOTAL | VOTE % | |
|-------------------|-------|--------|--|
| REP MARLO M. OAKS | 479 | 60.25% | |
| DEM NEIL A HANSEN | 196 | 24.65% | |
| UFP MILES POMEROY | 44 | 5.53% | |

UTAH SENATE DISTRICT 3

Vote For 1

| | TOTAL | VOTE % | |
|---------------------|-------|--------|--|
| REP JOHN D. JOHNSON | 479 | 60.25% | |
| DEM STACY BERNAL | 280 | 35.22% | |

UTAH HOUSE DISTRICT 7

Vote For 1

| | TOTAL | VOTE % | |
|--------------------|-------|--------|--|
| REP RYAN D. WILCOX | 561 | 70.57% | |

COUNTY COMMISSION SEAT C

Vote For 1

| | TOTAL | VOTE % | |
|------------------------|-------|--------|--|
| REP JIM HARVEY | 418 | 52.58% | |
| DEM STEVEN VAN WAGONER | 259 | 32.58% | |
| LIB BRIAN K ROWLEY | 58 | 7.30% | |

COUNTY ASSESSOR

Vote For 1

| | TOTAL | VOTE % | |
|----------------------|-------|--------|--|
| REP JOHN E. ULIBARRI | 585 | 73.58% | |

NOG03

COUNTY RECORDER / SURVEYOR

Vote For 1

| | TOTAL | VOTE % | |
|-----------------------|-------|--------|--|
| REP BAHY RAHIMZADEGAN | 562 | 70.69% | |

COUNTY TREASURER

Vote For 1

| | TOTAL | VOTE % | |
|--------------------|-------|--------|--|
| REP LYNELLE JENSEN | 591 | 74.34% | |

MATTHEW B. DURRANT

Vote For 1

| | TOTAL | VOTE % | |
|-----|-------|--------|--|
| Yes | 471 | 59.25% | |
| No | 125 | 15.72% | |

RYAN D. TENNEY

Vote For 1

| | TOTAL | VOTE % | |
|-----|-------|--------|--|
| Yes | 464 | 58.36% | |
| No | 123 | 15.47% | |

JOSEPH M. BEAN

Vote For 1

| | TOTAL | VOTE % | |
|-----|-------|--------|--|
| Yes | 450 | 56.60% | |
| No | 131 | 16.48% | |

RONALD G. RUSSELL

Vote For 1

| | TOTAL | VOTE % | |
|-----|-------|--------|--|
| Yes | 471 | 59.25% | |
| No | 114 | 14.34% | |

CRISTINA PATRICIA ORTEGA

Vote For 1

| | TOTAL | VOTE % | |
|-----|-------|--------|--|
| Yes | 455 | 57.23% | |
| No | 131 | 16.48% | |

CRAIG HALL

Vote For 1

| | TOTAL | VOTE % | |
|-----|-------|--------|--|
| Yes | 456 | 57.36% | |
| No | 127 | 15.97% | |

NOG03

MICHAEL DARIO DIREDA

Vote For 1

| | TOTAL | VOTE % | |
|-----|-------|--------|---|
| Yes | 463 | 58.24% |  |
| No | 123 | 15.47% |  |

TASHA WILLIAMS

Vote For 1

| | TOTAL | VOTE % | |
|-----|-------|--------|---|
| Yes | 458 | 57.61% |  |
| No | 124 | 15.60% |  |

CONSTITUTIONAL AMENDMENT B

Vote For 1

| | TOTAL | VOTE % | |
|---------|-------|--------|---|
| For | 497 | 62.52% |  |
| Against | 227 | 28.55% |  |

CONSTITUTIONAL AMENDMENT C

Vote For 1

| | TOTAL | VOTE % | |
|---------|-------|--------|---|
| For | 624 | 78.49% |  |
| Against | 108 | 13.58% |  |

BALLOT PROPOSITION 19

Vote For 1

| | TOTAL | VOTE % | |
|-----|-------|--------|---|
| Yes | 514 | 64.65% |  |
| No | 236 | 29.69% |  |

NOG04

Statistics TOTAL

| | |
|---------------------------|--------|
| Registered Voters - Total | 942 |
| Ballots Cast - Total | 842 |
| Voter Turnout - Total | 89.38% |

U.S. PRESIDENT / VICE PRESIDENT

Vote For 1

| | TOTAL | VOTE % | |
|-----------------------|-------|--------|---|
| REP DONALD J. TRUMP | 490 | 58.19% | <div style="width: 58.19%; background-color: #ffc107;"></div> |
| DEM KAMALA D. HARRIS | 286 | 33.97% | <div style="width: 33.97%; background-color: #ffc107;"></div> |
| LIB CHASE OLIVER | 17 | 2.02% | <div style="width: 2.02%; background-color: #ffc107;"></div> |
| CON JOEL SKOUSEN | 5 | 0.59% | <div style="width: 0.59%; background-color: #ffc107;"></div> |
| GRN JILL STEIN | 5 | 0.59% | <div style="width: 0.59%; background-color: #ffc107;"></div> |
| CORNEL RONALD WEST | 2 | 0.24% | <div style="width: 0.24%; background-color: #ffc107;"></div> |
| LUCIFER "JUSTIN CASE" | 2 | 0.24% | <div style="width: 0.24%; background-color: #ffc107;"></div> |
| CLAUDIA DE LA CRUZ | 1 | 0.12% | <div style="width: 0.12%; background-color: #ffc107;"></div> |
| Write-In Totals | 16 | 1.90% | <div style="width: 1.90%; background-color: #ffc107;"></div> |

U.S. SENATE

Vote For 1

| | TOTAL | VOTE % | |
|----------------------|-------|--------|---|
| REP JOHN CURTIS | 543 | 64.49% | <div style="width: 64.49%; background-color: #ffc107;"></div> |
| DEM CAROLINE GLEICH | 230 | 27.32% | <div style="width: 27.32%; background-color: #ffc107;"></div> |
| IAP CARLTON E. BOWEN | 40 | 4.75% | <div style="width: 4.75%; background-color: #ffc107;"></div> |
| Write-In Totals | 2 | 0.24% | <div style="width: 0.24%; background-color: #ffc107;"></div> |

U.S. HOUSE DISTRICT 1

Vote For 1

| | TOTAL | VOTE % | |
|----------------------|-------|--------|---|
| REP BLAKE D. MOORE | 565 | 67.10% | <div style="width: 67.10%; background-color: #ffc107;"></div> |
| DEM BILL CAMPBELL | 211 | 25.06% | <div style="width: 25.06%; background-color: #ffc107;"></div> |
| LIB DANIEL R. COTTAM | 29 | 3.44% | <div style="width: 3.44%; background-color: #ffc107;"></div> |

GOVERNOR / LT. GOVERNOR






Vote For 1

| | TOTAL | VOTE % | |
|----------------------|-------|--------|---|
| REP SPENCER J. COX | 506 | 60.10% | <div style="width: 60.10%; background-color: #ffc107;"></div> |
| DEM BRIAN SMITH KING | 207 | 24.58% | <div style="width: 24.58%; background-color: #ffc107;"></div> |
| LIB J. ROBERT LATHAM | 16 | 1.90% | <div style="width: 1.90%; background-color: #ffc107;"></div> |
| IAP TOMMY WILLIAMS | 13 | 1.54% | <div style="width: 1.54%; background-color: #ffc107;"></div> |
| TOM TOMENY | 4 | 0.48% | <div style="width: 0.48%; background-color: #ffc107;"></div> |
| Write-In Totals | 75 | 8.91% | <div style="width: 8.91%; background-color: #ffc107;"></div> |

NOG04

ATTORNEY GENERAL

Vote For 1

| | TOTAL | VOTE % | |
|--------------------------|-------|--------|---|
| REP DEREK BROWN | 495 | 58.79% |  |
| DEM RUDY J BAUTISTA | 213 | 25.30% |  |
| UUP MICHELLE QUIST | 53 | 6.29% |  |
| LIB W. ANDREW MCCULLOUGH | 25 | 2.97% |  |
| AUSTIN HEPWORTH | 16 | 1.90% |  |




STATE AUDITOR AUDITOR

Vote For 1

| | TOTAL | VOTE % | |
|-----------------------|-------|--------|---|
| REP TINA CANNON | 533 | 63.30% |  |
| DEM CATHERINE VOUTAZ | 213 | 25.30% |  |
| CON JEFFREY L. OSTLER | 39 | 4.63% |  |


STATE TREASURER

Vote For 1

| | TOTAL | VOTE % | |
|-------------------|-------|--------|---|
| REP MARLO M. OAKS | 517 | 61.40% |  |
| DEM NEIL A HANSEN | 225 | 26.72% |  |
| UFP MILES POMEROY | 41 | 4.87% |  |

UTAH SENATE DISTRICT 3

Vote For 1

| | TOTAL | VOTE % | |
|---------------------|-------|--------|---|
| REP JOHN D. JOHNSON | 513 | 60.93% |  |
| DEM STACY BERNAL | 301 | 35.75% |  |




UTAH HOUSE DISTRICT 8

Vote For 1

| | TOTAL | VOTE % | |
|------------------|-------|--------|---|
| REP JASON B KYLE | 597 | 70.90% |  |

COUNTY COMMISSION SEAT C

Vote For 1

| | TOTAL | VOTE % | |
|------------------------|-------|--------|---|
| REP JIM HARVEY | 482 | 57.24% |  |
| DEM STEVEN VAN WAGONER | 258 | 30.64% |  |
| LIB BRIAN K ROWLEY | 44 | 5.23% |  |

COUNTY ASSESSOR

Vote For 1

| | TOTAL | VOTE % | |
|----------------------|-------|--------|---|
| REP JOHN E. ULIBARRI | 639 | 75.89% |  |

NOG04

COUNTY RECORDER / SURVEYOR

Vote For 1

| | TOTAL | VOTE % | |
|-----------------------|-------|--------|--|
| REP BAHY RAHIMZADEGAN | 630 | 74.82% | |

COUNTY TREASURER

Vote For 1

| | TOTAL | VOTE % | |
|--------------------|-------|--------|--|
| REP LYNELLE JENSEN | 641 | 76.13% | |

MATTHEW B. DURRANT

Vote For 1

| | TOTAL | VOTE % | |
|-----|-------|--------|--|
| Yes | 553 | 65.68% | |
| No | 128 | 15.20% | |

RYAN D. TENNEY

Vote For 1

| | TOTAL | VOTE % | |
|-----|-------|--------|--|
| Yes | 550 | 65.32% | |
| No | 121 | 14.37% | |

JOSEPH M. BEAN

Vote For 1

| | TOTAL | VOTE % | |
|-----|-------|--------|--|
| Yes | 549 | 65.20% | |
| No | 123 | 14.61% | |

RONALD G. RUSSELL

Vote For 1

| | TOTAL | VOTE % | |
|-----|-------|--------|--|
| Yes | 564 | 66.98% | |
| No | 106 | 12.59% | |

CRISTINA PATRICIA ORTEGA

Vote For 1

| | TOTAL | VOTE % | |
|-----|-------|--------|--|
| Yes | 528 | 62.71% | |
| No | 147 | 17.46% | |

CRAIG HALL

Vote For 1

| | TOTAL | VOTE % | |
|-----|-------|--------|--|
| Yes | 536 | 63.66% | |
| No | 128 | 15.20% | |

NOG04

MICHAEL DARIO DIREDA

Vote For 1

| | TOTAL | VOTE % | |
|-----|-------|--------|---|
| Yes | 548 | 65.08% |  |
| No | 119 | 14.13% |  |

TASHA WILLIAMS

Vote For 1

| | TOTAL | VOTE % | |
|-----|-------|--------|---|
| Yes | 555 | 65.91% |  |
| No | 114 | 13.54% |  |

CONSTITUTIONAL AMENDMENT B

Vote For 1

| | TOTAL | VOTE % | |
|---------|-------|--------|---|
| For | 537 | 63.78% |  |
| Against | 247 | 29.33% |  |

CONSTITUTIONAL AMENDMENT C

Vote For 1

| | TOTAL | VOTE % | |
|---------|-------|--------|---|
| For | 646 | 76.72% |  |
| Against | 140 | 16.63% |  |

BALLOT PROPOSITION 19

Vote For 1

| | TOTAL | VOTE % | |
|-----|-------|--------|---|
| Yes | 564 | 66.98% |  |
| No | 225 | 26.72% |  |

NOG05

Statistics TOTAL

| | |
|---------------------------|--------|
| Registered Voters - Total | 970 |
| Ballots Cast - Total | 853 |
| Voter Turnout - Total | 87.94% |

U.S. PRESIDENT / VICE PRESIDENT

Vote For 1

| | TOTAL | VOTE % | |
|-----------------------|-------|--------|---|
| REP DONALD J. TRUMP | 506 | 59.32% | <div style="width: 59.32%; height: 10px; background-color: #ffc107;"></div> |
| DEM KAMALA D. HARRIS | 291 | 34.11% | <div style="width: 34.11%; height: 10px; background-color: #ffc107;"></div> |
| LIB CHASE OLIVER | 11 | 1.29% | <div style="width: 1.29%; height: 10px; background-color: #ffc107;"></div> |
| CON JOEL SKOUSEN | 8 | 0.94% | <div style="width: 0.94%; height: 10px; background-color: #ffc107;"></div> |
| GRN JILL STEIN | 5 | 0.59% | <div style="width: 0.59%; height: 10px; background-color: #ffc107;"></div> |
| LUCIFER "JUSTIN CASE" | 1 | 0.12% | <div style="width: 0.12%; height: 10px; background-color: #ffc107;"></div> |
| CLAUDIA DE LA CRUZ | 1 | 0.12% | <div style="width: 0.12%; height: 10px; background-color: #ffc107;"></div> |
| CORNEL RONALD WEST | 0 | 0.00% | <div style="width: 0.00%; height: 10px; background-color: #ffc107;"></div> |
| Write-In Totals | 17 | 1.99% | <div style="width: 1.99%; height: 10px; background-color: #ffc107;"></div> |

U.S. SENATE

Vote For 1

| | TOTAL | VOTE % | |
|----------------------|-------|--------|---|
| REP JOHN CURTIS | 544 | 63.77% | <div style="width: 63.77%; height: 10px; background-color: #ffc107;"></div> |
| DEM CAROLINE GLEICH | 245 | 28.72% | <div style="width: 28.72%; height: 10px; background-color: #ffc107;"></div> |
| IAP CARLTON E. BOWEN | 35 | 4.10% | <div style="width: 4.10%; height: 10px; background-color: #ffc107;"></div> |
| Write-In Totals | 4 | 0.47% | <div style="width: 0.47%; height: 10px; background-color: #ffc107;"></div> |

U.S. HOUSE DISTRICT 1

Vote For 1

| | TOTAL | VOTE % | |
|----------------------|-------|--------|---|
| REP BLAKE D. MOORE | 549 | 64.36% | <div style="width: 64.36%; height: 10px; background-color: #ffc107;"></div> |
| DEM BILL CAMPBELL | 239 | 28.02% | <div style="width: 28.02%; height: 10px; background-color: #ffc107;"></div> |
| LIB DANIEL R. COTTAM | 32 | 3.75% | <div style="width: 3.75%; height: 10px; background-color: #ffc107;"></div> |

GOVERNOR / LT. GOVERNOR






Vote For 1

| | TOTAL | VOTE % | |
|----------------------|-------|--------|---|
| REP SPENCER J. COX | 477 | 55.92% | <div style="width: 55.92%; height: 10px; background-color: #ffc107;"></div> |
| DEM BRIAN SMITH KING | 203 | 23.80% | <div style="width: 23.80%; height: 10px; background-color: #ffc107;"></div> |
| LIB J. ROBERT LATHAM | 22 | 2.58% | <div style="width: 2.58%; height: 10px; background-color: #ffc107;"></div> |
| IAP TOMMY WILLIAMS | 14 | 1.64% | <div style="width: 1.64%; height: 10px; background-color: #ffc107;"></div> |
| TOM TOMENY | 5 | 0.59% | <div style="width: 0.59%; height: 10px; background-color: #ffc107;"></div> |
| Write-In Totals | 111 | 13.01% | <div style="width: 13.01%; height: 10px; background-color: #ffc107;"></div> |

NOG05



ATTORNEY GENERAL

Vote For 1

| | TOTAL | VOTE % | |
|--------------------------|-------|--------|---|
| REP DEREK BROWN | 505 | 59.20% |  |
| DEM RUDY J BAUTISTA | 213 | 24.97% |  |
| UUP MICHELLE QUIST | 53 | 6.21% |  |
| LIB W. ANDREW MCCULLOUGH | 28 | 3.28% |  |
| AUSTIN HEPWORTH | 23 | 2.70% |  |



STATE AUDITOR AUDITOR

Vote For 1

| | TOTAL | VOTE % | |
|-----------------------|-------|--------|---|
| REP TINA CANNON | 543 | 63.66% |  |
| DEM CATHERINE VOUTAZ | 217 | 25.44% |  |
| CON JEFFREY L. OSTLER | 43 | 5.04% |  |

STATE TREASURER

Vote For 1

| | TOTAL | VOTE % | |
|-------------------|-------|--------|---|
| REP MARLO M. OAKS | 559 | 65.53% |  |
| DEM NEIL A HANSEN | 227 | 26.61% |  |
| UFP MILES POMEROY | 24 | 2.81% |  |


UTAH SENATE DISTRICT 3

Vote For 1

| | TOTAL | VOTE % | |
|---------------------|-------|--------|---|
| REP JOHN D. JOHNSON | 508 | 59.55% |  |
| DEM STACY BERNAL | 305 | 35.76% |  |




UTAH HOUSE DISTRICT 7

Vote For 1

| | TOTAL | VOTE % | |
|--------------------|-------|--------|---|
| REP RYAN D. WILCOX | 609 | 71.40% |  |

COUNTY COMMISSION SEAT C

Vote For 1

| | TOTAL | VOTE % | |
|------------------------|-------|--------|---|
| REP JIM HARVEY | 478 | 56.04% |  |
| DEM STEVEN VAN WAGONER | 285 | 33.41% |  |
| LIB BRIAN K ROWLEY | 52 | 6.10% |  |

COUNTY ASSESSOR

Vote For 1

| | TOTAL | VOTE % | |
|----------------------|-------|--------|---|
| REP JOHN E. ULIBARRI | 643 | 75.38% |  |

NOG05

COUNTY RECORDER / SURVEYOR

Vote For 1

| | TOTAL | VOTE % | |
|-----------------------|-------|--------|--|
| REP BAHY RAHIMZADEGAN | 634 | 74.33% | |

COUNTY TREASURER

Vote For 1

| | TOTAL | VOTE % | |
|--------------------|-------|--------|--|
| REP LYNELLE JENSEN | 655 | 76.79% | |

MATTHEW B. DURRANT

Vote For 1

| | TOTAL | VOTE % | |
|-----|-------|--------|--|
| Yes | 590 | 69.17% | |
| No | 133 | 15.59% | |

RYAN D. TENNEY

Vote For 1

| | TOTAL | VOTE % | |
|-----|-------|--------|--|
| Yes | 577 | 67.64% | |
| No | 135 | 15.83% | |

JOSEPH M. BEAN

Vote For 1

| | TOTAL | VOTE % | |
|-----|-------|--------|--|
| Yes | 562 | 65.89% | |
| No | 149 | 17.47% | |

RONALD G. RUSSELL

Vote For 1

| | TOTAL | VOTE % | |
|-----|-------|--------|--|
| Yes | 578 | 67.76% | |
| No | 136 | 15.94% | |

CRISTINA PATRICIA ORTEGA

Vote For 1

| | TOTAL | VOTE % | |
|-----|-------|--------|--|
| Yes | 577 | 67.64% | |
| No | 140 | 16.41% | |

CRAIG HALL

Vote For 1

| | TOTAL | VOTE % | |
|-----|-------|--------|--|
| Yes | 567 | 66.47% | |
| No | 141 | 16.53% | |

NOG05

MICHAEL DARIO DIREDA

Vote For 1

| | TOTAL | VOTE % | |
|-----|-------|--------|---|
| Yes | 586 | 68.70% |  |
| No | 129 | 15.12% |  |

TASHA WILLIAMS

Vote For 1

| | TOTAL | VOTE % | |
|-----|-------|--------|---|
| Yes | 593 | 69.52% |  |
| No | 124 | 14.54% |  |

CONSTITUTIONAL AMENDMENT B

Vote For 1

| | TOTAL | VOTE % | |
|---------|-------|--------|---|
| For | 563 | 66.00% |  |
| Against | 232 | 27.20% |  |

CONSTITUTIONAL AMENDMENT C

Vote For 1

| | TOTAL | VOTE % | |
|---------|-------|--------|---|
| For | 645 | 75.62% |  |
| Against | 143 | 16.76% |  |

BALLOT PROPOSITION 19

Vote For 1

| | TOTAL | VOTE % | |
|-----|-------|--------|---|
| Yes | 550 | 64.48% |  |
| No | 265 | 31.07% |  |

NOG06

Statistics TOTAL

| | |
|---------------------------|--------|
| Registered Voters - Total | 1,116 |
| Ballots Cast - Total | 991 |
| Voter Turnout - Total | 88.80% |

U.S. PRESIDENT / VICE PRESIDENT

Vote For 1

| | TOTAL | VOTE % | |
|-----------------------|-------|--------|---|
| REP DONALD J. TRUMP | 609 | 61.45% | <div style="width: 61.45%; background-color: #f1c40f;"></div> |
| DEM KAMALA D. HARRIS | 335 | 33.80% | <div style="width: 33.80%; background-color: #34495e;"></div> |
| CON JOEL SKOUSEN | 7 | 0.71% | <div style="width: 0.71%; background-color: #2ecc71;"></div> |
| LIB CHASE OLIVER | 7 | 0.71% | <div style="width: 0.71%; background-color: #9b59b6;"></div> |
| LUCIFER "JUSTIN CASE" | 4 | 0.40% | <div style="width: 0.40%; background-color: #27ae60;"></div> |
| GRN JILL STEIN | 3 | 0.30% | <div style="width: 0.30%; background-color: #27ae60;"></div> |
| CORNEL RONALD WEST | 1 | 0.10% | <div style="width: 0.10%; background-color: #27ae60;"></div> |
| CLAUDIA DE LA CRUZ | 0 | 0.00% | <div style="width: 0.00%; background-color: #27ae60;"></div> |
| Write-In Totals | 17 | 1.72% | <div style="width: 1.72%; background-color: #27ae60;"></div> |

U.S. SENATE

Vote For 1

| | TOTAL | VOTE % | |
|----------------------|-------|--------|---|
| REP JOHN CURTIS | 611 | 61.65% | <div style="width: 61.65%; background-color: #f1c40f;"></div> |
| DEM CAROLINE GLEICH | 280 | 28.25% | <div style="width: 28.25%; background-color: #34495e;"></div> |
| IAP CARLTON E. BOWEN | 49 | 4.94% | <div style="width: 4.94%; background-color: #2ecc71;"></div> |
| Write-In Totals | 8 | 0.81% | <div style="width: 0.81%; background-color: #27ae60;"></div> |

U.S. HOUSE DISTRICT 1

Vote For 1

| | TOTAL | VOTE % | |
|----------------------|-------|--------|---|
| REP BLAKE D. MOORE | 624 | 62.97% | <div style="width: 62.97%; background-color: #f1c40f;"></div> |
| DEM BILL CAMPBELL | 274 | 27.65% | <div style="width: 27.65%; background-color: #34495e;"></div> |
| LIB DANIEL R. COTTAM | 36 | 3.63% | <div style="width: 3.63%; background-color: #2ecc71;"></div> |

GOVERNOR / LT. GOVERNOR

Vote For 1

| | TOTAL | VOTE % | |
|----------------------|-------|--------|---|
| REP SPENCER J. COX | 548 | 55.30% | <div style="width: 55.30%; background-color: #f1c40f;"></div> |
| DEM BRIAN SMITH KING | 257 | 25.93% | <div style="width: 25.93%; background-color: #34495e;"></div> |
| LIB J. ROBERT LATHAM | 21 | 2.12% | <div style="width: 2.12%; background-color: #2ecc71;"></div> |
| IAP TOMMY WILLIAMS | 16 | 1.61% | <div style="width: 1.61%; background-color: #27ae60;"></div> |
| TOM TOMENY | 3 | 0.30% | <div style="width: 0.30%; background-color: #27ae60;"></div> |
| Write-In Totals | 108 | 10.90% | <div style="width: 10.90%; background-color: #27ae60;"></div> |

NOG06

ATTORNEY GENERAL

Vote For 1

| | TOTAL | VOTE % | |
|--------------------------|-------|--------|--|
| REP DEREK BROWN | 566 | 57.11% | |
| DEM RUDY J BAUTISTA | 259 | 26.14% | |
| UUP MICHELLE QUIST | 53 | 5.35% | |
| AUSTIN HEPWORTH | 33 | 3.33% | |
| LIB W. ANDREW MCCULLOUGH | 29 | 2.93% | |

STATE AUDITOR AUDITOR

Vote For 1

| | TOTAL | VOTE % | |
|-----------------------|-------|--------|--|
| REP TINA CANNON | 602 | 60.75% | |
| DEM CATHERINE VOUTAZ | 269 | 27.14% | |
| CON JEFFREY L. OSTLER | 52 | 5.25% | |

STATE TREASURER

Vote For 1

| | TOTAL | VOTE % | |
|-------------------|-------|--------|--|
| REP MARLO M. OAKS | 612 | 61.76% | |
| DEM NEIL A HANSEN | 271 | 27.35% | |
| UFP MILES POMEROY | 39 | 3.94% | |

UTAH SENATE DISTRICT 3

Vote For 1

| | TOTAL | VOTE % | |
|---------------------|-------|--------|--|
| REP JOHN D. JOHNSON | 581 | 58.63% | |
| DEM STACY BERNAL | 362 | 36.53% | |

UTAH HOUSE DISTRICT 7

Vote For 1

| | TOTAL | VOTE % | |
|--------------------|-------|--------|--|
| REP RYAN D. WILCOX | 709 | 71.54% | |

COUNTY COMMISSION SEAT C

Vote For 1

| | TOTAL | VOTE % | |
|------------------------|-------|--------|--|
| REP JIM HARVEY | 562 | 56.71% | |
| DEM STEVEN VAN WAGONER | 322 | 32.49% | |
| LIB BRIAN K ROWLEY | 47 | 4.74% | |

COUNTY ASSESSOR

Vote For 1

| | TOTAL | VOTE % | |
|----------------------|-------|--------|--|
| REP JOHN E. ULIBARRI | 741 | 74.77% | |

NOG06

COUNTY RECORDER / SURVEYOR

Vote For 1

| | TOTAL | VOTE % | |
|-----------------------|-------|--------|--|
| REP BAHY RAHIMZADEGAN | 722 | 72.86% | |

COUNTY TREASURER

Vote For 1

| | TOTAL | VOTE % | |
|--------------------|-------|--------|--|
| REP LYNELLE JENSEN | 752 | 75.88% | |

MATTHEW B. DURRANT

Vote For 1

| | TOTAL | VOTE % | |
|-----|-------|--------|--|
| Yes | 623 | 62.87% | |
| No | 165 | 16.65% | |

RYAN D. TENNEY

Vote For 1

| | TOTAL | VOTE % | |
|-----|-------|--------|--|
| Yes | 625 | 63.07% | |
| No | 158 | 15.94% | |

JOSEPH M. BEAN

Vote For 1

| | TOTAL | VOTE % | |
|-----|-------|--------|--|
| Yes | 618 | 62.36% | |
| No | 162 | 16.35% | |

RONALD G. RUSSELL

Vote For 1

| | TOTAL | VOTE % | |
|-----|-------|--------|--|
| Yes | 628 | 63.37% | |
| No | 155 | 15.64% | |

CRISTINA PATRICIA ORTEGA

Vote For 1

| | TOTAL | VOTE % | |
|-----|-------|--------|--|
| Yes | 625 | 63.07% | |
| No | 163 | 16.45% | |

CRAIG HALL

Vote For 1

| | TOTAL | VOTE % | |
|-----|-------|--------|--|
| Yes | 599 | 60.44% | |
| No | 179 | 18.06% | |

NOG06

MICHAEL DARIO DIREDA

Vote For 1

| | TOTAL | VOTE % | |
|-----|-------|--------|---|
| Yes | 636 | 64.18% |  |
| No | 148 | 14.93% |  |


TASHA WILLIAMS

Vote For 1

| | TOTAL | VOTE % | |
|-----|-------|--------|---|
| Yes | 637 | 64.28% |  |
| No | 150 | 15.14% |  |

CONSTITUTIONAL AMENDMENT B

Vote For 1

| | TOTAL | VOTE % | |
|---------|-------|--------|---|
| For | 642 | 64.78% |  |
| Against | 249 | 25.13% |  |

CONSTITUTIONAL AMENDMENT C

Vote For 1

| | TOTAL | VOTE % | |
|---------|-------|--------|---|
| For | 747 | 75.38% |  |
| Against | 156 | 15.74% |  |

BALLOT PROPOSITION 19

Vote For 1

| | TOTAL | VOTE % | |
|-----|-------|--------|---|
| Yes | 613 | 61.86% |  |
| No | 318 | 32.09% |  |

NOG07

Statistics TOTAL

| | |
|---------------------------|--------|
| Registered Voters - Total | 1,038 |
| Ballots Cast - Total | 903 |
| Voter Turnout - Total | 86.99% |

U.S. PRESIDENT / VICE PRESIDENT

Vote For 1

| | TOTAL | VOTE % | |
|-----------------------|-------|--------|---|
| REP DONALD J. TRUMP | 580 | 64.23% | <div style="width: 64.23%; background-color: #f1c40f;"></div> |
| DEM KAMALA D. HARRIS | 263 | 29.13% | <div style="width: 29.13%; background-color: #34495e;"></div> |
| LIB CHASE OLIVER | 19 | 2.10% | <div style="width: 2.10%; background-color: #95a5a6;"></div> |
| CON JOEL SKOUSEN | 7 | 0.78% | <div style="width: 0.78%; background-color: #34495e;"></div> |
| GRN JILL STEIN | 4 | 0.44% | <div style="width: 0.44%; background-color: #27ae60;"></div> |
| CLAUDIA DE LA CRUZ | 4 | 0.44% | <div style="width: 0.44%; background-color: #95a5a6;"></div> |
| CORNEL RONALD WEST | 1 | 0.11% | <div style="width: 0.11%; background-color: #34495e;"></div> |
| LUCIFER "JUSTIN CASE" | 1 | 0.11% | <div style="width: 0.11%; background-color: #95a5a6;"></div> |
| Write-In Totals | 20 | 2.21% | <div style="width: 2.21%; background-color: #95a5a6;"></div> |

U.S. SENATE

Vote For 1

| | TOTAL | VOTE % | |
|----------------------|-------|--------|---|
| REP JOHN CURTIS | 584 | 64.67% | <div style="width: 64.67%; background-color: #f1c40f;"></div> |
| DEM CAROLINE GLEICH | 212 | 23.48% | <div style="width: 23.48%; background-color: #34495e;"></div> |
| IAP CARLTON E. BOWEN | 70 | 7.75% | <div style="width: 7.75%; background-color: #95a5a6;"></div> |
| Write-In Totals | 2 | 0.22% | <div style="width: 0.22%; background-color: #95a5a6;"></div> |

U.S. HOUSE DISTRICT 1

Vote For 1

| | TOTAL | VOTE % | |
|----------------------|-------|--------|---|
| REP BLAKE D. MOORE | 576 | 63.79% | <div style="width: 63.79%; background-color: #f1c40f;"></div> |
| DEM BILL CAMPBELL | 213 | 23.59% | <div style="width: 23.59%; background-color: #34495e;"></div> |
| LIB DANIEL R. COTTAM | 62 | 6.87% | <div style="width: 6.87%; background-color: #95a5a6;"></div> |

GOVERNOR / LT. GOVERNOR

Vote For 1

| | TOTAL | VOTE % | |
|----------------------|-------|--------|---|
| REP SPENCER J. COX | 527 | 58.36% | <div style="width: 58.36%; background-color: #f1c40f;"></div> |
| DEM BRIAN SMITH KING | 172 | 19.05% | <div style="width: 19.05%; background-color: #34495e;"></div> |
| LIB J. ROBERT LATHAM | 25 | 2.77% | <div style="width: 2.77%; background-color: #95a5a6;"></div> |
| IAP TOMMY WILLIAMS | 19 | 2.10% | <div style="width: 2.10%; background-color: #95a5a6;"></div> |
| TOM TOMENY | 2 | 0.22% | <div style="width: 0.22%; background-color: #34495e;"></div> |
| Write-In Totals | 132 | 14.62% | <div style="width: 14.62%; background-color: #95a5a6;"></div> |

NOG07

ATTORNEY GENERAL

Vote For 1

| | TOTAL | VOTE % | |
|--------------------------|-------|--------|--|
| REP DEREK BROWN | 558 | 61.79% | |
| DEM RUDY J BAUTISTA | 174 | 19.27% | |
| UUP MICHELLE QUIST | 46 | 5.09% | |
| LIB W. ANDREW MCCULLOUGH | 37 | 4.10% | |
| AUSTIN HEPWORTH | 36 | 3.99% | |

STATE AUDITOR AUDITOR

Vote For 1

| | TOTAL | VOTE % | |
|-----------------------|-------|--------|--|
| REP TINA CANNON | 573 | 63.46% | |
| DEM CATHERINE VOUTAZ | 200 | 22.15% | |
| CON JEFFREY L. OSTLER | 66 | 7.31% | |

STATE TREASURER

Vote For 1

| | TOTAL | VOTE % | |
|-------------------|-------|--------|--|
| REP MARLO M. OAKS | 577 | 63.90% | |
| DEM NEIL A HANSEN | 215 | 23.81% | |
| UFP MILES POMEROY | 48 | 5.32% | |

UTAH SENATE DISTRICT 3

Vote For 1

| | TOTAL | VOTE % | |
|---------------------|-------|--------|--|
| REP JOHN D. JOHNSON | 570 | 63.12% | |
| DEM STACY BERNAL | 282 | 31.23% | |

UTAH HOUSE DISTRICT 7

Vote For 1

| | TOTAL | VOTE % | |
|--------------------|-------|--------|--|
| REP RYAN D. WILCOX | 686 | 75.97% | |

COUNTY COMMISSION SEAT C

Vote For 1

| | TOTAL | VOTE % | |
|------------------------|-------|--------|--|
| REP JIM HARVEY | 527 | 58.36% | |
| DEM STEVEN VAN WAGONER | 258 | 28.57% | |
| LIB BRIAN K ROWLEY | 63 | 6.98% | |

COUNTY ASSESSOR

Vote For 1

| | TOTAL | VOTE % | |
|----------------------|-------|--------|--|
| REP JOHN E. ULIBARRI | 716 | 79.29% | |

NOG07

COUNTY RECORDER / SURVEYOR

Vote For 1

| | TOTAL | VOTE % | |
|-----------------------|-------|--------|--|
| REP BAHY RAHIMZADEGAN | 698 | 77.30% | |

COUNTY TREASURER

Vote For 1

| | TOTAL | VOTE % | |
|--------------------|-------|--------|--|
| REP LYNELLE JENSEN | 715 | 79.18% | |

MATTHEW B. DURRANT

Vote For 1

| | TOTAL | VOTE % | |
|-----|-------|--------|--|
| Yes | 581 | 64.34% | |
| No | 143 | 15.84% | |

RYAN D. TENNEY

Vote For 1

| | TOTAL | VOTE % | |
|-----|-------|--------|--|
| Yes | 564 | 62.46% | |
| No | 155 | 17.16% | |

JOSEPH M. BEAN

Vote For 1

| | TOTAL | VOTE % | |
|-----|-------|--------|--|
| Yes | 572 | 63.34% | |
| No | 150 | 16.61% | |

RONALD G. RUSSELL

Vote For 1

| | TOTAL | VOTE % | |
|-----|-------|--------|--|
| Yes | 574 | 63.57% | |
| No | 142 | 15.73% | |

CRISTINA PATRICIA ORTEGA

Vote For 1

| | TOTAL | VOTE % | |
|-----|-------|--------|--|
| Yes | 561 | 62.13% | |
| No | 155 | 17.16% | |

CRAIG HALL

Vote For 1

| | TOTAL | VOTE % | |
|-----|-------|--------|--|
| Yes | 573 | 63.46% | |
| No | 140 | 15.50% | |

NOG07

MICHAEL DARIO DIREDA

Vote For 1

| | TOTAL | VOTE % | |
|-----|-------|--------|---|
| Yes | 577 | 63.90% |  |
| No | 136 | 15.06% |  |

TASHA WILLIAMS

Vote For 1

| | TOTAL | VOTE % | |
|-----|-------|--------|---|
| Yes | 576 | 63.79% |  |
| No | 136 | 15.06% |  |

CONSTITUTIONAL AMENDMENT B

Vote For 1

| | TOTAL | VOTE % | |
|---------|-------|--------|---|
| For | 558 | 61.79% |  |
| Against | 286 | 31.67% |  |

CONSTITUTIONAL AMENDMENT C

Vote For 1

| | TOTAL | VOTE % | |
|---------|-------|--------|---|
| For | 714 | 79.07% |  |
| Against | 129 | 14.29% |  |

BALLOT PROPOSITION 19

Vote For 1

| | TOTAL | VOTE % | |
|-----|-------|--------|---|
| Yes | 578 | 64.01% |  |
| No | 280 | 31.01% |  |

NOG08

Statistics TOTAL

| | |
|---------------------------|--------|
| Registered Voters - Total | 921 |
| Ballots Cast - Total | 814 |
| Voter Turnout - Total | 88.38% |

U.S. PRESIDENT / VICE PRESIDENT

Vote For 1

| | TOTAL | VOTE % | |
|-----------------------|-------|--------|---|
| REP DONALD J. TRUMP | 484 | 59.46% | <div style="width: 59.46%; height: 10px; background-color: #ffc107;"></div> |
| DEM KAMALA D. HARRIS | 268 | 32.92% | <div style="width: 32.92%; height: 10px; background-color: #ffc107;"></div> |
| LIB CHASE OLIVER | 15 | 1.84% | <div style="width: 1.84%; height: 10px; background-color: #ffc107;"></div> |
| GRN JILL STEIN | 8 | 0.98% | <div style="width: 0.98%; height: 10px; background-color: #ffc107;"></div> |
| CON JOEL SKOUSEN | 4 | 0.49% | <div style="width: 0.49%; height: 10px; background-color: #ffc107;"></div> |
| CORNEL RONALD WEST | 3 | 0.37% | <div style="width: 0.37%; height: 10px; background-color: #ffc107;"></div> |
| LUCIFER "JUSTIN CASE" | 2 | 0.25% | <div style="width: 0.25%; height: 10px; background-color: #ffc107;"></div> |
| CLAUDIA DE LA CRUZ | 1 | 0.12% | <div style="width: 0.12%; height: 10px; background-color: #ffc107;"></div> |
| Write-In Totals | 19 | 2.33% | <div style="width: 2.33%; height: 10px; background-color: #ffc107;"></div> |

U.S. SENATE

Vote For 1

| | TOTAL | VOTE % | |
|----------------------|-------|--------|---|
| REP JOHN CURTIS | 535 | 65.72% | <div style="width: 65.72%; height: 10px; background-color: #ffc107;"></div> |
| DEM CAROLINE GLEICH | 209 | 25.68% | <div style="width: 25.68%; height: 10px; background-color: #ffc107;"></div> |
| IAP CARLTON E. BOWEN | 37 | 4.55% | <div style="width: 4.55%; height: 10px; background-color: #ffc107;"></div> |
| Write-In Totals | 2 | 0.25% | <div style="width: 0.25%; height: 10px; background-color: #ffc107;"></div> |

U.S. HOUSE DISTRICT 1

Vote For 1

| | TOTAL | VOTE % | |
|----------------------|-------|--------|---|
| REP BLAKE D. MOORE | 545 | 66.95% | <div style="width: 66.95%; height: 10px; background-color: #ffc107;"></div> |
| DEM BILL CAMPBELL | 191 | 23.46% | <div style="width: 23.46%; height: 10px; background-color: #ffc107;"></div> |
| LIB DANIEL R. COTTAM | 39 | 4.79% | <div style="width: 4.79%; height: 10px; background-color: #ffc107;"></div> |

GOVERNOR / LT. GOVERNOR

Vote For 1

| | TOTAL | VOTE % | |
|----------------------|-------|--------|---|
| REP SPENCER J. COX | 476 | 58.48% | <div style="width: 58.48%; height: 10px; background-color: #ffc107;"></div> |
| DEM BRIAN SMITH KING | 185 | 22.73% | <div style="width: 22.73%; height: 10px; background-color: #ffc107;"></div> |
| LIB J. ROBERT LATHAM | 25 | 3.07% | <div style="width: 3.07%; height: 10px; background-color: #ffc107;"></div> |
| IAP TOMMY WILLIAMS | 14 | 1.72% | <div style="width: 1.72%; height: 10px; background-color: #ffc107;"></div> |
| TOM TOMENY | 0 | 0.00% | <div style="width: 0.00%; height: 10px; background-color: #ffc107;"></div> |
| Write-In Totals | 88 | 10.81% | <div style="width: 10.81%; height: 10px; background-color: #ffc107;"></div> |

NOG08

ATTORNEY GENERAL

Vote For 1

| | TOTAL | VOTE % | |
|--------------------------|-------|--------|--|
| REP DEREK BROWN | 503 | 61.79% | |
| DEM RUDY J BAUTISTA | 177 | 21.74% | |
| UUP MICHELLE QUIST | 38 | 4.67% | |
| AUSTIN HEPWORTH | 31 | 3.81% | |
| LIB W. ANDREW MCCULLOUGH | 24 | 2.95% | |

STATE AUDITOR AUDITOR

Vote For 1

| | TOTAL | VOTE % | |
|-----------------------|-------|--------|--|
| REP TINA CANNON | 520 | 63.88% | |
| DEM CATHERINE VOUTAZ | 191 | 23.46% | |
| CON JEFFREY L. OSTLER | 39 | 4.79% | |

STATE TREASURER

Vote For 1

| | TOTAL | VOTE % | |
|-------------------|-------|--------|--|
| REP MARLO M. OAKS | 510 | 62.65% | |
| DEM NEIL A HANSEN | 211 | 25.92% | |
| UFP MILES POMEROY | 33 | 4.05% | |

UTAH SENATE DISTRICT 3

Vote For 1

| | TOTAL | VOTE % | |
|---------------------|-------|--------|--|
| REP JOHN D. JOHNSON | 507 | 62.28% | |
| DEM STACY BERNAL | 267 | 32.80% | |

UTAH HOUSE DISTRICT 7

Vote For 1

| | TOTAL | VOTE % | |
|--------------------|-------|--------|--|
| REP RYAN D. WILCOX | 609 | 74.82% | |

COUNTY COMMISSION SEAT C

Vote For 1

| | TOTAL | VOTE % | |
|------------------------|-------|--------|--|
| REP JIM HARVEY | 471 | 57.86% | |
| DEM STEVEN VAN WAGONER | 243 | 29.85% | |
| LIB BRIAN K ROWLEY | 52 | 6.39% | |

COUNTY ASSESSOR

Vote For 1

| | TOTAL | VOTE % | |
|----------------------|-------|--------|--|
| REP JOHN E. ULIBARRI | 620 | 76.17% | |

NOG08

COUNTY RECORDER / SURVEYOR

Vote For 1

| | TOTAL | VOTE % | |
|-----------------------|-------|--------|---|
| REP BAHY RAHIMZADEGAN | 612 | 75.18% |  |

COUNTY TREASURER

Vote For 1

| | TOTAL | VOTE % | |
|--------------------|-------|--------|---|
| REP LYNELLE JENSEN | 624 | 76.66% |  |


MATTHEW B. DURRANT

Vote For 1

| | TOTAL | VOTE % | |
|-----|-------|--------|---|
| Yes | 497 | 61.06% |  |
| No | 147 | 18.06% |  |

RYAN D. TENNEY

Vote For 1

| | TOTAL | VOTE % | |
|-----|-------|--------|--|
| Yes | 487 | 59.83% |  |
| No | 139 | 17.08% |  |



JOSEPH M. BEAN

Vote For 1

| | TOTAL | VOTE % | |
|-----|-------|--------|---|
| Yes | 484 | 59.46% |  |
| No | 148 | 18.18% |  |

RONALD G. RUSSELL

Vote For 1

| | TOTAL | VOTE % | |
|-----|-------|--------|---|
| Yes | 488 | 59.95% |  |
| No | 144 | 17.69% |  |

CRISTINA PATRICIA ORTEGA

Vote For 1

| | TOTAL | VOTE % | |
|-----|-------|--------|---|
| Yes | 481 | 59.09% |  |
| No | 152 | 18.67% |  |

CRAIG HALL

Vote For 1

| | TOTAL | VOTE % | |
|-----|-------|--------|---|
| Yes | 491 | 60.32% |  |
| No | 141 | 17.32% |  |

NOG08

MICHAEL DARIO DIREDA

Vote For 1

| | TOTAL | VOTE % | |
|-----|-------|--------|---|
| Yes | 495 | 60.81% |  |
| No | 139 | 17.08% |  |

TASHA WILLIAMS

Vote For 1

| | TOTAL | VOTE % | |
|-----|-------|--------|---|
| Yes | 501 | 61.55% |  |
| No | 137 | 16.83% |  |

CONSTITUTIONAL AMENDMENT B

Vote For 1

| | TOTAL | VOTE % | |
|---------|-------|--------|---|
| For | 504 | 61.92% |  |
| Against | 234 | 28.75% |  |

CONSTITUTIONAL AMENDMENT C

Vote For 1

| | TOTAL | VOTE % | |
|---------|-------|--------|---|
| For | 618 | 75.92% |  |
| Against | 138 | 16.95% |  |

BALLOT PROPOSITION 19

Vote For 1

| | TOTAL | VOTE % | |
|-----|-------|--------|---|
| Yes | 521 | 64.00% |  |
| No | 247 | 30.34% |  |

NOG09

| Statistics | TOTAL |
|---------------------------|--------|
| Registered Voters - Total | 1,043 |
| Ballots Cast - Total | 919 |
| Voter Turnout - Total | 88.11% |

U.S. PRESIDENT / VICE PRESIDENT

Vote For 1

| | TOTAL | VOTE % | |
|-----------------------|-------|--------|--|
| REP DONALD J. TRUMP | 549 | 59.74% | |
| DEM KAMALA D. HARRIS | 310 | 33.73% | |
| CON JOEL SKOUSEN | 11 | 1.20% | |
| LIB CHASE OLIVER | 11 | 1.20% | |
| CLAUDIA DE LA CRUZ | 4 | 0.44% | |
| CORNEL RONALD WEST | 1 | 0.11% | |
| GRN JILL STEIN | 1 | 0.11% | |
| LUCIFER "JUSTIN CASE" | 0 | 0.00% | |
| Write-In Totals | 22 | 2.39% | |

U.S. SENATE

Vote For 1

| | TOTAL | VOTE % | |
|----------------------|-------|--------|--|
| REP JOHN CURTIS | 611 | 66.49% | |
| DEM CAROLINE GLEICH | 221 | 24.05% | |
| IAP CARLTON E. BOWEN | 35 | 3.81% | |
| Write-In Totals | 12 | 1.31% | |

U.S. HOUSE DISTRICT 1

Vote For 1

| | TOTAL | VOTE % | |
|----------------------|-------|--------|--|
| REP BLAKE D. MOORE | 614 | 66.81% | |
| DEM BILL CAMPBELL | 211 | 22.96% | |
| LIB DANIEL R. COTTAM | 43 | 4.68% | |

GOVERNOR / LT. GOVERNOR






Vote For 1

| | TOTAL | VOTE % | |
|----------------------|-------|--------|--|
| REP SPENCER J. COX | 540 | 58.76% | |
| DEM BRIAN SMITH KING | 181 | 19.70% | |
| LIB J. ROBERT LATHAM | 23 | 2.50% | |
| IAP TOMMY WILLIAMS | 16 | 1.74% | |
| TOM TOMENY | 3 | 0.33% | |
| Write-In Totals | 117 | 12.73% | |

NOG09

ATTORNEY GENERAL

Vote For 1

| | TOTAL | VOTE % | |
|--------------------------|-------|--------|---|
| REP DEREK BROWN | 559 | 60.83% |  |
| DEM RUDY J BAUTISTA | 187 | 20.35% |  |
| UUP MICHELLE QUIST | 59 | 6.42% |  |
| LIB W. ANDREW MCCULLOUGH | 33 | 3.59% |  |
| AUSTIN HEPWORTH | 20 | 2.18% |  |



STATE AUDITOR AUDITOR

Vote For 1

| | TOTAL | VOTE % | |
|-----------------------|-------|--------|---|
| REP TINA CANNON | 587 | 63.87% |  |
| DEM CATHERINE VOUTAZ | 197 | 21.44% |  |
| CON JEFFREY L. OSTLER | 48 | 5.22% |  |


STATE TREASURER

Vote For 1

| | TOTAL | VOTE % | |
|-------------------|-------|--------|---|
| REP MARLO M. OAKS | 586 | 63.76% |  |
| DEM NEIL A HANSEN | 209 | 22.74% |  |
| UFP MILES POMEROY | 43 | 4.68% |  |

UTAH SENATE DISTRICT 3

Vote For 1

| | TOTAL | VOTE % | |
|---------------------|-------|--------|---|
| REP JOHN D. JOHNSON | 554 | 60.28% |  |
| DEM STACY BERNAL | 309 | 33.62% |  |




UTAH HOUSE DISTRICT 7

Vote For 1

| | TOTAL | VOTE % | |
|--------------------|-------|--------|---|
| REP RYAN D. WILCOX | 680 | 73.99% |  |

COUNTY COMMISSION SEAT C

Vote For 1

| | TOTAL | VOTE % | |
|------------------------|-------|--------|---|
| REP JIM HARVEY | 532 | 57.89% |  |
| DEM STEVEN VAN WAGONER | 257 | 27.97% |  |
| LIB BRIAN K ROWLEY | 51 | 5.55% |  |

COUNTY ASSESSOR

Vote For 1

| | TOTAL | VOTE % | |
|----------------------|-------|--------|---|
| REP JOHN E. ULIBARRI | 688 | 74.86% |  |

NOG09

COUNTY RECORDER / SURVEYOR

Vote For 1

| | TOTAL | VOTE % | |
|-----------------------|-------|--------|---|
| REP BAHY RAHIMZADEGAN | 678 | 73.78% |  |

COUNTY TREASURER

Vote For 1

| | TOTAL | VOTE % | |
|--------------------|-------|--------|---|
| REP LYNELLE JENSEN | 693 | 75.41% |  |

MATTHEW B. DURRANT

Vote For 1

| | TOTAL | VOTE % | |
|-----|-------|--------|---|
| Yes | 587 | 63.87% |  |
| No | 132 | 14.36% |  |

RYAN D. TENNEY

Vote For 1

| | TOTAL | VOTE % | |
|-----|-------|--------|--|
| Yes | 588 | 63.98% |  |
| No | 120 | 13.06% |  |

JOSEPH M. BEAN

Vote For 1

| | TOTAL | VOTE % | |
|-----|-------|--------|---|
| Yes | 560 | 60.94% |  |
| No | 142 | 15.45% |  |

RONALD G. RUSSELL

Vote For 1

| | TOTAL | VOTE % | |
|-----|-------|--------|---|
| Yes | 585 | 63.66% |  |
| No | 121 | 13.17% |  |


CRISTINA PATRICIA ORTEGA

Vote For 1

| | TOTAL | VOTE % | |
|-----|-------|--------|---|
| Yes | 574 | 62.46% |  |
| No | 136 | 14.80% |  |

CRAIG HALL

Vote For 1

| | TOTAL | VOTE % | |
|-----|-------|--------|---|
| Yes | 570 | 62.02% |  |
| No | 127 | 13.82% |  |

NOG09

MICHAEL DARIO DIREDA

Vote For 1

| | TOTAL | VOTE % | |
|-----|-------|--------|---|
| Yes | 595 | 64.74% |  |
| No | 118 | 12.84% |  |

TASHA WILLIAMS

Vote For 1

| | TOTAL | VOTE % | |
|-----|-------|--------|---|
| Yes | 584 | 63.55% |  |
| No | 120 | 13.06% |  |

CONSTITUTIONAL AMENDMENT B

Vote For 1

| | TOTAL | VOTE % | |
|---------|-------|--------|---|
| For | 613 | 66.70% |  |
| Against | 243 | 26.44% |  |

CONSTITUTIONAL AMENDMENT C

Vote For 1

| | TOTAL | VOTE % | |
|---------|-------|--------|---|
| For | 691 | 75.19% |  |
| Against | 156 | 16.98% |  |

BALLOT PROPOSITION 19

Vote For 1

| | TOTAL | VOTE % | |
|-----|-------|--------|---|
| Yes | 612 | 66.59% |  |
| No | 255 | 27.75% |  |

NOG10

Statistics TOTAL

| | |
|---------------------------|--------|
| Registered Voters - Total | 963 |
| Ballots Cast - Total | 853 |
| Voter Turnout - Total | 88.58% |

U.S. PRESIDENT / VICE PRESIDENT

Vote For 1

| | TOTAL | VOTE % | |
|-----------------------|-------|--------|---|
| REP DONALD J. TRUMP | 522 | 61.20% | <div style="width: 61.20%; background-color: #ffc107;"></div> |
| DEM KAMALA D. HARRIS | 278 | 32.59% | <div style="width: 32.59%; background-color: #ffc107;"></div> |
| CON JOEL SKOUSEN | 9 | 1.06% | <div style="width: 1.06%; background-color: #ffc107;"></div> |
| LIB CHASE OLIVER | 6 | 0.70% | <div style="width: 0.70%; background-color: #ffc107;"></div> |
| CORNEL RONALD WEST | 2 | 0.23% | <div style="width: 0.23%; background-color: #ffc107;"></div> |
| GRN JILL STEIN | 2 | 0.23% | <div style="width: 0.23%; background-color: #ffc107;"></div> |
| LUCIFER "JUSTIN CASE" | 1 | 0.12% | <div style="width: 0.12%; background-color: #ffc107;"></div> |
| CLAUDIA DE LA CRUZ | 0 | 0.00% | <div style="width: 0.00%; background-color: #ffc107;"></div> |
| Write-In Totals | 24 | 2.81% | <div style="width: 2.81%; background-color: #ffc107;"></div> |

U.S. SENATE

Vote For 1

| | TOTAL | VOTE % | |
|----------------------|-------|--------|---|
| REP JOHN CURTIS | 578 | 67.76% | <div style="width: 67.76%; background-color: #ffc107;"></div> |
| DEM CAROLINE GLEICH | 205 | 24.03% | <div style="width: 24.03%; background-color: #ffc107;"></div> |
| IAP CARLTON E. BOWEN | 29 | 3.40% | <div style="width: 3.40%; background-color: #ffc107;"></div> |
| Write-In Totals | 6 | 0.70% | <div style="width: 0.70%; background-color: #ffc107;"></div> |

U.S. HOUSE DISTRICT 1

Vote For 1

| | TOTAL | VOTE % | |
|----------------------|-------|--------|---|
| REP BLAKE D. MOORE | 581 | 68.11% | <div style="width: 68.11%; background-color: #ffc107;"></div> |
| DEM BILL CAMPBELL | 198 | 23.21% | <div style="width: 23.21%; background-color: #ffc107;"></div> |
| LIB DANIEL R. COTTAM | 31 | 3.63% | <div style="width: 3.63%; background-color: #ffc107;"></div> |

GOVERNOR / LT. GOVERNOR






Vote For 1

| | TOTAL | VOTE % | |
|----------------------|-------|--------|---|
| REP SPENCER J. COX | 513 | 60.14% | <div style="width: 60.14%; background-color: #ffc107;"></div> |
| DEM BRIAN SMITH KING | 181 | 21.22% | <div style="width: 21.22%; background-color: #ffc107;"></div> |
| LIB J. ROBERT LATHAM | 23 | 2.70% | <div style="width: 2.70%; background-color: #ffc107;"></div> |
| IAP TOMMY WILLIAMS | 14 | 1.64% | <div style="width: 1.64%; background-color: #ffc107;"></div> |
| TOM TOMENY | 8 | 0.94% | <div style="width: 0.94%; background-color: #ffc107;"></div> |
| Write-In Totals | 89 | 10.43% | <div style="width: 10.43%; background-color: #ffc107;"></div> |

NOG10




ATTORNEY GENERAL

Vote For 1

| | TOTAL | VOTE % | |
|--------------------------|-------|--------|---|
| REP DEREK BROWN | 521 | 61.08% |  |
| DEM RUDY J BAUTISTA | 185 | 21.69% |  |
| UUP MICHELLE QUIST | 63 | 7.39% |  |
| LIB W. ANDREW MCCULLOUGH | 17 | 1.99% |  |
| AUSTIN HEPWORTH | 17 | 1.99% |  |




STATE AUDITOR AUDITOR

Vote For 1

| | TOTAL | VOTE % | |
|-----------------------|-------|--------|---|
| REP TINA CANNON | 554 | 64.95% |  |
| DEM CATHERINE VOUTAZ | 193 | 22.63% |  |
| CON JEFFREY L. OSTLER | 50 | 5.86% |  |

STATE TREASURER

Vote For 1

| | TOTAL | VOTE % | |
|-------------------|-------|--------|---|
| REP MARLO M. OAKS | 544 | 63.77% |  |
| DEM NEIL A HANSEN | 221 | 25.91% |  |
| UFP MILES POMEROY | 30 | 3.52% |  |

UTAH SENATE DISTRICT 3

Vote For 1

| | TOTAL | VOTE % | |
|---------------------|-------|--------|---|
| REP JOHN D. JOHNSON | 561 | 65.77% |  |
| DEM STACY BERNAL | 247 | 28.96% |  |




UTAH HOUSE DISTRICT 7

Vote For 1

| | TOTAL | VOTE % | |
|--------------------|-------|--------|---|
| REP RYAN D. WILCOX | 623 | 73.04% |  |

COUNTY COMMISSION SEAT C

Vote For 1

| | TOTAL | VOTE % | |
|------------------------|-------|--------|---|
| REP JIM HARVEY | 508 | 59.55% |  |
| DEM STEVEN VAN WAGONER | 252 | 29.54% |  |
| LIB BRIAN K ROWLEY | 44 | 5.16% |  |

COUNTY ASSESSOR

Vote For 1

| | TOTAL | VOTE % | |
|----------------------|-------|--------|---|
| REP JOHN E. ULIBARRI | 648 | 75.97% |  |

NOG10

COUNTY RECORDER / SURVEYOR

Vote For 1

| | TOTAL | VOTE % | |
|-----------------------|-------|--------|--|
| REP BAHY RAHIMZADEGAN | 622 | 72.92% | |

COUNTY TREASURER

Vote For 1

| | TOTAL | VOTE % | |
|--------------------|-------|--------|--|
| REP LYNELLE JENSEN | 652 | 76.44% | |

MATTHEW B. DURRANT

Vote For 1

| | TOTAL | VOTE % | |
|-----|-------|--------|--|
| Yes | 570 | 66.82% | |
| No | 141 | 16.53% | |

RYAN D. TENNEY

Vote For 1

| | TOTAL | VOTE % | |
|-----|-------|--------|--|
| Yes | 562 | 65.89% | |
| No | 137 | 16.06% | |

JOSEPH M. BEAN

Vote For 1

| | TOTAL | VOTE % | |
|-----|-------|--------|--|
| Yes | 551 | 64.60% | |
| No | 147 | 17.23% | |

RONALD G. RUSSELL

Vote For 1

| | TOTAL | VOTE % | |
|-----|-------|--------|--|
| Yes | 557 | 65.30% | |
| No | 142 | 16.65% | |

CRISTINA PATRICIA ORTEGA

Vote For 1

| | TOTAL | VOTE % | |
|-----|-------|--------|--|
| Yes | 555 | 65.06% | |
| No | 144 | 16.88% | |

CRAIG HALL

Vote For 1

| | TOTAL | VOTE % | |
|-----|-------|--------|--|
| Yes | 563 | 66.00% | |
| No | 130 | 15.24% | |

NOG10

MICHAEL DARIO DIREDA

Vote For 1

| | TOTAL | VOTE % | |
|-----|-------|--------|---|
| Yes | 568 | 66.59% |  |
| No | 133 | 15.59% |  |

TASHA WILLIAMS

Vote For 1

| | TOTAL | VOTE % | |
|-----|-------|--------|---|
| Yes | 577 | 67.64% |  |
| No | 124 | 14.54% |  |

CONSTITUTIONAL AMENDMENT B

Vote For 1

| | TOTAL | VOTE % | |
|---------|-------|--------|---|
| For | 525 | 61.55% |  |
| Against | 270 | 31.65% |  |

CONSTITUTIONAL AMENDMENT C

Vote For 1

| | TOTAL | VOTE % | |
|---------|-------|--------|---|
| For | 647 | 75.85% |  |
| Against | 149 | 17.47% |  |

BALLOT PROPOSITION 19

Vote For 1

| | TOTAL | VOTE % | |
|-----|-------|--------|---|
| Yes | 540 | 63.31% |  |
| No | 270 | 31.65% |  |

NOG11

Statistics TOTAL

| | |
|---------------------------|--------|
| Registered Voters - Total | 765 |
| Ballots Cast - Total | 683 |
| Voter Turnout - Total | 89.28% |

U.S. PRESIDENT / VICE PRESIDENT

Vote For 1

| | TOTAL | VOTE % | |
|-----------------------|-------|--------|---|
| REP DONALD J. TRUMP | 426 | 62.37% | <div style="width: 62.37%; height: 10px; background-color: #ffc107;"></div> |
| DEM KAMALA D. HARRIS | 201 | 29.43% | <div style="width: 29.43%; height: 10px; background-color: #ffc107;"></div> |
| LIB CHASE OLIVER | 10 | 1.46% | <div style="width: 1.46%; height: 10px; background-color: #ffc107;"></div> |
| CON JOEL SKOUSEN | 4 | 0.59% | <div style="width: 0.59%; height: 10px; background-color: #ffc107;"></div> |
| CORNEL RONALD WEST | 2 | 0.29% | <div style="width: 0.29%; height: 10px; background-color: #ffc107;"></div> |
| LUCIFER "JUSTIN CASE" | 1 | 0.15% | <div style="width: 0.15%; height: 10px; background-color: #ffc107;"></div> |
| CLAUDIA DE LA CRUZ | 1 | 0.15% | <div style="width: 0.15%; height: 10px; background-color: #ffc107;"></div> |
| GRN JILL STEIN | 0 | 0.00% | <div style="width: 0.00%; height: 10px; background-color: #ffc107;"></div> |
| Write-In Totals | 23 | 3.37% | <div style="width: 3.37%; height: 10px; background-color: #ffc107;"></div> |

U.S. SENATE

Vote For 1

| | TOTAL | VOTE % | |
|----------------------|-------|--------|---|
| REP JOHN CURTIS | 448 | 65.59% | <div style="width: 65.59%; height: 10px; background-color: #ffc107;"></div> |
| DEM CAROLINE GLEICH | 160 | 23.43% | <div style="width: 23.43%; height: 10px; background-color: #ffc107;"></div> |
| IAP CARLTON E. BOWEN | 35 | 5.12% | <div style="width: 5.12%; height: 10px; background-color: #ffc107;"></div> |
| Write-In Totals | 16 | 2.34% | <div style="width: 2.34%; height: 10px; background-color: #ffc107;"></div> |

U.S. HOUSE DISTRICT 1

Vote For 1

| | TOTAL | VOTE % | |
|----------------------|-------|--------|---|
| REP BLAKE D. MOORE | 477 | 69.84% | <div style="width: 69.84%; height: 10px; background-color: #ffc107;"></div> |
| DEM BILL CAMPBELL | 138 | 20.20% | <div style="width: 20.20%; height: 10px; background-color: #ffc107;"></div> |
| LIB DANIEL R. COTTAM | 29 | 4.25% | <div style="width: 4.25%; height: 10px; background-color: #ffc107;"></div> |

GOVERNOR / LT. GOVERNOR

Vote For 1

| | TOTAL | VOTE % | |
|----------------------|-------|--------|---|
| REP SPENCER J. COX | 369 | 54.03% | <div style="width: 54.03%; height: 10px; background-color: #ffc107;"></div> |
| DEM BRIAN SMITH KING | 132 | 19.33% | <div style="width: 19.33%; height: 10px; background-color: #ffc107;"></div> |
| LIB J. ROBERT LATHAM | 16 | 2.34% | <div style="width: 2.34%; height: 10px; background-color: #ffc107;"></div> |
| IAP TOMMY WILLIAMS | 12 | 1.76% | <div style="width: 1.76%; height: 10px; background-color: #ffc107;"></div> |
| TOM TOMENY | 1 | 0.15% | <div style="width: 0.15%; height: 10px; background-color: #ffc107;"></div> |
| Write-In Totals | 138 | 20.20% | <div style="width: 20.20%; height: 10px; background-color: #ffc107;"></div> |

NOG11

ATTORNEY GENERAL

Vote For 1

| | TOTAL | VOTE % | |
|--------------------------|-------|--------|--|
| REP DEREK BROWN | 413 | 60.47% | <div style="width: 60.47%;"><div style="width: 60.47%;"></div></div> |
| DEM RUDY J BAUTISTA | 153 | 22.40% | <div style="width: 22.40%;"><div style="width: 22.40%;"></div></div> |
| UUP MICHELLE QUIST | 34 | 4.98% | <div style="width: 4.98%;"><div style="width: 4.98%;"></div></div> |
| LIB W. ANDREW MCCULLOUGH | 21 | 3.07% | <div style="width: 3.07%;"><div style="width: 3.07%;"></div></div> |
| AUSTIN HEPWORTH | 20 | 2.93% | <div style="width: 2.93%;"><div style="width: 2.93%;"></div></div> |

STATE AUDITOR AUDITOR

Vote For 1

| | TOTAL | VOTE % | |
|-----------------------|-------|--------|--|
| REP TINA CANNON | 450 | 65.89% | <div style="width: 65.89%;"><div style="width: 65.89%;"></div></div> |
| DEM CATHERINE VOUTAZ | 145 | 21.23% | <div style="width: 21.23%;"><div style="width: 21.23%;"></div></div> |
| CON JEFFREY L. OSTLER | 36 | 5.27% | <div style="width: 5.27%;"><div style="width: 5.27%;"></div></div> |

STATE TREASURER

Vote For 1

| | TOTAL | VOTE % | |
|-------------------|-------|--------|--|
| REP MARLO M. OAKS | 461 | 67.50% | <div style="width: 67.50%;"><div style="width: 67.50%;"></div></div> |
| DEM NEIL A HANSEN | 143 | 20.94% | <div style="width: 20.94%;"><div style="width: 20.94%;"></div></div> |
| UFP MILES POMEROY | 20 | 2.93% | <div style="width: 2.93%;"><div style="width: 2.93%;"></div></div> |

UTAH SENATE DISTRICT 3

Vote For 1

| | TOTAL | VOTE % | |
|---------------------|-------|--------|--|
| REP JOHN D. JOHNSON | 432 | 63.25% | <div style="width: 63.25%;"><div style="width: 63.25%;"></div></div> |
| DEM STACY BERNAL | 215 | 31.48% | <div style="width: 31.48%;"><div style="width: 31.48%;"></div></div> |

UTAH HOUSE DISTRICT 7

Vote For 1

| | TOTAL | VOTE % | |
|--------------------|-------|--------|--|
| REP RYAN D. WILCOX | 506 | 74.08% | <div style="width: 74.08%;"><div style="width: 74.08%;"></div></div> |

COUNTY COMMISSION SEAT C

Vote For 1

| | TOTAL | VOTE % | |
|------------------------|-------|--------|--|
| REP JIM HARVEY | 417 | 61.05% | <div style="width: 61.05%;"><div style="width: 61.05%;"></div></div> |
| DEM STEVEN VAN WAGONER | 174 | 25.48% | <div style="width: 25.48%;"><div style="width: 25.48%;"></div></div> |
| LIB BRIAN K ROWLEY | 46 | 6.74% | <div style="width: 6.74%;"><div style="width: 6.74%;"></div></div> |

COUNTY ASSESSOR

Vote For 1

| | TOTAL | VOTE % | |
|----------------------|-------|--------|--|
| REP JOHN E. ULIBARRI | 516 | 75.55% | <div style="width: 75.55%;"><div style="width: 75.55%;"></div></div> |

NOG11

COUNTY RECORDER / SURVEYOR

Vote For 1

| | TOTAL | VOTE % | |
|-----------------------|-------|--------|--|
| REP BAHY RAHIMZADEGAN | 504 | 73.79% | |

COUNTY TREASURER

Vote For 1

| | TOTAL | VOTE % | |
|--------------------|-------|--------|--|
| REP LYNELLE JENSEN | 518 | 75.84% | |

MATTHEW B. DURRANT

Vote For 1

| | TOTAL | VOTE % | |
|-----|-------|--------|--|
| Yes | 450 | 65.89% | |
| No | 92 | 13.47% | |

RYAN D. TENNEY

Vote For 1

| | TOTAL | VOTE % | |
|-----|-------|--------|--|
| Yes | 443 | 64.86% | |
| No | 97 | 14.20% | |

JOSEPH M. BEAN

Vote For 1

| | TOTAL | VOTE % | |
|-----|-------|--------|--|
| Yes | 434 | 63.54% | |
| No | 103 | 15.08% | |

RONALD G. RUSSELL

Vote For 1

| | TOTAL | VOTE % | |
|-----|-------|--------|--|
| Yes | 445 | 65.15% | |
| No | 98 | 14.35% | |

CRISTINA PATRICIA ORTEGA

Vote For 1

| | TOTAL | VOTE % | |
|-----|-------|--------|--|
| Yes | 438 | 64.13% | |
| No | 115 | 16.84% | |

CRAIG HALL

Vote For 1

| | TOTAL | VOTE % | |
|-----|-------|--------|--|
| Yes | 442 | 64.71% | |
| No | 102 | 14.93% | |

NOG11

MICHAEL DARIO DIREDA

Vote For 1

| | TOTAL | VOTE % | |
|-----|-------|--------|---|
| Yes | 437 | 63.98% |  |
| No | 105 | 15.37% |  |

TASHA WILLIAMS

Vote For 1

| | TOTAL | VOTE % | |
|-----|-------|--------|---|
| Yes | 459 | 67.20% |  |
| No | 94 | 13.76% |  |

CONSTITUTIONAL AMENDMENT B

Vote For 1

| | TOTAL | VOTE % | |
|---------|-------|--------|---|
| For | 446 | 65.30% |  |
| Against | 192 | 28.11% |  |

CONSTITUTIONAL AMENDMENT C

Vote For 1

| | TOTAL | VOTE % | |
|---------|-------|--------|---|
| For | 521 | 76.28% |  |
| Against | 115 | 16.84% |  |

BALLOT PROPOSITION 19

Vote For 1

| | TOTAL | VOTE % | |
|-----|-------|--------|---|
| Yes | 421 | 61.64% |  |
| No | 233 | 34.11% |  |

NOG12

Statistics TOTAL

| | |
|---------------------------|--------|
| Registered Voters - Total | 827 |
| Ballots Cast - Total | 712 |
| Voter Turnout - Total | 86.09% |

U.S. PRESIDENT / VICE PRESIDENT

Vote For 1

| | TOTAL | VOTE % | |
|-----------------------|-------|--------|---|
| REP DONALD J. TRUMP | 430 | 60.39% | <div style="width: 60.39%; background-color: #ffc107;"></div> |
| DEM KAMALA D. HARRIS | 247 | 34.69% | <div style="width: 34.69%; background-color: #ffc107;"></div> |
| LIB CHASE OLIVER | 12 | 1.69% | <div style="width: 1.69%; background-color: #ffc107;"></div> |
| CON JOEL SKOUSEN | 6 | 0.84% | <div style="width: 0.84%; background-color: #ffc107;"></div> |
| GRN JILL STEIN | 2 | 0.28% | <div style="width: 0.28%; background-color: #ffc107;"></div> |
| CORNEL RONALD WEST | 1 | 0.14% | <div style="width: 0.14%; background-color: #ffc107;"></div> |
| LUCIFER "JUSTIN CASE" | 1 | 0.14% | <div style="width: 0.14%; background-color: #ffc107;"></div> |
| CLAUDIA DE LA CRUZ | 0 | 0.00% | <div style="width: 0.00%; background-color: #ffc107;"></div> |
| Write-In Totals | 4 | 0.56% | <div style="width: 0.56%; background-color: #ffc107;"></div> |

U.S. SENATE

Vote For 1

| | TOTAL | VOTE % | |
|----------------------|-------|--------|---|
| REP JOHN CURTIS | 413 | 58.01% | <div style="width: 58.01%; background-color: #ffc107;"></div> |
| DEM CAROLINE GLEICH | 212 | 29.78% | <div style="width: 29.78%; background-color: #ffc107;"></div> |
| IAP CARLTON E. BOWEN | 38 | 5.34% | <div style="width: 5.34%; background-color: #ffc107;"></div> |
| Write-In Totals | 7 | 0.98% | <div style="width: 0.98%; background-color: #ffc107;"></div> |

U.S. HOUSE DISTRICT 1

Vote For 1

| | TOTAL | VOTE % | |
|----------------------|-------|--------|---|
| REP BLAKE D. MOORE | 432 | 60.67% | <div style="width: 60.67%; background-color: #ffc107;"></div> |
| DEM BILL CAMPBELL | 188 | 26.40% | <div style="width: 26.40%; background-color: #ffc107;"></div> |
| LIB DANIEL R. COTTAM | 32 | 4.49% | <div style="width: 4.49%; background-color: #ffc107;"></div> |

GOVERNOR / LT. GOVERNOR






Vote For 1

| | TOTAL | VOTE % | |
|----------------------|-------|--------|---|
| REP SPENCER J. COX | 375 | 52.67% | <div style="width: 52.67%; background-color: #ffc107;"></div> |
| DEM BRIAN SMITH KING | 186 | 26.12% | <div style="width: 26.12%; background-color: #ffc107;"></div> |
| LIB J. ROBERT LATHAM | 29 | 4.07% | <div style="width: 4.07%; background-color: #ffc107;"></div> |
| IAP TOMMY WILLIAMS | 14 | 1.97% | <div style="width: 1.97%; background-color: #ffc107;"></div> |
| TOM TOMENY | 1 | 0.14% | <div style="width: 0.14%; background-color: #ffc107;"></div> |
| Write-In Totals | 83 | 11.66% | <div style="width: 11.66%; background-color: #ffc107;"></div> |

NOG12

ATTORNEY GENERAL

Vote For 1

| | TOTAL | VOTE % | |
|--------------------------|-------|--------|---|
| REP DEREK BROWN | 392 | 55.06% |  |
| DEM RUDY J BAUTISTA | 177 | 24.86% |  |
| UUP MICHELLE QUIST | 36 | 5.06% |  |
| LIB W. ANDREW MCCULLOUGH | 31 | 4.35% |  |
| AUSTIN HEPWORTH | 24 | 3.37% |  |



STATE AUDITOR AUDITOR

Vote For 1

| | TOTAL | VOTE % | |
|-----------------------|-------|--------|---|
| REP TINA CANNON | 434 | 60.96% |  |
| DEM CATHERINE VOUTAZ | 191 | 26.83% |  |
| CON JEFFREY L. OSTLER | 24 | 3.37% |  |


STATE TREASURER

Vote For 1

| | TOTAL | VOTE % | |
|-------------------|-------|--------|---|
| REP MARLO M. OAKS | 444 | 62.36% |  |
| DEM NEIL A HANSEN | 177 | 24.86% |  |
| UFP MILES POMEROY | 23 | 3.23% |  |

UTAH SENATE DISTRICT 3

Vote For 1

| | TOTAL | VOTE % | |
|---------------------|-------|--------|---|
| REP JOHN D. JOHNSON | 408 | 57.30% |  |
| DEM STACY BERNAL | 244 | 34.27% |  |




UTAH HOUSE DISTRICT 7

Vote For 1

| | TOTAL | VOTE % | |
|--------------------|-------|--------|---|
| REP RYAN D. WILCOX | 499 | 70.08% |  |

COUNTY COMMISSION SEAT C

Vote For 1

| | TOTAL | VOTE % | |
|------------------------|-------|--------|---|
| REP JIM HARVEY | 404 | 56.74% |  |
| DEM STEVEN VAN WAGONER | 213 | 29.92% |  |
| LIB BRIAN K ROWLEY | 37 | 5.20% |  |

COUNTY ASSESSOR

Vote For 1

| | TOTAL | VOTE % | |
|----------------------|-------|--------|---|
| REP JOHN E. ULIBARRI | 522 | 73.31% |  |

NOG12

COUNTY RECORDER / SURVEYOR

Vote For 1

| | TOTAL | VOTE % | |
|-----------------------|-------|--------|---|
| REP BAHY RAHIMZADEGAN | 520 | 73.03% |  |


COUNTY TREASURER

Vote For 1

| | TOTAL | VOTE % | |
|--------------------|-------|--------|---|
| REP LYNELLE JENSEN | 527 | 74.02% |  |

MATTHEW B. DURRANT

Vote For 1

| | TOTAL | VOTE % | |
|-----|-------|--------|---|
| Yes | 428 | 60.11% |  |
| No | 110 | 15.45% |  |

RYAN D. TENNEY

Vote For 1

| | TOTAL | VOTE % | |
|-----|-------|--------|--|
| Yes | 420 | 58.99% |  |
| No | 113 | 15.87% |  |

JOSEPH M. BEAN

Vote For 1

| | TOTAL | VOTE % | |
|-----|-------|--------|---|
| Yes | 414 | 58.15% |  |
| No | 114 | 16.01% |  |

RONALD G. RUSSELL

Vote For 1

| | TOTAL | VOTE % | |
|-----|-------|--------|---|
| Yes | 419 | 58.85% |  |
| No | 110 | 15.45% |  |


CRISTINA PATRICIA ORTEGA

Vote For 1

| | TOTAL | VOTE % | |
|-----|-------|--------|---|
| Yes | 419 | 58.85% |  |
| No | 111 | 15.59% |  |

CRAIG HALL

Vote For 1

| | TOTAL | VOTE % | |
|-----|-------|--------|---|
| Yes | 409 | 57.44% |  |
| No | 119 | 16.71% |  |

NOG12

MICHAEL DARIO DIREDA

Vote For 1

| | TOTAL | VOTE % | |
|-----|-------|--------|---|
| Yes | 429 | 60.25% |  |
| No | 101 | 14.19% |  |

TASHA WILLIAMS

Vote For 1

| | TOTAL | VOTE % | |
|-----|-------|--------|---|
| Yes | 431 | 60.53% |  |
| No | 99 | 13.90% |  |

CONSTITUTIONAL AMENDMENT B

Vote For 1

| | TOTAL | VOTE % | |
|---------|-------|--------|---|
| For | 440 | 61.80% |  |
| Against | 197 | 27.67% |  |

CONSTITUTIONAL AMENDMENT C

Vote For 1

| | TOTAL | VOTE % | |
|---------|-------|--------|---|
| For | 528 | 74.16% |  |
| Against | 112 | 15.73% |  |

BALLOT PROPOSITION 19

Vote For 1

| | TOTAL | VOTE % | |
|-----|-------|--------|---|
| Yes | 445 | 62.50% |  |
| No | 212 | 29.78% |  |

NOG13

Statistics TOTAL

| | |
|---------------------------|--------|
| Registered Voters - Total | 992 |
| Ballots Cast - Total | 849 |
| Voter Turnout - Total | 85.58% |

U.S. PRESIDENT / VICE PRESIDENT

Vote For 1

| | TOTAL | VOTE % | |
|-----------------------|-------|--------|---|
| REP DONALD J. TRUMP | 508 | 59.84% | <div style="width: 59.84%; background-color: #ffc107;"></div> |
| DEM KAMALA D. HARRIS | 308 | 36.28% | <div style="width: 36.28%; background-color: #ffc107;"></div> |
| CON JOEL SKOUSEN | 7 | 0.82% | <div style="width: 0.82%; background-color: #ffc107;"></div> |
| LIB CHASE OLIVER | 5 | 0.59% | <div style="width: 0.59%; background-color: #ffc107;"></div> |
| GRN JILL STEIN | 3 | 0.35% | <div style="width: 0.35%; background-color: #ffc107;"></div> |
| CLAUDIA DE LA CRUZ | 1 | 0.12% | <div style="width: 0.12%; background-color: #ffc107;"></div> |
| CORNEL RONALD WEST | 0 | 0.00% | <div style="width: 0.00%; background-color: #ffc107;"></div> |
| LUCIFER "JUSTIN CASE" | 0 | 0.00% | <div style="width: 0.00%; background-color: #ffc107;"></div> |
| Write-In Totals | 12 | 1.41% | <div style="width: 1.41%; background-color: #ffc107;"></div> |

U.S. SENATE

Vote For 1

| | TOTAL | VOTE % | |
|----------------------|-------|--------|---|
| REP JOHN CURTIS | 526 | 61.96% | <div style="width: 61.96%; background-color: #ffc107;"></div> |
| DEM CAROLINE GLEICH | 249 | 29.33% | <div style="width: 29.33%; background-color: #ffc107;"></div> |
| IAP CARLTON E. BOWEN | 39 | 4.59% | <div style="width: 4.59%; background-color: #ffc107;"></div> |
| Write-In Totals | 7 | 0.82% | <div style="width: 0.82%; background-color: #ffc107;"></div> |

U.S. HOUSE DISTRICT 1

Vote For 1

| | TOTAL | VOTE % | |
|----------------------|-------|--------|---|
| REP BLAKE D. MOORE | 541 | 63.72% | <div style="width: 63.72%; background-color: #ffc107;"></div> |
| DEM BILL CAMPBELL | 225 | 26.50% | <div style="width: 26.50%; background-color: #ffc107;"></div> |
| LIB DANIEL R. COTTAM | 40 | 4.71% | <div style="width: 4.71%; background-color: #ffc107;"></div> |

GOVERNOR / LT. GOVERNOR

Vote For 1

| | TOTAL | VOTE % | |
|----------------------|-------|--------|---|
| REP SPENCER J. COX | 467 | 55.01% | <div style="width: 55.01%; background-color: #ffc107;"></div> |
| DEM BRIAN SMITH KING | 200 | 23.56% | <div style="width: 23.56%; background-color: #ffc107;"></div> |
| LIB J. ROBERT LATHAM | 32 | 3.77% | <div style="width: 3.77%; background-color: #ffc107;"></div> |
| IAP TOMMY WILLIAMS | 20 | 2.36% | <div style="width: 2.36%; background-color: #ffc107;"></div> |
| TOM TOMENY | 6 | 0.71% | <div style="width: 0.71%; background-color: #ffc107;"></div> |
| Write-In Totals | 103 | 12.13% | <div style="width: 12.13%; background-color: #ffc107;"></div> |

NOG13

ATTORNEY GENERAL

Vote For 1

| | TOTAL | VOTE % | |
|--------------------------|-------|--------|--|
| REP DEREK BROWN | 487 | 57.36% | <div style="width: 57.36%;"><div style="width: 57.36%;"></div></div> |
| DEM RUDY J BAUTISTA | 207 | 24.38% | <div style="width: 24.38%;"><div style="width: 24.38%;"></div></div> |
| UUP MICHELLE QUIST | 51 | 6.01% | <div style="width: 6.01%;"><div style="width: 6.01%;"></div></div> |
| LIB W. ANDREW MCCULLOUGH | 42 | 4.95% | <div style="width: 4.95%;"><div style="width: 4.95%;"></div></div> |
| AUSTIN HEPWORTH | 23 | 2.71% | <div style="width: 2.71%;"><div style="width: 2.71%;"></div></div> |

STATE AUDITOR AUDITOR

Vote For 1

| | TOTAL | VOTE % | |
|-----------------------|-------|--------|--|
| REP TINA CANNON | 521 | 61.37% | <div style="width: 61.37%;"><div style="width: 61.37%;"></div></div> |
| DEM CATHERINE VOUTAZ | 225 | 26.50% | <div style="width: 26.50%;"><div style="width: 26.50%;"></div></div> |
| CON JEFFREY L. OSTLER | 50 | 5.89% | <div style="width: 5.89%;"><div style="width: 5.89%;"></div></div> |

STATE TREASURER

Vote For 1

| | TOTAL | VOTE % | |
|-------------------|-------|--------|--|
| REP MARLO M. OAKS | 511 | 60.19% | <div style="width: 60.19%;"><div style="width: 60.19%;"></div></div> |
| DEM NEIL A HANSEN | 238 | 28.03% | <div style="width: 28.03%;"><div style="width: 28.03%;"></div></div> |
| UFP MILES POMEROY | 42 | 4.95% | <div style="width: 4.95%;"><div style="width: 4.95%;"></div></div> |

UTAH SENATE DISTRICT 3

Vote For 1

| | TOTAL | VOTE % | |
|---------------------|-------|--------|--|
| REP JOHN D. JOHNSON | 506 | 59.60% | <div style="width: 59.60%;"><div style="width: 59.60%;"></div></div> |
| DEM STACY BERNAL | 294 | 34.63% | <div style="width: 34.63%;"><div style="width: 34.63%;"></div></div> |

UTAH HOUSE DISTRICT 7

Vote For 1

| | TOTAL | VOTE % | |
|--------------------|-------|--------|--|
| REP RYAN D. WILCOX | 625 | 73.62% | <div style="width: 73.62%;"><div style="width: 73.62%;"></div></div> |

COUNTY COMMISSION SEAT C

Vote For 1

| | TOTAL | VOTE % | |
|------------------------|-------|--------|--|
| REP JIM HARVEY | 474 | 55.83% | <div style="width: 55.83%;"><div style="width: 55.83%;"></div></div> |
| DEM STEVEN VAN WAGONER | 259 | 30.51% | <div style="width: 30.51%;"><div style="width: 30.51%;"></div></div> |
| LIB BRIAN K ROWLEY | 61 | 7.18% | <div style="width: 7.18%;"><div style="width: 7.18%;"></div></div> |

COUNTY ASSESSOR

Vote For 1

| | TOTAL | VOTE % | |
|----------------------|-------|--------|--|
| REP JOHN E. ULIBARRI | 655 | 77.15% | <div style="width: 77.15%;"><div style="width: 77.15%;"></div></div> |

NOG13

COUNTY RECORDER / SURVEYOR

Vote For 1

| | TOTAL | VOTE % | |
|-----------------------|-------|--------|--|
| REP BAHY RAHIMZADEGAN | 633 | 74.56% | |

COUNTY TREASURER

Vote For 1

| | TOTAL | VOTE % | |
|--------------------|-------|--------|--|
| REP LYNELLE JENSEN | 656 | 77.27% | |

MATTHEW B. DURRANT

Vote For 1

| | TOTAL | VOTE % | |
|-----|-------|--------|--|
| Yes | 537 | 63.25% | |
| No | 158 | 18.61% | |

RYAN D. TENNEY

Vote For 1

| | TOTAL | VOTE % | |
|-----|-------|--------|--|
| Yes | 525 | 61.84% | |
| No | 165 | 19.43% | |

JOSEPH M. BEAN

Vote For 1

| | TOTAL | VOTE % | |
|-----|-------|--------|--|
| Yes | 530 | 62.43% | |
| No | 157 | 18.49% | |

RONALD G. RUSSELL

Vote For 1

| | TOTAL | VOTE % | |
|-----|-------|--------|--|
| Yes | 540 | 63.60% | |
| No | 150 | 17.67% | |

CRISTINA PATRICIA ORTEGA

Vote For 1

| | TOTAL | VOTE % | |
|-----|-------|--------|--|
| Yes | 540 | 63.60% | |
| No | 147 | 17.31% | |

CRAIG HALL

Vote For 1

| | TOTAL | VOTE % | |
|-----|-------|--------|--|
| Yes | 515 | 60.66% | |
| No | 170 | 20.02% | |

NOG13

MICHAEL DARIO DIREDA

Vote For 1

| | TOTAL | VOTE % | |
|-----|-------|--------|---|
| Yes | 543 | 63.96% |  |
| No | 145 | 17.08% |  |

TASHA WILLIAMS

Vote For 1

| | TOTAL | VOTE % | |
|-----|-------|--------|---|
| Yes | 539 | 63.49% |  |
| No | 147 | 17.31% |  |

CONSTITUTIONAL AMENDMENT B

Vote For 1

| | TOTAL | VOTE % | |
|---------|-------|--------|---|
| For | 558 | 65.72% |  |
| Against | 234 | 27.56% |  |

CONSTITUTIONAL AMENDMENT C

Vote For 1

| | TOTAL | VOTE % | |
|---------|-------|--------|---|
| For | 650 | 76.56% |  |
| Against | 135 | 15.90% |  |

BALLOT PROPOSITION 19

Vote For 1

| | TOTAL | VOTE % | |
|-----|-------|--------|---|
| Yes | 553 | 65.14% |  |
| No | 241 | 28.39% |  |

NOG14

Statistics TOTAL

| | |
|---------------------------|--------|
| Registered Voters - Total | 938 |
| Ballots Cast - Total | 816 |
| Voter Turnout - Total | 86.99% |

U.S. PRESIDENT / VICE PRESIDENT

Vote For 1

| | TOTAL | VOTE % | |
|-----------------------|-------|--------|---|
| REP DONALD J. TRUMP | 503 | 61.64% | <div style="width: 61.64%; background-color: #ffc107;"></div> |
| DEM KAMALA D. HARRIS | 260 | 31.86% | <div style="width: 31.86%; background-color: #ffc107;"></div> |
| LIB CHASE OLIVER | 14 | 1.72% | <div style="width: 1.72%; background-color: #ffc107;"></div> |
| LUCIFER "JUSTIN CASE" | 5 | 0.61% | <div style="width: 0.61%; background-color: #ffc107;"></div> |
| CON JOEL SKOUSEN | 3 | 0.37% | <div style="width: 0.37%; background-color: #ffc107;"></div> |
| GRN JILL STEIN | 2 | 0.25% | <div style="width: 0.25%; background-color: #ffc107;"></div> |
| CORNEL RONALD WEST | 0 | 0.00% | <div style="width: 0.00%; background-color: #ffc107;"></div> |
| CLAUDIA DE LA CRUZ | 0 | 0.00% | <div style="width: 0.00%; background-color: #ffc107;"></div> |
| Write-In Totals | 17 | 2.08% | <div style="width: 2.08%; background-color: #ffc107;"></div> |

U.S. SENATE

Vote For 1

| | TOTAL | VOTE % | |
|----------------------|-------|--------|---|
| REP JOHN CURTIS | 510 | 62.50% | <div style="width: 62.50%; background-color: #ffc107;"></div> |
| DEM CAROLINE GLEICH | 215 | 26.35% | <div style="width: 26.35%; background-color: #ffc107;"></div> |
| IAP CARLTON E. BOWEN | 39 | 4.78% | <div style="width: 4.78%; background-color: #ffc107;"></div> |
| Write-In Totals | 13 | 1.59% | <div style="width: 1.59%; background-color: #ffc107;"></div> |

U.S. HOUSE DISTRICT 1

Vote For 1

| | TOTAL | VOTE % | |
|----------------------|-------|--------|---|
| REP BLAKE D. MOORE | 525 | 64.34% | <div style="width: 64.34%; background-color: #ffc107;"></div> |
| DEM BILL CAMPBELL | 211 | 25.86% | <div style="width: 25.86%; background-color: #ffc107;"></div> |
| LIB DANIEL R. COTTAM | 34 | 4.17% | <div style="width: 4.17%; background-color: #ffc107;"></div> |

GOVERNOR / LT. GOVERNOR






Vote For 1

| | TOTAL | VOTE % | |
|----------------------|-------|--------|---|
| REP SPENCER J. COX | 429 | 52.57% | <div style="width: 52.57%; background-color: #ffc107;"></div> |
| DEM BRIAN SMITH KING | 186 | 22.79% | <div style="width: 22.79%; background-color: #ffc107;"></div> |
| LIB J. ROBERT LATHAM | 34 | 4.17% | <div style="width: 4.17%; background-color: #ffc107;"></div> |
| IAP TOMMY WILLIAMS | 16 | 1.96% | <div style="width: 1.96%; background-color: #ffc107;"></div> |
| TOM TOMENY | 1 | 0.12% | <div style="width: 0.12%; background-color: #ffc107;"></div> |
| Write-In Totals | 117 | 14.34% | <div style="width: 14.34%; background-color: #ffc107;"></div> |

NOG14




ATTORNEY GENERAL

Vote For 1

| | TOTAL | VOTE % | |
|--------------------------|-------|--------|---|
| REP DEREK BROWN | 468 | 57.35% |  |
| DEM RUDY J BAUTISTA | 184 | 22.55% |  |
| UUP MICHELLE QUIST | 48 | 5.88% |  |
| LIB W. ANDREW MCCULLOUGH | 38 | 4.66% |  |
| AUSTIN HEPWORTH | 29 | 3.55% |  |




STATE AUDITOR AUDITOR

Vote For 1

| | TOTAL | VOTE % | |
|-----------------------|-------|--------|---|
| REP TINA CANNON | 503 | 61.64% |  |
| DEM CATHERINE VOUTAZ | 195 | 23.90% |  |
| CON JEFFREY L. OSTLER | 49 | 6.00% |  |

STATE TREASURER

Vote For 1

| | TOTAL | VOTE % | |
|-------------------|-------|--------|---|
| REP MARLO M. OAKS | 513 | 62.87% |  |
| DEM NEIL A HANSEN | 199 | 24.39% |  |
| UFP MILES POMEROY | 31 | 3.80% |  |

UTAH SENATE DISTRICT 3

Vote For 1

| | TOTAL | VOTE % | |
|---------------------|-------|--------|---|
| REP JOHN D. JOHNSON | 499 | 61.15% |  |
| DEM STACY BERNAL | 265 | 32.48% |  |




UTAH HOUSE DISTRICT 7

Vote For 1

| | TOTAL | VOTE % | |
|--------------------|-------|--------|---|
| REP RYAN D. WILCOX | 576 | 70.59% |  |

COUNTY COMMISSION SEAT C

Vote For 1

| | TOTAL | VOTE % | |
|------------------------|-------|--------|---|
| REP JIM HARVEY | 487 | 59.68% |  |
| DEM STEVEN VAN WAGONER | 221 | 27.08% |  |
| LIB BRIAN K ROWLEY | 54 | 6.62% |  |

COUNTY ASSESSOR

Vote For 1

| | TOTAL | VOTE % | |
|----------------------|-------|--------|---|
| REP JOHN E. ULIBARRI | 598 | 73.28% |  |

NOG14

COUNTY RECORDER / SURVEYOR

Vote For 1

| | TOTAL | VOTE % | |
|-----------------------|-------|--------|---|
| REP BAHY RAHIMZADEGAN | 589 | 72.18% |  |

COUNTY TREASURER

Vote For 1

| | TOTAL | VOTE % | |
|--------------------|-------|--------|---|
| REP LYNELLE JENSEN | 596 | 73.04% |  |

MATTHEW B. DURRANT

Vote For 1

| | TOTAL | VOTE % | |
|-----|-------|--------|---|
| Yes | 474 | 58.09% |  |
| No | 146 | 17.89% |  |

RYAN D. TENNEY

Vote For 1

| | TOTAL | VOTE % | |
|-----|-------|--------|--|
| Yes | 470 | 57.60% |  |
| No | 137 | 16.79% |  |

JOSEPH M. BEAN

Vote For 1

| | TOTAL | VOTE % | |
|-----|-------|--------|---|
| Yes | 474 | 58.09% |  |
| No | 145 | 17.77% |  |

RONALD G. RUSSELL

Vote For 1

| | TOTAL | VOTE % | |
|-----|-------|--------|---|
| Yes | 477 | 58.46% |  |
| No | 137 | 16.79% |  |

CRISTINA PATRICIA ORTEGA

Vote For 1

| | TOTAL | VOTE % | |
|-----|-------|--------|---|
| Yes | 465 | 56.99% |  |
| No | 154 | 18.87% |  |

CRAIG HALL

Vote For 1

| | TOTAL | VOTE % | |
|-----|-------|--------|---|
| Yes | 453 | 55.51% |  |
| No | 157 | 19.24% |  |

NOG14

MICHAEL DARIO DIREDA

Vote For 1

| | TOTAL | VOTE % | |
|-----|-------|--------|---|
| Yes | 481 | 58.95% |  |
| No | 132 | 16.18% |  |

TASHA WILLIAMS

Vote For 1

| | TOTAL | VOTE % | |
|-----|-------|--------|---|
| Yes | 490 | 60.05% |  |
| No | 132 | 16.18% |  |

CONSTITUTIONAL AMENDMENT B

Vote For 1

| | TOTAL | VOTE % | |
|---------|-------|--------|---|
| For | 511 | 62.62% |  |
| Against | 231 | 28.31% |  |

CONSTITUTIONAL AMENDMENT C

Vote For 1

| | TOTAL | VOTE % | |
|---------|-------|--------|---|
| For | 612 | 75.00% |  |
| Against | 131 | 16.05% |  |

BALLOT PROPOSITION 19

Vote For 1

| | TOTAL | VOTE % | |
|-----|-------|--------|---|
| Yes | 486 | 59.56% |  |
| No | 285 | 34.93% |  |

OGD01

Statistics TOTAL

| | |
|---------------------------|--------|
| Registered Voters - Total | 871 |
| Ballots Cast - Total | 656 |
| Voter Turnout - Total | 75.32% |

U.S. PRESIDENT / VICE PRESIDENT

Vote For 1

| | TOTAL | VOTE % | |
|-----------------------|-------|--------|---|
| REP DONALD J. TRUMP | 324 | 49.39% | <div style="width: 49.39%; background-color: #f1c40f;"></div> |
| DEM KAMALA D. HARRIS | 304 | 46.34% | <div style="width: 46.34%; background-color: #f1c40f;"></div> |
| GRN JILL STEIN | 6 | 0.91% | <div style="width: 0.91%; background-color: #f1c40f;"></div> |
| LIB CHASE OLIVER | 6 | 0.91% | <div style="width: 0.91%; background-color: #f1c40f;"></div> |
| CORNEL RONALD WEST | 3 | 0.46% | <div style="width: 0.46%; background-color: #f1c40f;"></div> |
| CON JOEL SKOUSEN | 3 | 0.46% | <div style="width: 0.46%; background-color: #f1c40f;"></div> |
| CLAUDIA DE LA CRUZ | 3 | 0.46% | <div style="width: 0.46%; background-color: #f1c40f;"></div> |
| LUCIFER "JUSTIN CASE" | 0 | 0.00% | <div style="width: 0.00%; background-color: #f1c40f;"></div> |
| Write-In Totals | 2 | 0.30% | <div style="width: 0.30%; background-color: #f1c40f;"></div> |

U.S. SENATE

Vote For 1

| | TOTAL | VOTE % | |
|----------------------|-------|--------|---|
| REP JOHN CURTIS | 306 | 46.65% | <div style="width: 46.65%; background-color: #f1c40f;"></div> |
| DEM CAROLINE GLEICH | 268 | 40.85% | <div style="width: 40.85%; background-color: #f1c40f;"></div> |
| IAP CARLTON E. BOWEN | 43 | 6.55% | <div style="width: 6.55%; background-color: #f1c40f;"></div> |
| Write-In Totals | 1 | 0.15% | <div style="width: 0.15%; background-color: #f1c40f;"></div> |

U.S. HOUSE DISTRICT 1

Vote For 1

| | TOTAL | VOTE % | |
|----------------------|-------|--------|---|
| REP BLAKE D. MOORE | 317 | 48.32% | <div style="width: 48.32%; background-color: #f1c40f;"></div> |
| DEM BILL CAMPBELL | 249 | 37.96% | <div style="width: 37.96%; background-color: #f1c40f;"></div> |
| LIB DANIEL R. COTTAM | 48 | 7.32% | <div style="width: 7.32%; background-color: #f1c40f;"></div> |

GOVERNOR / LT. GOVERNOR

Vote For 1

| | TOTAL | VOTE % | |
|----------------------|-------|--------|---|
| REP SPENCER J. COX | 326 | 49.70% | <div style="width: 49.70%; background-color: #f1c40f;"></div> |
| DEM BRIAN SMITH KING | 216 | 32.93% | <div style="width: 32.93%; background-color: #f1c40f;"></div> |
| LIB J. ROBERT LATHAM | 21 | 3.20% | <div style="width: 3.20%; background-color: #f1c40f;"></div> |
| IAP TOMMY WILLIAMS | 19 | 2.90% | <div style="width: 2.90%; background-color: #f1c40f;"></div> |
| TOM TOMENY | 5 | 0.76% | <div style="width: 0.76%; background-color: #f1c40f;"></div> |
| Write-In Totals | 46 | 7.01% | <div style="width: 7.01%; background-color: #f1c40f;"></div> |

OGD01

ATTORNEY GENERAL

Vote For 1

| | TOTAL | VOTE % | |
|--------------------------|-------|--------|--|
| REP DEREK BROWN | 282 | 42.99% | <div style="width: 42.99%;"><div style="width: 42.99%;"></div></div> |
| DEM RUDY J BAUTISTA | 250 | 38.11% | <div style="width: 38.11%;"><div style="width: 38.11%;"></div></div> |
| UUP MICHELLE QUIST | 31 | 4.73% | <div style="width: 4.73%;"><div style="width: 4.73%;"></div></div> |
| LIB W. ANDREW MCCULLOUGH | 28 | 4.27% | <div style="width: 4.27%;"><div style="width: 4.27%;"></div></div> |
| AUSTIN HEPWORTH | 25 | 3.81% | <div style="width: 3.81%;"><div style="width: 3.81%;"></div></div> |

STATE AUDITOR AUDITOR

Vote For 1

| | TOTAL | VOTE % | |
|-----------------------|-------|--------|--|
| REP TINA CANNON | 308 | 46.95% | <div style="width: 46.95%;"><div style="width: 46.95%;"></div></div> |
| DEM CATHERINE VOUTAZ | 267 | 40.70% | <div style="width: 40.70%;"><div style="width: 40.70%;"></div></div> |
| CON JEFFREY L. OSTLER | 29 | 4.42% | <div style="width: 4.42%;"><div style="width: 4.42%;"></div></div> |

STATE TREASURER

Vote For 1

| | TOTAL | VOTE % | |
|-------------------|-------|--------|--|
| REP MARLO M. OAKS | 316 | 48.17% | <div style="width: 48.17%;"><div style="width: 48.17%;"></div></div> |
| DEM NEIL A HANSEN | 251 | 38.26% | <div style="width: 38.26%;"><div style="width: 38.26%;"></div></div> |
| UFP MILES POMEROY | 38 | 5.79% | <div style="width: 5.79%;"><div style="width: 5.79%;"></div></div> |

UTAH SENATE DISTRICT 3

Vote For 1

| | TOTAL | VOTE % | |
|---------------------|-------|--------|--|
| DEM STACY BERNAL | 310 | 47.26% | <div style="width: 47.26%;"><div style="width: 47.26%;"></div></div> |
| REP JOHN D. JOHNSON | 309 | 47.10% | <div style="width: 47.10%;"><div style="width: 47.10%;"></div></div> |

UTAH HOUSE DISTRICT 7

Vote For 1

| | TOTAL | VOTE % | |
|--------------------|-------|--------|--|
| REP RYAN D. WILCOX | 423 | 64.48% | <div style="width: 64.48%;"><div style="width: 64.48%;"></div></div> |

COUNTY COMMISSION SEAT C

Vote For 1

| | TOTAL | VOTE % | |
|------------------------|-------|--------|--|
| REP JIM HARVEY | 284 | 43.29% | <div style="width: 43.29%;"><div style="width: 43.29%;"></div></div> |
| DEM STEVEN VAN WAGONER | 278 | 42.38% | <div style="width: 42.38%;"><div style="width: 42.38%;"></div></div> |
| LIB BRIAN K ROWLEY | 49 | 7.47% | <div style="width: 7.47%;"><div style="width: 7.47%;"></div></div> |

COUNTY ASSESSOR

Vote For 1

| | TOTAL | VOTE % | |
|----------------------|-------|--------|--|
| REP JOHN E. ULIBARRI | 465 | 70.88% | <div style="width: 70.88%;"><div style="width: 70.88%;"></div></div> |

OGD01

COUNTY RECORDER / SURVEYOR

Vote For 1

| | TOTAL | VOTE % | |
|-----------------------|-------|--------|--|
| REP BAHY RAHIMZADEGAN | 461 | 70.27% | |

COUNTY TREASURER

Vote For 1

| | TOTAL | VOTE % | |
|--------------------|-------|--------|--|
| REP LYNELLE JENSEN | 466 | 71.04% | |

OGDEN SCHOOL BOARD DISTRICT 3

Vote For 1

| | TOTAL | VOTE % | |
|--------------------|-------|--------|--|
| JENNIFER R. ZUNDEL | 276 | 42.07% | |
| STEFANIE CRAGUN | 231 | 35.21% | |

MATTHEW B. DURRANT

Vote For 1

| | TOTAL | VOTE % | |
|-----|-------|--------|--|
| Yes | 390 | 59.45% | |
| No | 144 | 21.95% | |

RYAN D. TENNEY

Vote For 1

| | TOTAL | VOTE % | |
|-----|-------|--------|--|
| Yes | 389 | 59.30% | |
| No | 141 | 21.49% | |

JOSEPH M. BEAN

Vote For 1

| | TOTAL | VOTE % | |
|-----|-------|--------|--|
| Yes | 389 | 59.30% | |
| No | 137 | 20.88% | |

RONALD G. RUSSELL

Vote For 1

| | TOTAL | VOTE % | |
|-----|-------|--------|--|
| Yes | 402 | 61.28% | |
| No | 133 | 20.27% | |

CRISTINA PATRICIA ORTEGA

Vote For 1

| | TOTAL | VOTE % | |
|-----|-------|--------|--|
| Yes | 409 | 62.35% | |
| No | 124 | 18.90% | |

OGD01


CRAIG HALL

Vote For 1

| | TOTAL | VOTE % | |
|-----|-------|--------|---|
| Yes | 372 | 56.71% |  |
| No | 147 | 22.41% |  |

MICHAEL DARIO DIREDA

Vote For 1

| | TOTAL | VOTE % | |
|-----|-------|--------|---|
| Yes | 391 | 59.60% |  |
| No | 140 | 21.34% |  |

TASHA WILLIAMS

Vote For 1

| | TOTAL | VOTE % | |
|-----|-------|--------|---|
| Yes | 418 | 63.72% |  |
| No | 114 | 17.38% |  |

CONSTITUTIONAL AMENDMENT B

Vote For 1

| | TOTAL | VOTE % | |
|---------|-------|--------|---|
| For | 424 | 64.63% |  |
| Against | 170 | 25.91% |  |

CONSTITUTIONAL AMENDMENT C

Vote For 1

| | TOTAL | VOTE % | |
|---------|-------|--------|---|
| For | 494 | 75.30% |  |
| Against | 105 | 16.01% |  |

BALLOT PROPOSITION 19

Vote For 1

| | TOTAL | VOTE % | |
|-----|-------|--------|---|
| Yes | 406 | 61.89% |  |
| No | 192 | 29.27% |  |

OGD02

Statistics TOTAL

| | |
|---------------------------|--------|
| Registered Voters - Total | 1,158 |
| Ballots Cast - Total | 923 |
| Voter Turnout - Total | 79.71% |

U.S. PRESIDENT / VICE PRESIDENT

Vote For 1

| | TOTAL | VOTE % | |
|-----------------------|-------|--------|---|
| REP DONALD J. TRUMP | 485 | 52.55% | <div style="width: 52.55%; background-color: #f1c40f;"></div> |
| DEM KAMALA D. HARRIS | 413 | 44.75% | <div style="width: 44.75%; background-color: #f1c40f;"></div> |
| LIB CHASE OLIVER | 6 | 0.65% | <div style="width: 0.65%; background-color: #f1c40f;"></div> |
| LUCIFER "JUSTIN CASE" | 4 | 0.43% | <div style="width: 0.43%; background-color: #f1c40f;"></div> |
| CLAUDIA DE LA CRUZ | 4 | 0.43% | <div style="width: 0.43%; background-color: #f1c40f;"></div> |
| GRN JILL STEIN | 2 | 0.22% | <div style="width: 0.22%; background-color: #f1c40f;"></div> |
| CORNEL RONALD WEST | 1 | 0.11% | <div style="width: 0.11%; background-color: #f1c40f;"></div> |
| CON JOEL SKOUSEN | 1 | 0.11% | <div style="width: 0.11%; background-color: #f1c40f;"></div> |
| Write-In Totals | 1 | 0.11% | <div style="width: 0.11%; background-color: #f1c40f;"></div> |

U.S. SENATE

Vote For 1

| | TOTAL | VOTE % | |
|----------------------|-------|--------|---|
| REP JOHN CURTIS | 453 | 49.08% | <div style="width: 49.08%; background-color: #f1c40f;"></div> |
| DEM CAROLINE GLEICH | 356 | 38.57% | <div style="width: 38.57%; background-color: #f1c40f;"></div> |
| IAP CARLTON E. BOWEN | 64 | 6.93% | <div style="width: 6.93%; background-color: #f1c40f;"></div> |
| Write-In Totals | 6 | 0.65% | <div style="width: 0.65%; background-color: #f1c40f;"></div> |

U.S. HOUSE DISTRICT 1

Vote For 1

| | TOTAL | VOTE % | |
|----------------------|-------|--------|---|
| REP BLAKE D. MOORE | 450 | 48.75% | <div style="width: 48.75%; background-color: #f1c40f;"></div> |
| DEM BILL CAMPBELL | 355 | 38.46% | <div style="width: 38.46%; background-color: #f1c40f;"></div> |
| LIB DANIEL R. COTTAM | 60 | 6.50% | <div style="width: 6.50%; background-color: #f1c40f;"></div> |

GOVERNOR / LT. GOVERNOR






Vote For 1

| | TOTAL | VOTE % | |
|----------------------|-------|--------|---|
| REP SPENCER J. COX | 415 | 44.96% | <div style="width: 44.96%; background-color: #f1c40f;"></div> |
| DEM BRIAN SMITH KING | 338 | 36.62% | <div style="width: 36.62%; background-color: #f1c40f;"></div> |
| LIB J. ROBERT LATHAM | 34 | 3.68% | <div style="width: 3.68%; background-color: #f1c40f;"></div> |
| IAP TOMMY WILLIAMS | 19 | 2.06% | <div style="width: 2.06%; background-color: #f1c40f;"></div> |
| TOM TOMENY | 3 | 0.32% | <div style="width: 0.32%; background-color: #f1c40f;"></div> |
| Write-In Totals | 87 | 9.43% | <div style="width: 9.43%; background-color: #f1c40f;"></div> |

OGD02

ATTORNEY GENERAL

Vote For 1

| | TOTAL | VOTE % | |
|--------------------------|-------|--------|---|
| REP DEREK BROWN | 444 | 48.10% |  |
| DEM RUDY J BAUTISTA | 321 | 34.78% |  |
| UUP MICHELLE QUIST | 51 | 5.53% |  |
| LIB W. ANDREW MCCULLOUGH | 35 | 3.79% |  |
| AUSTIN HEPWORTH | 21 | 2.28% |  |

STATE AUDITOR AUDITOR

Vote For 1

| | TOTAL | VOTE % | |
|-----------------------|-------|--------|---|
| REP TINA CANNON | 442 | 47.89% |  |
| DEM CATHERINE VOUTAZ | 346 | 37.49% |  |
| CON JEFFREY L. OSTLER | 60 | 6.50% |  |

STATE TREASURER

Vote For 1

| | TOTAL | VOTE % | |
|-------------------|-------|--------|---|
| REP MARLO M. OAKS | 475 | 51.46% |  |
| DEM NEIL A HANSEN | 328 | 35.54% |  |
| UFP MILES POMEROY | 48 | 5.20% |  |

UTAH SENATE DISTRICT 3

Vote For 1

| | TOTAL | VOTE % | |
|---------------------|-------|--------|---|
| REP JOHN D. JOHNSON | 457 | 49.51% |  |
| DEM STACY BERNAL | 409 | 44.31% |  |




UTAH HOUSE DISTRICT 7

Vote For 1

| | TOTAL | VOTE % | |
|--------------------|-------|--------|---|
| REP RYAN D. WILCOX | 621 | 67.28% |  |

COUNTY COMMISSION SEAT C

Vote For 1

| | TOTAL | VOTE % | |
|------------------------|-------|--------|---|
| REP JIM HARVEY | 439 | 47.56% |  |
| DEM STEVEN VAN WAGONER | 354 | 38.35% |  |
| LIB BRIAN K ROWLEY | 64 | 6.93% |  |

COUNTY ASSESSOR

Vote For 1

| | TOTAL | VOTE % | |
|----------------------|-------|--------|---|
| REP JOHN E. ULIBARRI | 659 | 71.40% |  |

OGD02

COUNTY RECORDER / SURVEYOR

Vote For 1

| | TOTAL | VOTE % | |
|-----------------------|-------|--------|--|
| REP BAHY RAHIMZADEGAN | 644 | 69.77% | |

COUNTY TREASURER

Vote For 1

| | TOTAL | VOTE % | |
|--------------------|-------|--------|--|
| REP LYNELLE JENSEN | 654 | 70.86% | |

OGDEN SCHOOL BOARD DISTRICT 3

Vote For 1

| | TOTAL | VOTE % | |
|--------------------|-------|--------|--|
| JENNIFER R. ZUNDEL | 397 | 43.01% | |
| STEFANIE CRAGUN | 283 | 30.66% | |

MATTHEW B. DURRANT

Vote For 1

| | TOTAL | VOTE % | |
|-----|-------|--------|--|
| Yes | 507 | 54.93% | |
| No | 205 | 22.21% | |

RYAN D. TENNEY

Vote For 1

| | TOTAL | VOTE % | |
|-----|-------|--------|--|
| Yes | 515 | 55.80% | |
| No | 191 | 20.69% | |

JOSEPH M. BEAN

Vote For 1

| | TOTAL | VOTE % | |
|-----|-------|--------|--|
| Yes | 503 | 54.50% | |
| No | 198 | 21.45% | |

RONALD G. RUSSELL

Vote For 1

| | TOTAL | VOTE % | |
|-----|-------|--------|--|
| Yes | 517 | 56.01% | |
| No | 187 | 20.26% | |

CRISTINA PATRICIA ORTEGA

Vote For 1

| | TOTAL | VOTE % | |
|-----|-------|--------|--|
| Yes | 524 | 56.77% | |
| No | 185 | 20.04% | |

OGD02

CRAIG HALL

Vote For 1

| | TOTAL | VOTE % | |
|-----|-------|--------|---|
| Yes | 501 | 54.28% |  |
| No | 193 | 20.91% |  |

MICHAEL DARIO DIREDA

Vote For 1

| | TOTAL | VOTE % | |
|-----|-------|--------|---|
| Yes | 534 | 57.85% |  |
| No | 172 | 18.63% |  |

TASHA WILLIAMS

Vote For 1

| | TOTAL | VOTE % | |
|-----|-------|--------|---|
| Yes | 541 | 58.61% |  |
| No | 161 | 17.44% |  |

CONSTITUTIONAL AMENDMENT B

Vote For 1

| | TOTAL | VOTE % | |
|---------|-------|--------|---|
| For | 574 | 62.19% |  |
| Against | 270 | 29.25% |  |

CONSTITUTIONAL AMENDMENT C

Vote For 1

| | TOTAL | VOTE % | |
|---------|-------|--------|---|
| For | 721 | 78.11% |  |
| Against | 125 | 13.54% |  |

BALLOT PROPOSITION 19

Vote For 1

| | TOTAL | VOTE % | |
|-----|-------|--------|---|
| Yes | 542 | 58.72% |  |
| No | 318 | 34.45% |  |

OGD03

Statistics TOTAL

| | |
|---------------------------|--------|
| Registered Voters - Total | 811 |
| Ballots Cast - Total | 657 |
| Voter Turnout - Total | 81.01% |

U.S. PRESIDENT / VICE PRESIDENT

Vote For 1

| | TOTAL | VOTE % | |
|-----------------------|-------|--------|---|
| REP DONALD J. TRUMP | 357 | 54.34% | <div style="width: 54.34%; background-color: #ffc107;"></div> |
| DEM KAMALA D. HARRIS | 268 | 40.79% | <div style="width: 40.79%; background-color: #ffc107;"></div> |
| LIB CHASE OLIVER | 6 | 0.91% | <div style="width: 0.91%; background-color: #ffc107;"></div> |
| CORNEL RONALD WEST | 5 | 0.76% | <div style="width: 0.76%; background-color: #ffc107;"></div> |
| LUCIFER "JUSTIN CASE" | 4 | 0.61% | <div style="width: 0.61%; background-color: #ffc107;"></div> |
| CON JOEL SKOUSEN | 3 | 0.46% | <div style="width: 0.46%; background-color: #ffc107;"></div> |
| CLAUDIA DE LA CRUZ | 3 | 0.46% | <div style="width: 0.46%; background-color: #ffc107;"></div> |
| GRN JILL STEIN | 2 | 0.30% | <div style="width: 0.30%; background-color: #ffc107;"></div> |
| Write-In Totals | 6 | 0.91% | <div style="width: 0.91%; background-color: #ffc107;"></div> |

U.S. SENATE

Vote For 1

| | TOTAL | VOTE % | |
|----------------------|-------|--------|---|
| REP JOHN CURTIS | 344 | 52.36% | <div style="width: 52.36%; background-color: #ffc107;"></div> |
| DEM CAROLINE GLEICH | 244 | 37.14% | <div style="width: 37.14%; background-color: #ffc107;"></div> |
| IAP CARLTON E. BOWEN | 39 | 5.94% | <div style="width: 5.94%; background-color: #ffc107;"></div> |
| Write-In Totals | 4 | 0.61% | <div style="width: 0.61%; background-color: #ffc107;"></div> |

U.S. HOUSE DISTRICT 1

Vote For 1

| | TOTAL | VOTE % | |
|----------------------|-------|--------|---|
| REP BLAKE D. MOORE | 345 | 52.51% | <div style="width: 52.51%; background-color: #ffc107;"></div> |
| DEM BILL CAMPBELL | 232 | 35.31% | <div style="width: 35.31%; background-color: #ffc107;"></div> |
| LIB DANIEL R. COTTAM | 44 | 6.70% | <div style="width: 6.70%; background-color: #ffc107;"></div> |

GOVERNOR / LT. GOVERNOR

Vote For 1

| | TOTAL | VOTE % | |
|----------------------|-------|--------|---|
| REP SPENCER J. COX | 312 | 47.49% | <div style="width: 47.49%; background-color: #ffc107;"></div> |
| DEM BRIAN SMITH KING | 210 | 31.96% | <div style="width: 31.96%; background-color: #ffc107;"></div> |
| LIB J. ROBERT LATHAM | 25 | 3.81% | <div style="width: 3.81%; background-color: #ffc107;"></div> |
| IAP TOMMY WILLIAMS | 19 | 2.89% | <div style="width: 2.89%; background-color: #ffc107;"></div> |
| TOM TOMENY | 1 | 0.15% | <div style="width: 0.15%; background-color: #ffc107;"></div> |
| Write-In Totals | 65 | 9.89% | <div style="width: 9.89%; background-color: #ffc107;"></div> |

OGD03

ATTORNEY GENERAL

Vote For 1

| | TOTAL | VOTE % |
|--------------------------|-------|--------|
| REP DEREK BROWN | 314 | 47.79% |
| DEM RUDY J BAUTISTA | 216 | 32.88% |
| UUP MICHELLE QUIST | 46 | 7.00% |
| LIB W. ANDREW MCCULLOUGH | 30 | 4.57% |
| AUSTIN HEPWORTH | 14 | 2.13% |

STATE AUDITOR AUDITOR

Vote For 1

| | TOTAL | VOTE % |
|-----------------------|-------|--------|
| REP TINA CANNON | 333 | 50.68% |
| DEM CATHERINE VOUTAZ | 230 | 35.01% |
| CON JEFFREY L. OSTLER | 50 | 7.61% |

STATE TREASURER

Vote For 1

| | TOTAL | VOTE % |
|-------------------|-------|--------|
| REP MARLO M. OAKS | 344 | 52.36% |
| DEM NEIL A HANSEN | 229 | 34.86% |
| UFP MILES POMEROY | 38 | 5.78% |

UTAH SENATE DISTRICT 3

Vote For 1

| | TOTAL | VOTE % |
|---------------------|-------|--------|
| REP JOHN D. JOHNSON | 340 | 51.75% |
| DEM STACY BERNAL | 273 | 41.55% |

UTAH HOUSE DISTRICT 7

Vote For 1

| | TOTAL | VOTE % |
|--------------------|-------|--------|
| REP RYAN D. WILCOX | 453 | 68.95% |

COUNTY COMMISSION SEAT C

Vote For 1

| | TOTAL | VOTE % |
|------------------------|-------|--------|
| REP JIM HARVEY | 320 | 48.71% |
| DEM STEVEN VAN WAGONER | 237 | 36.07% |
| LIB BRIAN K ROWLEY | 57 | 8.68% |

COUNTY ASSESSOR

Vote For 1

| | TOTAL | VOTE % |
|----------------------|-------|--------|
| REP JOHN E. ULIBARRI | 464 | 70.62% |

OGD03

COUNTY RECORDER / SURVEYOR

Vote For 1

| | TOTAL | VOTE % | |
|-----------------------|-------|--------|--|
| REP BAHY RAHIMZADEGAN | 458 | 69.71% | |

COUNTY TREASURER

Vote For 1

| | TOTAL | VOTE % | |
|--------------------|-------|--------|--|
| REP LYNELLE JENSEN | 467 | 71.08% | |

OGDEN SCHOOL BOARD DISTRICT 3

Vote For 1

| | TOTAL | VOTE % | |
|--------------------|-------|--------|--|
| JENNIFER R. ZUNDEL | 300 | 45.66% | |
| STEFANIE CRAGUN | 213 | 32.42% | |

MATTHEW B. DURRANT

Vote For 1

| | TOTAL | VOTE % | |
|-----|-------|--------|--|
| Yes | 383 | 58.30% | |
| No | 151 | 22.98% | |

RYAN D. TENNEY

Vote For 1

| | TOTAL | VOTE % | |
|-----|-------|--------|--|
| Yes | 391 | 59.51% | |
| No | 136 | 20.70% | |

JOSEPH M. BEAN

Vote For 1

| | TOTAL | VOTE % | |
|-----|-------|--------|--|
| Yes | 374 | 56.93% | |
| No | 153 | 23.29% | |

RONALD G. RUSSELL

Vote For 1

| | TOTAL | VOTE % | |
|-----|-------|--------|--|
| Yes | 381 | 57.99% | |
| No | 148 | 22.53% | |

CRISTINA PATRICIA ORTEGA

Vote For 1

| | TOTAL | VOTE % | |
|-----|-------|--------|--|
| Yes | 384 | 58.45% | |
| No | 149 | 22.68% | |

OGD03

CRAIG HALL

Vote For 1

| | TOTAL | VOTE % | |
|-----|-------|--------|--|
| Yes | 374 | 56.93% | |
| No | 150 | 22.83% | |

MICHAEL DARIO DIREDA

Vote For 1

| | TOTAL | VOTE % | |
|-----|-------|--------|--|
| Yes | 387 | 58.90% | |
| No | 140 | 21.31% | |

TASHA WILLIAMS

Vote For 1

| | TOTAL | VOTE % | |
|-----|-------|--------|--|
| Yes | 402 | 61.19% | |
| No | 126 | 19.18% | |

CONSTITUTIONAL AMENDMENT B

Vote For 1

| | TOTAL | VOTE % | |
|---------|-------|--------|--|
| For | 386 | 58.75% | |
| Against | 222 | 33.79% | |

CONSTITUTIONAL AMENDMENT C

Vote For 1

| | TOTAL | VOTE % | |
|---------|-------|--------|--|
| For | 516 | 78.54% | |
| Against | 94 | 14.31% | |

BALLOT PROPOSITION 19

Vote For 1

| | TOTAL | VOTE % | |
|-----|-------|--------|--|
| Yes | 428 | 65.14% | |
| No | 194 | 29.53% | |

OGD04

Statistics TOTAL

| | |
|---------------------------|--------|
| Registered Voters - Total | 940 |
| Ballots Cast - Total | 756 |
| Voter Turnout - Total | 80.43% |

U.S. PRESIDENT / VICE PRESIDENT

Vote For 1

| | TOTAL | VOTE % | |
|-----------------------|-------|--------|--|
| REP DONALD J. TRUMP | 375 | 49.60% | |
| DEM KAMALA D. HARRIS | 350 | 46.30% | |
| LIB CHASE OLIVER | 7 | 0.93% | |
| LUCIFER "JUSTIN CASE" | 3 | 0.40% | |
| CON JOEL SKOUSEN | 3 | 0.40% | |
| GRN JILL STEIN | 3 | 0.40% | |
| CORNEL RONALD WEST | 2 | 0.26% | |
| CLAUDIA DE LA CRUZ | 2 | 0.26% | |
| Write-In Totals | 3 | 0.40% | |

U.S. SENATE

Vote For 1

| | TOTAL | VOTE % | |
|----------------------|-------|--------|--|
| REP JOHN CURTIS | 370 | 48.94% | |
| DEM CAROLINE GLEICH | 314 | 41.53% | |
| IAP CARLTON E. BOWEN | 27 | 3.57% | |
| Write-In Totals | 3 | 0.40% | |

U.S. HOUSE DISTRICT 1

Vote For 1

| | TOTAL | VOTE % | |
|----------------------|-------|--------|--|
| REP BLAKE D. MOORE | 361 | 47.75% | |
| DEM BILL CAMPBELL | 303 | 40.08% | |
| LIB DANIEL R. COTTAM | 44 | 5.82% | |

GOVERNOR / LT. GOVERNOR

Vote For 1

| | TOTAL | VOTE % | |
|----------------------|-------|--------|--|
| REP SPENCER J. COX | 334 | 44.18% | |
| DEM BRIAN SMITH KING | 274 | 36.24% | |
| LIB J. ROBERT LATHAM | 25 | 3.31% | |
| IAP TOMMY WILLIAMS | 19 | 2.51% | |
| TOM TOMENY | 4 | 0.53% | |
| Write-In Totals | 71 | 9.39% | |

OGD04

ATTORNEY GENERAL

Vote For 1

| | TOTAL | VOTE % |
|--------------------------|-------|--------|
| REP DEREK BROWN | 322 | 42.59% |
| DEM RUDY J BAUTISTA | 302 | 39.95% |
| UUP MICHELLE QUIST | 46 | 6.08% |
| AUSTIN HEPWORTH | 19 | 2.51% |
| LIB W. ANDREW MCCULLOUGH | 18 | 2.38% |

STATE AUDITOR AUDITOR

Vote For 1

| | TOTAL | VOTE % |
|-----------------------|-------|--------|
| REP TINA CANNON | 352 | 46.56% |
| DEM CATHERINE VOUTAZ | 297 | 39.29% |
| CON JEFFREY L. OSTLER | 39 | 5.16% |

STATE TREASURER

Vote For 1

| | TOTAL | VOTE % |
|-------------------|-------|--------|
| REP MARLO M. OAKS | 350 | 46.30% |
| DEM NEIL A HANSEN | 306 | 40.48% |
| UFP MILES POMEROY | 36 | 4.76% |

UTAH SENATE DISTRICT 3

Vote For 1

| | TOTAL | VOTE % |
|---------------------|-------|--------|
| REP JOHN D. JOHNSON | 369 | 48.81% |
| DEM STACY BERNAL | 348 | 46.03% |

UTAH HOUSE DISTRICT 7

Vote For 1

| | TOTAL | VOTE % |
|--------------------|-------|--------|
| REP RYAN D. WILCOX | 487 | 64.42% |

COUNTY COMMISSION SEAT C

Vote For 1

| | TOTAL | VOTE % |
|------------------------|-------|--------|
| DEM STEVEN VAN WAGONER | 336 | 44.44% |
| REP JIM HARVEY | 332 | 43.92% |
| LIB BRIAN K ROWLEY | 43 | 5.69% |

COUNTY ASSESSOR

Vote For 1

| | TOTAL | VOTE % |
|----------------------|-------|--------|
| REP JOHN E. ULIBARRI | 532 | 70.37% |

OGD04

COUNTY RECORDER / SURVEYOR

Vote For 1

| | TOTAL | VOTE % | |
|-----------------------|-------|--------|--|
| REP BAHY RAHIMZADEGAN | 516 | 68.25% | |

COUNTY TREASURER

Vote For 1

| | TOTAL | VOTE % | |
|--------------------|-------|--------|--|
| REP LYNELLE JENSEN | 527 | 69.71% | |

OGDEN SCHOOL BOARD DISTRICT 3

Vote For 1

| | TOTAL | VOTE % | |
|--------------------|-------|--------|--|
| JENNIFER R. ZUNDEL | 313 | 41.40% | |
| STEFANIE CRAGUN | 266 | 35.19% | |

MATTHEW B. DURRANT

Vote For 1

| | TOTAL | VOTE % | |
|-----|-------|--------|--|
| Yes | 418 | 55.29% | |
| No | 192 | 25.40% | |

RYAN D. TENNEY

Vote For 1

| | TOTAL | VOTE % | |
|-----|-------|--------|--|
| Yes | 418 | 55.29% | |
| No | 183 | 24.21% | |

JOSEPH M. BEAN

Vote For 1

| | TOTAL | VOTE % | |
|-----|-------|--------|--|
| Yes | 419 | 55.42% | |
| No | 186 | 24.60% | |

RONALD G. RUSSELL

Vote For 1

| | TOTAL | VOTE % | |
|-----|-------|--------|--|
| Yes | 434 | 57.41% | |
| No | 168 | 22.22% | |

CRISTINA PATRICIA ORTEGA

Vote For 1

| | TOTAL | VOTE % | |
|-----|-------|--------|--|
| Yes | 465 | 61.51% | |
| No | 138 | 18.25% | |

OGD04

CRAIG HALL

Vote For 1

| | TOTAL | VOTE % | |
|-----|-------|--------|---|
| Yes | 405 | 53.57% |  |
| No | 191 | 25.26% |  |

MICHAEL DARIO DIREDA

Vote For 1

| | TOTAL | VOTE % | |
|-----|-------|--------|---|
| Yes | 450 | 59.52% |  |
| No | 152 | 20.11% |  |

TASHA WILLIAMS

Vote For 1

| | TOTAL | VOTE % | |
|-----|-------|--------|---|
| Yes | 470 | 62.17% |  |
| No | 133 | 17.59% |  |

CONSTITUTIONAL AMENDMENT B

Vote For 1

| | TOTAL | VOTE % | |
|---------|-------|--------|---|
| For | 458 | 60.58% |  |
| Against | 221 | 29.23% |  |

CONSTITUTIONAL AMENDMENT C

Vote For 1

| | TOTAL | VOTE % | |
|---------|-------|--------|---|
| For | 561 | 74.21% |  |
| Against | 120 | 15.87% |  |

BALLOT PROPOSITION 19

Vote For 1

| | TOTAL | VOTE % | |
|-----|-------|--------|---|
| Yes | 478 | 63.23% |  |
| No | 210 | 27.78% |  |

OGD05

Statistics TOTAL

| | |
|---------------------------|--------|
| Registered Voters - Total | 323 |
| Ballots Cast - Total | 243 |
| Voter Turnout - Total | 75.23% |

U.S. PRESIDENT / VICE PRESIDENT

Vote For 1

| | TOTAL | VOTE % | |
|-----------------------|-------|--------|--|
| REP DONALD J. TRUMP | 124 | 51.03% | |
| DEM KAMALA D. HARRIS | 112 | 46.09% | |
| GRN JILL STEIN | 2 | 0.82% | |
| LIB CHASE OLIVER | 2 | 0.82% | |
| LUCIFER "JUSTIN CASE" | 1 | 0.41% | |
| CORNEL RONALD WEST | 0 | 0.00% | |
| CON JOEL SKOUSEN | 0 | 0.00% | |
| CLAUDIA DE LA CRUZ | 0 | 0.00% | |
| Write-In Totals | 1 | 0.41% | |

U.S. SENATE

Vote For 1

| | TOTAL | VOTE % | |
|----------------------|-------|--------|--|
| REP JOHN CURTIS | 113 | 46.50% | |
| DEM CAROLINE GLEICH | 97 | 39.92% | |
| IAP CARLTON E. BOWEN | 13 | 5.35% | |
| Write-In Totals | 0 | 0.00% | |

U.S. HOUSE DISTRICT 1

Vote For 1

| | TOTAL | VOTE % | |
|----------------------|-------|--------|--|
| REP BLAKE D. MOORE | 109 | 44.86% | |
| DEM BILL CAMPBELL | 94 | 38.68% | |
| LIB DANIEL R. COTTAM | 14 | 5.76% | |

GOVERNOR / LT. GOVERNOR

Vote For 1

| | TOTAL | VOTE % | |
|----------------------|-------|--------|--|
| REP SPENCER J. COX | 93 | 38.27% | |
| DEM BRIAN SMITH KING | 92 | 37.86% | |
| LIB J. ROBERT LATHAM | 11 | 4.53% | |
| IAP TOMMY WILLIAMS | 7 | 2.88% | |
| TOM TOMENY | 2 | 0.82% | |
| Write-In Totals | 22 | 9.05% | |

OGD05

ATTORNEY GENERAL

Vote For 1

| | TOTAL | VOTE % |
|--------------------------|-------|--------|
| REP DEREK BROWN | 101 | 41.56% |
| DEM RUDY J BAUTISTA | 82 | 33.74% |
| UUP MICHELLE QUIST | 21 | 8.64% |
| LIB W. ANDREW MCCULLOUGH | 12 | 4.94% |
| AUSTIN HEPWORTH | 7 | 2.88% |

STATE AUDITOR AUDITOR

Vote For 1

| | TOTAL | VOTE % |
|-----------------------|-------|--------|
| REP TINA CANNON | 105 | 43.21% |
| DEM CATHERINE VOUTAZ | 98 | 40.33% |
| CON JEFFREY L. OSTLER | 13 | 5.35% |

STATE TREASURER

Vote For 1

| | TOTAL | VOTE % |
|-------------------|-------|--------|
| REP MARLO M. OAKS | 105 | 43.21% |
| DEM NEIL A HANSEN | 93 | 38.27% |
| UFP MILES POMEROY | 19 | 7.82% |

UTAH SENATE DISTRICT 3

Vote For 1

| | TOTAL | VOTE % |
|---------------------|-------|--------|
| REP JOHN D. JOHNSON | 114 | 46.91% |
| DEM STACY BERNAL | 106 | 43.62% |

UTAH HOUSE DISTRICT 6

Vote For 1

| | TOTAL | VOTE % |
|----------------------|-------|--------|
| REP MATTHEW H. GWYNN | 119 | 48.97% |
| DEM AMBER HARDY | 92 | 37.86% |

COUNTY COMMISSION SEAT C

Vote For 1

| | TOTAL | VOTE % |
|------------------------|-------|--------|
| REP JIM HARVEY | 106 | 43.62% |
| DEM STEVEN VAN WAGONER | 90 | 37.04% |
| LIB BRIAN K ROWLEY | 20 | 8.23% |

COUNTY ASSESSOR

Vote For 1

| | TOTAL | VOTE % |
|----------------------|-------|--------|
| REP JOHN E. ULIBARRI | 176 | 72.43% |

OGD05

COUNTY RECORDER / SURVEYOR

Vote For 1

| | TOTAL | VOTE % | |
|-----------------------|-------|--------|--|
| REP BAHY RAHIMZADEGAN | 172 | 70.78% | |

COUNTY TREASURER

Vote For 1

| | TOTAL | VOTE % | |
|--------------------|-------|--------|--|
| REP LYNELLE JENSEN | 174 | 71.60% | |

OGDEN SCHOOL BOARD DISTRICT 6

Vote For 1

| | TOTAL | VOTE % | |
|----------------|-------|--------|--|
| JENNIFER GENTA | 166 | 68.31% | |

MATTHEW B. DURRANT

Vote For 1

| | TOTAL | VOTE % | |
|-----|-------|--------|--|
| Yes | 143 | 58.85% | |
| No | 47 | 19.34% | |

RYAN D. TENNEY

Vote For 1

| | TOTAL | VOTE % | |
|-----|-------|--------|--|
| Yes | 143 | 58.85% | |
| No | 45 | 18.52% | |

JOSEPH M. BEAN

Vote For 1

| | TOTAL | VOTE % | |
|-----|-------|--------|--|
| Yes | 133 | 54.73% | |
| No | 54 | 22.22% | |

RONALD G. RUSSELL

Vote For 1

| | TOTAL | VOTE % | |
|-----|-------|--------|--|
| Yes | 143 | 58.85% | |
| No | 47 | 19.34% | |

CRISTINA PATRICIA ORTEGA

Vote For 1

| | TOTAL | VOTE % | |
|-----|-------|--------|--|
| Yes | 151 | 62.14% | |
| No | 40 | 16.46% | |

OGD05

CRAIG HALL

Vote For 1

| | TOTAL | VOTE % | |
|-----|-------|--------|--|
| Yes | 142 | 58.44% | |
| No | 44 | 18.11% | |

MICHAEL DARIO DIREDA

Vote For 1

| | TOTAL | VOTE % | |
|-----|-------|--------|--|
| Yes | 144 | 59.26% | |
| No | 44 | 18.11% | |

TASHA WILLIAMS

Vote For 1

| | TOTAL | VOTE % | |
|-----|-------|--------|--|
| Yes | 156 | 64.20% | |
| No | 34 | 13.99% | |

CONSTITUTIONAL AMENDMENT B

Vote For 1

| | TOTAL | VOTE % | |
|---------|-------|--------|--|
| For | 156 | 64.20% | |
| Against | 61 | 25.10% | |

CONSTITUTIONAL AMENDMENT C

Vote For 1

| | TOTAL | VOTE % | |
|---------|-------|--------|--|
| For | 176 | 72.43% | |
| Against | 42 | 17.28% | |

BALLOT PROPOSITION 19

Vote For 1

| | TOTAL | VOTE % | |
|-----|-------|--------|--|
| Yes | 155 | 63.79% | |
| No | 63 | 25.93% | |

OGD06

Statistics TOTAL

| | |
|---------------------------|--------|
| Registered Voters - Total | 1,078 |
| Ballots Cast - Total | 815 |
| Voter Turnout - Total | 75.60% |

U.S. PRESIDENT / VICE PRESIDENT

Vote For 1

| | TOTAL | VOTE % | |
|-----------------------|-------|--------|--|
| REP DONALD J. TRUMP | 426 | 52.27% | <div style="width: 52.27%;"><div style="width: 52.27%;"></div></div> |
| DEM KAMALA D. HARRIS | 359 | 44.05% | <div style="width: 44.05%;"><div style="width: 44.05%;"></div></div> |
| LIB CHASE OLIVER | 8 | 0.98% | <div style="width: 0.98%;"><div style="width: 0.98%;"></div></div> |
| GRN JILL STEIN | 6 | 0.74% | <div style="width: 0.74%;"><div style="width: 0.74%;"></div></div> |
| CORNEL RONALD WEST | 5 | 0.61% | <div style="width: 0.61%;"><div style="width: 0.61%;"></div></div> |
| LUCIFER "JUSTIN CASE" | 2 | 0.25% | <div style="width: 0.25%;"><div style="width: 0.25%;"></div></div> |
| CON JOEL SKOUSEN | 0 | 0.00% | <div style="width: 0.00%;"><div style="width: 0.00%;"></div></div> |
| CLAUDIA DE LA CRUZ | 0 | 0.00% | <div style="width: 0.00%;"><div style="width: 0.00%;"></div></div> |
| Write-In Totals | 5 | 0.61% | <div style="width: 0.61%;"><div style="width: 0.61%;"></div></div> |

U.S. SENATE

Vote For 1

| | TOTAL | VOTE % | |
|----------------------|-------|--------|--|
| REP JOHN CURTIS | 382 | 46.87% | <div style="width: 46.87%;"><div style="width: 46.87%;"></div></div> |
| DEM CAROLINE GLEICH | 341 | 41.84% | <div style="width: 41.84%;"><div style="width: 41.84%;"></div></div> |
| IAP CARLTON E. BOWEN | 53 | 6.50% | <div style="width: 6.50%;"><div style="width: 6.50%;"></div></div> |
| Write-In Totals | 3 | 0.37% | <div style="width: 0.37%;"><div style="width: 0.37%;"></div></div> |

U.S. HOUSE DISTRICT 1

Vote For 1

| | TOTAL | VOTE % | |
|----------------------|-------|--------|--|
| REP BLAKE D. MOORE | 381 | 46.75% | <div style="width: 46.75%;"><div style="width: 46.75%;"></div></div> |
| DEM BILL CAMPBELL | 342 | 41.96% | <div style="width: 41.96%;"><div style="width: 41.96%;"></div></div> |
| LIB DANIEL R. COTTAM | 48 | 5.89% | <div style="width: 5.89%;"><div style="width: 5.89%;"></div></div> |

GOVERNOR / LT. GOVERNOR

Vote For 1

| | TOTAL | VOTE % | |
|----------------------|-------|--------|--|
| REP SPENCER J. COX | 380 | 46.63% | <div style="width: 46.63%;"><div style="width: 46.63%;"></div></div> |
| DEM BRIAN SMITH KING | 296 | 36.32% | <div style="width: 36.32%;"><div style="width: 36.32%;"></div></div> |
| LIB J. ROBERT LATHAM | 35 | 4.29% | <div style="width: 4.29%;"><div style="width: 4.29%;"></div></div> |
| IAP TOMMY WILLIAMS | 17 | 2.09% | <div style="width: 2.09%;"><div style="width: 2.09%;"></div></div> |
| TOM TOMENY | 4 | 0.49% | <div style="width: 0.49%;"><div style="width: 0.49%;"></div></div> |
| Write-In Totals | 59 | 7.24% | <div style="width: 7.24%;"><div style="width: 7.24%;"></div></div> |

OGD06

ATTORNEY GENERAL

Vote For 1

| | TOTAL | VOTE % |
|--------------------------|-------|--------|
| REP DEREK BROWN | 347 | 42.58% |
| DEM RUDY J BAUTISTA | 306 | 37.55% |
| LIB W. ANDREW MCCULLOUGH | 60 | 7.36% |
| UUP MICHELLE QUIST | 39 | 4.79% |
| AUSTIN HEPWORTH | 23 | 2.82% |

STATE AUDITOR AUDITOR

Vote For 1

| | TOTAL | VOTE % |
|-----------------------|-------|--------|
| REP TINA CANNON | 393 | 48.22% |
| DEM CATHERINE VOUTAZ | 317 | 38.90% |
| CON JEFFREY L. OSTLER | 42 | 5.15% |

STATE TREASURER

Vote For 1

| | TOTAL | VOTE % |
|-------------------|-------|--------|
| REP MARLO M. OAKS | 388 | 47.61% |
| DEM NEIL A HANSEN | 315 | 38.65% |
| UFP MILES POMEROY | 49 | 6.01% |

UTAH SENATE DISTRICT 3

Vote For 1

| | TOTAL | VOTE % |
|---------------------|-------|--------|
| REP JOHN D. JOHNSON | 383 | 46.99% |
| DEM STACY BERNAL | 381 | 46.75% |

UTAH HOUSE DISTRICT 7

Vote For 1

| | TOTAL | VOTE % |
|--------------------|-------|--------|
| REP RYAN D. WILCOX | 523 | 64.17% |

COUNTY COMMISSION SEAT C

Vote For 1

| | TOTAL | VOTE % |
|------------------------|-------|--------|
| REP JIM HARVEY | 349 | 42.82% |
| DEM STEVEN VAN WAGONER | 343 | 42.09% |
| LIB BRIAN K ROWLEY | 74 | 9.08% |

COUNTY ASSESSOR

Vote For 1

| | TOTAL | VOTE % |
|----------------------|-------|--------|
| REP JOHN E. ULIBARRI | 562 | 68.96% |

OGD06

COUNTY RECORDER / SURVEYOR

Vote For 1

| | TOTAL | VOTE % | |
|-----------------------|-------|--------|--|
| REP BAHY RAHIMZADEGAN | 546 | 66.99% | |

COUNTY TREASURER

Vote For 1

| | TOTAL | VOTE % | |
|--------------------|-------|--------|--|
| REP LYNELLE JENSEN | 559 | 68.59% | |

OGDEN SCHOOL BOARD DISTRICT 6

Vote For 1

| | TOTAL | VOTE % | |
|----------------|-------|--------|--|
| JENNIFER GENTA | 541 | 66.38% | |

MATTHEW B. DURRANT

Vote For 1

| | TOTAL | VOTE % | |
|-----|-------|--------|--|
| Yes | 494 | 60.61% | |
| No | 163 | 20.00% | |

RYAN D. TENNEY

Vote For 1

| | TOTAL | VOTE % | |
|-----|-------|--------|--|
| Yes | 490 | 60.12% | |
| No | 158 | 19.39% | |

JOSEPH M. BEAN

Vote For 1

| | TOTAL | VOTE % | |
|-----|-------|--------|--|
| Yes | 485 | 59.51% | |
| No | 163 | 20.00% | |

RONALD G. RUSSELL

Vote For 1

| | TOTAL | VOTE % | |
|-----|-------|--------|--|
| Yes | 510 | 62.58% | |
| No | 136 | 16.69% | |

CRISTINA PATRICIA ORTEGA

Vote For 1

| | TOTAL | VOTE % | |
|-----|-------|--------|--|
| Yes | 520 | 63.80% | |
| No | 139 | 17.06% | |

OGD06

CRAIG HALL

Vote For 1

| | TOTAL | VOTE % | |
|-----|-------|--------|--|
| Yes | 482 | 59.14% | |
| No | 164 | 20.12% | |

MICHAEL DARIO DIREDA

Vote For 1

| | TOTAL | VOTE % | |
|-----|-------|--------|--|
| Yes | 509 | 62.45% | |
| No | 140 | 17.18% | |

TASHA WILLIAMS

Vote For 1

| | TOTAL | VOTE % | |
|-----|-------|--------|--|
| Yes | 518 | 63.56% | |
| No | 134 | 16.44% | |

CONSTITUTIONAL AMENDMENT B

Vote For 1

| | TOTAL | VOTE % | |
|---------|-------|--------|--|
| For | 495 | 60.74% | |
| Against | 252 | 30.92% | |

CONSTITUTIONAL AMENDMENT C

Vote For 1

| | TOTAL | VOTE % | |
|---------|-------|--------|--|
| For | 630 | 77.30% | |
| Against | 124 | 15.21% | |

BALLOT PROPOSITION 19

Vote For 1

| | TOTAL | VOTE % | |
|-----|-------|--------|--|
| Yes | 503 | 61.72% | |
| No | 254 | 31.17% | |

OGD07

Statistics TOTAL

| | |
|---------------------------|--------|
| Registered Voters - Total | 900 |
| Ballots Cast - Total | 692 |
| Voter Turnout - Total | 76.89% |

U.S. PRESIDENT / VICE PRESIDENT

Vote For 1

| | TOTAL | VOTE % | |
|-----------------------|-------|--------|---|
| REP DONALD J. TRUMP | 331 | 47.83% | <div style="width: 47.83%; background-color: #f1c40f;"></div> |
| DEM KAMALA D. HARRIS | 318 | 45.95% | <div style="width: 45.95%; background-color: #f1c40f;"></div> |
| LIB CHASE OLIVER | 12 | 1.73% | <div style="width: 1.73%; background-color: #f1c40f;"></div> |
| GRN JILL STEIN | 10 | 1.45% | <div style="width: 1.45%; background-color: #f1c40f;"></div> |
| LUCIFER "JUSTIN CASE" | 5 | 0.72% | <div style="width: 0.72%; background-color: #f1c40f;"></div> |
| CLAUDIA DE LA CRUZ | 4 | 0.58% | <div style="width: 0.58%; background-color: #f1c40f;"></div> |
| CORNEL RONALD WEST | 1 | 0.14% | <div style="width: 0.14%; background-color: #f1c40f;"></div> |
| CON JOEL SKOUSEN | 1 | 0.14% | <div style="width: 0.14%; background-color: #f1c40f;"></div> |
| Write-In Totals | 6 | 0.87% | <div style="width: 0.87%; background-color: #f1c40f;"></div> |

U.S. SENATE

Vote For 1

| | TOTAL | VOTE % | |
|----------------------|-------|--------|---|
| REP JOHN CURTIS | 323 | 46.68% | <div style="width: 46.68%; background-color: #f1c40f;"></div> |
| DEM CAROLINE GLEICH | 282 | 40.75% | <div style="width: 40.75%; background-color: #f1c40f;"></div> |
| IAP CARLTON E. BOWEN | 48 | 6.94% | <div style="width: 6.94%; background-color: #f1c40f;"></div> |
| Write-In Totals | 3 | 0.43% | <div style="width: 0.43%; background-color: #f1c40f;"></div> |

U.S. HOUSE DISTRICT 1

Vote For 1

| | TOTAL | VOTE % | |
|----------------------|-------|--------|---|
| REP BLAKE D. MOORE | 329 | 47.54% | <div style="width: 47.54%; background-color: #f1c40f;"></div> |
| DEM BILL CAMPBELL | 255 | 36.85% | <div style="width: 36.85%; background-color: #f1c40f;"></div> |
| LIB DANIEL R. COTTAM | 53 | 7.66% | <div style="width: 7.66%; background-color: #f1c40f;"></div> |

GOVERNOR / LT. GOVERNOR

Vote For 1

| | TOTAL | VOTE % | |
|----------------------|-------|--------|---|
| REP SPENCER J. COX | 322 | 46.53% | <div style="width: 46.53%; background-color: #f1c40f;"></div> |
| DEM BRIAN SMITH KING | 249 | 35.98% | <div style="width: 35.98%; background-color: #f1c40f;"></div> |
| LIB J. ROBERT LATHAM | 23 | 3.32% | <div style="width: 3.32%; background-color: #f1c40f;"></div> |
| IAP TOMMY WILLIAMS | 19 | 2.75% | <div style="width: 2.75%; background-color: #f1c40f;"></div> |
| TOM TOMENY | 5 | 0.72% | <div style="width: 0.72%; background-color: #f1c40f;"></div> |
| Write-In Totals | 52 | 7.51% | <div style="width: 7.51%; background-color: #f1c40f;"></div> |

OGD07

ATTORNEY GENERAL

Vote For 1

| | TOTAL | VOTE % |
|--------------------------|-------|--------|
| REP DEREK BROWN | 294 | 42.49% |
| DEM RUDY J BAUTISTA | 238 | 34.39% |
| UUP MICHELLE QUIST | 51 | 7.37% |
| LIB W. ANDREW MCCULLOUGH | 47 | 6.79% |
| AUSTIN HEPWORTH | 16 | 2.31% |

STATE AUDITOR AUDITOR

Vote For 1

| | TOTAL | VOTE % |
|-----------------------|-------|--------|
| REP TINA CANNON | 307 | 44.36% |
| DEM CATHERINE VOUTAZ | 279 | 40.32% |
| CON JEFFREY L. OSTLER | 47 | 6.79% |

STATE TREASURER

Vote For 1

| | TOTAL | VOTE % |
|-------------------|-------|--------|
| REP MARLO M. OAKS | 327 | 47.25% |
| DEM NEIL A HANSEN | 259 | 37.43% |
| UFP MILES POMEROY | 47 | 6.79% |

UTAH SENATE DISTRICT 3

Vote For 1

| | TOTAL | VOTE % |
|---------------------|-------|--------|
| DEM STACY BERNAL | 332 | 47.98% |
| REP JOHN D. JOHNSON | 310 | 44.80% |

UTAH HOUSE DISTRICT 7

Vote For 1

| | TOTAL | VOTE % |
|--------------------|-------|--------|
| REP RYAN D. WILCOX | 437 | 63.15% |

COUNTY COMMISSION SEAT C

Vote For 1

| | TOTAL | VOTE % |
|------------------------|-------|--------|
| DEM STEVEN VAN WAGONER | 294 | 42.49% |
| REP JIM HARVEY | 285 | 41.18% |
| LIB BRIAN K ROWLEY | 63 | 9.10% |

COUNTY ASSESSOR

Vote For 1

| | TOTAL | VOTE % |
|----------------------|-------|--------|
| REP JOHN E. ULIBARRI | 464 | 67.05% |

OGD07

COUNTY RECORDER / SURVEYOR

Vote For 1

| | TOTAL | VOTE % | |
|-----------------------|-------|--------|--|
| REP BAHY RAHIMZADEGAN | 462 | 66.76% | |

COUNTY TREASURER

Vote For 1

| | TOTAL | VOTE % | |
|--------------------|-------|--------|--|
| REP LYNELLE JENSEN | 463 | 66.91% | |

OGDEN SCHOOL BOARD DISTRICT 3

Vote For 1

| | TOTAL | VOTE % | |
|--------------------|-------|--------|--|
| JENNIFER R. ZUNDEL | 283 | 40.90% | |
| STEFANIE CRAGUN | 256 | 36.99% | |

MATTHEW B. DURRANT

Vote For 1

| | TOTAL | VOTE % | |
|-----|-------|--------|--|
| Yes | 380 | 54.91% | |
| No | 189 | 27.31% | |

RYAN D. TENNEY

Vote For 1

| | TOTAL | VOTE % | |
|-----|-------|--------|--|
| Yes | 391 | 56.50% | |
| No | 171 | 24.71% | |

JOSEPH M. BEAN

Vote For 1

| | TOTAL | VOTE % | |
|-----|-------|--------|--|
| Yes | 385 | 55.64% | |
| No | 177 | 25.58% | |

RONALD G. RUSSELL

Vote For 1

| | TOTAL | VOTE % | |
|-----|-------|--------|--|
| Yes | 401 | 57.95% | |
| No | 160 | 23.12% | |

CRISTINA PATRICIA ORTEGA

Vote For 1

| | TOTAL | VOTE % | |
|-----|-------|--------|--|
| Yes | 418 | 60.40% | |
| No | 147 | 21.24% | |

OGD07

CRAIG HALL

Vote For 1

| | TOTAL | VOTE % | |
|-----|-------|--------|--|
| Yes | 373 | 53.90% | |
| No | 184 | 26.59% | |

MICHAEL DARIO DIREDA

Vote For 1

| | TOTAL | VOTE % | |
|-----|-------|--------|--|
| Yes | 402 | 58.09% | |
| No | 160 | 23.12% | |

TASHA WILLIAMS

Vote For 1

| | TOTAL | VOTE % | |
|-----|-------|--------|--|
| Yes | 420 | 60.69% | |
| No | 141 | 20.38% | |

CONSTITUTIONAL AMENDMENT B

Vote For 1

| | TOTAL | VOTE % | |
|---------|-------|--------|--|
| For | 415 | 59.97% | |
| Against | 213 | 30.78% | |

CONSTITUTIONAL AMENDMENT C

Vote For 1

| | TOTAL | VOTE % | |
|---------|-------|--------|--|
| For | 534 | 77.17% | |
| Against | 98 | 14.16% | |

BALLOT PROPOSITION 19

Vote For 1

| | TOTAL | VOTE % | |
|-----|-------|--------|--|
| Yes | 465 | 67.20% | |
| No | 179 | 25.87% | |

OGD08

Statistics TOTAL

| | |
|---------------------------|--------|
| Registered Voters - Total | 466 |
| Ballots Cast - Total | 390 |
| Voter Turnout - Total | 83.69% |

U.S. PRESIDENT / VICE PRESIDENT

Vote For 1

| | TOTAL | VOTE % | |
|-----------------------|-------|--------|---|
| REP DONALD J. TRUMP | 199 | 51.03% | <div style="width: 51.03%; background-color: #ffc107;"></div> |
| DEM KAMALA D. HARRIS | 176 | 45.13% | <div style="width: 45.13%; background-color: #ffc107;"></div> |
| CON JOEL SKOUSEN | 4 | 1.03% | <div style="width: 1.03%; background-color: #ffc107;"></div> |
| LIB CHASE OLIVER | 3 | 0.77% | <div style="width: 0.77%; background-color: #ffc107;"></div> |
| CORNEL RONALD WEST | 2 | 0.51% | <div style="width: 0.51%; background-color: #ffc107;"></div> |
| CLAUDIA DE LA CRUZ | 1 | 0.26% | <div style="width: 0.26%; background-color: #ffc107;"></div> |
| LUCIFER "JUSTIN CASE" | 0 | 0.00% | <div style="width: 0.00%; background-color: #ffc107;"></div> |
| GRN JILL STEIN | 0 | 0.00% | <div style="width: 0.00%; background-color: #ffc107;"></div> |
| Write-In Totals | 4 | 1.03% | <div style="width: 1.03%; background-color: #ffc107;"></div> |

U.S. SENATE

Vote For 1

| | TOTAL | VOTE % | |
|----------------------|-------|--------|---|
| REP JOHN CURTIS | 211 | 54.10% | <div style="width: 54.10%; background-color: #ffc107;"></div> |
| DEM CAROLINE GLEICH | 145 | 37.18% | <div style="width: 37.18%; background-color: #ffc107;"></div> |
| IAP CARLTON E. BOWEN | 20 | 5.13% | <div style="width: 5.13%; background-color: #ffc107;"></div> |
| Write-In Totals | 3 | 0.77% | <div style="width: 0.77%; background-color: #ffc107;"></div> |

U.S. HOUSE DISTRICT 1

Vote For 1

| | TOTAL | VOTE % | |
|----------------------|-------|--------|---|
| REP BLAKE D. MOORE | 215 | 55.13% | <div style="width: 55.13%; background-color: #ffc107;"></div> |
| DEM BILL CAMPBELL | 139 | 35.64% | <div style="width: 35.64%; background-color: #ffc107;"></div> |
| LIB DANIEL R. COTTAM | 19 | 4.87% | <div style="width: 4.87%; background-color: #ffc107;"></div> |

GOVERNOR / LT. GOVERNOR

Vote For 1

| | TOTAL | VOTE % | |
|----------------------|-------|--------|---|
| REP SPENCER J. COX | 201 | 51.54% | <div style="width: 51.54%; background-color: #ffc107;"></div> |
| DEM BRIAN SMITH KING | 120 | 30.77% | <div style="width: 30.77%; background-color: #ffc107;"></div> |
| LIB J. ROBERT LATHAM | 14 | 3.59% | <div style="width: 3.59%; background-color: #ffc107;"></div> |
| IAP TOMMY WILLIAMS | 5 | 1.28% | <div style="width: 1.28%; background-color: #ffc107;"></div> |
| TOM TOMENY | 3 | 0.77% | <div style="width: 0.77%; background-color: #ffc107;"></div> |
| Write-In Totals | 37 | 9.49% | <div style="width: 9.49%; background-color: #ffc107;"></div> |

OGD08

ATTORNEY GENERAL

Vote For 1

| | TOTAL | VOTE % | |
|--------------------------|-------|--------|--|
| REP DEREK BROWN | 195 | 50.00% | |
| DEM RUDY J BAUTISTA | 118 | 30.26% | |
| UUP MICHELLE QUIST | 30 | 7.69% | |
| AUSTIN HEPWORTH | 15 | 3.85% | |
| LIB W. ANDREW MCCULLOUGH | 13 | 3.33% | |

STATE AUDITOR AUDITOR

Vote For 1

| | TOTAL | VOTE % | |
|-----------------------|-------|--------|--|
| REP TINA CANNON | 202 | 51.79% | |
| DEM CATHERINE VOUTAZ | 136 | 34.87% | |
| CON JEFFREY L. OSTLER | 25 | 6.41% | |

STATE TREASURER

Vote For 1

| | TOTAL | VOTE % | |
|-------------------|-------|--------|--|
| REP MARLO M. OAKS | 205 | 52.56% | |
| DEM NEIL A HANSEN | 139 | 35.64% | |
| UFP MILES POMEROY | 17 | 4.36% | |

UTAH SENATE DISTRICT 3

Vote For 1

| | TOTAL | VOTE % | |
|---------------------|-------|--------|--|
| REP JOHN D. JOHNSON | 202 | 51.79% | |
| DEM STACY BERNAL | 168 | 43.08% | |

UTAH HOUSE DISTRICT 7

Vote For 1

| | TOTAL | VOTE % | |
|--------------------|-------|--------|--|
| REP RYAN D. WILCOX | 253 | 64.87% | |

COUNTY COMMISSION SEAT C

Vote For 1

| | TOTAL | VOTE % | |
|------------------------|-------|--------|--|
| REP JIM HARVEY | 188 | 48.21% | |
| DEM STEVEN VAN WAGONER | 149 | 38.21% | |
| LIB BRIAN K ROWLEY | 30 | 7.69% | |

COUNTY ASSESSOR

Vote For 1

| | TOTAL | VOTE % | |
|----------------------|-------|--------|--|
| REP JOHN E. ULIBARRI | 271 | 69.49% | |

OGD08

COUNTY RECORDER / SURVEYOR

Vote For 1

| | TOTAL | VOTE % | |
|-----------------------|-------|--------|--|
| REP BAHY RAHIMZADEGAN | 275 | 70.51% | |

COUNTY TREASURER

Vote For 1

| | TOTAL | VOTE % | |
|--------------------|-------|--------|--|
| REP LYNELLE JENSEN | 278 | 71.28% | |

MATTHEW B. DURRANT

Vote For 1

| | TOTAL | VOTE % | |
|-----|-------|--------|--|
| Yes | 237 | 60.77% | |
| No | 74 | 18.97% | |

RYAN D. TENNEY

Vote For 1

| | TOTAL | VOTE % | |
|-----|-------|--------|--|
| Yes | 236 | 60.51% | |
| No | 70 | 17.95% | |

JOSEPH M. BEAN

Vote For 1

| | TOTAL | VOTE % | |
|-----|-------|--------|--|
| Yes | 221 | 56.67% | |
| No | 79 | 20.26% | |

RONALD G. RUSSELL

Vote For 1

| | TOTAL | VOTE % | |
|-----|-------|--------|--|
| Yes | 234 | 60.00% | |
| No | 72 | 18.46% | |

CRISTINA PATRICIA ORTEGA

Vote For 1

| | TOTAL | VOTE % | |
|-----|-------|--------|--|
| Yes | 243 | 62.31% | |
| No | 66 | 16.92% | |

CRAIG HALL

Vote For 1

| | TOTAL | VOTE % | |
|-----|-------|--------|--|
| Yes | 221 | 56.67% | |
| No | 77 | 19.74% | |

OGD08

MICHAEL DARIO DIREDA

Vote For 1

| | TOTAL | VOTE % | |
|-----|-------|--------|---|
| Yes | 229 | 58.72% |  |
| No | 76 | 19.49% |  |


TASHA WILLIAMS

Vote For 1

| | TOTAL | VOTE % | |
|-----|-------|--------|---|
| Yes | 250 | 64.10% |  |
| No | 58 | 14.87% |  |

CONSTITUTIONAL AMENDMENT B

Vote For 1

| | TOTAL | VOTE % | |
|---------|-------|--------|---|
| For | 223 | 57.18% |  |
| Against | 138 | 35.38% |  |

CONSTITUTIONAL AMENDMENT C

Vote For 1

| | TOTAL | VOTE % | |
|---------|-------|--------|---|
| For | 308 | 78.97% |  |
| Against | 56 | 14.36% |  |

BALLOT PROPOSITION 19

Vote For 1

| | TOTAL | VOTE % | |
|-----|-------|--------|---|
| Yes | 248 | 63.59% |  |
| No | 120 | 30.77% |  |

OGD09

Statistics TOTAL

| | |
|---------------------------|--------|
| Registered Voters - Total | 991 |
| Ballots Cast - Total | 760 |
| Voter Turnout - Total | 76.69% |

U.S. PRESIDENT / VICE PRESIDENT

Vote For 1

| | TOTAL | VOTE % | |
|-----------------------|-------|--------|---|
| DEM KAMALA D. HARRIS | 370 | 48.68% | <div style="width: 48.68%; background-color: #f1c40f;"></div> |
| REP DONALD J. TRUMP | 354 | 46.58% | <div style="width: 46.58%; background-color: #f1c40f;"></div> |
| LIB CHASE OLIVER | 12 | 1.58% | <div style="width: 1.58%; background-color: #f1c40f;"></div> |
| CORNEL RONALD WEST | 6 | 0.79% | <div style="width: 0.79%; background-color: #f1c40f;"></div> |
| GRN JILL STEIN | 4 | 0.53% | <div style="width: 0.53%; background-color: #f1c40f;"></div> |
| LUCIFER "JUSTIN CASE" | 2 | 0.26% | <div style="width: 0.26%; background-color: #f1c40f;"></div> |
| CON JOEL SKOUSEN | 2 | 0.26% | <div style="width: 0.26%; background-color: #f1c40f;"></div> |
| CLAUDIA DE LA CRUZ | 1 | 0.13% | <div style="width: 0.13%; background-color: #f1c40f;"></div> |
| Write-In Totals | 4 | 0.53% | <div style="width: 0.53%; background-color: #f1c40f;"></div> |

U.S. SENATE

Vote For 1

| | TOTAL | VOTE % | |
|----------------------|-------|--------|---|
| DEM CAROLINE GLEICH | 341 | 44.87% | <div style="width: 44.87%; background-color: #f1c40f;"></div> |
| REP JOHN CURTIS | 330 | 43.42% | <div style="width: 43.42%; background-color: #f1c40f;"></div> |
| IAP CARLTON E. BOWEN | 46 | 6.05% | <div style="width: 6.05%; background-color: #f1c40f;"></div> |
| Write-In Totals | 4 | 0.53% | <div style="width: 0.53%; background-color: #f1c40f;"></div> |

U.S. HOUSE DISTRICT 1

Vote For 1

| | TOTAL | VOTE % | |
|----------------------|-------|--------|---|
| REP BLAKE D. MOORE | 333 | 43.82% | <div style="width: 43.82%; background-color: #f1c40f;"></div> |
| DEM BILL CAMPBELL | 323 | 42.50% | <div style="width: 42.50%; background-color: #f1c40f;"></div> |
| LIB DANIEL R. COTTAM | 50 | 6.58% | <div style="width: 6.58%; background-color: #f1c40f;"></div> |

GOVERNOR / LT. GOVERNOR

Vote For 1

| | TOTAL | VOTE % | |
|----------------------|-------|--------|---|
| DEM BRIAN SMITH KING | 318 | 41.84% | <div style="width: 41.84%; background-color: #f1c40f;"></div> |
| REP SPENCER J. COX | 293 | 38.55% | <div style="width: 38.55%; background-color: #f1c40f;"></div> |
| LIB J. ROBERT LATHAM | 27 | 3.55% | <div style="width: 3.55%; background-color: #f1c40f;"></div> |
| IAP TOMMY WILLIAMS | 26 | 3.42% | <div style="width: 3.42%; background-color: #f1c40f;"></div> |
| TOM TOMENY | 5 | 0.66% | <div style="width: 0.66%; background-color: #f1c40f;"></div> |
| Write-In Totals | 55 | 7.24% | <div style="width: 7.24%; background-color: #f1c40f;"></div> |

OGD09

ATTORNEY GENERAL

Vote For 1

| | TOTAL | VOTE % |
|--------------------------|-------|--------|
| DEM RUDY J BAUTISTA | 304 | 40.00% |
| REP DEREK BROWN | 290 | 38.16% |
| LIB W. ANDREW MCCULLOUGH | 47 | 6.18% |
| UUP MICHELLE QUIST | 44 | 5.79% |
| AUSTIN HEPWORTH | 24 | 3.16% |

STATE AUDITOR AUDITOR

Vote For 1

| | TOTAL | VOTE % |
|-----------------------|-------|--------|
| DEM CATHERINE VOUTAZ | 330 | 43.42% |
| REP TINA CANNON | 319 | 41.97% |
| CON JEFFREY L. OSTLER | 33 | 4.34% |

STATE TREASURER

Vote For 1

| | TOTAL | VOTE % |
|-------------------|-------|--------|
| DEM NEIL A HANSEN | 315 | 41.45% |
| REP MARLO M. OAKS | 308 | 40.53% |
| UFP MILES POMEROY | 62 | 8.16% |

UTAH SENATE DISTRICT 3

Vote For 1

| | TOTAL | VOTE % |
|---------------------|-------|--------|
| DEM STACY BERNAL | 383 | 50.39% |
| REP JOHN D. JOHNSON | 328 | 43.16% |

UTAH HOUSE DISTRICT 8

Vote For 1

| | TOTAL | VOTE % |
|------------------|-------|--------|
| REP JASON B KYLE | 446 | 58.68% |

COUNTY COMMISSION SEAT C

Vote For 1

| | TOTAL | VOTE % |
|------------------------|-------|--------|
| DEM STEVEN VAN WAGONER | 333 | 43.82% |
| REP JIM HARVEY | 319 | 41.97% |
| LIB BRIAN K ROWLEY | 49 | 6.45% |

COUNTY ASSESSOR

Vote For 1

| | TOTAL | VOTE % |
|----------------------|-------|--------|
| REP JOHN E. ULIBARRI | 515 | 67.76% |

OGD09

COUNTY RECORDER / SURVEYOR

Vote For 1

| | TOTAL | VOTE % | |
|-----------------------|-------|--------|--|
| REP BAHY RAHIMZADEGAN | 496 | 65.26% | <div style="width: 65.26%;"><div style="width: 65.26%;"></div></div> |

COUNTY TREASURER

Vote For 1

| | TOTAL | VOTE % | |
|--------------------|-------|--------|--|
| REP LYNELLE JENSEN | 512 | 67.37% | <div style="width: 67.37%;"><div style="width: 67.37%;"></div></div> |

OGDEN SCHOOL BOARD DISTRICT 6

Vote For 1

| | TOTAL | VOTE % | |
|----------------|-------|--------|--|
| JENNIFER GENTA | 516 | 67.89% | <div style="width: 67.89%;"><div style="width: 67.89%;"></div></div> |

MATTHEW B. DURRANT

Vote For 1

| | TOTAL | VOTE % | |
|-----|-------|--------|--|
| Yes | 410 | 53.95% | <div style="width: 53.95%;"><div style="width: 53.95%;"></div></div> |
| No | 194 | 25.53% | <div style="width: 25.53%;"><div style="width: 25.53%;"></div></div> |

RYAN D. TENNEY

Vote For 1

| | TOTAL | VOTE % | |
|-----|-------|--------|--|
| Yes | 412 | 54.21% | <div style="width: 54.21%;"><div style="width: 54.21%;"></div></div> |
| No | 179 | 23.55% | <div style="width: 23.55%;"><div style="width: 23.55%;"></div></div> |

JOSEPH M. BEAN

Vote For 1

| | TOTAL | VOTE % | |
|-----|-------|--------|--|
| Yes | 421 | 55.39% | <div style="width: 55.39%;"><div style="width: 55.39%;"></div></div> |
| No | 166 | 21.84% | <div style="width: 21.84%;"><div style="width: 21.84%;"></div></div> |

RONALD G. RUSSELL

Vote For 1

| | TOTAL | VOTE % | |
|-----|-------|--------|--|
| Yes | 419 | 55.13% | <div style="width: 55.13%;"><div style="width: 55.13%;"></div></div> |
| No | 172 | 22.63% | <div style="width: 22.63%;"><div style="width: 22.63%;"></div></div> |

CRISTINA PATRICIA ORTEGA

Vote For 1

| | TOTAL | VOTE % | |
|-----|-------|--------|--|
| Yes | 462 | 60.79% | <div style="width: 60.79%;"><div style="width: 60.79%;"></div></div> |
| No | 138 | 18.16% | <div style="width: 18.16%;"><div style="width: 18.16%;"></div></div> |

OGD09

CRAIG HALL

Vote For 1

| | TOTAL | VOTE % | |
|-----|-------|--------|---|
| Yes | 418 | 55.00% |  |
| No | 170 | 22.37% |  |

MICHAEL DARIO DIREDA

Vote For 1

| | TOTAL | VOTE % | |
|-----|-------|--------|---|
| Yes | 431 | 56.71% |  |
| No | 162 | 21.32% |  |

TASHA WILLIAMS

Vote For 1

| | TOTAL | VOTE % | |
|-----|-------|--------|---|
| Yes | 457 | 60.13% |  |
| No | 137 | 18.03% |  |

CONSTITUTIONAL AMENDMENT B

Vote For 1

| | TOTAL | VOTE % | |
|---------|-------|--------|---|
| For | 475 | 62.50% |  |
| Against | 216 | 28.42% |  |

CONSTITUTIONAL AMENDMENT C

Vote For 1

| | TOTAL | VOTE % | |
|---------|-------|--------|---|
| For | 586 | 77.11% |  |
| Against | 104 | 13.68% |  |

BALLOT PROPOSITION 19

Vote For 1

| | TOTAL | VOTE % | |
|-----|-------|--------|---|
| Yes | 471 | 61.97% |  |
| No | 223 | 29.34% |  |

OGD10

Statistics TOTAL

| | |
|---------------------------|--------|
| Registered Voters - Total | 1,039 |
| Ballots Cast - Total | 809 |
| Voter Turnout - Total | 77.86% |

U.S. PRESIDENT / VICE PRESIDENT

Vote For 1

| | TOTAL | VOTE % | |
|-----------------------|-------|--------|--|
| REP DONALD J. TRUMP | 419 | 51.79% | |
| DEM KAMALA D. HARRIS | 355 | 43.88% | |
| LIB CHASE OLIVER | 10 | 1.24% | |
| CON JOEL SKOUSEN | 7 | 0.87% | |
| GRN JILL STEIN | 4 | 0.49% | |
| CLAUDIA DE LA CRUZ | 4 | 0.49% | |
| CORNEL RONALD WEST | 3 | 0.37% | |
| LUCIFER "JUSTIN CASE" | 1 | 0.12% | |
| Write-In Totals | 3 | 0.37% | |

U.S. SENATE

Vote For 1

| | TOTAL | VOTE % | |
|----------------------|-------|--------|--|
| REP JOHN CURTIS | 410 | 50.68% | |
| DEM CAROLINE GLEICH | 321 | 39.68% | |
| IAP CARLTON E. BOWEN | 34 | 4.20% | |
| Write-In Totals | 1 | 0.12% | |

U.S. HOUSE DISTRICT 1

Vote For 1

| | TOTAL | VOTE % | |
|----------------------|-------|--------|--|
| REP BLAKE D. MOORE | 407 | 50.31% | |
| DEM BILL CAMPBELL | 308 | 38.07% | |
| LIB DANIEL R. COTTAM | 46 | 5.69% | |

GOVERNOR / LT. GOVERNOR

Vote For 1

| | TOTAL | VOTE % | |
|----------------------|-------|--------|--|
| REP SPENCER J. COX | 366 | 45.24% | |
| DEM BRIAN SMITH KING | 285 | 35.23% | |
| LIB J. ROBERT LATHAM | 33 | 4.08% | |
| IAP TOMMY WILLIAMS | 25 | 3.09% | |
| TOM TOMENY | 6 | 0.74% | |
| Write-In Totals | 57 | 7.05% | |

OGD10

ATTORNEY GENERAL

Vote For 1

| | TOTAL | VOTE % |
|--------------------------|-------|--------|
| REP DEREK BROWN | 377 | 46.60% |
| DEM RUDY J BAUTISTA | 276 | 34.12% |
| UUP MICHELLE QUIST | 48 | 5.93% |
| LIB W. ANDREW MCCULLOUGH | 31 | 3.83% |
| AUSTIN HEPWORTH | 20 | 2.47% |

STATE AUDITOR AUDITOR

Vote For 1

| | TOTAL | VOTE % |
|-----------------------|-------|--------|
| REP TINA CANNON | 398 | 49.20% |
| DEM CATHERINE VOUTAZ | 313 | 38.69% |
| CON JEFFREY L. OSTLER | 39 | 4.82% |

STATE TREASURER

Vote For 1

| | TOTAL | VOTE % |
|-------------------|-------|--------|
| REP MARLO M. OAKS | 391 | 48.33% |
| DEM NEIL A HANSEN | 303 | 37.45% |
| UFP MILES POMEROY | 56 | 6.92% |

UTAH SENATE DISTRICT 3

Vote For 1

| | TOTAL | VOTE % |
|---------------------|-------|--------|
| DEM STACY BERNAL | 381 | 47.10% |
| REP JOHN D. JOHNSON | 379 | 46.85% |

UTAH HOUSE DISTRICT 8

Vote For 1

| | TOTAL | VOTE % |
|------------------|-------|--------|
| REP JASON B KYLE | 486 | 60.07% |

COUNTY COMMISSION SEAT C

Vote For 1

| | TOTAL | VOTE % |
|------------------------|-------|--------|
| REP JIM HARVEY | 363 | 44.87% |
| DEM STEVEN VAN WAGONER | 332 | 41.04% |
| LIB BRIAN K ROWLEY | 51 | 6.30% |

COUNTY ASSESSOR

Vote For 1

| | TOTAL | VOTE % |
|----------------------|-------|--------|
| REP JOHN E. ULIBARRI | 556 | 68.73% |

OGD10

COUNTY RECORDER / SURVEYOR

Vote For 1

| | TOTAL | VOTE % | |
|-----------------------|-------|--------|--|
| REP BAHY RAHIMZADEGAN | 519 | 64.15% | |

COUNTY TREASURER

Vote For 1

| | TOTAL | VOTE % | |
|--------------------|-------|--------|--|
| REP LYNELLE JENSEN | 553 | 68.36% | |

MATTHEW B. DURRANT

Vote For 1

| | TOTAL | VOTE % | |
|-----|-------|--------|--|
| Yes | 493 | 60.94% | |
| No | 176 | 21.76% | |

RYAN D. TENNEY

Vote For 1

| | TOTAL | VOTE % | |
|-----|-------|--------|--|
| Yes | 486 | 60.07% | |
| No | 179 | 22.13% | |

JOSEPH M. BEAN

Vote For 1

| | TOTAL | VOTE % | |
|-----|-------|--------|--|
| Yes | 470 | 58.10% | |
| No | 194 | 23.98% | |

RONALD G. RUSSELL

Vote For 1

| | TOTAL | VOTE % | |
|-----|-------|--------|--|
| Yes | 502 | 62.05% | |
| No | 166 | 20.52% | |

CRISTINA PATRICIA ORTEGA

Vote For 1

| | TOTAL | VOTE % | |
|-----|-------|--------|--|
| Yes | 510 | 63.04% | |
| No | 158 | 19.53% | |

CRAIG HALL

Vote For 1

| | TOTAL | VOTE % | |
|-----|-------|--------|--|
| Yes | 468 | 57.85% | |
| No | 189 | 23.36% | |

OGD10

MICHAEL DARIO DIREDA

Vote For 1

| | TOTAL | VOTE % | |
|-----|-------|--------|---|
| Yes | 505 | 62.42% |  |
| No | 164 | 20.27% |  |

TASHA WILLIAMS

Vote For 1

| | TOTAL | VOTE % | |
|-----|-------|--------|---|
| Yes | 530 | 65.51% |  |
| No | 139 | 17.18% |  |


CONSTITUTIONAL AMENDMENT B

Vote For 1

| | TOTAL | VOTE % | |
|---------|-------|--------|---|
| For | 510 | 63.04% |  |
| Against | 239 | 29.54% |  |

CONSTITUTIONAL AMENDMENT C

Vote For 1

| | TOTAL | VOTE % | |
|---------|-------|--------|---|
| For | 634 | 78.37% |  |
| Against | 114 | 14.09% |  |

BALLOT PROPOSITION 19

Vote For 1

| | TOTAL | VOTE % | |
|-----|-------|--------|---|
| Yes | 517 | 63.91% |  |
| No | 229 | 28.31% |  |

OGD11

Statistics TOTAL

| | |
|---------------------------|--------|
| Registered Voters - Total | 1,028 |
| Ballots Cast - Total | 831 |
| Voter Turnout - Total | 80.84% |

U.S. PRESIDENT / VICE PRESIDENT

Vote For 1

| | TOTAL | VOTE % | |
|-----------------------|-------|--------|--|
| REP DONALD J. TRUMP | 430 | 51.74% | <div style="width: 51.74%;"><div style="width: 51.74%;"></div></div> |
| DEM KAMALA D. HARRIS | 369 | 44.40% | <div style="width: 44.40%;"><div style="width: 44.40%;"></div></div> |
| LIB CHASE OLIVER | 10 | 1.20% | <div style="width: 1.20%;"><div style="width: 1.20%;"></div></div> |
| GRN JILL STEIN | 6 | 0.72% | <div style="width: 0.72%;"><div style="width: 0.72%;"></div></div> |
| CON JOEL SKOUSEN | 3 | 0.36% | <div style="width: 0.36%;"><div style="width: 0.36%;"></div></div> |
| LUCIFER "JUSTIN CASE" | 2 | 0.24% | <div style="width: 0.24%;"><div style="width: 0.24%;"></div></div> |
| CLAUDIA DE LA CRUZ | 2 | 0.24% | <div style="width: 0.24%;"><div style="width: 0.24%;"></div></div> |
| CORNEL RONALD WEST | 1 | 0.12% | <div style="width: 0.12%;"><div style="width: 0.12%;"></div></div> |
| Write-In Totals | 4 | 0.48% | <div style="width: 0.48%;"><div style="width: 0.48%;"></div></div> |

U.S. SENATE

Vote For 1

| | TOTAL | VOTE % | |
|----------------------|-------|--------|--|
| REP JOHN CURTIS | 417 | 50.18% | <div style="width: 50.18%;"><div style="width: 50.18%;"></div></div> |
| DEM CAROLINE GLEICH | 319 | 38.39% | <div style="width: 38.39%;"><div style="width: 38.39%;"></div></div> |
| IAP CARLTON E. BOWEN | 43 | 5.17% | <div style="width: 5.17%;"><div style="width: 5.17%;"></div></div> |
| Write-In Totals | 5 | 0.60% | <div style="width: 0.60%;"><div style="width: 0.60%;"></div></div> |

U.S. HOUSE DISTRICT 1

Vote For 1

| | TOTAL | VOTE % | |
|----------------------|-------|--------|--|
| REP BLAKE D. MOORE | 408 | 49.10% | <div style="width: 49.10%;"><div style="width: 49.10%;"></div></div> |
| DEM BILL CAMPBELL | 311 | 37.42% | <div style="width: 37.42%;"><div style="width: 37.42%;"></div></div> |
| LIB DANIEL R. COTTAM | 54 | 6.50% | <div style="width: 6.50%;"><div style="width: 6.50%;"></div></div> |

GOVERNOR / LT. GOVERNOR

Vote For 1

| | TOTAL | VOTE % | |
|----------------------|-------|--------|--|
| REP SPENCER J. COX | 370 | 44.52% | <div style="width: 44.52%;"><div style="width: 44.52%;"></div></div> |
| DEM BRIAN SMITH KING | 288 | 34.66% | <div style="width: 34.66%;"><div style="width: 34.66%;"></div></div> |
| LIB J. ROBERT LATHAM | 30 | 3.61% | <div style="width: 3.61%;"><div style="width: 3.61%;"></div></div> |
| IAP TOMMY WILLIAMS | 17 | 2.05% | <div style="width: 2.05%;"><div style="width: 2.05%;"></div></div> |
| TOM TOMENY | 3 | 0.36% | <div style="width: 0.36%;"><div style="width: 0.36%;"></div></div> |
| Write-In Totals | 88 | 10.59% | <div style="width: 10.59%;"><div style="width: 10.59%;"></div></div> |

OGD11

ATTORNEY GENERAL

Vote For 1

| | TOTAL | VOTE % | |
|--------------------------|-------|--------|--|
| REP DEREK BROWN | 371 | 44.64% | <div style="width: 44.64%;"><div style="width: 44.64%;"></div></div> |
| DEM RUDY J BAUTISTA | 265 | 31.89% | <div style="width: 31.89%;"><div style="width: 31.89%;"></div></div> |
| UUP MICHELLE QUIST | 67 | 8.06% | <div style="width: 8.06%;"><div style="width: 8.06%;"></div></div> |
| LIB W. ANDREW MCCULLOUGH | 40 | 4.81% | <div style="width: 4.81%;"><div style="width: 4.81%;"></div></div> |
| AUSTIN HEPWORTH | 26 | 3.13% | <div style="width: 3.13%;"><div style="width: 3.13%;"></div></div> |

STATE AUDITOR AUDITOR

Vote For 1

| | TOTAL | VOTE % | |
|-----------------------|-------|--------|--|
| REP TINA CANNON | 420 | 50.54% | <div style="width: 50.54%;"><div style="width: 50.54%;"></div></div> |
| DEM CATHERINE VOUTAZ | 314 | 37.79% | <div style="width: 37.79%;"><div style="width: 37.79%;"></div></div> |
| CON JEFFREY L. OSTLER | 29 | 3.49% | <div style="width: 3.49%;"><div style="width: 3.49%;"></div></div> |

STATE TREASURER

Vote For 1

| | TOTAL | VOTE % | |
|-------------------|-------|--------|--|
| REP MARLO M. OAKS | 387 | 46.57% | <div style="width: 46.57%;"><div style="width: 46.57%;"></div></div> |
| DEM NEIL A HANSEN | 320 | 38.51% | <div style="width: 38.51%;"><div style="width: 38.51%;"></div></div> |
| UFP MILES POMEROY | 57 | 6.86% | <div style="width: 6.86%;"><div style="width: 6.86%;"></div></div> |

UTAH SENATE DISTRICT 3

Vote For 1

| | TOTAL | VOTE % | |
|---------------------|-------|--------|--|
| REP JOHN D. JOHNSON | 409 | 49.22% | <div style="width: 49.22%;"><div style="width: 49.22%;"></div></div> |
| DEM STACY BERNAL | 366 | 44.04% | <div style="width: 44.04%;"><div style="width: 44.04%;"></div></div> |

UTAH HOUSE DISTRICT 8

Vote For 1

| | TOTAL | VOTE % | |
|------------------|-------|--------|--|
| REP JASON B KYLE | 519 | 62.45% | <div style="width: 62.45%;"><div style="width: 62.45%;"></div></div> |

COUNTY COMMISSION SEAT C

Vote For 1

| | TOTAL | VOTE % | |
|------------------------|-------|--------|--|
| REP JIM HARVEY | 384 | 46.21% | <div style="width: 46.21%;"><div style="width: 46.21%;"></div></div> |
| DEM STEVEN VAN WAGONER | 330 | 39.71% | <div style="width: 39.71%;"><div style="width: 39.71%;"></div></div> |
| LIB BRIAN K ROWLEY | 60 | 7.22% | <div style="width: 7.22%;"><div style="width: 7.22%;"></div></div> |

COUNTY ASSESSOR

Vote For 1

| | TOTAL | VOTE % | |
|----------------------|-------|--------|--|
| REP JOHN E. ULIBARRI | 585 | 70.40% | <div style="width: 70.40%;"><div style="width: 70.40%;"></div></div> |

OGD11

COUNTY RECORDER / SURVEYOR

Vote For 1

| | TOTAL | VOTE % | |
|-----------------------|-------|--------|--|
| REP BAHY RAHIMZADEGAN | 577 | 69.43% | |

COUNTY TREASURER

Vote For 1

| | TOTAL | VOTE % | |
|--------------------|-------|--------|--|
| REP LYNELLE JENSEN | 578 | 69.55% | |

MATTHEW B. DURRANT

Vote For 1

| | TOTAL | VOTE % | |
|-----|-------|--------|--|
| Yes | 471 | 56.68% | |
| No | 195 | 23.47% | |

RYAN D. TENNEY

Vote For 1

| | TOTAL | VOTE % | |
|-----|-------|--------|--|
| Yes | 480 | 57.76% | |
| No | 183 | 22.02% | |

JOSEPH M. BEAN

Vote For 1

| | TOTAL | VOTE % | |
|-----|-------|--------|--|
| Yes | 472 | 56.80% | |
| No | 183 | 22.02% | |

RONALD G. RUSSELL

Vote For 1

| | TOTAL | VOTE % | |
|-----|-------|--------|--|
| Yes | 493 | 59.33% | |
| No | 170 | 20.46% | |

CRISTINA PATRICIA ORTEGA

Vote For 1

| | TOTAL | VOTE % | |
|-----|-------|--------|--|
| Yes | 514 | 61.85% | |
| No | 159 | 19.13% | |

CRAIG HALL

Vote For 1

| | TOTAL | VOTE % | |
|-----|-------|--------|--|
| Yes | 463 | 55.72% | |
| No | 192 | 23.10% | |

OGD11

MICHAEL DARIO DIREDA

Vote For 1

| | TOTAL | VOTE % | |
|-----|-------|--------|---|
| Yes | 495 | 59.57% |  |
| No | 174 | 20.94% |  |

TASHA WILLIAMS

Vote For 1

| | TOTAL | VOTE % | |
|-----|-------|--------|---|
| Yes | 524 | 63.06% |  |
| No | 141 | 16.97% |  |

CONSTITUTIONAL AMENDMENT B

Vote For 1

| | TOTAL | VOTE % | |
|---------|-------|--------|---|
| For | 516 | 62.09% |  |
| Against | 249 | 29.96% |  |

CONSTITUTIONAL AMENDMENT C

Vote For 1

| | TOTAL | VOTE % | |
|---------|-------|--------|---|
| For | 631 | 75.93% |  |
| Against | 134 | 16.13% |  |

BALLOT PROPOSITION 19

Vote For 1

| | TOTAL | VOTE % | |
|-----|-------|--------|---|
| Yes | 535 | 64.38% |  |
| No | 245 | 29.48% |  |

OGD12

Statistics TOTAL

| | |
|---------------------------|--------|
| Registered Voters - Total | 1,036 |
| Ballots Cast - Total | 823 |
| Voter Turnout - Total | 79.44% |

U.S. PRESIDENT / VICE PRESIDENT

Vote For 1

| | TOTAL | VOTE % | |
|-----------------------|-------|--------|--|
| REP DONALD J. TRUMP | 424 | 51.52% | <div style="width: 51.52%;"><div style="width: 51.52%;"></div></div> |
| DEM KAMALA D. HARRIS | 366 | 44.47% | <div style="width: 44.47%;"><div style="width: 44.47%;"></div></div> |
| CLAUDIA DE LA CRUZ | 6 | 0.73% | <div style="width: 0.73%;"><div style="width: 0.73%;"></div></div> |
| CORNEL RONALD WEST | 4 | 0.49% | <div style="width: 0.49%;"><div style="width: 0.49%;"></div></div> |
| CON JOEL SKOUSEN | 4 | 0.49% | <div style="width: 0.49%;"><div style="width: 0.49%;"></div></div> |
| LIB CHASE OLIVER | 4 | 0.49% | <div style="width: 0.49%;"><div style="width: 0.49%;"></div></div> |
| GRN JILL STEIN | 3 | 0.36% | <div style="width: 0.36%;"><div style="width: 0.36%;"></div></div> |
| LUCIFER "JUSTIN CASE" | 1 | 0.12% | <div style="width: 0.12%;"><div style="width: 0.12%;"></div></div> |
| Write-In Totals | 10 | 1.22% | <div style="width: 1.22%;"><div style="width: 1.22%;"></div></div> |

U.S. SENATE

Vote For 1

| | TOTAL | VOTE % | |
|----------------------|-------|--------|--|
| REP JOHN CURTIS | 398 | 48.36% | <div style="width: 48.36%;"><div style="width: 48.36%;"></div></div> |
| DEM CAROLINE GLEICH | 353 | 42.89% | <div style="width: 42.89%;"><div style="width: 42.89%;"></div></div> |
| IAP CARLTON E. BOWEN | 37 | 4.50% | <div style="width: 4.50%;"><div style="width: 4.50%;"></div></div> |
| Write-In Totals | 2 | 0.24% | <div style="width: 0.24%;"><div style="width: 0.24%;"></div></div> |

U.S. HOUSE DISTRICT 1

Vote For 1

| | TOTAL | VOTE % | |
|----------------------|-------|--------|--|
| REP BLAKE D. MOORE | 402 | 48.85% | <div style="width: 48.85%;"><div style="width: 48.85%;"></div></div> |
| DEM BILL CAMPBELL | 334 | 40.58% | <div style="width: 40.58%;"><div style="width: 40.58%;"></div></div> |
| LIB DANIEL R. COTTAM | 34 | 4.13% | <div style="width: 4.13%;"><div style="width: 4.13%;"></div></div> |

GOVERNOR / LT. GOVERNOR

Vote For 1

| | TOTAL | VOTE % | |
|----------------------|-------|--------|--|
| REP SPENCER J. COX | 375 | 45.56% | <div style="width: 45.56%;"><div style="width: 45.56%;"></div></div> |
| DEM BRIAN SMITH KING | 306 | 37.18% | <div style="width: 37.18%;"><div style="width: 37.18%;"></div></div> |
| LIB J. ROBERT LATHAM | 30 | 3.65% | <div style="width: 3.65%;"><div style="width: 3.65%;"></div></div> |
| IAP TOMMY WILLIAMS | 13 | 1.58% | <div style="width: 1.58%;"><div style="width: 1.58%;"></div></div> |
| TOM TOMENY | 5 | 0.61% | <div style="width: 0.61%;"><div style="width: 0.61%;"></div></div> |
| Write-In Totals | 74 | 8.99% | <div style="width: 8.99%;"><div style="width: 8.99%;"></div></div> |

OGD12

ATTORNEY GENERAL

Vote For 1

| | TOTAL | VOTE % | |
|--------------------------|-------|--------|--|
| REP DEREK BROWN | 359 | 43.62% | <div style="width: 43.62%;"><div style="width: 43.62%;"></div></div> |
| DEM RUDY J BAUTISTA | 308 | 37.42% | <div style="width: 37.42%;"><div style="width: 37.42%;"></div></div> |
| UUP MICHELLE QUIST | 55 | 6.68% | <div style="width: 6.68%;"><div style="width: 6.68%;"></div></div> |
| LIB W. ANDREW MCCULLOUGH | 37 | 4.50% | <div style="width: 4.50%;"><div style="width: 4.50%;"></div></div> |
| AUSTIN HEPWORTH | 23 | 2.79% | <div style="width: 2.79%;"><div style="width: 2.79%;"></div></div> |

STATE AUDITOR AUDITOR

Vote For 1

| | TOTAL | VOTE % | |
|-----------------------|-------|--------|--|
| REP TINA CANNON | 390 | 47.39% | <div style="width: 47.39%;"><div style="width: 47.39%;"></div></div> |
| DEM CATHERINE VOUTAZ | 337 | 40.95% | <div style="width: 40.95%;"><div style="width: 40.95%;"></div></div> |
| CON JEFFREY L. OSTLER | 37 | 4.50% | <div style="width: 4.50%;"><div style="width: 4.50%;"></div></div> |

STATE TREASURER

Vote For 1

| | TOTAL | VOTE % | |
|-------------------|-------|--------|--|
| REP MARLO M. OAKS | 397 | 48.24% | <div style="width: 48.24%;"><div style="width: 48.24%;"></div></div> |
| DEM NEIL A HANSEN | 316 | 38.40% | <div style="width: 38.40%;"><div style="width: 38.40%;"></div></div> |
| UFP MILES POMEROY | 48 | 5.83% | <div style="width: 5.83%;"><div style="width: 5.83%;"></div></div> |

UTAH SENATE DISTRICT 3

Vote For 1

| | TOTAL | VOTE % | |
|---------------------|-------|--------|--|
| REP JOHN D. JOHNSON | 395 | 48.00% | <div style="width: 48.00%;"><div style="width: 48.00%;"></div></div> |
| DEM STACY BERNAL | 390 | 47.39% | <div style="width: 47.39%;"><div style="width: 47.39%;"></div></div> |

UTAH HOUSE DISTRICT 8

Vote For 1

| | TOTAL | VOTE % | |
|------------------|-------|--------|--|
| REP JASON B KYLE | 536 | 65.13% | <div style="width: 65.13%;"><div style="width: 65.13%;"></div></div> |

COUNTY COMMISSION SEAT C

Vote For 1

| | TOTAL | VOTE % | |
|------------------------|-------|--------|--|
| DEM STEVEN VAN WAGONER | 369 | 44.84% | <div style="width: 44.84%;"><div style="width: 44.84%;"></div></div> |
| REP JIM HARVEY | 365 | 44.35% | <div style="width: 44.35%;"><div style="width: 44.35%;"></div></div> |
| LIB BRIAN K ROWLEY | 42 | 5.10% | <div style="width: 5.10%;"><div style="width: 5.10%;"></div></div> |

COUNTY ASSESSOR

Vote For 1

| | TOTAL | VOTE % | |
|----------------------|-------|--------|--|
| REP JOHN E. ULIBARRI | 593 | 72.05% | <div style="width: 72.05%;"><div style="width: 72.05%;"></div></div> |

OGD12

COUNTY RECORDER / SURVEYOR

Vote For 1

| | TOTAL | VOTE % | |
|-----------------------|-------|--------|--|
| REP BAHY RAHIMZADEGAN | 575 | 69.87% | |

COUNTY TREASURER

Vote For 1

| | TOTAL | VOTE % | |
|--------------------|-------|--------|--|
| REP LYNELLE JENSEN | 586 | 71.20% | |

MATTHEW B. DURRANT

Vote For 1

| | TOTAL | VOTE % | |
|-----|-------|--------|--|
| Yes | 464 | 56.38% | |
| No | 201 | 24.42% | |

RYAN D. TENNEY

Vote For 1

| | TOTAL | VOTE % | |
|-----|-------|--------|--|
| Yes | 451 | 54.80% | |
| No | 199 | 24.18% | |

JOSEPH M. BEAN

Vote For 1

| | TOTAL | VOTE % | |
|-----|-------|--------|--|
| Yes | 454 | 55.16% | |
| No | 189 | 22.96% | |

RONALD G. RUSSELL

Vote For 1

| | TOTAL | VOTE % | |
|-----|-------|--------|--|
| Yes | 462 | 56.14% | |
| No | 185 | 22.48% | |

CRISTINA PATRICIA ORTEGA

Vote For 1

| | TOTAL | VOTE % | |
|-----|-------|--------|--|
| Yes | 485 | 58.93% | |
| No | 179 | 21.75% | |

CRAIG HALL

Vote For 1

| | TOTAL | VOTE % | |
|-----|-------|--------|--|
| Yes | 436 | 52.98% | |
| No | 212 | 25.76% | |

OGD12

MICHAEL DARIO DIREDA

Vote For 1

| | TOTAL | VOTE % | |
|-----|-------|--------|---|
| Yes | 474 | 57.59% |  |
| No | 185 | 22.48% |  |

TASHA WILLIAMS

Vote For 1

| | TOTAL | VOTE % | |
|-----|-------|--------|---|
| Yes | 491 | 59.66% |  |
| No | 163 | 19.81% |  |

CONSTITUTIONAL AMENDMENT B

Vote For 1

| | TOTAL | VOTE % | |
|---------|-------|--------|---|
| For | 502 | 61.00% |  |
| Against | 248 | 30.13% |  |

CONSTITUTIONAL AMENDMENT C

Vote For 1

| | TOTAL | VOTE % | |
|---------|-------|--------|---|
| For | 627 | 76.18% |  |
| Against | 121 | 14.70% |  |

BALLOT PROPOSITION 19

Vote For 1

| | TOTAL | VOTE % | |
|-----|-------|--------|---|
| Yes | 524 | 63.67% |  |
| No | 238 | 28.92% |  |

OGD13

Statistics TOTAL

| | |
|---------------------------|--------|
| Registered Voters - Total | 1,064 |
| Ballots Cast - Total | 907 |
| Voter Turnout - Total | 85.24% |

U.S. PRESIDENT / VICE PRESIDENT

Vote For 1

| | TOTAL | VOTE % | |
|-----------------------|-------|--------|--|
| DEM KAMALA D. HARRIS | 472 | 52.04% | |
| REP DONALD J. TRUMP | 396 | 43.66% | |
| LIB CHASE OLIVER | 14 | 1.54% | |
| CON JOEL SKOUSEN | 4 | 0.44% | |
| GRN JILL STEIN | 3 | 0.33% | |
| CORNEL RONALD WEST | 2 | 0.22% | |
| LUCIFER "JUSTIN CASE" | 2 | 0.22% | |
| CLAUDIA DE LA CRUZ | 1 | 0.11% | |
| Write-In Totals | 9 | 0.99% | |

U.S. SENATE

Vote For 1

| | TOTAL | VOTE % | |
|----------------------|-------|--------|--|
| REP JOHN CURTIS | 412 | 45.42% | |
| DEM CAROLINE GLEICH | 405 | 44.65% | |
| IAP CARLTON E. BOWEN | 55 | 6.06% | |
| Write-In Totals | 6 | 0.66% | |

U.S. HOUSE DISTRICT 1

Vote For 1

| | TOTAL | VOTE % | |
|----------------------|-------|--------|--|
| REP BLAKE D. MOORE | 406 | 44.76% | |
| DEM BILL CAMPBELL | 402 | 44.32% | |
| LIB DANIEL R. COTTAM | 58 | 6.39% | |

GOVERNOR / LT. GOVERNOR

Vote For 1

| | TOTAL | VOTE % | |
|----------------------|-------|--------|--|
| DEM BRIAN SMITH KING | 372 | 41.01% | |
| REP SPENCER J. COX | 358 | 39.47% | |
| LIB J. ROBERT LATHAM | 45 | 4.96% | |
| IAP TOMMY WILLIAMS | 19 | 2.09% | |
| TOM TOMENY | 1 | 0.11% | |
| Write-In Totals | 86 | 9.48% | |

OGD13

ATTORNEY GENERAL

Vote For 1

| | TOTAL | VOTE % |
|--------------------------|-------|--------|
| REP DEREK BROWN | 366 | 40.35% |
| DEM RUDY J BAUTISTA | 350 | 38.59% |
| UUP MICHELLE QUIST | 78 | 8.60% |
| LIB W. ANDREW MCCULLOUGH | 45 | 4.96% |
| AUSTIN HEPWORTH | 32 | 3.53% |

STATE AUDITOR AUDITOR

Vote For 1

| | TOTAL | VOTE % |
|-----------------------|-------|--------|
| REP TINA CANNON | 420 | 46.31% |
| DEM CATHERINE VOUTAZ | 383 | 42.23% |
| CON JEFFREY L. OSTLER | 53 | 5.84% |

STATE TREASURER

Vote For 1

| | TOTAL | VOTE % |
|-------------------|-------|--------|
| REP MARLO M. OAKS | 413 | 45.53% |
| DEM NEIL A HANSEN | 375 | 41.35% |
| UFP MILES POMEROY | 67 | 7.39% |

UTAH SENATE DISTRICT 3

Vote For 1

| | TOTAL | VOTE % |
|---------------------|-------|--------|
| DEM STACY BERNAL | 475 | 52.37% |
| REP JOHN D. JOHNSON | 394 | 43.44% |

UTAH HOUSE DISTRICT 8

Vote For 1

| | TOTAL | VOTE % |
|------------------|-------|--------|
| REP JASON B KYLE | 543 | 59.87% |

COUNTY COMMISSION SEAT C

Vote For 1

| | TOTAL | VOTE % |
|------------------------|-------|--------|
| DEM STEVEN VAN WAGONER | 429 | 47.30% |
| REP JIM HARVEY | 383 | 42.23% |
| LIB BRIAN K ROWLEY | 58 | 6.39% |

COUNTY ASSESSOR

Vote For 1

| | TOTAL | VOTE % |
|----------------------|-------|--------|
| REP JOHN E. ULIBARRI | 608 | 67.03% |

OGD13

COUNTY RECORDER / SURVEYOR

Vote For 1

| | TOTAL | VOTE % | |
|-----------------------|-------|--------|--|
| REP BAHY RAHIMZADEGAN | 591 | 65.16% | |

COUNTY TREASURER

Vote For 1

| | TOTAL | VOTE % | |
|--------------------|-------|--------|--|
| REP LYNELLE JENSEN | 618 | 68.14% | |

MATTHEW B. DURRANT

Vote For 1

| | TOTAL | VOTE % | |
|-----|-------|--------|--|
| Yes | 542 | 59.76% | |
| No | 192 | 21.17% | |

RYAN D. TENNEY

Vote For 1

| | TOTAL | VOTE % | |
|-----|-------|--------|--|
| Yes | 532 | 58.65% | |
| No | 191 | 21.06% | |

JOSEPH M. BEAN

Vote For 1

| | TOTAL | VOTE % | |
|-----|-------|--------|--|
| Yes | 544 | 59.98% | |
| No | 182 | 20.07% | |

RONALD G. RUSSELL

Vote For 1

| | TOTAL | VOTE % | |
|-----|-------|--------|--|
| Yes | 556 | 61.30% | |
| No | 165 | 18.19% | |

CRISTINA PATRICIA ORTEGA

Vote For 1

| | TOTAL | VOTE % | |
|-----|-------|--------|--|
| Yes | 550 | 60.64% | |
| No | 179 | 19.74% | |

CRAIG HALL

Vote For 1

| | TOTAL | VOTE % | |
|-----|-------|--------|--|
| Yes | 511 | 56.34% | |
| No | 205 | 22.60% | |

OGD13

MICHAEL DARIO DIREDA

Vote For 1

| | TOTAL | VOTE % | |
|-----|-------|--------|---|
| Yes | 550 | 60.64% |  |
| No | 176 | 19.40% |  |

TASHA WILLIAMS

Vote For 1

| | TOTAL | VOTE % | |
|-----|-------|--------|---|
| Yes | 566 | 62.40% |  |
| No | 162 | 17.86% |  |

CONSTITUTIONAL AMENDMENT B

Vote For 1

| | TOTAL | VOTE % | |
|---------|-------|--------|---|
| For | 595 | 65.60% |  |
| Against | 247 | 27.23% |  |

CONSTITUTIONAL AMENDMENT C

Vote For 1

| | TOTAL | VOTE % | |
|---------|-------|--------|---|
| For | 702 | 77.40% |  |
| Against | 138 | 15.22% |  |

BALLOT PROPOSITION 19

Vote For 1

| | TOTAL | VOTE % | |
|-----|-------|--------|---|
| Yes | 619 | 68.25% |  |
| No | 238 | 26.24% |  |

OGD14

Statistics TOTAL

| | |
|---------------------------|--------|
| Registered Voters - Total | 944 |
| Ballots Cast - Total | 791 |
| Voter Turnout - Total | 83.79% |

U.S. PRESIDENT / VICE PRESIDENT

Vote For 1

| | TOTAL | VOTE % | |
|-----------------------|-------|--------|---|
| REP DONALD J. TRUMP | 380 | 48.04% | <div style="width: 48.04%; background-color: #f1c40f;"></div> |
| DEM KAMALA D. HARRIS | 368 | 46.52% | <div style="width: 46.52%; background-color: #f1c40f;"></div> |
| LIB CHASE OLIVER | 18 | 2.28% | <div style="width: 2.28%; background-color: #f1c40f;"></div> |
| GRN JILL STEIN | 6 | 0.76% | <div style="width: 0.76%; background-color: #f1c40f;"></div> |
| CORNEL RONALD WEST | 3 | 0.38% | <div style="width: 0.38%; background-color: #f1c40f;"></div> |
| CON JOEL SKOUSEN | 3 | 0.38% | <div style="width: 0.38%; background-color: #f1c40f;"></div> |
| CLAUDIA DE LA CRUZ | 2 | 0.25% | <div style="width: 0.25%; background-color: #f1c40f;"></div> |
| LUCIFER "JUSTIN CASE" | 1 | 0.13% | <div style="width: 0.13%; background-color: #f1c40f;"></div> |
| Write-In Totals | 4 | 0.51% | <div style="width: 0.51%; background-color: #f1c40f;"></div> |

U.S. SENATE

Vote For 1

| | TOTAL | VOTE % | |
|----------------------|-------|--------|---|
| REP JOHN CURTIS | 390 | 49.30% | <div style="width: 49.30%; background-color: #f1c40f;"></div> |
| DEM CAROLINE GLEICH | 317 | 40.08% | <div style="width: 40.08%; background-color: #f1c40f;"></div> |
| IAP CARLTON E. BOWEN | 32 | 4.05% | <div style="width: 4.05%; background-color: #f1c40f;"></div> |
| Write-In Totals | 3 | 0.38% | <div style="width: 0.38%; background-color: #f1c40f;"></div> |

U.S. HOUSE DISTRICT 1

Vote For 1

| | TOTAL | VOTE % | |
|----------------------|-------|--------|---|
| REP BLAKE D. MOORE | 378 | 47.79% | <div style="width: 47.79%; background-color: #f1c40f;"></div> |
| DEM BILL CAMPBELL | 305 | 38.56% | <div style="width: 38.56%; background-color: #f1c40f;"></div> |
| LIB DANIEL R. COTTAM | 48 | 6.07% | <div style="width: 6.07%; background-color: #f1c40f;"></div> |

GOVERNOR / LT. GOVERNOR

Vote For 1

| | TOTAL | VOTE % | |
|----------------------|-------|--------|---|
| REP SPENCER J. COX | 347 | 43.87% | <div style="width: 43.87%; background-color: #f1c40f;"></div> |
| DEM BRIAN SMITH KING | 283 | 35.78% | <div style="width: 35.78%; background-color: #f1c40f;"></div> |
| LIB J. ROBERT LATHAM | 33 | 4.17% | <div style="width: 4.17%; background-color: #f1c40f;"></div> |
| TOM TOMENY | 9 | 1.14% | <div style="width: 1.14%; background-color: #f1c40f;"></div> |
| IAP TOMMY WILLIAMS | 8 | 1.01% | <div style="width: 1.01%; background-color: #f1c40f;"></div> |
| Write-In Totals | 75 | 9.48% | <div style="width: 9.48%; background-color: #f1c40f;"></div> |

OGD14

ATTORNEY GENERAL

Vote For 1

| | TOTAL | VOTE % |
|--------------------------|-------|--------|
| REP DEREK BROWN | 335 | 42.35% |
| DEM RUDY J BAUTISTA | 288 | 36.41% |
| LIB W. ANDREW MCCULLOUGH | 46 | 5.82% |
| UUP MICHELLE QUIST | 44 | 5.56% |
| AUSTIN HEPWORTH | 26 | 3.29% |

STATE AUDITOR AUDITOR

Vote For 1

| | TOTAL | VOTE % |
|-----------------------|-------|--------|
| REP TINA CANNON | 361 | 45.64% |
| DEM CATHERINE VOUTAZ | 321 | 40.58% |
| CON JEFFREY L. OSTLER | 47 | 5.94% |

STATE TREASURER

Vote For 1

| | TOTAL | VOTE % |
|-------------------|-------|--------|
| REP MARLO M. OAKS | 373 | 47.16% |
| DEM NEIL A HANSEN | 303 | 38.31% |
| UFP MILES POMEROY | 51 | 6.45% |

UTAH SENATE DISTRICT 3

Vote For 1

| | TOTAL | VOTE % |
|---------------------|-------|--------|
| DEM STACY BERNAL | 377 | 47.66% |
| REP JOHN D. JOHNSON | 368 | 46.52% |

UTAH HOUSE DISTRICT 8

Vote For 1

| | TOTAL | VOTE % |
|------------------|-------|--------|
| REP JASON B KYLE | 481 | 60.81% |

COUNTY COMMISSION SEAT C

Vote For 1

| | TOTAL | VOTE % |
|------------------------|-------|--------|
| REP JIM HARVEY | 352 | 44.50% |
| DEM STEVEN VAN WAGONER | 328 | 41.47% |
| LIB BRIAN K ROWLEY | 54 | 6.83% |

COUNTY ASSESSOR

Vote For 1

| | TOTAL | VOTE % |
|----------------------|-------|--------|
| REP JOHN E. ULIBARRI | 534 | 67.51% |

OGD14

COUNTY RECORDER / SURVEYOR

Vote For 1

| | TOTAL | VOTE % | |
|-----------------------|-------|--------|--|
| REP BAHY RAHIMZADEGAN | 518 | 65.49% | |

COUNTY TREASURER

Vote For 1

| | TOTAL | VOTE % | |
|--------------------|-------|--------|--|
| REP LYNELLE JENSEN | 531 | 67.13% | |

MATTHEW B. DURRANT

Vote For 1

| | TOTAL | VOTE % | |
|-----|-------|--------|--|
| Yes | 437 | 55.25% | |
| No | 177 | 22.38% | |

RYAN D. TENNEY

Vote For 1

| | TOTAL | VOTE % | |
|-----|-------|--------|--|
| Yes | 436 | 55.12% | |
| No | 169 | 21.37% | |

JOSEPH M. BEAN

Vote For 1

| | TOTAL | VOTE % | |
|-----|-------|--------|--|
| Yes | 423 | 53.48% | |
| No | 186 | 23.51% | |

RONALD G. RUSSELL

Vote For 1

| | TOTAL | VOTE % | |
|-----|-------|--------|--|
| Yes | 451 | 57.02% | |
| No | 154 | 19.47% | |

CRISTINA PATRICIA ORTEGA

Vote For 1

| | TOTAL | VOTE % | |
|-----|-------|--------|--|
| Yes | 447 | 56.51% | |
| No | 170 | 21.49% | |

CRAIG HALL

Vote For 1

| | TOTAL | VOTE % | |
|-----|-------|--------|--|
| Yes | 413 | 52.21% | |
| No | 183 | 23.14% | |

OGD14

MICHAEL DARIO DIREDA

Vote For 1

| | TOTAL | VOTE % | |
|-----|-------|--------|---|
| Yes | 449 | 56.76% |  |
| No | 158 | 19.97% |  |

TASHA WILLIAMS

Vote For 1

| | TOTAL | VOTE % | |
|-----|-------|--------|---|
| Yes | 459 | 58.03% |  |
| No | 153 | 19.34% |  |

CONSTITUTIONAL AMENDMENT B

Vote For 1

| | TOTAL | VOTE % | |
|---------|-------|--------|---|
| For | 513 | 64.85% |  |
| Against | 219 | 27.69% |  |

CONSTITUTIONAL AMENDMENT C

Vote For 1

| | TOTAL | VOTE % | |
|---------|-------|--------|---|
| For | 585 | 73.96% |  |
| Against | 143 | 18.08% |  |

BALLOT PROPOSITION 19

Vote For 1

| | TOTAL | VOTE % | |
|-----|-------|--------|---|
| Yes | 531 | 67.13% |  |
| No | 216 | 27.31% |  |

OGD15

Statistics TOTAL

| | |
|---------------------------|--------|
| Registered Voters - Total | 934 |
| Ballots Cast - Total | 748 |
| Voter Turnout - Total | 80.09% |

U.S. PRESIDENT / VICE PRESIDENT

Vote For 1

| | TOTAL | VOTE % | |
|-----------------------|-------|--------|--|
| DEM KAMALA D. HARRIS | 447 | 59.76% | <div style="width: 59.76%;"><div style="width: 59.76%;"></div></div> |
| REP DONALD J. TRUMP | 264 | 35.29% | <div style="width: 35.29%;"><div style="width: 35.29%;"></div></div> |
| GRN JILL STEIN | 12 | 1.60% | <div style="width: 1.60%;"><div style="width: 1.60%;"></div></div> |
| LIB CHASE OLIVER | 7 | 0.94% | <div style="width: 0.94%;"><div style="width: 0.94%;"></div></div> |
| CLAUDIA DE LA CRUZ | 5 | 0.67% | <div style="width: 0.67%;"><div style="width: 0.67%;"></div></div> |
| CORNEL RONALD WEST | 3 | 0.40% | <div style="width: 0.40%;"><div style="width: 0.40%;"></div></div> |
| CON JOEL SKOUSEN | 3 | 0.40% | <div style="width: 0.40%;"><div style="width: 0.40%;"></div></div> |
| LUCIFER "JUSTIN CASE" | 1 | 0.13% | <div style="width: 0.13%;"><div style="width: 0.13%;"></div></div> |
| Write-In Totals | 4 | 0.53% | <div style="width: 0.53%;"><div style="width: 0.53%;"></div></div> |

U.S. SENATE

Vote For 1

| | TOTAL | VOTE % | |
|----------------------|-------|--------|--|
| DEM CAROLINE GLEICH | 415 | 55.48% | <div style="width: 55.48%;"><div style="width: 55.48%;"></div></div> |
| REP JOHN CURTIS | 257 | 34.36% | <div style="width: 34.36%;"><div style="width: 34.36%;"></div></div> |
| IAP CARLTON E. BOWEN | 36 | 4.81% | <div style="width: 4.81%;"><div style="width: 4.81%;"></div></div> |
| Write-In Totals | 0 | 0.00% | <div style="width: 0.00%;"><div style="width: 0.00%;"></div></div> |

U.S. HOUSE DISTRICT 1

Vote For 1

| | TOTAL | VOTE % | |
|----------------------|-------|--------|--|
| DEM BILL CAMPBELL | 400 | 53.48% | <div style="width: 53.48%;"><div style="width: 53.48%;"></div></div> |
| REP BLAKE D. MOORE | 253 | 33.82% | <div style="width: 33.82%;"><div style="width: 33.82%;"></div></div> |
| LIB DANIEL R. COTTAM | 43 | 5.75% | <div style="width: 5.75%;"><div style="width: 5.75%;"></div></div> |

GOVERNOR / LT. GOVERNOR

Vote For 1

| | TOTAL | VOTE % | |
|----------------------|-------|--------|--|
| DEM BRIAN SMITH KING | 377 | 50.40% | <div style="width: 50.40%;"><div style="width: 50.40%;"></div></div> |
| REP SPENCER J. COX | 244 | 32.62% | <div style="width: 32.62%;"><div style="width: 32.62%;"></div></div> |
| LIB J. ROBERT LATHAM | 38 | 5.08% | <div style="width: 5.08%;"><div style="width: 5.08%;"></div></div> |
| IAP TOMMY WILLIAMS | 22 | 2.94% | <div style="width: 2.94%;"><div style="width: 2.94%;"></div></div> |
| TOM TOMENY | 5 | 0.67% | <div style="width: 0.67%;"><div style="width: 0.67%;"></div></div> |
| Write-In Totals | 31 | 4.14% | <div style="width: 4.14%;"><div style="width: 4.14%;"></div></div> |

OGD15

ATTORNEY GENERAL

Vote For 1

| | TOTAL | VOTE % |
|--------------------------|-------|--------|
| DEM RUDY J BAUTISTA | 359 | 47.99% |
| REP DEREK BROWN | 234 | 31.28% |
| LIB W. ANDREW MCCULLOUGH | 46 | 6.15% |
| UUP MICHELLE QUIST | 45 | 6.02% |
| AUSTIN HEPWORTH | 15 | 2.01% |

STATE AUDITOR AUDITOR

Vote For 1

| | TOTAL | VOTE % |
|-----------------------|-------|--------|
| DEM CATHERINE VOUTAZ | 391 | 52.27% |
| REP TINA CANNON | 258 | 34.49% |
| CON JEFFREY L. OSTLER | 35 | 4.68% |

STATE TREASURER

Vote For 1

| | TOTAL | VOTE % |
|-------------------|-------|--------|
| DEM NEIL A HANSEN | 365 | 48.80% |
| REP MARLO M. OAKS | 259 | 34.63% |
| UFP MILES POMEROY | 52 | 6.95% |

UTAH SENATE DISTRICT 3

Vote For 1

| | TOTAL | VOTE % |
|---------------------|-------|--------|
| DEM STACY BERNAL | 450 | 60.16% |
| REP JOHN D. JOHNSON | 246 | 32.89% |

UTAH HOUSE DISTRICT 9

Vote For 1

| | TOTAL | VOTE % |
|----------------------|-------|--------|
| DEM ANGELA CHOBERKA | 414 | 55.35% |
| REP JAKE SAWYER | 230 | 30.75% |
| LIB JACOB K. JOHNSON | 35 | 4.68% |

COUNTY COMMISSION SEAT C

Vote For 1

| | TOTAL | VOTE % |
|------------------------|-------|--------|
| DEM STEVEN VAN WAGONER | 408 | 54.55% |
| REP JIM HARVEY | 236 | 31.55% |
| LIB BRIAN K ROWLEY | 46 | 6.15% |

COUNTY ASSESSOR

Vote For 1

| | TOTAL | VOTE % |
|----------------------|-------|--------|
| REP JOHN E. ULIBARRI | 464 | 62.03% |

OGD15

COUNTY RECORDER / SURVEYOR

Vote For 1

| | TOTAL | VOTE % | |
|-----------------------|-------|--------|--|
| REP BAHY RAHIMZADEGAN | 453 | 60.56% | |

COUNTY TREASURER

Vote For 1

| | TOTAL | VOTE % | |
|--------------------|-------|--------|--|
| REP LYNELLE JENSEN | 464 | 62.03% | |

OGDEN SCHOOL BOARD DISTRICT 6

Vote For 1

| | TOTAL | VOTE % | |
|----------------|-------|--------|--|
| JENNIFER GENTA | 458 | 61.23% | |

MATTHEW B. DURRANT

Vote For 1

| | TOTAL | VOTE % | |
|-----|-------|--------|--|
| Yes | 413 | 55.21% | |
| No | 171 | 22.86% | |

RYAN D. TENNEY

Vote For 1

| | TOTAL | VOTE % | |
|-----|-------|--------|--|
| Yes | 429 | 57.35% | |
| No | 149 | 19.92% | |

JOSEPH M. BEAN

Vote For 1

| | TOTAL | VOTE % | |
|-----|-------|--------|--|
| Yes | 413 | 55.21% | |
| No | 166 | 22.19% | |

RONALD G. RUSSELL

Vote For 1

| | TOTAL | VOTE % | |
|-----|-------|--------|--|
| Yes | 426 | 56.95% | |
| No | 149 | 19.92% | |

CRISTINA PATRICIA ORTEGA

Vote For 1

| | TOTAL | VOTE % | |
|-----|-------|--------|--|
| Yes | 450 | 60.16% | |
| No | 138 | 18.45% | |

OGD15

CRAIG HALL

Vote For 1

| | TOTAL | VOTE % | |
|-----|-------|--------|--|
| Yes | 409 | 54.68% | |
| No | 162 | 21.66% | |

MICHAEL DARIO DIREDA

Vote For 1

| | TOTAL | VOTE % | |
|-----|-------|--------|--|
| Yes | 434 | 58.02% | |
| No | 149 | 19.92% | |

TASHA WILLIAMS

Vote For 1

| | TOTAL | VOTE % | |
|-----|-------|--------|--|
| Yes | 442 | 59.09% | |
| No | 143 | 19.12% | |

CONSTITUTIONAL AMENDMENT B

Vote For 1

| | TOTAL | VOTE % | |
|---------|-------|--------|--|
| For | 515 | 68.85% | |
| Against | 178 | 23.80% | |

CONSTITUTIONAL AMENDMENT C

Vote For 1

| | TOTAL | VOTE % | |
|---------|-------|--------|--|
| For | 598 | 79.95% | |
| Against | 93 | 12.43% | |

BALLOT PROPOSITION 19

Vote For 1

| | TOTAL | VOTE % | |
|-----|-------|--------|--|
| Yes | 536 | 71.66% | |
| No | 165 | 22.06% | |

OGD16

Statistics TOTAL

| | |
|---------------------------|--------|
| Registered Voters - Total | 939 |
| Ballots Cast - Total | 764 |
| Voter Turnout - Total | 81.36% |

U.S. PRESIDENT / VICE PRESIDENT

Vote For 1

| | TOTAL | VOTE % | |
|-----------------------|-------|--------|--|
| DEM KAMALA D. HARRIS | 391 | 51.18% | |
| REP DONALD J. TRUMP | 333 | 43.59% | |
| LIB CHASE OLIVER | 11 | 1.44% | |
| CON JOEL SKOUSEN | 4 | 0.52% | |
| GRN JILL STEIN | 4 | 0.52% | |
| LUCIFER "JUSTIN CASE" | 3 | 0.39% | |
| CORNEL RONALD WEST | 2 | 0.26% | |
| CLAUDIA DE LA CRUZ | 2 | 0.26% | |
| Write-In Totals | 5 | 0.65% | |

U.S. SENATE

Vote For 1

| | TOTAL | VOTE % | |
|----------------------|-------|--------|--|
| DEM CAROLINE GLEICH | 347 | 45.42% | |
| REP JOHN CURTIS | 334 | 43.72% | |
| IAP CARLTON E. BOWEN | 44 | 5.76% | |
| Write-In Totals | 0 | 0.00% | |

U.S. HOUSE DISTRICT 1

Vote For 1

| | TOTAL | VOTE % | |
|----------------------|-------|--------|--|
| REP BLAKE D. MOORE | 347 | 45.42% | |
| DEM BILL CAMPBELL | 313 | 40.97% | |
| LIB DANIEL R. COTTAM | 56 | 7.33% | |

GOVERNOR / LT. GOVERNOR

Vote For 1

| | TOTAL | VOTE % | |
|----------------------|-------|--------|--|
| REP SPENCER J. COX | 321 | 42.02% | |
| DEM BRIAN SMITH KING | 309 | 40.44% | |
| LIB J. ROBERT LATHAM | 37 | 4.84% | |
| IAP TOMMY WILLIAMS | 16 | 2.09% | |
| TOM TOMENY | 2 | 0.26% | |
| Write-In Totals | 57 | 7.46% | |

OGD16

ATTORNEY GENERAL

Vote For 1

| | TOTAL | VOTE % |
|--------------------------|-------|--------|
| REP DEREK BROWN | 308 | 40.31% |
| DEM RUDY J BAUTISTA | 289 | 37.83% |
| UUP MICHELLE QUIST | 57 | 7.46% |
| LIB W. ANDREW MCCULLOUGH | 43 | 5.63% |
| AUSTIN HEPWORTH | 21 | 2.75% |

STATE AUDITOR AUDITOR

Vote For 1

| | TOTAL | VOTE % |
|-----------------------|-------|--------|
| REP TINA CANNON | 334 | 43.72% |
| DEM CATHERINE VOUTAZ | 331 | 43.32% |
| CON JEFFREY L. OSTLER | 43 | 5.63% |

STATE TREASURER

Vote For 1

| | TOTAL | VOTE % |
|-------------------|-------|--------|
| REP MARLO M. OAKS | 328 | 42.93% |
| DEM NEIL A HANSEN | 318 | 41.62% |
| UFP MILES POMEROY | 60 | 7.85% |

UTAH SENATE DISTRICT 3

Vote For 1

| | TOTAL | VOTE % |
|---------------------|-------|--------|
| DEM STACY BERNAL | 402 | 52.62% |
| REP JOHN D. JOHNSON | 321 | 42.02% |

UTAH HOUSE DISTRICT 8

Vote For 1

| | TOTAL | VOTE % |
|------------------|-------|--------|
| REP JASON B KYLE | 472 | 61.78% |

COUNTY COMMISSION SEAT C

Vote For 1

| | TOTAL | VOTE % |
|------------------------|-------|--------|
| DEM STEVEN VAN WAGONER | 348 | 45.55% |
| REP JIM HARVEY | 320 | 41.88% |
| LIB BRIAN K ROWLEY | 51 | 6.68% |

COUNTY ASSESSOR

Vote For 1

| | TOTAL | VOTE % |
|----------------------|-------|--------|
| REP JOHN E. ULIBARRI | 514 | 67.28% |

OGD16

COUNTY RECORDER / SURVEYOR

| Vote For 1 | | TOTAL | VOTE % |
|-----------------------|-----|--------|--------|
| REP BAHY RAHIMZADEGAN | 505 | 66.10% | |

COUNTY TREASURER

| Vote For 1 | | TOTAL | VOTE % |
|--------------------|-----|--------|--------|
| REP LYNELLE JENSEN | 527 | 68.98% | |

MATTHEW B. DURRANT

| Vote For 1 | | TOTAL | VOTE % |
|------------|-----|--------|--------|
| Yes | 435 | 56.94% | |
| No | 175 | 22.91% | |

RYAN D. TENNEY

| Vote For 1 | | TOTAL | VOTE % |
|------------|-----|--------|--------|
| Yes | 433 | 56.68% | |
| No | 166 | 21.73% | |

JOSEPH M. BEAN

| Vote For 1 | | TOTAL | VOTE % |
|------------|-----|--------|--------|
| Yes | 425 | 55.63% | |
| No | 175 | 22.91% | |

RONALD G. RUSSELL

| Vote For 1 | | TOTAL | VOTE % |
|------------|-----|--------|--------|
| Yes | 434 | 56.81% | |
| No | 169 | 22.12% | |

CRISTINA PATRICIA ORTEGA

| Vote For 1 | | TOTAL | VOTE % |
|------------|-----|--------|--------|
| Yes | 444 | 58.12% | |
| No | 158 | 20.68% | |

CRAIG HALL

| Vote For 1 | | TOTAL | VOTE % |
|------------|-----|--------|--------|
| Yes | 418 | 54.71% | |
| No | 177 | 23.17% | |

OGD16

MICHAEL DARIO DIREDA

Vote For 1

| | TOTAL | VOTE % | |
|-----|-------|--------|---|
| Yes | 446 | 58.38% |  |
| No | 154 | 20.16% |  |

TASHA WILLIAMS

Vote For 1

| | TOTAL | VOTE % | |
|-----|-------|--------|---|
| Yes | 466 | 60.99% |  |
| No | 138 | 18.06% |  |

CONSTITUTIONAL AMENDMENT B

Vote For 1

| | TOTAL | VOTE % | |
|---------|-------|--------|---|
| For | 499 | 65.31% |  |
| Against | 196 | 25.65% |  |

CONSTITUTIONAL AMENDMENT C

Vote For 1

| | TOTAL | VOTE % | |
|---------|-------|--------|---|
| For | 602 | 78.80% |  |
| Against | 99 | 12.96% |  |

BALLOT PROPOSITION 19

Vote For 1

| | TOTAL | VOTE % | |
|-----|-------|--------|---|
| Yes | 558 | 73.04% |  |
| No | 160 | 20.94% |  |

OGD17

Statistics TOTAL

| | |
|---------------------------|--------|
| Registered Voters - Total | 984 |
| Ballots Cast - Total | 802 |
| Voter Turnout - Total | 81.50% |

U.S. PRESIDENT / VICE PRESIDENT

Vote For 1

| | TOTAL | VOTE % | |
|-----------------------|-------|--------|---|
| DEM KAMALA D. HARRIS | 435 | 54.24% | <div style="width: 54.24%; background-color: #ffc107;"></div> |
| REP DONALD J. TRUMP | 333 | 41.52% | <div style="width: 41.52%; background-color: #ffc107;"></div> |
| LIB CHASE OLIVER | 9 | 1.12% | <div style="width: 1.12%; background-color: #ffc107;"></div> |
| GRN JILL STEIN | 6 | 0.75% | <div style="width: 0.75%; background-color: #ffc107;"></div> |
| CLAUDIA DE LA CRUZ | 3 | 0.37% | <div style="width: 0.37%; background-color: #ffc107;"></div> |
| CON JOEL SKOUSEN | 1 | 0.12% | <div style="width: 0.12%; background-color: #ffc107;"></div> |
| CORNEL RONALD WEST | 0 | 0.00% | <div style="width: 0.00%; background-color: #ffc107;"></div> |
| LUCIFER "JUSTIN CASE" | 0 | 0.00% | <div style="width: 0.00%; background-color: #ffc107;"></div> |
| Write-In Totals | 9 | 1.12% | <div style="width: 1.12%; background-color: #ffc107;"></div> |

U.S. SENATE

Vote For 1

| | TOTAL | VOTE % | |
|----------------------|-------|--------|---|
| DEM CAROLINE GLEICH | 407 | 50.75% | <div style="width: 50.75%; background-color: #ffc107;"></div> |
| REP JOHN CURTIS | 333 | 41.52% | <div style="width: 41.52%; background-color: #ffc107;"></div> |
| IAP CARLTON E. BOWEN | 37 | 4.61% | <div style="width: 4.61%; background-color: #ffc107;"></div> |
| Write-In Totals | 0 | 0.00% | <div style="width: 0.00%; background-color: #ffc107;"></div> |

U.S. HOUSE DISTRICT 1

Vote For 1

| | TOTAL | VOTE % | |
|----------------------|-------|--------|---|
| DEM BILL CAMPBELL | 364 | 45.39% | <div style="width: 45.39%; background-color: #ffc107;"></div> |
| REP BLAKE D. MOORE | 351 | 43.77% | <div style="width: 43.77%; background-color: #ffc107;"></div> |
| LIB DANIEL R. COTTAM | 46 | 5.74% | <div style="width: 5.74%; background-color: #ffc107;"></div> |

GOVERNOR / LT. GOVERNOR

Vote For 1

| | TOTAL | VOTE % | |
|----------------------|-------|--------|---|
| DEM BRIAN SMITH KING | 347 | 43.27% | <div style="width: 43.27%; background-color: #ffc107;"></div> |
| REP SPENCER J. COX | 326 | 40.65% | <div style="width: 40.65%; background-color: #ffc107;"></div> |
| LIB J. ROBERT LATHAM | 28 | 3.49% | <div style="width: 3.49%; background-color: #ffc107;"></div> |
| IAP TOMMY WILLIAMS | 21 | 2.62% | <div style="width: 2.62%; background-color: #ffc107;"></div> |
| TOM TOMENY | 5 | 0.62% | <div style="width: 0.62%; background-color: #ffc107;"></div> |
| Write-In Totals | 52 | 6.48% | <div style="width: 6.48%; background-color: #ffc107;"></div> |

OGD17

ATTORNEY GENERAL

Vote For 1

| | TOTAL | VOTE % |
|--------------------------|-------|--------|
| DEM RUDY J BAUTISTA | 347 | 43.27% |
| REP DEREK BROWN | 312 | 38.90% |
| UUP MICHELLE QUIST | 50 | 6.23% |
| LIB W. ANDREW MCCULLOUGH | 37 | 4.61% |
| AUSTIN HEPWORTH | 20 | 2.49% |

STATE AUDITOR AUDITOR

Vote For 1

| | TOTAL | VOTE % |
|-----------------------|-------|--------|
| DEM CATHERINE VOUTAZ | 376 | 46.88% |
| REP TINA CANNON | 343 | 42.77% |
| CON JEFFREY L. OSTLER | 34 | 4.24% |

STATE TREASURER

Vote For 1

| | TOTAL | VOTE % |
|-------------------|-------|--------|
| DEM NEIL A HANSEN | 354 | 44.14% |
| REP MARLO M. OAKS | 348 | 43.39% |
| UFP MILES POMEROY | 55 | 6.86% |

UTAH SENATE DISTRICT 3

Vote For 1

| | TOTAL | VOTE % |
|---------------------|-------|--------|
| DEM STACY BERNAL | 450 | 56.11% |
| REP JOHN D. JOHNSON | 323 | 40.27% |

UTAH HOUSE DISTRICT 8

Vote For 1

| | TOTAL | VOTE % |
|------------------|-------|--------|
| REP JASON B KYLE | 478 | 59.60% |

COUNTY COMMISSION SEAT C

Vote For 1

| | TOTAL | VOTE % |
|------------------------|-------|--------|
| DEM STEVEN VAN WAGONER | 391 | 48.75% |
| REP JIM HARVEY | 316 | 39.40% |
| LIB BRIAN K ROWLEY | 57 | 7.11% |

COUNTY ASSESSOR

Vote For 1

| | TOTAL | VOTE % |
|----------------------|-------|--------|
| REP JOHN E. ULIBARRI | 532 | 66.33% |

OGD17

COUNTY RECORDER / SURVEYOR

Vote For 1

| | TOTAL | VOTE % | |
|-----------------------|-------|--------|--|
| REP BAHY RAHIMZADEGAN | 507 | 63.22% | |

COUNTY TREASURER

Vote For 1

| | TOTAL | VOTE % | |
|--------------------|-------|--------|--|
| REP LYNELLE JENSEN | 536 | 66.83% | |

MATTHEW B. DURRANT

Vote For 1

| | TOTAL | VOTE % | |
|-----|-------|--------|--|
| Yes | 482 | 60.10% | |
| No | 157 | 19.58% | |

RYAN D. TENNEY

Vote For 1

| | TOTAL | VOTE % | |
|-----|-------|--------|--|
| Yes | 486 | 60.60% | |
| No | 146 | 18.20% | |

JOSEPH M. BEAN

Vote For 1

| | TOTAL | VOTE % | |
|-----|-------|--------|--|
| Yes | 464 | 57.86% | |
| No | 166 | 20.70% | |

RONALD G. RUSSELL

Vote For 1

| | TOTAL | VOTE % | |
|-----|-------|--------|--|
| Yes | 481 | 59.98% | |
| No | 152 | 18.95% | |

CRISTINA PATRICIA ORTEGA

Vote For 1

| | TOTAL | VOTE % | |
|-----|-------|--------|--|
| Yes | 504 | 62.84% | |
| No | 137 | 17.08% | |

CRAIG HALL

Vote For 1

| | TOTAL | VOTE % | |
|-----|-------|--------|--|
| Yes | 465 | 57.98% | |
| No | 166 | 20.70% | |

OGD17

MICHAEL DARIO DIREDA

Vote For 1

| | TOTAL | VOTE % | |
|-----|-------|--------|---|
| Yes | 498 | 62.09% |  |
| No | 143 | 17.83% |  |

TASHA WILLIAMS

Vote For 1

| | TOTAL | VOTE % | |
|-----|-------|--------|---|
| Yes | 535 | 66.71% |  |
| No | 108 | 13.47% |  |

CONSTITUTIONAL AMENDMENT B

Vote For 1

| | TOTAL | VOTE % | |
|---------|-------|--------|---|
| For | 508 | 63.34% |  |
| Against | 230 | 28.68% |  |

CONSTITUTIONAL AMENDMENT C

Vote For 1

| | TOTAL | VOTE % | |
|---------|-------|--------|---|
| For | 620 | 77.31% |  |
| Against | 113 | 14.09% |  |

BALLOT PROPOSITION 19

Vote For 1

| | TOTAL | VOTE % | |
|-----|-------|--------|---|
| Yes | 550 | 68.58% |  |
| No | 194 | 24.19% |  |

OGD18

Statistics TOTAL

| | |
|---------------------------|--------|
| Registered Voters - Total | 533 |
| Ballots Cast - Total | 402 |
| Voter Turnout - Total | 75.42% |

U.S. PRESIDENT / VICE PRESIDENT

Vote For 1

| | TOTAL | VOTE % | |
|-----------------------|-------|--------|---|
| DEM KAMALA D. HARRIS | 236 | 58.71% | <div style="width: 58.71%; height: 10px; background-color: #ffc107;"></div> |
| REP DONALD J. TRUMP | 149 | 37.06% | <div style="width: 37.06%; height: 10px; background-color: #ffc107;"></div> |
| GRN JILL STEIN | 3 | 0.75% | <div style="width: 0.75%; height: 10px; background-color: #ffc107;"></div> |
| CORNEL RONALD WEST | 2 | 0.50% | <div style="width: 0.50%; height: 10px; background-color: #ffc107;"></div> |
| LUCIFER "JUSTIN CASE" | 1 | 0.25% | <div style="width: 0.25%; height: 10px; background-color: #ffc107;"></div> |
| LIB CHASE OLIVER | 1 | 0.25% | <div style="width: 0.25%; height: 10px; background-color: #ffc107;"></div> |
| CLAUDIA DE LA CRUZ | 1 | 0.25% | <div style="width: 0.25%; height: 10px; background-color: #ffc107;"></div> |
| CON JOEL SKOUSEN | 0 | 0.00% | <div style="width: 0.00%; height: 10px; background-color: #ffc107;"></div> |
| Write-In Totals | 4 | 1.00% | <div style="width: 1.00%; height: 10px; background-color: #ffc107;"></div> |

U.S. SENATE

Vote For 1

| | TOTAL | VOTE % | |
|----------------------|-------|--------|---|
| DEM CAROLINE GLEICH | 212 | 52.74% | <div style="width: 52.74%; height: 10px; background-color: #ffc107;"></div> |
| REP JOHN CURTIS | 147 | 36.57% | <div style="width: 36.57%; height: 10px; background-color: #ffc107;"></div> |
| IAP CARLTON E. BOWEN | 18 | 4.48% | <div style="width: 4.48%; height: 10px; background-color: #ffc107;"></div> |
| Write-In Totals | 2 | 0.50% | <div style="width: 0.50%; height: 10px; background-color: #ffc107;"></div> |

U.S. HOUSE DISTRICT 1

Vote For 1

| | TOTAL | VOTE % | |
|----------------------|-------|--------|---|
| DEM BILL CAMPBELL | 208 | 51.74% | <div style="width: 51.74%; height: 10px; background-color: #ffc107;"></div> |
| REP BLAKE D. MOORE | 141 | 35.07% | <div style="width: 35.07%; height: 10px; background-color: #ffc107;"></div> |
| LIB DANIEL R. COTTAM | 26 | 6.47% | <div style="width: 6.47%; height: 10px; background-color: #ffc107;"></div> |

GOVERNOR / LT. GOVERNOR

Vote For 1

| | TOTAL | VOTE % | |
|----------------------|-------|--------|---|
| DEM BRIAN SMITH KING | 194 | 48.26% | <div style="width: 48.26%; height: 10px; background-color: #ffc107;"></div> |
| REP SPENCER J. COX | 146 | 36.32% | <div style="width: 36.32%; height: 10px; background-color: #ffc107;"></div> |
| LIB J. ROBERT LATHAM | 12 | 2.99% | <div style="width: 2.99%; height: 10px; background-color: #ffc107;"></div> |
| IAP TOMMY WILLIAMS | 10 | 2.49% | <div style="width: 2.49%; height: 10px; background-color: #ffc107;"></div> |
| TOM TOMENY | 2 | 0.50% | <div style="width: 0.50%; height: 10px; background-color: #ffc107;"></div> |
| Write-In Totals | 22 | 5.47% | <div style="width: 5.47%; height: 10px; background-color: #ffc107;"></div> |

OGD18

ATTORNEY GENERAL

Vote For 1

| | TOTAL | VOTE % |
|--------------------------|-------|--------|
| DEM RUDY J BAUTISTA | 181 | 45.02% |
| REP DEREK BROWN | 128 | 31.84% |
| UUP MICHELLE QUIST | 31 | 7.71% |
| LIB W. ANDREW MCCULLOUGH | 24 | 5.97% |
| AUSTIN HEPWORTH | 10 | 2.49% |

STATE AUDITOR AUDITOR

Vote For 1

| | TOTAL | VOTE % |
|-----------------------|-------|--------|
| DEM CATHERINE VOUTAZ | 205 | 51.00% |
| REP TINA CANNON | 138 | 34.33% |
| CON JEFFREY L. OSTLER | 26 | 6.47% |

STATE TREASURER

Vote For 1

| | TOTAL | VOTE % |
|-------------------|-------|--------|
| DEM NEIL A HANSEN | 190 | 47.26% |
| REP MARLO M. OAKS | 142 | 35.32% |
| UFP MILES POMEROY | 33 | 8.21% |

UTAH SENATE DISTRICT 3

Vote For 1

| | TOTAL | VOTE % |
|---------------------|-------|--------|
| DEM STACY BERNAL | 230 | 57.21% |
| REP JOHN D. JOHNSON | 147 | 36.57% |

UTAH HOUSE DISTRICT 9

Vote For 1

| | TOTAL | VOTE % |
|----------------------|-------|--------|
| DEM ANGELA CHOBERKA | 207 | 51.49% |
| REP JAKE SAWYER | 125 | 31.09% |
| LIB JACOB K. JOHNSON | 32 | 7.96% |

COUNTY COMMISSION SEAT C

Vote For 1

| | TOTAL | VOTE % |
|------------------------|-------|--------|
| DEM STEVEN VAN WAGONER | 217 | 53.98% |
| REP JIM HARVEY | 124 | 30.85% |
| LIB BRIAN K ROWLEY | 34 | 8.46% |

COUNTY ASSESSOR

Vote For 1

| | TOTAL | VOTE % |
|----------------------|-------|--------|
| REP JOHN E. ULIBARRI | 242 | 60.20% |

OGD18

COUNTY RECORDER / SURVEYOR

Vote For 1

| | TOTAL | VOTE % | |
|-----------------------|-------|--------|--|
| REP BAHY RAHIMZADEGAN | 234 | 58.21% | |

COUNTY TREASURER

Vote For 1

| | TOTAL | VOTE % | |
|--------------------|-------|--------|--|
| REP LYNELLE JENSEN | 244 | 60.70% | |

MATTHEW B. DURRANT

Vote For 1

| | TOTAL | VOTE % | |
|-----|-------|--------|--|
| Yes | 233 | 57.96% | |
| No | 96 | 23.88% | |

RYAN D. TENNEY

Vote For 1

| | TOTAL | VOTE % | |
|-----|-------|--------|--|
| Yes | 227 | 56.47% | |
| No | 95 | 23.63% | |

JOSEPH M. BEAN

Vote For 1

| | TOTAL | VOTE % | |
|-----|-------|--------|--|
| Yes | 225 | 55.97% | |
| No | 99 | 24.63% | |

RONALD G. RUSSELL

Vote For 1

| | TOTAL | VOTE % | |
|-----|-------|--------|--|
| Yes | 231 | 57.46% | |
| No | 94 | 23.38% | |

CRISTINA PATRICIA ORTEGA

Vote For 1

| | TOTAL | VOTE % | |
|-----|-------|--------|--|
| Yes | 229 | 56.97% | |
| No | 97 | 24.13% | |

CRAIG HALL

Vote For 1

| | TOTAL | VOTE % | |
|-----|-------|--------|--|
| Yes | 223 | 55.47% | |
| No | 96 | 23.88% | |

OGD18

MICHAEL DARIO DIREDA

Vote For 1

| | TOTAL | VOTE % | |
|-----|-------|--------|---|
| Yes | 239 | 59.45% |  |
| No | 84 | 20.90% |  |

TASHA WILLIAMS

Vote For 1

| | TOTAL | VOTE % | |
|-----|-------|--------|---|
| Yes | 244 | 60.70% |  |
| No | 83 | 20.65% |  |

CONSTITUTIONAL AMENDMENT B

Vote For 1

| | TOTAL | VOTE % | |
|---------|-------|--------|---|
| For | 251 | 62.44% |  |
| Against | 109 | 27.11% |  |

CONSTITUTIONAL AMENDMENT C

Vote For 1

| | TOTAL | VOTE % | |
|---------|-------|--------|---|
| For | 299 | 74.38% |  |
| Against | 67 | 16.67% |  |

BALLOT PROPOSITION 19

Vote For 1

| | TOTAL | VOTE % | |
|-----|-------|--------|---|
| Yes | 249 | 61.94% |  |
| No | 127 | 31.59% |  |

OGD19

Statistics TOTAL

| | |
|---------------------------|--------|
| Registered Voters - Total | 871 |
| Ballots Cast - Total | 747 |
| Voter Turnout - Total | 85.76% |

U.S. PRESIDENT / VICE PRESIDENT

Vote For 1

| | TOTAL | VOTE % | |
|-----------------------|-------|--------|--|
| DEM KAMALA D. HARRIS | 374 | 50.07% | |
| REP DONALD J. TRUMP | 326 | 43.64% | |
| GRN JILL STEIN | 9 | 1.20% | |
| LIB CHASE OLIVER | 9 | 1.20% | |
| CON JOEL SKOUSEN | 5 | 0.67% | |
| LUCIFER "JUSTIN CASE" | 4 | 0.54% | |
| CLAUDIA DE LA CRUZ | 3 | 0.40% | |
| CORNEL RONALD WEST | 2 | 0.27% | |
| Write-In Totals | 9 | 1.20% | |

U.S. SENATE

Vote For 1

| | TOTAL | VOTE % | |
|----------------------|-------|--------|--|
| DEM CAROLINE GLEICH | 356 | 47.66% | |
| REP JOHN CURTIS | 319 | 42.70% | |
| IAP CARLTON E. BOWEN | 34 | 4.55% | |
| Write-In Totals | 5 | 0.67% | |

U.S. HOUSE DISTRICT 1

Vote For 1

| | TOTAL | VOTE % | |
|----------------------|-------|--------|--|
| DEM BILL CAMPBELL | 325 | 43.51% | |
| REP BLAKE D. MOORE | 325 | 43.51% | |
| LIB DANIEL R. COTTAM | 47 | 6.29% | |

GOVERNOR / LT. GOVERNOR

Vote For 1

| | TOTAL | VOTE % | |
|----------------------|-------|--------|--|
| REP SPENCER J. COX | 314 | 42.03% | |
| DEM BRIAN SMITH KING | 297 | 39.76% | |
| LIB J. ROBERT LATHAM | 41 | 5.49% | |
| IAP TOMMY WILLIAMS | 13 | 1.74% | |
| TOM TOMENY | 6 | 0.80% | |
| Write-In Totals | 53 | 7.10% | |

OGD19

ATTORNEY GENERAL

Vote For 1

| | TOTAL | VOTE % |
|--------------------------|-------|--------|
| DEM RUDY J BAUTISTA | 294 | 39.36% |
| REP DEREK BROWN | 288 | 38.55% |
| UUP MICHELLE QUIST | 55 | 7.36% |
| LIB W. ANDREW MCCULLOUGH | 42 | 5.62% |
| AUSTIN HEPWORTH | 22 | 2.95% |

STATE AUDITOR AUDITOR

Vote For 1

| | TOTAL | VOTE % |
|-----------------------|-------|--------|
| DEM CATHERINE VOUTAZ | 330 | 44.18% |
| REP TINA CANNON | 310 | 41.50% |
| CON JEFFREY L. OSTLER | 49 | 6.56% |

STATE TREASURER

Vote For 1

| | TOTAL | VOTE % |
|-------------------|-------|--------|
| REP MARLO M. OAKS | 323 | 43.24% |
| DEM NEIL A HANSEN | 319 | 42.70% |
| UFP MILES POMEROY | 41 | 5.49% |

UTAH SENATE DISTRICT 3

Vote For 1

| | TOTAL | VOTE % |
|---------------------|-------|--------|
| DEM STACY BERNAL | 403 | 53.95% |
| REP JOHN D. JOHNSON | 303 | 40.56% |

UTAH HOUSE DISTRICT 8

Vote For 1

| | TOTAL | VOTE % |
|------------------|-------|--------|
| REP JASON B KYLE | 428 | 57.30% |

COUNTY COMMISSION SEAT C

Vote For 1

| | TOTAL | VOTE % |
|------------------------|-------|--------|
| DEM STEVEN VAN WAGONER | 366 | 49.00% |
| REP JIM HARVEY | 263 | 35.21% |
| LIB BRIAN K ROWLEY | 64 | 8.57% |

COUNTY ASSESSOR

Vote For 1

| | TOTAL | VOTE % |
|----------------------|-------|--------|
| REP JOHN E. ULIBARRI | 482 | 64.52% |

OGD19

COUNTY RECORDER / SURVEYOR

Vote For 1

| | TOTAL | VOTE % | |
|-----------------------|-------|--------|--|
| REP BAHY RAHIMZADEGAN | 464 | 62.12% | |

COUNTY TREASURER

Vote For 1

| | TOTAL | VOTE % | |
|--------------------|-------|--------|--|
| REP LYNELLE JENSEN | 480 | 64.26% | |

MATTHEW B. DURRANT

Vote For 1

| | TOTAL | VOTE % | |
|-----|-------|--------|--|
| Yes | 414 | 55.42% | |
| No | 178 | 23.83% | |

RYAN D. TENNEY

Vote For 1

| | TOTAL | VOTE % | |
|-----|-------|--------|--|
| Yes | 416 | 55.69% | |
| No | 168 | 22.49% | |

JOSEPH M. BEAN

Vote For 1

| | TOTAL | VOTE % | |
|-----|-------|--------|--|
| Yes | 416 | 55.69% | |
| No | 161 | 21.55% | |

RONALD G. RUSSELL

Vote For 1

| | TOTAL | VOTE % | |
|-----|-------|--------|--|
| Yes | 419 | 56.09% | |
| No | 164 | 21.95% | |

CRISTINA PATRICIA ORTEGA

Vote For 1

| | TOTAL | VOTE % | |
|-----|-------|--------|--|
| Yes | 432 | 57.83% | |
| No | 158 | 21.15% | |

CRAIG HALL

Vote For 1

| | TOTAL | VOTE % | |
|-----|-------|--------|--|
| Yes | 407 | 54.48% | |
| No | 169 | 22.62% | |

OGD19

MICHAEL DARIO DIREDA

Vote For 1

| | TOTAL | VOTE % | |
|-----|-------|--------|---|
| Yes | 423 | 56.63% |  |
| No | 164 | 21.95% |  |

TASHA WILLIAMS

Vote For 1

| | TOTAL | VOTE % | |
|-----|-------|--------|---|
| Yes | 445 | 59.57% |  |
| No | 145 | 19.41% |  |

CONSTITUTIONAL AMENDMENT B

Vote For 1

| | TOTAL | VOTE % | |
|---------|-------|--------|---|
| For | 483 | 64.66% |  |
| Against | 202 | 27.04% |  |

CONSTITUTIONAL AMENDMENT C

Vote For 1

| | TOTAL | VOTE % | |
|---------|-------|--------|---|
| For | 592 | 79.25% |  |
| Against | 97 | 12.99% |  |

BALLOT PROPOSITION 19

Vote For 1

| | TOTAL | VOTE % | |
|-----|-------|--------|---|
| Yes | 504 | 67.47% |  |
| No | 193 | 25.84% |  |

OGD20

Statistics TOTAL

| | |
|---------------------------|--------|
| Registered Voters - Total | 379 |
| Ballots Cast - Total | 263 |
| Voter Turnout - Total | 69.39% |

U.S. PRESIDENT / VICE PRESIDENT

Vote For 1

| | TOTAL | VOTE % | |
|-----------------------|-------|--------|--|
| DEM KAMALA D. HARRIS | 143 | 54.37% | |
| REP DONALD J. TRUMP | 111 | 42.21% | |
| GRN JILL STEIN | 4 | 1.52% | |
| CON JOEL SKOUSEN | 3 | 1.14% | |
| LUCIFER "JUSTIN CASE" | 1 | 0.38% | |
| CORNEL RONALD WEST | 0 | 0.00% | |
| LIB CHASE OLIVER | 0 | 0.00% | |
| CLAUDIA DE LA CRUZ | 0 | 0.00% | |
| Write-In Totals | 0 | 0.00% | |

U.S. SENATE

Vote For 1

| | TOTAL | VOTE % | |
|----------------------|-------|--------|--|
| DEM CAROLINE GLEICH | 128 | 48.67% | |
| REP JOHN CURTIS | 100 | 38.02% | |
| IAP CARLTON E. BOWEN | 15 | 5.70% | |
| Write-In Totals | 1 | 0.38% | |

U.S. HOUSE DISTRICT 1

Vote For 1

| | TOTAL | VOTE % | |
|----------------------|-------|--------|--|
| DEM BILL CAMPBELL | 121 | 46.01% | |
| REP BLAKE D. MOORE | 101 | 38.40% | |
| LIB DANIEL R. COTTAM | 15 | 5.70% | |

GOVERNOR / LT. GOVERNOR

Vote For 1

| | TOTAL | VOTE % | |
|----------------------|-------|--------|--|
| DEM BRIAN SMITH KING | 109 | 41.44% | |
| REP SPENCER J. COX | 105 | 39.92% | |
| LIB J. ROBERT LATHAM | 9 | 3.42% | |
| IAP TOMMY WILLIAMS | 7 | 2.66% | |
| TOM TOMENY | 1 | 0.38% | |
| Write-In Totals | 18 | 6.84% | |

OGD20

ATTORNEY GENERAL

Vote For 1

| | TOTAL | VOTE % |
|--------------------------|-------|--------|
| DEM RUDY J BAUTISTA | 117 | 44.49% |
| REP DEREK BROWN | 94 | 35.74% |
| LIB W. ANDREW MCCULLOUGH | 14 | 5.32% |
| UUP MICHELLE QUIST | 12 | 4.56% |
| AUSTIN HEPWORTH | 9 | 3.42% |

STATE AUDITOR AUDITOR

Vote For 1

| | TOTAL | VOTE % |
|-----------------------|-------|--------|
| DEM CATHERINE VOUTAZ | 117 | 44.49% |
| REP TINA CANNON | 99 | 37.64% |
| CON JEFFREY L. OSTLER | 22 | 8.36% |

STATE TREASURER

Vote For 1

| | TOTAL | VOTE % |
|-------------------|-------|--------|
| DEM NEIL A HANSEN | 117 | 44.49% |
| REP MARLO M. OAKS | 99 | 37.64% |
| UFP MILES POMEROY | 26 | 9.89% |

UTAH HOUSE DISTRICT 9

Vote For 1

| | TOTAL | VOTE % |
|----------------------|-------|--------|
| DEM ANGELA CHOBERKA | 124 | 47.15% |
| REP JAKE SAWYER | 102 | 38.78% |
| LIB JACOB K. JOHNSON | 21 | 7.98% |

COUNTY COMMISSION SEAT C

Vote For 1

| | TOTAL | VOTE % |
|------------------------|-------|--------|
| DEM STEVEN VAN WAGONER | 122 | 46.39% |
| REP JIM HARVEY | 97 | 36.88% |
| LIB BRIAN K ROWLEY | 28 | 10.65% |

COUNTY ASSESSOR

Vote For 1

| | TOTAL | VOTE % |
|----------------------|-------|--------|
| REP JOHN E. ULIBARRI | 164 | 62.36% |

COUNTY RECORDER / SURVEYOR

Vote For 1

| | TOTAL | VOTE % |
|-----------------------|-------|--------|
| REP BAHY RAHIMZADEGAN | 158 | 60.08% |

OGD20

COUNTY TREASURER

Vote For 1

| | TOTAL | VOTE % | |
|--------------------|-------|--------|---|
| REP LYNELLE JENSEN | 166 | 63.12% |  |

OGDEN SCHOOL BOARD DISTRICT 6

Vote For 1

| | TOTAL | VOTE % | |
|----------------|-------|--------|---|
| JENNIFER GENTA | 155 | 58.94% |  |

MATTHEW B. DURRANT

Vote For 1

| | TOTAL | VOTE % | |
|-----|-------|--------|---|
| Yes | 135 | 51.33% |  |
| No | 74 | 28.14% |  |

RYAN D. TENNEY

Vote For 1

| | TOTAL | VOTE % | |
|-----|-------|--------|--|
| Yes | 135 | 51.33% |  |
| No | 70 | 26.62% |  |

JOSEPH M. BEAN

Vote For 1

| | TOTAL | VOTE % | |
|-----|-------|--------|---|
| Yes | 127 | 48.29% |  |
| No | 76 | 28.90% |  |

RONALD G. RUSSELL

Vote For 1

| | TOTAL | VOTE % | |
|-----|-------|--------|---|
| Yes | 141 | 53.61% |  |
| No | 63 | 23.95% |  |

CRISTINA PATRICIA ORTEGA

Vote For 1

| | TOTAL | VOTE % | |
|-----|-------|--------|---|
| Yes | 158 | 60.08% |  |
| No | 51 | 19.39% |  |

CRAIG HALL

Vote For 1

| | TOTAL | VOTE % | |
|-----|-------|--------|---|
| Yes | 138 | 52.47% |  |
| No | 68 | 25.86% |  |

OGD20

MICHAEL DARIO DIREDA

Vote For 1

| | TOTAL | VOTE % | |
|-----|-------|--------|---|
| Yes | 138 | 52.47% |  |
| No | 69 | 26.24% |  |

TASHA WILLIAMS

Vote For 1

| | TOTAL | VOTE % | |
|-----|-------|--------|---|
| Yes | 161 | 61.22% |  |
| No | 45 | 17.11% |  |

CONSTITUTIONAL AMENDMENT B

Vote For 1

| | TOTAL | VOTE % | |
|---------|-------|--------|---|
| For | 152 | 57.79% |  |
| Against | 85 | 32.32% |  |

CONSTITUTIONAL AMENDMENT C

Vote For 1

| | TOTAL | VOTE % | |
|---------|-------|--------|---|
| For | 196 | 74.52% |  |
| Against | 42 | 15.97% |  |

BALLOT PROPOSITION 19

Vote For 1

| | TOTAL | VOTE % | |
|-----|-------|--------|---|
| Yes | 156 | 59.32% |  |
| No | 89 | 33.84% |  |

OGD21

Statistics TOTAL

| | |
|---------------------------|--------|
| Registered Voters - Total | 1,160 |
| Ballots Cast - Total | 869 |
| Voter Turnout - Total | 74.91% |

U.S. PRESIDENT / VICE PRESIDENT

Vote For 1

| | TOTAL | VOTE % | |
|-----------------------|-------|--------|--|
| DEM KAMALA D. HARRIS | 496 | 57.08% | |
| REP DONALD J. TRUMP | 333 | 38.32% | |
| GRN JILL STEIN | 9 | 1.04% | |
| LIB CHASE OLIVER | 6 | 0.69% | |
| CORNEL RONALD WEST | 3 | 0.35% | |
| CLAUDIA DE LA CRUZ | 3 | 0.35% | |
| LUCIFER "JUSTIN CASE" | 2 | 0.23% | |
| CON JOEL SKOUSEN | 2 | 0.23% | |
| Write-In Totals | 10 | 1.15% | |

U.S. SENATE

Vote For 1

| | TOTAL | VOTE % | |
|----------------------|-------|--------|--|
| DEM CAROLINE GLEICH | 456 | 52.47% | |
| REP JOHN CURTIS | 334 | 38.44% | |
| IAP CARLTON E. BOWEN | 34 | 3.91% | |
| Write-In Totals | 3 | 0.35% | |

U.S. HOUSE DISTRICT 1

Vote For 1

| | TOTAL | VOTE % | |
|----------------------|-------|--------|--|
| DEM BILL CAMPBELL | 430 | 49.48% | |
| REP BLAKE D. MOORE | 330 | 37.97% | |
| LIB DANIEL R. COTTAM | 42 | 4.83% | |

GOVERNOR / LT. GOVERNOR

Vote For 1

| | TOTAL | VOTE % | |
|----------------------|-------|--------|--|
| DEM BRIAN SMITH KING | 422 | 48.56% | |
| REP SPENCER J. COX | 322 | 37.05% | |
| LIB J. ROBERT LATHAM | 31 | 3.57% | |
| IAP TOMMY WILLIAMS | 17 | 1.96% | |
| TOM TOMENY | 4 | 0.46% | |
| Write-In Totals | 43 | 4.95% | |

OGD21

ATTORNEY GENERAL

Vote For 1

| | TOTAL | VOTE % |
|--------------------------|-------|--------|
| DEM RUDY J BAUTISTA | 405 | 46.61% |
| REP DEREK BROWN | 295 | 33.95% |
| UUP MICHELLE QUIST | 68 | 7.83% |
| LIB W. ANDREW MCCULLOUGH | 34 | 3.91% |
| AUSTIN HEPWORTH | 15 | 1.73% |

STATE AUDITOR AUDITOR

Vote For 1

| | TOTAL | VOTE % |
|-----------------------|-------|--------|
| DEM CATHERINE VOUTAZ | 441 | 50.75% |
| REP TINA CANNON | 328 | 37.74% |
| CON JEFFREY L. OSTLER | 36 | 4.14% |

STATE TREASURER

Vote For 1

| | TOTAL | VOTE % |
|-------------------|-------|--------|
| DEM NEIL A HANSEN | 401 | 46.14% |
| REP MARLO M. OAKS | 338 | 38.90% |
| UFP MILES POMEROY | 60 | 6.90% |

UTAH HOUSE DISTRICT 9

Vote For 1

| | TOTAL | VOTE % |
|----------------------|-------|--------|
| DEM ANGELA CHOBERKA | 499 | 57.42% |
| REP JAKE SAWYER | 298 | 34.29% |
| LIB JACOB K. JOHNSON | 27 | 3.11% |

COUNTY COMMISSION SEAT C

Vote For 1

| | TOTAL | VOTE % |
|------------------------|-------|--------|
| DEM STEVEN VAN WAGONER | 453 | 52.13% |
| REP JIM HARVEY | 309 | 35.56% |
| LIB BRIAN K ROWLEY | 51 | 5.87% |

COUNTY ASSESSOR

Vote For 1

| | TOTAL | VOTE % |
|----------------------|-------|--------|
| REP JOHN E. ULIBARRI | 511 | 58.80% |

COUNTY RECORDER / SURVEYOR

Vote For 1

| | TOTAL | VOTE % |
|-----------------------|-------|--------|
| REP BAHY RAHIMZADEGAN | 487 | 56.04% |

OGD21

COUNTY TREASURER

Vote For 1

| | TOTAL | VOTE % | |
|--------------------|-------|--------|--|
| REP LYNELLE JENSEN | 518 | 59.61% | |

MATTHEW B. DURRANT

Vote For 1

| | TOTAL | VOTE % | |
|-----|-------|--------|--|
| Yes | 482 | 55.47% | |
| No | 201 | 23.13% | |

RYAN D. TENNEY

Vote For 1

| | TOTAL | VOTE % | |
|-----|-------|--------|--|
| Yes | 482 | 55.47% | |
| No | 192 | 22.09% | |

JOSEPH M. BEAN

Vote For 1

| | TOTAL | VOTE % | |
|-----|-------|--------|--|
| Yes | 478 | 55.01% | |
| No | 194 | 22.32% | |

RONALD G. RUSSELL

Vote For 1

| | TOTAL | VOTE % | |
|-----|-------|--------|--|
| Yes | 503 | 57.88% | |
| No | 173 | 19.91% | |

CRISTINA PATRICIA ORTEGA

Vote For 1

| | TOTAL | VOTE % | |
|-----|-------|--------|--|
| Yes | 520 | 59.84% | |
| No | 166 | 19.10% | |

CRAIG HALL

Vote For 1

| | TOTAL | VOTE % | |
|-----|-------|--------|--|
| Yes | 470 | 54.09% | |
| No | 199 | 22.90% | |

MICHAEL DARIO DIREDA

Vote For 1

| | TOTAL | VOTE % | |
|-----|-------|--------|--|
| Yes | 493 | 56.73% | |
| No | 185 | 21.29% | |

OGD21

TASHA WILLIAMS

Vote For 1

| | TOTAL | VOTE % | |
|-----|-------|--------|---|
| Yes | 522 | 60.07% |  |
| No | 160 | 18.41% |  |

CONSTITUTIONAL AMENDMENT B

Vote For 1

| | TOTAL | VOTE % | |
|---------|-------|--------|---|
| For | 627 | 72.15% |  |
| Against | 171 | 19.68% |  |

CONSTITUTIONAL AMENDMENT C

Vote For 1

| | TOTAL | VOTE % | |
|---------|-------|--------|---|
| For | 677 | 77.91% |  |
| Against | 124 | 14.27% |  |

BALLOT PROPOSITION 19

Vote For 1

| | TOTAL | VOTE % | |
|-----|-------|--------|---|
| Yes | 596 | 68.58% |  |
| No | 212 | 24.40% |  |

OGD22

Statistics TOTAL

| | |
|---------------------------|--------|
| Registered Voters - Total | 645 |
| Ballots Cast - Total | 481 |
| Voter Turnout - Total | 74.57% |

U.S. PRESIDENT / VICE PRESIDENT

Vote For 1

| | TOTAL | VOTE % | |
|-----------------------|-------|--------|--|
| DEM KAMALA D. HARRIS | 271 | 56.34% | <div style="width: 56.34%;"><div style="width: 56.34%;"></div></div> |
| REP DONALD J. TRUMP | 180 | 37.42% | <div style="width: 37.42%;"><div style="width: 37.42%;"></div></div> |
| LIB CHASE OLIVER | 8 | 1.66% | <div style="width: 1.66%;"><div style="width: 1.66%;"></div></div> |
| GRN JILL STEIN | 5 | 1.04% | <div style="width: 1.04%;"><div style="width: 1.04%;"></div></div> |
| CLAUDIA DE LA CRUZ | 3 | 0.62% | <div style="width: 0.62%;"><div style="width: 0.62%;"></div></div> |
| CORNEL RONALD WEST | 2 | 0.42% | <div style="width: 0.42%;"><div style="width: 0.42%;"></div></div> |
| CON JOEL SKOUSEN | 2 | 0.42% | <div style="width: 0.42%;"><div style="width: 0.42%;"></div></div> |
| LUCIFER "JUSTIN CASE" | 0 | 0.00% | <div style="width: 0.00%;"><div style="width: 0.00%;"></div></div> |
| Write-In Totals | 5 | 1.04% | <div style="width: 1.04%;"><div style="width: 1.04%;"></div></div> |

U.S. SENATE

Vote For 1

| | TOTAL | VOTE % | |
|----------------------|-------|--------|--|
| DEM CAROLINE GLEICH | 256 | 53.22% | <div style="width: 53.22%;"><div style="width: 53.22%;"></div></div> |
| REP JOHN CURTIS | 174 | 36.17% | <div style="width: 36.17%;"><div style="width: 36.17%;"></div></div> |
| IAP CARLTON E. BOWEN | 29 | 6.03% | <div style="width: 6.03%;"><div style="width: 6.03%;"></div></div> |
| Write-In Totals | 1 | 0.21% | <div style="width: 0.21%;"><div style="width: 0.21%;"></div></div> |

U.S. HOUSE DISTRICT 1

Vote For 1

| | TOTAL | VOTE % | |
|----------------------|-------|--------|--|
| DEM BILL CAMPBELL | 236 | 49.06% | <div style="width: 49.06%;"><div style="width: 49.06%;"></div></div> |
| REP BLAKE D. MOORE | 188 | 39.09% | <div style="width: 39.09%;"><div style="width: 39.09%;"></div></div> |
| LIB DANIEL R. COTTAM | 28 | 5.82% | <div style="width: 5.82%;"><div style="width: 5.82%;"></div></div> |

GOVERNOR / LT. GOVERNOR

Vote For 1

| | TOTAL | VOTE % | |
|----------------------|-------|--------|--|
| DEM BRIAN SMITH KING | 222 | 46.15% | <div style="width: 46.15%;"><div style="width: 46.15%;"></div></div> |
| REP SPENCER J. COX | 175 | 36.38% | <div style="width: 36.38%;"><div style="width: 36.38%;"></div></div> |
| LIB J. ROBERT LATHAM | 28 | 5.82% | <div style="width: 5.82%;"><div style="width: 5.82%;"></div></div> |
| IAP TOMMY WILLIAMS | 15 | 3.12% | <div style="width: 3.12%;"><div style="width: 3.12%;"></div></div> |
| TOM TOMENY | 3 | 0.62% | <div style="width: 0.62%;"><div style="width: 0.62%;"></div></div> |
| Write-In Totals | 23 | 4.78% | <div style="width: 4.78%;"><div style="width: 4.78%;"></div></div> |

OGD22

ATTORNEY GENERAL

Vote For 1

| | TOTAL | VOTE % |
|--------------------------|-------|--------|
| DEM RUDY J BAUTISTA | 220 | 45.74% |
| REP DEREK BROWN | 155 | 32.22% |
| UUP MICHELLE QUIST | 42 | 8.73% |
| LIB W. ANDREW MCCULLOUGH | 27 | 5.61% |
| AUSTIN HEPWORTH | 10 | 2.08% |

STATE AUDITOR AUDITOR

Vote For 1

| | TOTAL | VOTE % |
|-----------------------|-------|--------|
| DEM CATHERINE VOUTAZ | 248 | 51.56% |
| REP TINA CANNON | 171 | 35.55% |
| CON JEFFREY L. OSTLER | 27 | 5.61% |

STATE TREASURER

Vote For 1

| | TOTAL | VOTE % |
|-------------------|-------|--------|
| DEM NEIL A HANSEN | 231 | 48.02% |
| REP MARLO M. OAKS | 170 | 35.34% |
| UFP MILES POMEROY | 42 | 8.73% |

UTAH HOUSE DISTRICT 9

Vote For 1

| | TOTAL | VOTE % |
|----------------------|-------|--------|
| DEM ANGELA CHOBERKA | 258 | 53.64% |
| REP JAKE SAWYER | 168 | 34.93% |
| LIB JACOB K. JOHNSON | 34 | 7.07% |

COUNTY COMMISSION SEAT C

Vote For 1

| | TOTAL | VOTE % |
|------------------------|-------|--------|
| DEM STEVEN VAN WAGONER | 251 | 52.18% |
| REP JIM HARVEY | 166 | 34.51% |
| LIB BRIAN K ROWLEY | 40 | 8.32% |

COUNTY ASSESSOR

Vote For 1

| | TOTAL | VOTE % |
|----------------------|-------|--------|
| REP JOHN E. ULIBARRI | 312 | 64.86% |

COUNTY RECORDER / SURVEYOR

Vote For 1

| | TOTAL | VOTE % |
|-----------------------|-------|--------|
| REP BAHY RAHIMZADEGAN | 293 | 60.91% |

OGD22

COUNTY TREASURER

Vote For 1

| | TOTAL | VOTE % | |
|--------------------|-------|--------|--|
| REP LYNELLE JENSEN | 305 | 63.41% | |

MATTHEW B. DURRANT

Vote For 1

| | TOTAL | VOTE % | |
|-----|-------|--------|--|
| Yes | 259 | 53.85% | |
| No | 128 | 26.61% | |

RYAN D. TENNEY

Vote For 1

| | TOTAL | VOTE % | |
|-----|-------|--------|--|
| Yes | 261 | 54.26% | |
| No | 116 | 24.12% | |

JOSEPH M. BEAN

Vote For 1

| | TOTAL | VOTE % | |
|-----|-------|--------|--|
| Yes | 254 | 52.81% | |
| No | 115 | 23.91% | |

RONALD G. RUSSELL

Vote For 1

| | TOTAL | VOTE % | |
|-----|-------|--------|--|
| Yes | 267 | 55.51% | |
| No | 109 | 22.66% | |

CRISTINA PATRICIA ORTEGA

Vote For 1

| | TOTAL | VOTE % | |
|-----|-------|--------|--|
| Yes | 287 | 59.67% | |
| No | 99 | 20.58% | |

CRAIG HALL

Vote For 1

| | TOTAL | VOTE % | |
|-----|-------|--------|--|
| Yes | 252 | 52.39% | |
| No | 120 | 24.95% | |

MICHAEL DARIO DIREDA

Vote For 1

| | TOTAL | VOTE % | |
|-----|-------|--------|--|
| Yes | 278 | 57.80% | |
| No | 97 | 20.17% | |

OGD22

TASHA WILLIAMS

Vote For 1

| | TOTAL | VOTE % | |
|-----|-------|--------|---|
| Yes | 291 | 60.50% |  |
| No | 85 | 17.67% |  |

CONSTITUTIONAL AMENDMENT B

Vote For 1

| | TOTAL | VOTE % | |
|---------|-------|--------|---|
| For | 324 | 67.36% |  |
| Against | 113 | 23.49% |  |

CONSTITUTIONAL AMENDMENT C

Vote For 1

| | TOTAL | VOTE % | |
|---------|-------|--------|---|
| For | 374 | 77.75% |  |
| Against | 64 | 13.31% |  |

BALLOT PROPOSITION 19

Vote For 1

| | TOTAL | VOTE % | |
|-----|-------|--------|---|
| Yes | 340 | 70.69% |  |
| No | 100 | 20.79% |  |

OGD23

Statistics TOTAL

| | |
|---------------------------|--------|
| Registered Voters - Total | 924 |
| Ballots Cast - Total | 769 |
| Voter Turnout - Total | 83.23% |

U.S. PRESIDENT / VICE PRESIDENT

Vote For 1

| | TOTAL | VOTE % | |
|-----------------------|-------|--------|--|
| DEM KAMALA D. HARRIS | 401 | 52.15% | |
| REP DONALD J. TRUMP | 331 | 43.04% | |
| LIB CHASE OLIVER | 9 | 1.17% | |
| GRN JILL STEIN | 7 | 0.91% | |
| CLAUDIA DE LA CRUZ | 6 | 0.78% | |
| LUCIFER "JUSTIN CASE" | 3 | 0.39% | |
| CON JOEL SKOUSEN | 2 | 0.26% | |
| CORNEL RONALD WEST | 1 | 0.13% | |
| Write-In Totals | 5 | 0.65% | |

U.S. SENATE

Vote For 1

| | TOTAL | VOTE % | |
|----------------------|-------|--------|--|
| DEM CAROLINE GLEICH | 376 | 48.89% | |
| REP JOHN CURTIS | 312 | 40.57% | |
| IAP CARLTON E. BOWEN | 49 | 6.37% | |
| Write-In Totals | 4 | 0.52% | |

U.S. HOUSE DISTRICT 1

Vote For 1

| | TOTAL | VOTE % | |
|----------------------|-------|--------|--|
| DEM BILL CAMPBELL | 356 | 46.29% | |
| REP BLAKE D. MOORE | 314 | 40.83% | |
| LIB DANIEL R. COTTAM | 54 | 7.02% | |

GOVERNOR / LT. GOVERNOR

Vote For 1

| | TOTAL | VOTE % | |
|----------------------|-------|--------|--|
| DEM BRIAN SMITH KING | 321 | 41.74% | |
| REP SPENCER J. COX | 297 | 38.62% | |
| LIB J. ROBERT LATHAM | 39 | 5.07% | |
| IAP TOMMY WILLIAMS | 18 | 2.34% | |
| TOM TOMENY | 1 | 0.13% | |
| Write-In Totals | 71 | 9.23% | |

OGD23

ATTORNEY GENERAL

Vote For 1

| | TOTAL | VOTE % |
|--------------------------|-------|--------|
| DEM RUDY J BAUTISTA | 333 | 43.30% |
| REP DEREK BROWN | 280 | 36.41% |
| UUP MICHELLE QUIST | 44 | 5.72% |
| LIB W. ANDREW MCCULLOUGH | 42 | 5.46% |
| AUSTIN HEPWORTH | 23 | 2.99% |

STATE AUDITOR AUDITOR

Vote For 1

| | TOTAL | VOTE % |
|-----------------------|-------|--------|
| DEM CATHERINE VOUTAZ | 351 | 45.64% |
| REP TINA CANNON | 331 | 43.04% |
| CON JEFFREY L. OSTLER | 34 | 4.42% |

STATE TREASURER

Vote For 1

| | TOTAL | VOTE % |
|-------------------|-------|--------|
| DEM NEIL A HANSEN | 337 | 43.82% |
| REP MARLO M. OAKS | 322 | 41.87% |
| UFP MILES POMEROY | 52 | 6.76% |

UTAH SENATE DISTRICT 3

Vote For 1

| | TOTAL | VOTE % |
|---------------------|-------|--------|
| DEM STACY BERNAL | 423 | 55.01% |
| REP JOHN D. JOHNSON | 306 | 39.79% |

UTAH HOUSE DISTRICT 8

Vote For 1

| | TOTAL | VOTE % |
|------------------|-------|--------|
| REP JASON B KYLE | 432 | 56.18% |

COUNTY COMMISSION SEAT C

Vote For 1

| | TOTAL | VOTE % |
|------------------------|-------|--------|
| DEM STEVEN VAN WAGONER | 375 | 48.76% |
| REP JIM HARVEY | 287 | 37.32% |
| LIB BRIAN K ROWLEY | 61 | 7.93% |

COUNTY ASSESSOR

Vote For 1

| | TOTAL | VOTE % |
|----------------------|-------|--------|
| REP JOHN E. ULIBARRI | 474 | 61.64% |

OGD23

COUNTY RECORDER / SURVEYOR

Vote For 1

| | TOTAL | VOTE % | |
|-----------------------|-------|--------|--|
| REP BAHY RAHIMZADEGAN | 467 | 60.73% | |

COUNTY TREASURER

Vote For 1

| | TOTAL | VOTE % | |
|--------------------|-------|--------|--|
| REP LYNELLE JENSEN | 477 | 62.03% | |

MATTHEW B. DURRANT

Vote For 1

| | TOTAL | VOTE % | |
|-----|-------|--------|--|
| Yes | 399 | 51.89% | |
| No | 201 | 26.14% | |

RYAN D. TENNEY

Vote For 1

| | TOTAL | VOTE % | |
|-----|-------|--------|--|
| Yes | 401 | 52.15% | |
| No | 182 | 23.67% | |

JOSEPH M. BEAN

Vote For 1

| | TOTAL | VOTE % | |
|-----|-------|--------|--|
| Yes | 397 | 51.63% | |
| No | 192 | 24.97% | |

RONALD G. RUSSELL

Vote For 1

| | TOTAL | VOTE % | |
|-----|-------|--------|--|
| Yes | 415 | 53.97% | |
| No | 172 | 22.37% | |

CRISTINA PATRICIA ORTEGA

Vote For 1

| | TOTAL | VOTE % | |
|-----|-------|--------|--|
| Yes | 432 | 56.18% | |
| No | 158 | 20.55% | |

CRAIG HALL

Vote For 1

| | TOTAL | VOTE % | |
|-----|-------|--------|--|
| Yes | 386 | 50.20% | |
| No | 196 | 25.49% | |

OGD23

MICHAEL DARIO DIREDA

Vote For 1

| | TOTAL | VOTE % | |
|-----|-------|--------|--|
| Yes | 423 | 55.01% | |
| No | 165 | 21.46% | |

TASHA WILLIAMS

Vote For 1

| | TOTAL | VOTE % | |
|-----|-------|--------|--|
| Yes | 451 | 58.65% | |
| No | 140 | 18.21% | |

CONSTITUTIONAL AMENDMENT B

Vote For 1

| | TOTAL | VOTE % | |
|---------|-------|--------|--|
| For | 499 | 64.89% | |
| Against | 210 | 27.31% | |

CONSTITUTIONAL AMENDMENT C

Vote For 1

| | TOTAL | VOTE % | |
|---------|-------|--------|--|
| For | 571 | 74.25% | |
| Against | 136 | 17.69% | |

BALLOT PROPOSITION 19

Vote For 1

| | TOTAL | VOTE % | |
|-----|-------|--------|--|
| Yes | 537 | 69.83% | |
| No | 197 | 25.62% | |

OGD24

Statistics TOTAL

| | |
|---------------------------|--------|
| Registered Voters - Total | 1,099 |
| Ballots Cast - Total | 833 |
| Voter Turnout - Total | 75.80% |

U.S. PRESIDENT / VICE PRESIDENT

Vote For 1

| | TOTAL | VOTE % | |
|-----------------------|-------|--------|---|
| DEM KAMALA D. HARRIS | 476 | 57.14% | <div style="width: 57.14%; background-color: #FFD700;"></div> |
| REP DONALD J. TRUMP | 311 | 37.33% | <div style="width: 37.33%; background-color: #FFD700;"></div> |
| GRN JILL STEIN | 8 | 0.96% | <div style="width: 0.96%; background-color: #FFD700;"></div> |
| LIB CHASE OLIVER | 8 | 0.96% | <div style="width: 0.96%; background-color: #FFD700;"></div> |
| CLAUDIA DE LA CRUZ | 5 | 0.60% | <div style="width: 0.60%; background-color: #FFD700;"></div> |
| CORNEL RONALD WEST | 4 | 0.48% | <div style="width: 0.48%; background-color: #FFD700;"></div> |
| CON JOEL SKOUSEN | 4 | 0.48% | <div style="width: 0.48%; background-color: #FFD700;"></div> |
| LUCIFER "JUSTIN CASE" | 3 | 0.36% | <div style="width: 0.36%; background-color: #FFD700;"></div> |
| Write-In Totals | 4 | 0.48% | <div style="width: 0.48%; background-color: #FFD700;"></div> |

U.S. SENATE

Vote For 1

| | TOTAL | VOTE % | |
|----------------------|-------|--------|---|
| DEM CAROLINE GLEICH | 439 | 52.70% | <div style="width: 52.70%; background-color: #FFD700;"></div> |
| REP JOHN CURTIS | 293 | 35.17% | <div style="width: 35.17%; background-color: #FFD700;"></div> |
| IAP CARLTON E. BOWEN | 49 | 5.88% | <div style="width: 5.88%; background-color: #FFD700;"></div> |
| Write-In Totals | 7 | 0.84% | <div style="width: 0.84%; background-color: #FFD700;"></div> |

U.S. HOUSE DISTRICT 1

Vote For 1

| | TOTAL | VOTE % | |
|----------------------|-------|--------|---|
| DEM BILL CAMPBELL | 406 | 48.74% | <div style="width: 48.74%; background-color: #FFD700;"></div> |
| REP BLAKE D. MOORE | 313 | 37.58% | <div style="width: 37.58%; background-color: #FFD700;"></div> |
| LIB DANIEL R. COTTAM | 51 | 6.12% | <div style="width: 6.12%; background-color: #FFD700;"></div> |

GOVERNOR / LT. GOVERNOR

Vote For 1

| | TOTAL | VOTE % | |
|----------------------|-------|--------|---|
| DEM BRIAN SMITH KING | 401 | 48.14% | <div style="width: 48.14%; background-color: #FFD700;"></div> |
| REP SPENCER J. COX | 300 | 36.01% | <div style="width: 36.01%; background-color: #FFD700;"></div> |
| LIB J. ROBERT LATHAM | 38 | 4.56% | <div style="width: 4.56%; background-color: #FFD700;"></div> |
| IAP TOMMY WILLIAMS | 13 | 1.56% | <div style="width: 1.56%; background-color: #FFD700;"></div> |
| TOM TOMENY | 6 | 0.72% | <div style="width: 0.72%; background-color: #FFD700;"></div> |
| Write-In Totals | 49 | 5.88% | <div style="width: 5.88%; background-color: #FFD700;"></div> |

OGD24

ATTORNEY GENERAL

Vote For 1

| | TOTAL | VOTE % |
|--------------------------|-------|--------|
| DEM RUDY J BAUTISTA | 358 | 42.98% |
| REP DEREK BROWN | 257 | 30.85% |
| UUP MICHELLE QUIST | 82 | 9.84% |
| LIB W. ANDREW MCCULLOUGH | 57 | 6.84% |
| AUSTIN HEPWORTH | 39 | 4.68% |

STATE AUDITOR AUDITOR

Vote For 1

| | TOTAL | VOTE % |
|-----------------------|-------|--------|
| DEM CATHERINE VOUTAZ | 418 | 50.18% |
| REP TINA CANNON | 298 | 35.77% |
| CON JEFFREY L. OSTLER | 53 | 6.36% |

STATE TREASURER

Vote For 1

| | TOTAL | VOTE % |
|-------------------|-------|--------|
| DEM NEIL A HANSEN | 381 | 45.74% |
| REP MARLO M. OAKS | 317 | 38.06% |
| UFP MILES POMEROY | 77 | 9.24% |

UTAH HOUSE DISTRICT 9

Vote For 1

| | TOTAL | VOTE % |
|----------------------|-------|--------|
| DEM ANGELA CHOBERKA | 474 | 56.90% |
| REP JAKE SAWYER | 274 | 32.89% |
| LIB JACOB K. JOHNSON | 49 | 5.88% |

COUNTY COMMISSION SEAT C

Vote For 1

| | TOTAL | VOTE % |
|------------------------|-------|--------|
| DEM STEVEN VAN WAGONER | 456 | 54.74% |
| REP JIM HARVEY | 265 | 31.81% |
| LIB BRIAN K ROWLEY | 64 | 7.68% |

COUNTY ASSESSOR

Vote For 1

| | TOTAL | VOTE % |
|----------------------|-------|--------|
| REP JOHN E. ULIBARRI | 532 | 63.87% |

COUNTY RECORDER / SURVEYOR

Vote For 1

| | TOTAL | VOTE % |
|-----------------------|-------|--------|
| REP BAHY RAHIMZADEGAN | 500 | 60.02% |

OGD24

COUNTY TREASURER

Vote For 1

| | TOTAL | VOTE % | |
|--------------------|-------|--------|--|
| REP LYNELLE JENSEN | 535 | 64.23% | |

MATTHEW B. DURRANT

Vote For 1

| | TOTAL | VOTE % | |
|-----|-------|--------|--|
| Yes | 474 | 56.90% | |
| No | 197 | 23.65% | |

RYAN D. TENNEY

Vote For 1

| | TOTAL | VOTE % | |
|-----|-------|--------|--|
| Yes | 471 | 56.54% | |
| No | 186 | 22.33% | |

JOSEPH M. BEAN

Vote For 1

| | TOTAL | VOTE % | |
|-----|-------|--------|--|
| Yes | 474 | 56.90% | |
| No | 181 | 21.73% | |

RONALD G. RUSSELL

Vote For 1

| | TOTAL | VOTE % | |
|-----|-------|--------|--|
| Yes | 480 | 57.62% | |
| No | 172 | 20.65% | |

CRISTINA PATRICIA ORTEGA

Vote For 1

| | TOTAL | VOTE % | |
|-----|-------|--------|--|
| Yes | 506 | 60.74% | |
| No | 161 | 19.33% | |

CRAIG HALL

Vote For 1

| | TOTAL | VOTE % | |
|-----|-------|--------|--|
| Yes | 445 | 53.42% | |
| No | 202 | 24.25% | |

MICHAEL DARIO DIREDA

Vote For 1

| | TOTAL | VOTE % | |
|-----|-------|--------|--|
| Yes | 489 | 58.70% | |
| No | 168 | 20.17% | |

OGD24

TASHA WILLIAMS

Vote For 1

| | TOTAL | VOTE % | |
|-----|-------|--------|---|
| Yes | 519 | 62.30% |  |
| No | 140 | 16.81% |  |

CONSTITUTIONAL AMENDMENT B

Vote For 1

| | TOTAL | VOTE % | |
|---------|-------|--------|---|
| For | 602 | 72.27% |  |
| Against | 177 | 21.25% |  |

CONSTITUTIONAL AMENDMENT C

Vote For 1

| | TOTAL | VOTE % | |
|---------|-------|--------|---|
| For | 633 | 75.99% |  |
| Against | 140 | 16.81% |  |

BALLOT PROPOSITION 19

Vote For 1

| | TOTAL | VOTE % | |
|-----|-------|--------|---|
| Yes | 600 | 72.03% |  |
| No | 189 | 22.69% |  |

OGD25

Statistics TOTAL

| | |
|---------------------------|--------|
| Registered Voters - Total | 785 |
| Ballots Cast - Total | 670 |
| Voter Turnout - Total | 85.35% |

U.S. PRESIDENT / VICE PRESIDENT

Vote For 1

| | TOTAL | VOTE % | |
|-----------------------|-------|--------|---|
| DEM KAMALA D. HARRIS | 394 | 58.81% | <div style="width: 58.81%; height: 10px; background-color: #ffc107;"></div> |
| REP DONALD J. TRUMP | 244 | 36.42% | <div style="width: 36.42%; height: 10px; background-color: #ffc107;"></div> |
| LIB CHASE OLIVER | 9 | 1.34% | <div style="width: 1.34%; height: 10px; background-color: #ffc107;"></div> |
| GRN JILL STEIN | 6 | 0.90% | <div style="width: 0.90%; height: 10px; background-color: #ffc107;"></div> |
| CORNEL RONALD WEST | 3 | 0.45% | <div style="width: 0.45%; height: 10px; background-color: #ffc107;"></div> |
| LUCIFER "JUSTIN CASE" | 3 | 0.45% | <div style="width: 0.45%; height: 10px; background-color: #ffc107;"></div> |
| CLAUDIA DE LA CRUZ | 3 | 0.45% | <div style="width: 0.45%; height: 10px; background-color: #ffc107;"></div> |
| CON JOEL SKOUSEN | 1 | 0.15% | <div style="width: 0.15%; height: 10px; background-color: #ffc107;"></div> |
| Write-In Totals | 4 | 0.60% | <div style="width: 0.60%; height: 10px; background-color: #ffc107;"></div> |

U.S. SENATE

Vote For 1

| | TOTAL | VOTE % | |
|----------------------|-------|--------|---|
| DEM CAROLINE GLEICH | 362 | 54.03% | <div style="width: 54.03%; height: 10px; background-color: #ffc107;"></div> |
| REP JOHN CURTIS | 250 | 37.31% | <div style="width: 37.31%; height: 10px; background-color: #ffc107;"></div> |
| IAP CARLTON E. BOWEN | 32 | 4.78% | <div style="width: 4.78%; height: 10px; background-color: #ffc107;"></div> |
| Write-In Totals | 3 | 0.45% | <div style="width: 0.45%; height: 10px; background-color: #ffc107;"></div> |

U.S. HOUSE DISTRICT 1

Vote For 1

| | TOTAL | VOTE % | |
|----------------------|-------|--------|---|
| DEM BILL CAMPBELL | 344 | 51.34% | <div style="width: 51.34%; height: 10px; background-color: #ffc107;"></div> |
| REP BLAKE D. MOORE | 258 | 38.51% | <div style="width: 38.51%; height: 10px; background-color: #ffc107;"></div> |
| LIB DANIEL R. COTTAM | 33 | 4.93% | <div style="width: 4.93%; height: 10px; background-color: #ffc107;"></div> |

GOVERNOR / LT. GOVERNOR






Vote For 1

| | TOTAL | VOTE % | |
|----------------------|-------|--------|---|
| DEM BRIAN SMITH KING | 322 | 48.06% | <div style="width: 48.06%; height: 10px; background-color: #ffc107;"></div> |
| REP SPENCER J. COX | 234 | 34.93% | <div style="width: 34.93%; height: 10px; background-color: #ffc107;"></div> |
| LIB J. ROBERT LATHAM | 31 | 4.63% | <div style="width: 4.63%; height: 10px; background-color: #ffc107;"></div> |
| IAP TOMMY WILLIAMS | 13 | 1.94% | <div style="width: 1.94%; height: 10px; background-color: #ffc107;"></div> |
| TOM TOMENY | 1 | 0.15% | <div style="width: 0.15%; height: 10px; background-color: #ffc107;"></div> |
| Write-In Totals | 51 | 7.61% | <div style="width: 7.61%; height: 10px; background-color: #ffc107;"></div> |

OGD25


ATTORNEY GENERAL

Vote For 1

| | TOTAL | VOTE % | |
|--------------------------|-------|--------|---|
| DEM RUDY J BAUTISTA | 315 | 47.01% |  |
| REP DEREK BROWN | 215 | 32.09% |  |
| UUP MICHELLE QUIST | 55 | 8.21% |  |
| LIB W. ANDREW MCCULLOUGH | 38 | 5.67% |  |
| AUSTIN HEPWORTH | 23 | 3.43% |  |




STATE AUDITOR AUDITOR

Vote For 1

| | TOTAL | VOTE % | |
|-----------------------|-------|--------|---|
| DEM CATHERINE VOUTAZ | 359 | 53.58% |  |
| REP TINA CANNON | 239 | 35.67% |  |
| CON JEFFREY L. OSTLER | 34 | 5.07% |  |


STATE TREASURER

Vote For 1

| | TOTAL | VOTE % | |
|-------------------|-------|--------|---|
| DEM NEIL A HANSEN | 322 | 48.06% |  |
| REP MARLO M. OAKS | 264 | 39.40% |  |
| UFP MILES POMEROY | 42 | 6.27% |  |




UTAH HOUSE DISTRICT 8

Vote For 1

| | TOTAL | VOTE % | |
|------------------|-------|--------|---|
| REP JASON B KYLE | 379 | 56.57% |  |

COUNTY COMMISSION SEAT C

Vote For 1

| | TOTAL | VOTE % | |
|------------------------|-------|--------|---|
| DEM STEVEN VAN WAGONER | 370 | 55.22% |  |
| REP JIM HARVEY | 223 | 33.28% |  |
| LIB BRIAN K ROWLEY | 49 | 7.31% |  |


COUNTY ASSESSOR

Vote For 1

| | TOTAL | VOTE % | |
|----------------------|-------|--------|---|
| REP JOHN E. ULIBARRI | 421 | 62.84% |  |

COUNTY RECORDER / SURVEYOR

Vote For 1

| | TOTAL | VOTE % | |
|-----------------------|-------|--------|---|
| REP BAHY RAHIMZADEGAN | 417 | 62.24% |  |

OGD25

COUNTY TREASURER

Vote For 1

| | TOTAL | VOTE % | |
|--------------------|-------|--------|---|
| REP LYNELLE JENSEN | 432 | 64.48% |  |

MATTHEW B. DURRANT

Vote For 1

| | TOTAL | VOTE % | |
|-----|-------|--------|---|
| Yes | 378 | 56.42% |  |
| No | 160 | 23.88% |  |


RYAN D. TENNEY

Vote For 1

| | TOTAL | VOTE % | |
|-----|-------|--------|---|
| Yes | 382 | 57.01% |  |
| No | 148 | 22.09% |  |


JOSEPH M. BEAN

Vote For 1

| | TOTAL | VOTE % | |
|-----|-------|--------|---|
| Yes | 369 | 55.07% |  |
| No | 166 | 24.78% |  |


RONALD G. RUSSELL

Vote For 1

| | TOTAL | VOTE % | |
|-----|-------|--------|---|
| Yes | 401 | 59.85% |  |
| No | 135 | 20.15% |  |


CRISTINA PATRICIA ORTEGA

Vote For 1

| | TOTAL | VOTE % | |
|-----|-------|--------|---|
| Yes | 404 | 60.30% |  |
| No | 132 | 19.70% |  |


CRAIG HALL

Vote For 1

| | TOTAL | VOTE % | |
|-----|-------|--------|---|
| Yes | 368 | 54.93% |  |
| No | 166 | 24.78% |  |

MICHAEL DARIO DIREDA

Vote For 1

| | TOTAL | VOTE % | |
|-----|-------|--------|---|
| Yes | 397 | 59.25% |  |
| No | 138 | 20.60% |  |

OGD25

TASHA WILLIAMS

Vote For 1

| | TOTAL | VOTE % | |
|-----|-------|--------|---|
| Yes | 412 | 61.49% |  |
| No | 127 | 18.96% |  |

CONSTITUTIONAL AMENDMENT B

Vote For 1

| | TOTAL | VOTE % | |
|---------|-------|--------|---|
| For | 462 | 68.96% |  |
| Against | 167 | 24.93% |  |

CONSTITUTIONAL AMENDMENT C

Vote For 1

| | TOTAL | VOTE % | |
|---------|-------|--------|---|
| For | 514 | 76.72% |  |
| Against | 114 | 17.01% |  |

BALLOT PROPOSITION 19

Vote For 1

| | TOTAL | VOTE % | |
|-----|-------|--------|---|
| Yes | 489 | 72.99% |  |
| No | 149 | 22.24% |  |

OGD26

Statistics TOTAL

| | |
|---------------------------|--------|
| Registered Voters - Total | 629 |
| Ballots Cast - Total | 555 |
| Voter Turnout - Total | 88.24% |

U.S. PRESIDENT / VICE PRESIDENT

Vote For 1

| | TOTAL | VOTE % | |
|-----------------------|-------|--------|---|
| DEM KAMALA D. HARRIS | 322 | 58.02% | <div style="width: 58.02%; height: 10px; background-color: #ffc107;"></div> |
| REP DONALD J. TRUMP | 196 | 35.32% | <div style="width: 35.32%; height: 10px; background-color: #ffc107;"></div> |
| GRN JILL STEIN | 12 | 2.16% | <div style="width: 2.16%; height: 10px; background-color: #ffc107;"></div> |
| LIB CHASE OLIVER | 6 | 1.08% | <div style="width: 1.08%; height: 10px; background-color: #ffc107;"></div> |
| CON JOEL SKOUSEN | 4 | 0.72% | <div style="width: 0.72%; height: 10px; background-color: #ffc107;"></div> |
| LUCIFER "JUSTIN CASE" | 1 | 0.18% | <div style="width: 0.18%; height: 10px; background-color: #ffc107;"></div> |
| CLAUDIA DE LA CRUZ | 1 | 0.18% | <div style="width: 0.18%; height: 10px; background-color: #ffc107;"></div> |
| CORNEL RONALD WEST | 0 | 0.00% | <div style="width: 0.00%; height: 10px; background-color: #ffc107;"></div> |
| Write-In Totals | 6 | 1.08% | <div style="width: 1.08%; height: 10px; background-color: #ffc107;"></div> |

U.S. SENATE

Vote For 1

| | TOTAL | VOTE % | |
|----------------------|-------|--------|---|
| DEM CAROLINE GLEICH | 301 | 54.23% | <div style="width: 54.23%; height: 10px; background-color: #ffc107;"></div> |
| REP JOHN CURTIS | 216 | 38.92% | <div style="width: 38.92%; height: 10px; background-color: #ffc107;"></div> |
| IAP CARLTON E. BOWEN | 18 | 3.24% | <div style="width: 3.24%; height: 10px; background-color: #ffc107;"></div> |
| Write-In Totals | 0 | 0.00% | <div style="width: 0.00%; height: 10px; background-color: #ffc107;"></div> |

U.S. HOUSE DISTRICT 1

Vote For 1

| | TOTAL | VOTE % | |
|----------------------|-------|--------|---|
| DEM BILL CAMPBELL | 282 | 50.81% | <div style="width: 50.81%; height: 10px; background-color: #ffc107;"></div> |
| REP BLAKE D. MOORE | 226 | 40.72% | <div style="width: 40.72%; height: 10px; background-color: #ffc107;"></div> |
| LIB DANIEL R. COTTAM | 26 | 4.68% | <div style="width: 4.68%; height: 10px; background-color: #ffc107;"></div> |

GOVERNOR / LT. GOVERNOR

Vote For 1

| | TOTAL | VOTE % | |
|----------------------|-------|--------|---|
| DEM BRIAN SMITH KING | 261 | 47.03% | <div style="width: 47.03%; height: 10px; background-color: #ffc107;"></div> |
| REP SPENCER J. COX | 218 | 39.28% | <div style="width: 39.28%; height: 10px; background-color: #ffc107;"></div> |
| LIB J. ROBERT LATHAM | 24 | 4.32% | <div style="width: 4.32%; height: 10px; background-color: #ffc107;"></div> |
| IAP TOMMY WILLIAMS | 9 | 1.62% | <div style="width: 1.62%; height: 10px; background-color: #ffc107;"></div> |
| TOM TOMENY | 1 | 0.18% | <div style="width: 0.18%; height: 10px; background-color: #ffc107;"></div> |
| Write-In Totals | 32 | 5.77% | <div style="width: 5.77%; height: 10px; background-color: #ffc107;"></div> |

OGD26

ATTORNEY GENERAL

Vote For 1

| | TOTAL | VOTE % |
|--------------------------|-------|--------|
| DEM RUDY J BAUTISTA | 251 | 45.23% |
| REP DEREK BROWN | 193 | 34.77% |
| UUP MICHELLE QUIST | 47 | 8.47% |
| LIB W. ANDREW MCCULLOUGH | 29 | 5.23% |
| AUSTIN HEPWORTH | 8 | 1.44% |

STATE AUDITOR AUDITOR

Vote For 1

| | TOTAL | VOTE % |
|-----------------------|-------|--------|
| DEM CATHERINE VOUTAZ | 282 | 50.81% |
| REP TINA CANNON | 207 | 37.30% |
| CON JEFFREY L. OSTLER | 28 | 5.04% |

STATE TREASURER

Vote For 1

| | TOTAL | VOTE % |
|-------------------|-------|--------|
| DEM NEIL A HANSEN | 268 | 48.29% |
| REP MARLO M. OAKS | 215 | 38.74% |
| UFP MILES POMEROY | 32 | 5.77% |

UTAH SENATE DISTRICT 3

Vote For 1

| | TOTAL | VOTE % |
|---------------------|-------|--------|
| DEM STACY BERNAL | 328 | 59.10% |
| REP JOHN D. JOHNSON | 201 | 36.22% |

UTAH HOUSE DISTRICT 8

Vote For 1

| | TOTAL | VOTE % |
|------------------|-------|--------|
| REP JASON B KYLE | 297 | 53.51% |

COUNTY COMMISSION SEAT C

Vote For 1

| | TOTAL | VOTE % |
|------------------------|-------|--------|
| DEM STEVEN VAN WAGONER | 288 | 51.89% |
| REP JIM HARVEY | 193 | 34.77% |
| LIB BRIAN K ROWLEY | 37 | 6.67% |

COUNTY ASSESSOR

Vote For 1

| | TOTAL | VOTE % |
|----------------------|-------|--------|
| REP JOHN E. ULIBARRI | 341 | 61.44% |

OGD26

COUNTY RECORDER / SURVEYOR

Vote For 1

| | TOTAL | VOTE % | |
|-----------------------|-------|--------|--|
| REP BAHY RAHIMZADEGAN | 335 | 60.36% | |

COUNTY TREASURER

Vote For 1

| | TOTAL | VOTE % | |
|--------------------|-------|--------|--|
| REP LYNELLE JENSEN | 340 | 61.26% | |

MATTHEW B. DURRANT

Vote For 1

| | TOTAL | VOTE % | |
|-----|-------|--------|--|
| Yes | 323 | 58.20% | |
| No | 102 | 18.38% | |

RYAN D. TENNEY

Vote For 1

| | TOTAL | VOTE % | |
|-----|-------|--------|--|
| Yes | 324 | 58.38% | |
| No | 95 | 17.12% | |

JOSEPH M. BEAN

Vote For 1

| | TOTAL | VOTE % | |
|-----|-------|--------|--|
| Yes | 324 | 58.38% | |
| No | 98 | 17.66% | |

RONALD G. RUSSELL

Vote For 1

| | TOTAL | VOTE % | |
|-----|-------|--------|--|
| Yes | 328 | 59.10% | |
| No | 94 | 16.94% | |

CRISTINA PATRICIA ORTEGA

Vote For 1

| | TOTAL | VOTE % | |
|-----|-------|--------|--|
| Yes | 334 | 60.18% | |
| No | 91 | 16.40% | |

CRAIG HALL

Vote For 1

| | TOTAL | VOTE % | |
|-----|-------|--------|--|
| Yes | 310 | 55.86% | |
| No | 110 | 19.82% | |

OGD26

MICHAEL DARIO DIREDA

Vote For 1

| | TOTAL | VOTE % | |
|-----|-------|--------|---|
| Yes | 334 | 60.18% |  |
| No | 93 | 16.76% |  |

TASHA WILLIAMS

Vote For 1

| | TOTAL | VOTE % | |
|-----|-------|--------|---|
| Yes | 352 | 63.42% |  |
| No | 73 | 13.15% |  |

CONSTITUTIONAL AMENDMENT B

Vote For 1

| | TOTAL | VOTE % | |
|---------|-------|--------|---|
| For | 376 | 67.75% |  |
| Against | 147 | 26.49% |  |

CONSTITUTIONAL AMENDMENT C

Vote For 1

| | TOTAL | VOTE % | |
|---------|-------|--------|---|
| For | 414 | 74.59% |  |
| Against | 104 | 18.74% |  |

BALLOT PROPOSITION 19

Vote For 1

| | TOTAL | VOTE % | |
|-----|-------|--------|---|
| Yes | 419 | 75.50% |  |
| No | 112 | 20.18% |  |

OGD27

Statistics TOTAL

| | |
|---------------------------|--------|
| Registered Voters - Total | 497 |
| Ballots Cast - Total | 359 |
| Voter Turnout - Total | 72.23% |

U.S. PRESIDENT / VICE PRESIDENT

Vote For 1

| | TOTAL | VOTE % | |
|-----------------------|-------|--------|--|
| DEM KAMALA D. HARRIS | 187 | 52.09% | <div style="width: 52.09%;"><div style="width: 52.09%;"></div></div> |
| REP DONALD J. TRUMP | 150 | 41.78% | <div style="width: 41.78%;"><div style="width: 41.78%;"></div></div> |
| LIB CHASE OLIVER | 7 | 1.95% | <div style="width: 1.95%;"><div style="width: 1.95%;"></div></div> |
| GRN JILL STEIN | 5 | 1.39% | <div style="width: 1.39%;"><div style="width: 1.39%;"></div></div> |
| CLAUDIA DE LA CRUZ | 5 | 1.39% | <div style="width: 1.39%;"><div style="width: 1.39%;"></div></div> |
| CON JOEL SKOUSEN | 3 | 0.84% | <div style="width: 0.84%;"><div style="width: 0.84%;"></div></div> |
| CORNEL RONALD WEST | 0 | 0.00% | <div style="width: 0.00%;"><div style="width: 0.00%;"></div></div> |
| LUCIFER "JUSTIN CASE" | 0 | 0.00% | <div style="width: 0.00%;"><div style="width: 0.00%;"></div></div> |
| Write-In Totals | 0 | 0.00% | <div style="width: 0.00%;"><div style="width: 0.00%;"></div></div> |

U.S. SENATE

Vote For 1

| | TOTAL | VOTE % | |
|----------------------|-------|--------|--|
| DEM CAROLINE GLEICH | 187 | 52.09% | <div style="width: 52.09%;"><div style="width: 52.09%;"></div></div> |
| REP JOHN CURTIS | 130 | 36.21% | <div style="width: 36.21%;"><div style="width: 36.21%;"></div></div> |
| IAP CARLTON E. BOWEN | 26 | 7.24% | <div style="width: 7.24%;"><div style="width: 7.24%;"></div></div> |
| Write-In Totals | 2 | 0.56% | <div style="width: 0.56%;"><div style="width: 0.56%;"></div></div> |

U.S. HOUSE DISTRICT 1

Vote For 1

| | TOTAL | VOTE % | |
|----------------------|-------|--------|--|
| DEM BILL CAMPBELL | 178 | 49.58% | <div style="width: 49.58%;"><div style="width: 49.58%;"></div></div> |
| REP BLAKE D. MOORE | 136 | 37.88% | <div style="width: 37.88%;"><div style="width: 37.88%;"></div></div> |
| LIB DANIEL R. COTTAM | 28 | 7.80% | <div style="width: 7.80%;"><div style="width: 7.80%;"></div></div> |

GOVERNOR / LT. GOVERNOR

Vote For 1

| | TOTAL | VOTE % | |
|----------------------|-------|--------|--|
| DEM BRIAN SMITH KING | 165 | 45.96% | <div style="width: 45.96%;"><div style="width: 45.96%;"></div></div> |
| REP SPENCER J. COX | 126 | 35.10% | <div style="width: 35.10%;"><div style="width: 35.10%;"></div></div> |
| IAP TOMMY WILLIAMS | 16 | 4.46% | <div style="width: 4.46%;"><div style="width: 4.46%;"></div></div> |
| LIB J. ROBERT LATHAM | 14 | 3.90% | <div style="width: 3.90%;"><div style="width: 3.90%;"></div></div> |
| TOM TOMENY | 3 | 0.84% | <div style="width: 0.84%;"><div style="width: 0.84%;"></div></div> |
| Write-In Totals | 23 | 6.41% | <div style="width: 6.41%;"><div style="width: 6.41%;"></div></div> |

OGD27

ATTORNEY GENERAL

Vote For 1

| | TOTAL | VOTE % |
|--------------------------|-------|--------|
| DEM RUDY J BAUTISTA | 163 | 45.40% |
| REP DEREK BROWN | 128 | 35.65% |
| UUP MICHELLE QUIST | 22 | 6.13% |
| LIB W. ANDREW MCCULLOUGH | 20 | 5.57% |
| AUSTIN HEPWORTH | 9 | 2.51% |

STATE AUDITOR AUDITOR

Vote For 1

| | TOTAL | VOTE % |
|-----------------------|-------|--------|
| DEM CATHERINE VOUTAZ | 183 | 50.97% |
| REP TINA CANNON | 126 | 35.10% |
| CON JEFFREY L. OSTLER | 29 | 8.08% |

STATE TREASURER

Vote For 1

| | TOTAL | VOTE % |
|-------------------|-------|--------|
| DEM NEIL A HANSEN | 174 | 48.47% |
| REP MARLO M. OAKS | 130 | 36.21% |
| UFP MILES POMEROY | 29 | 8.08% |

UTAH HOUSE DISTRICT 10

Vote For 1

| | TOTAL | VOTE % |
|---------------------|-------|--------|
| DEM ROSEMARY LESSER | 194 | 54.04% |
| REP JILL KOFORD | 149 | 41.50% |

COUNTY COMMISSION SEAT C

Vote For 1

| | TOTAL | VOTE % |
|------------------------|-------|--------|
| DEM STEVEN VAN WAGONER | 178 | 49.58% |
| REP JIM HARVEY | 120 | 33.43% |
| LIB BRIAN K ROWLEY | 47 | 13.09% |

COUNTY ASSESSOR

Vote For 1

| | TOTAL | VOTE % |
|----------------------|-------|--------|
| REP JOHN E. ULIBARRI | 221 | 61.56% |

COUNTY RECORDER / SURVEYOR

Vote For 1

| | TOTAL | VOTE % |
|-----------------------|-------|--------|
| REP BAHY RAHIMZADEGAN | 223 | 62.12% |

OGD27

COUNTY TREASURER

Vote For 1

| | TOTAL | VOTE % | |
|--------------------|-------|--------|--|
| REP LYNELLE JENSEN | 223 | 62.12% | |

MATTHEW B. DURRANT

Vote For 1

| | TOTAL | VOTE % | |
|-----|-------|--------|--|
| Yes | 184 | 51.25% | |
| No | 109 | 30.36% | |

RYAN D. TENNEY

Vote For 1

| | TOTAL | VOTE % | |
|-----|-------|--------|--|
| Yes | 184 | 51.25% | |
| No | 106 | 29.53% | |

JOSEPH M. BEAN

Vote For 1

| | TOTAL | VOTE % | |
|-----|-------|--------|--|
| Yes | 185 | 51.53% | |
| No | 97 | 27.02% | |

RONALD G. RUSSELL

Vote For 1

| | TOTAL | VOTE % | |
|-----|-------|--------|--|
| Yes | 197 | 54.87% | |
| No | 95 | 26.46% | |

CRISTINA PATRICIA ORTEGA

Vote For 1

| | TOTAL | VOTE % | |
|-----|-------|--------|--|
| Yes | 213 | 59.33% | |
| No | 80 | 22.28% | |

CRAIG HALL

Vote For 1

| | TOTAL | VOTE % | |
|-----|-------|--------|--|
| Yes | 169 | 47.08% | |
| No | 114 | 31.75% | |

MICHAEL DARIO DIREDA

Vote For 1

| | TOTAL | VOTE % | |
|-----|-------|--------|--|
| Yes | 202 | 56.27% | |
| No | 88 | 24.51% | |

OGD27

TASHA WILLIAMS

Vote For 1

| | TOTAL | VOTE % | |
|-----|-------|--------|---|
| Yes | 207 | 57.66% |  |
| No | 87 | 24.23% |  |

CONSTITUTIONAL AMENDMENT B

Vote For 1

| | TOTAL | VOTE % | |
|---------|-------|--------|---|
| For | 262 | 72.98% |  |
| Against | 64 | 17.83% |  |

CONSTITUTIONAL AMENDMENT C

Vote For 1

| | TOTAL | VOTE % | |
|---------|-------|--------|---|
| For | 281 | 78.27% |  |
| Against | 50 | 13.93% |  |

BALLOT PROPOSITION 19

Vote For 1

| | TOTAL | VOTE % | |
|-----|-------|--------|---|
| Yes | 247 | 68.80% |  |
| No | 85 | 23.68% |  |

OGD28

Statistics TOTAL

| | |
|---------------------------|--------|
| Registered Voters - Total | 692 |
| Ballots Cast - Total | 528 |
| Voter Turnout - Total | 76.30% |

U.S. PRESIDENT / VICE PRESIDENT

Vote For 1

| | TOTAL | VOTE % | |
|-----------------------|-------|--------|--|
| DEM KAMALA D. HARRIS | 290 | 54.92% | |
| REP DONALD J. TRUMP | 213 | 40.34% | |
| LIB CHASE OLIVER | 6 | 1.14% | |
| GRN JILL STEIN | 4 | 0.76% | |
| LUCIFER "JUSTIN CASE" | 3 | 0.57% | |
| CLAUDIA DE LA CRUZ | 2 | 0.38% | |
| CORNEL RONALD WEST | 0 | 0.00% | |
| CON JOEL SKOUSEN | 0 | 0.00% | |
| Write-In Totals | 6 | 1.14% | |

U.S. SENATE

Vote For 1

| | TOTAL | VOTE % | |
|----------------------|-------|--------|--|
| DEM CAROLINE GLEICH | 268 | 50.76% | |
| REP JOHN CURTIS | 201 | 38.07% | |
| IAP CARLTON E. BOWEN | 31 | 5.87% | |
| Write-In Totals | 2 | 0.38% | |

U.S. HOUSE DISTRICT 1

Vote For 1

| | TOTAL | VOTE % | |
|----------------------|-------|--------|--|
| DEM BILL CAMPBELL | 249 | 47.16% | |
| REP BLAKE D. MOORE | 191 | 36.17% | |
| LIB DANIEL R. COTTAM | 44 | 8.33% | |

GOVERNOR / LT. GOVERNOR

Vote For 1

| | TOTAL | VOTE % | |
|----------------------|-------|--------|--|
| DEM BRIAN SMITH KING | 241 | 45.64% | |
| REP SPENCER J. COX | 177 | 33.52% | |
| LIB J. ROBERT LATHAM | 32 | 6.06% | |
| IAP TOMMY WILLIAMS | 14 | 2.65% | |
| TOM TOMENY | 2 | 0.38% | |
| Write-In Totals | 38 | 7.20% | |

OGD28

ATTORNEY GENERAL

Vote For 1

| | TOTAL | VOTE % |
|--------------------------|-------|--------|
| DEM RUDY J BAUTISTA | 230 | 43.56% |
| REP DEREK BROWN | 185 | 35.04% |
| LIB W. ANDREW MCCULLOUGH | 39 | 7.39% |
| UUP MICHELLE QUIST | 36 | 6.82% |
| AUSTIN HEPWORTH | 12 | 2.27% |

STATE AUDITOR AUDITOR

Vote For 1

| | TOTAL | VOTE % |
|-----------------------|-------|--------|
| DEM CATHERINE VOUTAZ | 247 | 46.78% |
| REP TINA CANNON | 208 | 39.39% |
| CON JEFFREY L. OSTLER | 30 | 5.68% |

STATE TREASURER

Vote For 1

| | TOTAL | VOTE % |
|-------------------|-------|--------|
| DEM NEIL A HANSEN | 237 | 44.89% |
| REP MARLO M. OAKS | 200 | 37.88% |
| UFP MILES POMEROY | 46 | 8.71% |

UTAH HOUSE DISTRICT 10

Vote For 1

| | TOTAL | VOTE % |
|---------------------|-------|--------|
| DEM ROSEMARY LESSER | 280 | 53.03% |
| REP JILL KOFORD | 216 | 40.91% |

COUNTY COMMISSION SEAT C

Vote For 1

| | TOTAL | VOTE % |
|------------------------|-------|--------|
| DEM STEVEN VAN WAGONER | 258 | 48.86% |
| REP JIM HARVEY | 180 | 34.09% |
| LIB BRIAN K ROWLEY | 50 | 9.47% |

COUNTY ASSESSOR

Vote For 1

| | TOTAL | VOTE % |
|----------------------|-------|--------|
| REP JOHN E. ULIBARRI | 320 | 60.61% |

COUNTY RECORDER / SURVEYOR

Vote For 1

| | TOTAL | VOTE % |
|-----------------------|-------|--------|
| REP BAHY RAHIMZADEGAN | 319 | 60.42% |

OGD28

COUNTY TREASURER

Vote For 1

| | TOTAL | VOTE % | |
|--------------------|-------|--------|--|
| REP LYNELLE JENSEN | 321 | 60.80% | <div style="width: 60.80%;"><div style="width: 60.80%;"></div></div> |

MATTHEW B. DURRANT

Vote For 1

| | TOTAL | VOTE % | |
|-----|-------|--------|--|
| Yes | 279 | 52.84% | <div style="width: 52.84%;"><div style="width: 52.84%;"></div></div> |
| No | 144 | 27.27% | <div style="width: 27.27%;"><div style="width: 27.27%;"></div></div> |

RYAN D. TENNEY

Vote For 1

| | TOTAL | VOTE % | |
|-----|-------|--------|--|
| Yes | 284 | 53.79% | <div style="width: 53.79%;"><div style="width: 53.79%;"></div></div> |
| No | 129 | 24.43% | <div style="width: 24.43%;"><div style="width: 24.43%;"></div></div> |

JOSEPH M. BEAN

Vote For 1

| | TOTAL | VOTE % | |
|-----|-------|--------|--|
| Yes | 297 | 56.25% | <div style="width: 56.25%;"><div style="width: 56.25%;"></div></div> |
| No | 125 | 23.67% | <div style="width: 23.67%;"><div style="width: 23.67%;"></div></div> |

RONALD G. RUSSELL

Vote For 1

| | TOTAL | VOTE % | |
|-----|-------|--------|--|
| Yes | 305 | 57.77% | <div style="width: 57.77%;"><div style="width: 57.77%;"></div></div> |
| No | 113 | 21.40% | <div style="width: 21.40%;"><div style="width: 21.40%;"></div></div> |

CRISTINA PATRICIA ORTEGA

Vote For 1

| | TOTAL | VOTE % | |
|-----|-------|--------|--|
| Yes | 329 | 62.31% | <div style="width: 62.31%;"><div style="width: 62.31%;"></div></div> |
| No | 95 | 17.99% | <div style="width: 17.99%;"><div style="width: 17.99%;"></div></div> |

CRAIG HALL

Vote For 1

| | TOTAL | VOTE % | |
|-----|-------|--------|--|
| Yes | 283 | 53.60% | <div style="width: 53.60%;"><div style="width: 53.60%;"></div></div> |
| No | 132 | 25.00% | <div style="width: 25.00%;"><div style="width: 25.00%;"></div></div> |

MICHAEL DARIO DIREDA

Vote For 1

| | TOTAL | VOTE % | |
|-----|-------|--------|--|
| Yes | 300 | 56.82% | <div style="width: 56.82%;"><div style="width: 56.82%;"></div></div> |
| No | 120 | 22.73% | <div style="width: 22.73%;"><div style="width: 22.73%;"></div></div> |

OGD28

TASHA WILLIAMS

Vote For 1

| | TOTAL | VOTE % | |
|-----|-------|--------|---|
| Yes | 336 | 63.64% |  |
| No | 87 | 16.48% |  |

CONSTITUTIONAL AMENDMENT B

Vote For 1

| | TOTAL | VOTE % | |
|---------|-------|--------|---|
| For | 356 | 67.42% |  |
| Against | 116 | 21.97% |  |

CONSTITUTIONAL AMENDMENT C

Vote For 1

| | TOTAL | VOTE % | |
|---------|-------|--------|---|
| For | 408 | 77.27% |  |
| Against | 66 | 12.50% |  |

BALLOT PROPOSITION 19

Vote For 1

| | TOTAL | VOTE % | |
|-----|-------|--------|---|
| Yes | 349 | 66.10% |  |
| No | 125 | 23.67% |  |

OGD29

Statistics TOTAL

| | |
|---------------------------|--------|
| Registered Voters - Total | 929 |
| Ballots Cast - Total | 795 |
| Voter Turnout - Total | 85.58% |

U.S. PRESIDENT / VICE PRESIDENT

Vote For 1

| | TOTAL | VOTE % | |
|-----------------------|-------|--------|---|
| DEM KAMALA D. HARRIS | 473 | 59.50% | <div style="width: 59.50%; background-color: #FFD700;"></div> |
| REP DONALD J. TRUMP | 281 | 35.35% | <div style="width: 35.35%; background-color: #FFD700;"></div> |
| LIB CHASE OLIVER | 9 | 1.13% | <div style="width: 1.13%; background-color: #FFD700;"></div> |
| GRN JILL STEIN | 3 | 0.38% | <div style="width: 0.38%; background-color: #FFD700;"></div> |
| CLAUDIA DE LA CRUZ | 3 | 0.38% | <div style="width: 0.38%; background-color: #FFD700;"></div> |
| CORNEL RONALD WEST | 2 | 0.25% | <div style="width: 0.25%; background-color: #FFD700;"></div> |
| LUCIFER "JUSTIN CASE" | 2 | 0.25% | <div style="width: 0.25%; background-color: #FFD700;"></div> |
| CON JOEL SKOUSEN | 2 | 0.25% | <div style="width: 0.25%; background-color: #FFD700;"></div> |
| Write-In Totals | 10 | 1.26% | <div style="width: 1.26%; background-color: #FFD700;"></div> |

U.S. SENATE

Vote For 1

| | TOTAL | VOTE % | |
|----------------------|-------|--------|---|
| DEM CAROLINE GLEICH | 408 | 51.32% | <div style="width: 51.32%; background-color: #FFD700;"></div> |
| REP JOHN CURTIS | 329 | 41.38% | <div style="width: 41.38%; background-color: #FFD700;"></div> |
| IAP CARLTON E. BOWEN | 26 | 3.27% | <div style="width: 3.27%; background-color: #FFD700;"></div> |
| Write-In Totals | 1 | 0.13% | <div style="width: 0.13%; background-color: #FFD700;"></div> |

U.S. HOUSE DISTRICT 1

Vote For 1

| | TOTAL | VOTE % | |
|----------------------|-------|--------|---|
| DEM BILL CAMPBELL | 374 | 47.04% | <div style="width: 47.04%; background-color: #FFD700;"></div> |
| REP BLAKE D. MOORE | 340 | 42.77% | <div style="width: 42.77%; background-color: #FFD700;"></div> |
| LIB DANIEL R. COTTAM | 36 | 4.53% | <div style="width: 4.53%; background-color: #FFD700;"></div> |

GOVERNOR / LT. GOVERNOR

Vote For 1

| | TOTAL | VOTE % | |
|----------------------|-------|--------|---|
| DEM BRIAN SMITH KING | 377 | 47.42% | <div style="width: 47.42%; background-color: #FFD700;"></div> |
| REP SPENCER J. COX | 316 | 39.75% | <div style="width: 39.75%; background-color: #FFD700;"></div> |
| LIB J. ROBERT LATHAM | 26 | 3.27% | <div style="width: 3.27%; background-color: #FFD700;"></div> |
| IAP TOMMY WILLIAMS | 9 | 1.13% | <div style="width: 1.13%; background-color: #FFD700;"></div> |
| TOM TOMENY | 3 | 0.38% | <div style="width: 0.38%; background-color: #FFD700;"></div> |
| Write-In Totals | 46 | 5.79% | <div style="width: 5.79%; background-color: #FFD700;"></div> |

OGD29

ATTORNEY GENERAL

Vote For 1

| | TOTAL | VOTE % |
|--------------------------|-------|--------|
| DEM RUDY J BAUTISTA | 351 | 44.15% |
| REP DEREK BROWN | 278 | 34.97% |
| UUP MICHELLE QUIST | 69 | 8.68% |
| LIB W. ANDREW MCCULLOUGH | 33 | 4.15% |
| AUSTIN HEPWORTH | 16 | 2.01% |

STATE AUDITOR AUDITOR

Vote For 1

| | TOTAL | VOTE % |
|-----------------------|-------|--------|
| DEM CATHERINE VOUTAZ | 379 | 47.67% |
| REP TINA CANNON | 320 | 40.25% |
| CON JEFFREY L. OSTLER | 30 | 3.77% |

STATE TREASURER

Vote For 1

| | TOTAL | VOTE % |
|-------------------|-------|--------|
| DEM NEIL A HANSEN | 365 | 45.91% |
| REP MARLO M. OAKS | 314 | 39.50% |
| UFP MILES POMEROY | 42 | 5.28% |

UTAH HOUSE DISTRICT 10

Vote For 1

| | TOTAL | VOTE % |
|---------------------|-------|--------|
| DEM ROSEMARY LESSER | 479 | 60.25% |
| REP JILL KOFORD | 288 | 36.23% |

COUNTY COMMISSION SEAT C

Vote For 1

| | TOTAL | VOTE % |
|------------------------|-------|--------|
| DEM STEVEN VAN WAGONER | 417 | 52.45% |
| REP JIM HARVEY | 282 | 35.47% |
| LIB BRIAN K ROWLEY | 50 | 6.29% |

COUNTY ASSESSOR

Vote For 1

| | TOTAL | VOTE % |
|----------------------|-------|--------|
| REP JOHN E. ULIBARRI | 514 | 64.65% |

COUNTY RECORDER / SURVEYOR


Vote For 1

| | TOTAL | VOTE % |
|-----------------------|-------|--------|
| REP BAHY RAHIMZADEGAN | 491 | 61.76% |

OGD29


COUNTY TREASURER

Vote For 1

| | TOTAL | VOTE % | |
|--------------------|-------|--------|---|
| REP LYNELLE JENSEN | 534 | 67.17% |  |

OGDEN SCHOOL BOARD DISTRICT 5

Vote For 1

| | TOTAL | VOTE % | |
|-----------------|-------|--------|---|
| JOHN D PETERSON | 390 | 49.06% |  |
| ERIC HALL | 240 | 30.19% |  |

MATTHEW B. DURRANT

Vote For 1

| | TOTAL | VOTE % | |
|-----|-------|--------|---|
| Yes | 467 | 58.74% |  |
| No | 147 | 18.49% |  |

RYAN D. TENNEY

Vote For 1

| | TOTAL | VOTE % | |
|-----|-------|--------|---|
| Yes | 474 | 59.62% |  |
| No | 133 | 16.73% |  |


JOSEPH M. BEAN

Vote For 1

| | TOTAL | VOTE % | |
|-----|-------|--------|---|
| Yes | 468 | 58.87% |  |
| No | 150 | 18.87% |  |

RONALD G. RUSSELL

Vote For 1

| | TOTAL | VOTE % | |
|-----|-------|--------|---|
| Yes | 479 | 60.25% |  |
| No | 124 | 15.60% |  |

CRISTINA PATRICIA ORTEGA

Vote For 1

| | TOTAL | VOTE % | |
|-----|-------|--------|---|
| Yes | 471 | 59.25% |  |
| No | 141 | 17.74% |  |

CRAIG HALL

Vote For 1

| | TOTAL | VOTE % | |
|-----|-------|--------|---|
| Yes | 447 | 56.23% |  |
| No | 160 | 20.13% |  |

OGD29

MICHAEL DARIO DIREDA

Vote For 1

| | TOTAL | VOTE % | |
|-----|-------|--------|---|
| Yes | 485 | 61.01% |  |
| No | 126 | 15.85% |  |

TASHA WILLIAMS

Vote For 1

| | TOTAL | VOTE % | |
|-----|-------|--------|---|
| Yes | 486 | 61.13% |  |
| No | 126 | 15.85% |  |

CONSTITUTIONAL AMENDMENT B

Vote For 1

| | TOTAL | VOTE % | |
|---------|-------|--------|---|
| For | 556 | 69.94% |  |
| Against | 177 | 22.26% |  |

CONSTITUTIONAL AMENDMENT C

Vote For 1

| | TOTAL | VOTE % | |
|---------|-------|--------|---|
| For | 576 | 72.45% |  |
| Against | 148 | 18.62% |  |

BALLOT PROPOSITION 19

Vote For 1

| | TOTAL | VOTE % | |
|-----|-------|--------|---|
| Yes | 612 | 76.98% |  |
| No | 140 | 17.61% |  |

OGD30

Statistics TOTAL

| | |
|---------------------------|--------|
| Registered Voters - Total | 1,219 |
| Ballots Cast - Total | 1,088 |
| Voter Turnout - Total | 89.25% |

U.S. PRESIDENT / VICE PRESIDENT

Vote For 1

| | TOTAL | VOTE % | |
|-----------------------|-------|--------|---|
| DEM KAMALA D. HARRIS | 625 | 57.44% | <div style="width: 57.44%; background-color: #ffc107;"></div> |
| REP DONALD J. TRUMP | 422 | 38.79% | <div style="width: 38.79%; background-color: #ffc107;"></div> |
| LIB CHASE OLIVER | 6 | 0.55% | <div style="width: 0.55%; background-color: #ffc107;"></div> |
| GRN JILL STEIN | 5 | 0.46% | <div style="width: 0.46%; background-color: #ffc107;"></div> |
| CLAUDIA DE LA CRUZ | 3 | 0.28% | <div style="width: 0.28%; background-color: #ffc107;"></div> |
| LUCIFER "JUSTIN CASE" | 2 | 0.18% | <div style="width: 0.18%; background-color: #ffc107;"></div> |
| CORNEL RONALD WEST | 0 | 0.00% | <div style="width: 0.00%; background-color: #ffc107;"></div> |
| CON JOEL SKOUSEN | 0 | 0.00% | <div style="width: 0.00%; background-color: #ffc107;"></div> |
| Write-In Totals | 14 | 1.29% | <div style="width: 1.29%; background-color: #ffc107;"></div> |

U.S. SENATE

Vote For 1

| | TOTAL | VOTE % | |
|----------------------|-------|--------|---|
| DEM CAROLINE GLEICH | 535 | 49.17% | <div style="width: 49.17%; background-color: #ffc107;"></div> |
| REP JOHN CURTIS | 466 | 42.83% | <div style="width: 42.83%; background-color: #ffc107;"></div> |
| IAP CARLTON E. BOWEN | 37 | 3.40% | <div style="width: 3.40%; background-color: #ffc107;"></div> |
| Write-In Totals | 5 | 0.46% | <div style="width: 0.46%; background-color: #ffc107;"></div> |

U.S. HOUSE DISTRICT 1

Vote For 1

| | TOTAL | VOTE % | |
|----------------------|-------|--------|---|
| DEM BILL CAMPBELL | 512 | 47.06% | <div style="width: 47.06%; background-color: #ffc107;"></div> |
| REP BLAKE D. MOORE | 487 | 44.76% | <div style="width: 44.76%; background-color: #ffc107;"></div> |
| LIB DANIEL R. COTTAM | 40 | 3.68% | <div style="width: 3.68%; background-color: #ffc107;"></div> |

GOVERNOR / LT. GOVERNOR

Vote For 1

| | TOTAL | VOTE % | |
|----------------------|-------|--------|---|
| DEM BRIAN SMITH KING | 490 | 45.04% | <div style="width: 45.04%; background-color: #ffc107;"></div> |
| REP SPENCER J. COX | 444 | 40.81% | <div style="width: 40.81%; background-color: #ffc107;"></div> |
| LIB J. ROBERT LATHAM | 20 | 1.84% | <div style="width: 1.84%; background-color: #ffc107;"></div> |
| IAP TOMMY WILLIAMS | 16 | 1.47% | <div style="width: 1.47%; background-color: #ffc107;"></div> |
| TOM TOMENY | 1 | 0.09% | <div style="width: 0.09%; background-color: #ffc107;"></div> |
| Write-In Totals | 91 | 8.36% | <div style="width: 8.36%; background-color: #ffc107;"></div> |

OGD30

ATTORNEY GENERAL

Vote For 1

| | TOTAL | VOTE % |
|--------------------------|-------|--------|
| DEM RUDY J BAUTISTA | 463 | 42.56% |
| REP DEREK BROWN | 421 | 38.69% |
| UUP MICHELLE QUIST | 88 | 8.09% |
| LIB W. ANDREW MCCULLOUGH | 40 | 3.68% |
| AUSTIN HEPWORTH | 21 | 1.93% |

STATE AUDITOR AUDITOR

Vote For 1

| | TOTAL | VOTE % |
|-----------------------|-------|--------|
| DEM CATHERINE VOUTAZ | 514 | 47.24% |
| REP TINA CANNON | 458 | 42.10% |
| CON JEFFREY L. OSTLER | 34 | 3.12% |

STATE TREASURER

Vote For 1

| | TOTAL | VOTE % |
|-------------------|-------|--------|
| REP MARLO M. OAKS | 481 | 44.21% |
| DEM NEIL A HANSEN | 458 | 42.10% |
| UFP MILES POMEROY | 68 | 6.25% |

UTAH HOUSE DISTRICT 8

Vote For 1

| | TOTAL | VOTE % |
|------------------|-------|--------|
| REP JASON B KYLE | 575 | 52.85% |

COUNTY COMMISSION SEAT C

Vote For 1

| | TOTAL | VOTE % |
|------------------------|-------|--------|
| DEM STEVEN VAN WAGONER | 560 | 51.47% |
| REP JIM HARVEY | 423 | 38.88% |
| LIB BRIAN K ROWLEY | 48 | 4.41% |

COUNTY ASSESSOR

Vote For 1

| | TOTAL | VOTE % |
|----------------------|-------|--------|
| REP JOHN E. ULIBARRI | 668 | 61.40% |

COUNTY RECORDER / SURVEYOR

Vote For 1

| | TOTAL | VOTE % |
|-----------------------|-------|--------|
| REP BAHY RAHIMZADEGAN | 638 | 58.64% |

OGD30

COUNTY TREASURER

Vote For 1

| | TOTAL | VOTE % | |
|--------------------|-------|--------|---|
| REP LYNELLE JENSEN | 661 | 60.75% |  |


OGDEN SCHOOL BOARD DISTRICT 5

Vote For 1

| | TOTAL | VOTE % | |
|-----------------|-------|--------|---|
| JOHN D PETERSON | 541 | 49.72% |  |
| ERIC HALL | 334 | 30.70% |  |



MATTHEW B. DURRANT

Vote For 1

| | TOTAL | VOTE % | |
|-----|-------|--------|---|
| Yes | 641 | 58.92% |  |
| No | 215 | 19.76% |  |

RYAN D. TENNEY

Vote For 1

| | TOTAL | VOTE % | |
|-----|-------|--------|---|
| Yes | 620 | 56.99% |  |
| No | 214 | 19.67% |  |

JOSEPH M. BEAN

Vote For 1

| | TOTAL | VOTE % | |
|-----|-------|--------|---|
| Yes | 597 | 54.87% |  |
| No | 237 | 21.78% |  |

RONALD G. RUSSELL

Vote For 1

| | TOTAL | VOTE % | |
|-----|-------|--------|---|
| Yes | 644 | 59.19% |  |
| No | 199 | 18.29% |  |

CRISTINA PATRICIA ORTEGA

Vote For 1

| | TOTAL | VOTE % | |
|-----|-------|--------|---|
| Yes | 656 | 60.29% |  |
| No | 191 | 17.56% |  |

CRAIG HALL

Vote For 1

| | TOTAL | VOTE % | |
|-----|-------|--------|---|
| Yes | 585 | 53.77% |  |
| No | 245 | 22.52% |  |

OGD30

MICHAEL DARIO DIREDA

Vote For 1

| | TOTAL | VOTE % | |
|-----|-------|--------|---|
| Yes | 651 | 59.83% |  |
| No | 187 | 17.19% |  |

TASHA WILLIAMS

Vote For 1

| | TOTAL | VOTE % | |
|-----|-------|--------|---|
| Yes | 660 | 60.66% |  |
| No | 184 | 16.91% |  |

CONSTITUTIONAL AMENDMENT B

Vote For 1

| | TOTAL | VOTE % | |
|---------|-------|--------|---|
| For | 758 | 69.67% |  |
| Against | 243 | 22.33% |  |

CONSTITUTIONAL AMENDMENT C

Vote For 1

| | TOTAL | VOTE % | |
|---------|-------|--------|---|
| For | 778 | 71.51% |  |
| Against | 218 | 20.04% |  |

BALLOT PROPOSITION 19

Vote For 1

| | TOTAL | VOTE % | |
|-----|-------|--------|---|
| Yes | 843 | 77.48% |  |
| No | 191 | 17.56% |  |

OGD31

Statistics TOTAL

| | |
|---------------------------|--------|
| Registered Voters - Total | 46 |
| Ballots Cast - Total | 39 |
| Voter Turnout - Total | 84.78% |

U.S. PRESIDENT / VICE PRESIDENT

Vote For 1

| | TOTAL | VOTE % | |
|-----------------------|-------|--------|---|
| REP DONALD J. TRUMP | 31 | 79.49% | <div style="width: 79.49%; height: 10px; background-color: #ffc107;"></div> |
| DEM KAMALA D. HARRIS | 7 | 17.95% | <div style="width: 17.95%; height: 10px; background-color: #ffc107;"></div> |
| GRN JILL STEIN | 1 | 2.56% | <div style="width: 2.56%; height: 10px; background-color: #ffc107;"></div> |
| CORNEL RONALD WEST | 0 | 0.00% | |
| LUCIFER "JUSTIN CASE" | 0 | 0.00% | |
| CON JOEL SKOUSEN | 0 | 0.00% | |
| LIB CHASE OLIVER | 0 | 0.00% | |
| CLAUDIA DE LA CRUZ | 0 | 0.00% | |
| Write-In Totals | 0 | 0.00% | |

U.S. SENATE

Vote For 1

| | TOTAL | VOTE % | |
|----------------------|-------|--------|---|
| REP JOHN CURTIS | 29 | 74.36% | <div style="width: 74.36%; height: 10px; background-color: #ffc107;"></div> |
| DEM CAROLINE GLEICH | 6 | 15.38% | <div style="width: 15.38%; height: 10px; background-color: #ffc107;"></div> |
| IAP CARLTON E. BOWEN | 3 | 7.69% | <div style="width: 7.69%; height: 10px; background-color: #ffc107;"></div> |
| Write-In Totals | 1 | 2.56% | <div style="width: 2.56%; height: 10px; background-color: #ffc107;"></div> |

U.S. HOUSE DISTRICT 1

Vote For 1

| | TOTAL | VOTE % | |
|----------------------|-------|--------|---|
| REP BLAKE D. MOORE | 30 | 76.92% | <div style="width: 76.92%; height: 10px; background-color: #ffc107;"></div> |
| DEM BILL CAMPBELL | 9 | 23.08% | <div style="width: 23.08%; height: 10px; background-color: #ffc107;"></div> |
| LIB DANIEL R. COTTAM | 0 | 0.00% | |

GOVERNOR / LT. GOVERNOR

Vote For 1

| | TOTAL | VOTE % | |
|----------------------|-------|--------|---|
| REP SPENCER J. COX | 23 | 58.97% | <div style="width: 58.97%; height: 10px; background-color: #ffc107;"></div> |
| LIB J. ROBERT LATHAM | 5 | 12.82% | <div style="width: 12.82%; height: 10px; background-color: #ffc107;"></div> |
| DEM BRIAN SMITH KING | 3 | 7.69% | <div style="width: 7.69%; height: 10px; background-color: #ffc107;"></div> |
| IAP TOMMY WILLIAMS | 1 | 2.56% | <div style="width: 2.56%; height: 10px; background-color: #ffc107;"></div> |
| TOM TOMENY | 1 | 2.56% | <div style="width: 2.56%; height: 10px; background-color: #ffc107;"></div> |
| Write-In Totals | 5 | 12.82% | <div style="width: 12.82%; height: 10px; background-color: #ffc107;"></div> |

OGD31

ATTORNEY GENERAL

Vote For 1

| | TOTAL | VOTE % | |
|--------------------------|-------|--------|--|
| REP DEREK BROWN | 28 | 71.79% | |
| DEM RUDY J BAUTISTA | 6 | 15.38% | |
| AUSTIN HEPWORTH | 3 | 7.69% | |
| UUP MICHELLE QUIST | 2 | 5.13% | |
| LIB W. ANDREW MCCULLOUGH | 0 | 0.00% | |

STATE AUDITOR AUDITOR

Vote For 1

| | TOTAL | VOTE % | |
|-----------------------|-------|--------|--|
| REP TINA CANNON | 23 | 58.97% | |
| CON JEFFREY L. OSTLER | 8 | 20.51% | |
| DEM CATHERINE VOUTAZ | 7 | 17.95% | |

STATE TREASURER

Vote For 1

| | TOTAL | VOTE % | |
|-------------------|-------|--------|--|
| REP MARLO M. OAKS | 27 | 69.23% | |
| UFP MILES POMEROY | 8 | 20.51% | |
| DEM NEIL A HANSEN | 4 | 10.26% | |

UTAH SENATE DISTRICT 4

Vote For 1

| | TOTAL | VOTE % | |
|--------------------------|-------|--------|--|
| REP CALVIN RAY MUSSELMAN | 24 | 61.54% | |

UTAH HOUSE DISTRICT 9

Vote For 1

| | TOTAL | VOTE % | |
|----------------------|-------|--------|--|
| REP JAKE SAWYER | 29 | 74.36% | |
| DEM ANGELA CHOBERKA | 7 | 17.95% | |
| LIB JACOB K. JOHNSON | 3 | 7.69% | |

COUNTY COMMISSION SEAT C

Vote For 1

| | TOTAL | VOTE % | |
|------------------------|-------|--------|--|
| REP JIM HARVEY | 25 | 64.10% | |
| DEM STEVEN VAN WAGONER | 8 | 20.51% | |
| LIB BRIAN K ROWLEY | 5 | 12.82% | |

COUNTY ASSESSOR

Vote For 1

| | TOTAL | VOTE % | |
|----------------------|-------|--------|--|
| REP JOHN E. ULIBARRI | 27 | 69.23% | |

OGD31

COUNTY RECORDER / SURVEYOR

Vote For 1

| | TOTAL | VOTE % | |
|-----------------------|-------|--------|--|
| REP BAHY RAHIMZADEGAN | 28 | 71.79% | |

COUNTY TREASURER

Vote For 1

| | TOTAL | VOTE % | |
|--------------------|-------|--------|--|
| REP LYNELLE JENSEN | 31 | 79.49% | |

OGDEN SCHOOL BOARD DISTRICT 1

Vote For 1

| | TOTAL | VOTE % | |
|-----------------|-------|--------|--|
| ARLENE ANDERSON | 26 | 66.67% | |

MATTHEW B. DURRANT

Vote For 1

| | TOTAL | VOTE % | |
|-----|-------|--------|--|
| Yes | 18 | 46.15% | |
| No | 14 | 35.90% | |

RYAN D. TENNEY

Vote For 1

| | TOTAL | VOTE % | |
|-----|-------|--------|--|
| Yes | 18 | 46.15% | |
| No | 13 | 33.33% | |

JOSEPH M. BEAN

Vote For 1

| | TOTAL | VOTE % | |
|-----|-------|--------|--|
| Yes | 16 | 41.03% | |
| No | 15 | 38.46% | |

RONALD G. RUSSELL

Vote For 1

| | TOTAL | VOTE % | |
|-----|-------|--------|--|
| Yes | 17 | 43.59% | |
| No | 14 | 35.90% | |

CRISTINA PATRICIA ORTEGA

Vote For 1

| | TOTAL | VOTE % | |
|-----|-------|--------|--|
| Yes | 18 | 46.15% | |
| No | 13 | 33.33% | |

OGD31

CRAIG HALL

Vote For 1

| | TOTAL | VOTE % | |
|-----|-------|--------|--|
| Yes | 19 | 48.72% | |
| No | 11 | 28.21% | |

MICHAEL DARIO DIREDA

Vote For 1

| | TOTAL | VOTE % | |
|-----|-------|--------|--|
| Yes | 16 | 41.03% | |
| No | 14 | 35.90% | |

TASHA WILLIAMS

Vote For 1

| | TOTAL | VOTE % | |
|-----|-------|--------|--|
| Yes | 18 | 46.15% | |
| No | 13 | 33.33% | |

CONSTITUTIONAL AMENDMENT B

Vote For 1

| | TOTAL | VOTE % | |
|---------|-------|--------|--|
| Against | 21 | 53.85% | |
| For | 14 | 35.90% | |

CONSTITUTIONAL AMENDMENT C

Vote For 1

| | TOTAL | VOTE % | |
|---------|-------|--------|--|
| For | 29 | 74.36% | |
| Against | 4 | 10.26% | |

BALLOT PROPOSITION 19

Vote For 1

| | TOTAL | VOTE % | |
|-----|-------|--------|--|
| No | 18 | 46.15% | |
| Yes | 16 | 41.03% | |

OGD32

Statistics TOTAL

| | |
|---------------------------|--------|
| Registered Voters - Total | 677 |
| Ballots Cast - Total | 439 |
| Voter Turnout - Total | 64.84% |

U.S. PRESIDENT / VICE PRESIDENT

Vote For 1

| | TOTAL | VOTE % | |
|-----------------------|-------|--------|---|
| DEM KAMALA D. HARRIS | 248 | 56.49% | <div style="width: 56.49%; background-color: #ffc107;"></div> |
| REP DONALD J. TRUMP | 173 | 39.41% | <div style="width: 39.41%; background-color: #ffc107;"></div> |
| LIB CHASE OLIVER | 4 | 0.91% | <div style="width: 0.91%; background-color: #ffc107;"></div> |
| GRN JILL STEIN | 3 | 0.68% | <div style="width: 0.68%; background-color: #ffc107;"></div> |
| CLAUDIA DE LA CRUZ | 3 | 0.68% | <div style="width: 0.68%; background-color: #ffc107;"></div> |
| CON JOEL SKOUSEN | 2 | 0.46% | <div style="width: 0.46%; background-color: #ffc107;"></div> |
| LUCIFER "JUSTIN CASE" | 1 | 0.23% | <div style="width: 0.23%; background-color: #ffc107;"></div> |
| CORNEL RONALD WEST | 0 | 0.00% | <div style="width: 0.00%; background-color: #ffc107;"></div> |
| Write-In Totals | 5 | 1.14% | <div style="width: 1.14%; background-color: #ffc107;"></div> |

U.S. SENATE

Vote For 1

| | TOTAL | VOTE % | |
|----------------------|-------|--------|---|
| DEM CAROLINE GLEICH | 230 | 52.39% | <div style="width: 52.39%; background-color: #ffc107;"></div> |
| REP JOHN CURTIS | 158 | 35.99% | <div style="width: 35.99%; background-color: #ffc107;"></div> |
| IAP CARLTON E. BOWEN | 22 | 5.01% | <div style="width: 5.01%; background-color: #ffc107;"></div> |
| Write-In Totals | 2 | 0.46% | <div style="width: 0.46%; background-color: #ffc107;"></div> |

U.S. HOUSE DISTRICT 1

Vote For 1

| | TOTAL | VOTE % | |
|----------------------|-------|--------|---|
| DEM BILL CAMPBELL | 216 | 49.20% | <div style="width: 49.20%; background-color: #ffc107;"></div> |
| REP BLAKE D. MOORE | 156 | 35.54% | <div style="width: 35.54%; background-color: #ffc107;"></div> |
| LIB DANIEL R. COTTAM | 30 | 6.83% | <div style="width: 6.83%; background-color: #ffc107;"></div> |

GOVERNOR / LT. GOVERNOR






Vote For 1

| | TOTAL | VOTE % | |
|----------------------|-------|--------|---|
| DEM BRIAN SMITH KING | 210 | 47.84% | <div style="width: 47.84%; background-color: #ffc107;"></div> |
| REP SPENCER J. COX | 158 | 35.99% | <div style="width: 35.99%; background-color: #ffc107;"></div> |
| LIB J. ROBERT LATHAM | 21 | 4.78% | <div style="width: 4.78%; background-color: #ffc107;"></div> |
| IAP TOMMY WILLIAMS | 7 | 1.59% | <div style="width: 1.59%; background-color: #ffc107;"></div> |
| TOM TOMENY | 4 | 0.91% | <div style="width: 0.91%; background-color: #ffc107;"></div> |
| Write-In Totals | 19 | 4.33% | <div style="width: 4.33%; background-color: #ffc107;"></div> |

OGD32



ATTORNEY GENERAL

Vote For 1

| | TOTAL | VOTE % | |
|--------------------------|-------|--------|---|
| DEM RUDY J BAUTISTA | 212 | 48.29% |  |
| REP DEREK BROWN | 144 | 32.80% |  |
| LIB W. ANDREW MCCULLOUGH | 26 | 5.92% |  |
| UUP MICHELLE QUIST | 25 | 5.69% |  |
| AUSTIN HEPWORTH | 7 | 1.59% |  |




STATE AUDITOR AUDITOR

Vote For 1

| | TOTAL | VOTE % | |
|-----------------------|-------|--------|---|
| DEM CATHERINE VOUTAZ | 230 | 52.39% |  |
| REP TINA CANNON | 150 | 34.17% |  |
| CON JEFFREY L. OSTLER | 27 | 6.15% |  |

STATE TREASURER

Vote For 1

| | TOTAL | VOTE % | |
|-------------------|-------|--------|---|
| DEM NEIL A HANSEN | 217 | 49.43% |  |
| REP MARLO M. OAKS | 146 | 33.26% |  |
| UFP MILES POMEROY | 42 | 9.57% |  |




UTAH HOUSE DISTRICT 10

Vote For 1

| | TOTAL | VOTE % | |
|---------------------|-------|--------|---|
| DEM ROSEMARY LESSER | 246 | 56.04% |  |
| REP JILL KOFORD | 172 | 39.18% |  |

COUNTY COMMISSION SEAT C

Vote For 1

| | TOTAL | VOTE % | |
|------------------------|-------|--------|---|
| DEM STEVEN VAN WAGONER | 209 | 47.61% |  |
| REP JIM HARVEY | 160 | 36.45% |  |
| LIB BRIAN K ROWLEY | 45 | 10.25% |  |

COUNTY ASSESSOR

Vote For 1

| | TOTAL | VOTE % | |
|----------------------|-------|--------|---|
| REP JOHN E. ULIBARRI | 274 | 62.41% |  |

COUNTY RECORDER / SURVEYOR

Vote For 1

| | TOTAL | VOTE % | |
|-----------------------|-------|--------|---|
| REP BAHY RAHIMZADEGAN | 258 | 58.77% |  |

OGD32

COUNTY TREASURER

Vote For 1

| | TOTAL | VOTE % | |
|--------------------|-------|--------|---|
| REP LYNELLE JENSEN | 278 | 63.33% |  |

OGDEN SCHOOL BOARD DISTRICT 1

Vote For 1

| | TOTAL | VOTE % | |
|-----------------|-------|--------|---|
| ARLENE ANDERSON | 279 | 63.55% |  |

MATTHEW B. DURRANT

Vote For 1

| | TOTAL | VOTE % | |
|-----|-------|--------|---|
| Yes | 213 | 48.52% |  |
| No | 134 | 30.52% |  |

RYAN D. TENNEY

Vote For 1

| | TOTAL | VOTE % | |
|-----|-------|--------|--|
| Yes | 225 | 51.25% |  |
| No | 120 | 27.33% |  |


JOSEPH M. BEAN

Vote For 1

| | TOTAL | VOTE % | |
|-----|-------|--------|---|
| Yes | 218 | 49.66% |  |
| No | 129 | 29.38% |  |


RONALD G. RUSSELL

Vote For 1

| | TOTAL | VOTE % | |
|-----|-------|--------|---|
| Yes | 216 | 49.20% |  |
| No | 131 | 29.84% |  |


CRISTINA PATRICIA ORTEGA

Vote For 1

| | TOTAL | VOTE % | |
|-----|-------|--------|---|
| Yes | 270 | 61.50% |  |
| No | 86 | 19.59% |  |

CRAIG HALL

Vote For 1

| | TOTAL | VOTE % | |
|-----|-------|--------|---|
| Yes | 217 | 49.43% |  |
| No | 129 | 29.38% |  |

OGD32

MICHAEL DARIO DIREDA

Vote For 1

| | TOTAL | VOTE % | |
|-----|-------|--------|---|
| Yes | 238 | 54.21% |  |
| No | 115 | 26.20% |  |

TASHA WILLIAMS

Vote For 1

| | TOTAL | VOTE % | |
|-----|-------|--------|---|
| Yes | 273 | 62.19% |  |
| No | 79 | 18.00% |  |

CONSTITUTIONAL AMENDMENT B

Vote For 1

| | TOTAL | VOTE % | |
|---------|-------|--------|---|
| For | 284 | 64.69% |  |
| Against | 121 | 27.56% |  |

CONSTITUTIONAL AMENDMENT C

Vote For 1

| | TOTAL | VOTE % | |
|---------|-------|--------|---|
| For | 361 | 82.23% |  |
| Against | 43 | 9.80% |  |

BALLOT PROPOSITION 19

Vote For 1

| | TOTAL | VOTE % | |
|-----|-------|--------|---|
| Yes | 273 | 62.19% |  |
| No | 134 | 30.52% |  |

OGD33

Statistics TOTAL

| | |
|---------------------------|--------|
| Registered Voters - Total | 1,124 |
| Ballots Cast - Total | 891 |
| Voter Turnout - Total | 79.27% |

U.S. PRESIDENT / VICE PRESIDENT

Vote For 1

| | TOTAL | VOTE % | |
|-----------------------|-------|--------|--|
| DEM KAMALA D. HARRIS | 448 | 50.28% | |
| REP DONALD J. TRUMP | 379 | 42.54% | |
| LIB CHASE OLIVER | 17 | 1.91% | |
| GRN JILL STEIN | 15 | 1.68% | |
| CON JOEL SKOUSEN | 10 | 1.12% | |
| CLAUDIA DE LA CRUZ | 6 | 0.67% | |
| LUCIFER "JUSTIN CASE" | 4 | 0.45% | |
| CORNEL RONALD WEST | 1 | 0.11% | |
| Write-In Totals | 4 | 0.45% | |

U.S. SENATE

Vote For 1

| | TOTAL | VOTE % | |
|----------------------|-------|--------|--|
| DEM CAROLINE GLEICH | 427 | 47.92% | |
| REP JOHN CURTIS | 363 | 40.74% | |
| IAP CARLTON E. BOWEN | 48 | 5.39% | |
| Write-In Totals | 3 | 0.34% | |

U.S. HOUSE DISTRICT 1

Vote For 1

| | TOTAL | VOTE % | |
|----------------------|-------|--------|--|
| DEM BILL CAMPBELL | 404 | 45.34% | |
| REP BLAKE D. MOORE | 369 | 41.41% | |
| LIB DANIEL R. COTTAM | 68 | 7.63% | |

GOVERNOR / LT. GOVERNOR

Vote For 1

| | TOTAL | VOTE % | |
|----------------------|-------|--------|--|
| DEM BRIAN SMITH KING | 380 | 42.65% | |
| REP SPENCER J. COX | 328 | 36.81% | |
| LIB J. ROBERT LATHAM | 44 | 4.94% | |
| IAP TOMMY WILLIAMS | 23 | 2.58% | |
| TOM TOMENY | 4 | 0.45% | |
| Write-In Totals | 76 | 8.53% | |

OGD33

ATTORNEY GENERAL

Vote For 1

| | TOTAL | VOTE % |
|--------------------------|-------|--------|
| DEM RUDY J BAUTISTA | 369 | 41.41% |
| REP DEREK BROWN | 327 | 36.70% |
| UUP MICHELLE QUIST | 66 | 7.41% |
| LIB W. ANDREW MCCULLOUGH | 60 | 6.73% |
| AUSTIN HEPWORTH | 21 | 2.36% |

STATE AUDITOR AUDITOR

Vote For 1

| | TOTAL | VOTE % |
|-----------------------|-------|--------|
| DEM CATHERINE VOUTAZ | 415 | 46.58% |
| REP TINA CANNON | 368 | 41.30% |
| CON JEFFREY L. OSTLER | 44 | 4.94% |

STATE TREASURER

Vote For 1

| | TOTAL | VOTE % |
|-------------------|-------|--------|
| DEM NEIL A HANSEN | 373 | 41.86% |
| REP MARLO M. OAKS | 372 | 41.75% |
| UFP MILES POMEROY | 83 | 9.32% |

UTAH HOUSE DISTRICT 10

Vote For 1

| | TOTAL | VOTE % |
|---------------------|-------|--------|
| DEM ROSEMARY LESSER | 447 | 50.17% |
| REP JILL KOFORD | 408 | 45.79% |

COUNTY COMMISSION SEAT C

Vote For 1

| | TOTAL | VOTE % |
|------------------------|-------|--------|
| DEM STEVEN VAN WAGONER | 411 | 46.13% |
| REP JIM HARVEY | 346 | 38.83% |
| LIB BRIAN K ROWLEY | 81 | 9.09% |

COUNTY ASSESSOR

Vote For 1

| | TOTAL | VOTE % |
|----------------------|-------|--------|
| REP JOHN E. ULIBARRI | 570 | 63.97% |

COUNTY RECORDER / SURVEYOR

Vote For 1

| | TOTAL | VOTE % |
|-----------------------|-------|--------|
| REP BAHY RAHIMZADEGAN | 572 | 64.20% |

OGD33

COUNTY TREASURER

Vote For 1

| | TOTAL | VOTE % | |
|--------------------|-------|--------|---|
| REP LYNELLE JENSEN | 582 | 65.32% |  |

OGDEN SCHOOL BOARD DISTRICT 1

Vote For 1

| | TOTAL | VOTE % | |
|-----------------|-------|--------|---|
| ARLENE ANDERSON | 570 | 63.97% |  |



MATTHEW B. DURRANT

Vote For 1

| | TOTAL | VOTE % | |
|-----|-------|--------|---|
| Yes | 477 | 53.54% |  |
| No | 240 | 26.94% |  |

RYAN D. TENNEY

Vote For 1

| | TOTAL | VOTE % | |
|-----|-------|--------|--|
| Yes | 509 | 57.13% |  |
| No | 198 | 22.22% |  |


JOSEPH M. BEAN

Vote For 1

| | TOTAL | VOTE % | |
|-----|-------|--------|---|
| Yes | 491 | 55.11% |  |
| No | 216 | 24.24% |  |

RONALD G. RUSSELL

Vote For 1

| | TOTAL | VOTE % | |
|-----|-------|--------|---|
| Yes | 493 | 55.33% |  |
| No | 205 | 23.01% |  |

CRISTINA PATRICIA ORTEGA

Vote For 1

| | TOTAL | VOTE % | |
|-----|-------|--------|---|
| Yes | 546 | 61.28% |  |
| No | 171 | 19.19% |  |

CRAIG HALL

Vote For 1

| | TOTAL | VOTE % | |
|-----|-------|--------|---|
| Yes | 473 | 53.09% |  |
| No | 230 | 25.81% |  |

OGD33

MICHAEL DARIO DIREDA

Vote For 1

| | TOTAL | VOTE % | |
|-----|-------|--------|--|
| Yes | 509 | 57.13% | |
| No | 192 | 21.55% | |

TASHA WILLIAMS

Vote For 1

| | TOTAL | VOTE % | |
|-----|-------|--------|--|
| Yes | 544 | 61.06% | |
| No | 165 | 18.52% | |

CONSTITUTIONAL AMENDMENT B

Vote For 1

| | TOTAL | VOTE % | |
|---------|-------|--------|--|
| For | 572 | 64.20% | |
| Against | 235 | 26.37% | |

CONSTITUTIONAL AMENDMENT C

Vote For 1

| | TOTAL | VOTE % | |
|---------|-------|--------|--|
| For | 677 | 75.98% | |
| Against | 133 | 14.93% | |

BALLOT PROPOSITION 19

Vote For 1

| | TOTAL | VOTE % | |
|-----|-------|--------|--|
| Yes | 592 | 66.44% | |
| No | 234 | 26.26% | |

OGD34

Statistics TOTAL

| | |
|---------------------------|--------|
| Registered Voters - Total | 725 |
| Ballots Cast - Total | 601 |
| Voter Turnout - Total | 82.90% |

U.S. PRESIDENT / VICE PRESIDENT

Vote For 1

| | TOTAL | VOTE % | |
|-----------------------|-------|--------|--|
| DEM KAMALA D. HARRIS | 311 | 51.75% | <div style="width: 51.75%;"><div style="width: 51.75%;"></div></div> |
| REP DONALD J. TRUMP | 265 | 44.09% | <div style="width: 44.09%;"><div style="width: 44.09%;"></div></div> |
| LIB CHASE OLIVER | 7 | 1.16% | <div style="width: 1.16%;"><div style="width: 1.16%;"></div></div> |
| CON JOEL SKOUSEN | 4 | 0.67% | <div style="width: 0.67%;"><div style="width: 0.67%;"></div></div> |
| CLAUDIA DE LA CRUZ | 2 | 0.33% | <div style="width: 0.33%;"><div style="width: 0.33%;"></div></div> |
| CORNEL RONALD WEST | 1 | 0.17% | <div style="width: 0.17%;"><div style="width: 0.17%;"></div></div> |
| GRN JILL STEIN | 1 | 0.17% | <div style="width: 0.17%;"><div style="width: 0.17%;"></div></div> |
| LUCIFER "JUSTIN CASE" | 0 | 0.00% | <div style="width: 0.00%;"><div style="width: 0.00%;"></div></div> |
| Write-In Totals | 6 | 1.00% | <div style="width: 1.00%;"><div style="width: 1.00%;"></div></div> |

U.S. SENATE

Vote For 1

| | TOTAL | VOTE % | |
|----------------------|-------|--------|--|
| DEM CAROLINE GLEICH | 282 | 46.92% | <div style="width: 46.92%;"><div style="width: 46.92%;"></div></div> |
| REP JOHN CURTIS | 253 | 42.10% | <div style="width: 42.10%;"><div style="width: 42.10%;"></div></div> |
| IAP CARLTON E. BOWEN | 27 | 4.49% | <div style="width: 4.49%;"><div style="width: 4.49%;"></div></div> |
| Write-In Totals | 4 | 0.67% | <div style="width: 0.67%;"><div style="width: 0.67%;"></div></div> |

U.S. HOUSE DISTRICT 1

Vote For 1

| | TOTAL | VOTE % | |
|----------------------|-------|--------|--|
| REP BLAKE D. MOORE | 264 | 43.93% | <div style="width: 43.93%;"><div style="width: 43.93%;"></div></div> |
| DEM BILL CAMPBELL | 262 | 43.59% | <div style="width: 43.59%;"><div style="width: 43.59%;"></div></div> |
| LIB DANIEL R. COTTAM | 32 | 5.32% | <div style="width: 5.32%;"><div style="width: 5.32%;"></div></div> |

GOVERNOR / LT. GOVERNOR

Vote For 1

| | TOTAL | VOTE % | |
|----------------------|-------|--------|--|
| DEM BRIAN SMITH KING | 260 | 43.26% | <div style="width: 43.26%;"><div style="width: 43.26%;"></div></div> |
| REP SPENCER J. COX | 229 | 38.10% | <div style="width: 38.10%;"><div style="width: 38.10%;"></div></div> |
| LIB J. ROBERT LATHAM | 28 | 4.66% | <div style="width: 4.66%;"><div style="width: 4.66%;"></div></div> |
| IAP TOMMY WILLIAMS | 10 | 1.66% | <div style="width: 1.66%;"><div style="width: 1.66%;"></div></div> |
| TOM TOMENY | 5 | 0.83% | <div style="width: 0.83%;"><div style="width: 0.83%;"></div></div> |
| Write-In Totals | 43 | 7.15% | <div style="width: 7.15%;"><div style="width: 7.15%;"></div></div> |

OGD34

ATTORNEY GENERAL

Vote For 1

| | TOTAL | VOTE % |
|--------------------------|-------|--------|
| DEM RUDY J BAUTISTA | 254 | 42.26% |
| REP DEREK BROWN | 221 | 36.77% |
| UUP MICHELLE QUIST | 45 | 7.49% |
| LIB W. ANDREW MCCULLOUGH | 30 | 4.99% |
| AUSTIN HEPWORTH | 16 | 2.66% |

STATE AUDITOR AUDITOR

Vote For 1

| | TOTAL | VOTE % |
|-----------------------|-------|--------|
| DEM CATHERINE VOUTAZ | 267 | 44.43% |
| REP TINA CANNON | 244 | 40.60% |
| CON JEFFREY L. OSTLER | 38 | 6.32% |

STATE TREASURER

Vote For 1

| | TOTAL | VOTE % |
|-------------------|-------|--------|
| DEM NEIL A HANSEN | 260 | 43.26% |
| REP MARLO M. OAKS | 246 | 40.93% |
| UFP MILES POMEROY | 46 | 7.65% |

UTAH HOUSE DISTRICT 10

Vote For 1

| | TOTAL | VOTE % |
|---------------------|-------|--------|
| DEM ROSEMARY LESSER | 310 | 51.58% |
| REP JILL KOFORD | 267 | 44.43% |

COUNTY COMMISSION SEAT C

Vote For 1

| | TOTAL | VOTE % |
|------------------------|-------|--------|
| DEM STEVEN VAN WAGONER | 302 | 50.25% |
| REP JIM HARVEY | 205 | 34.11% |
| LIB BRIAN K ROWLEY | 52 | 8.65% |

COUNTY ASSESSOR

Vote For 1

| | TOTAL | VOTE % |
|----------------------|-------|--------|
| REP JOHN E. ULIBARRI | 393 | 65.39% |

COUNTY RECORDER / SURVEYOR


Vote For 1

| | TOTAL | VOTE % |
|-----------------------|-------|--------|
| REP BAHY RAHIMZADEGAN | 395 | 65.72% |

OGD34

COUNTY TREASURER

Vote For 1

| | TOTAL | VOTE % | |
|--------------------|-------|--------|---|
| REP LYNELLE JENSEN | 405 | 67.39% |  |

OGDEN SCHOOL BOARD DISTRICT 1

Vote For 1

| | TOTAL | VOTE % | |
|-----------------|-------|--------|---|
| ARLENE ANDERSON | 411 | 68.39% |  |

MATTHEW B. DURRANT

Vote For 1

| | TOTAL | VOTE % | |
|-----|-------|--------|---|
| Yes | 345 | 57.40% |  |
| No | 157 | 26.12% |  |

RYAN D. TENNEY

Vote For 1

| | TOTAL | VOTE % | |
|-----|-------|--------|--|
| Yes | 352 | 58.57% |  |
| No | 145 | 24.13% |  |


JOSEPH M. BEAN

Vote For 1

| | TOTAL | VOTE % | |
|-----|-------|--------|---|
| Yes | 354 | 58.90% |  |
| No | 141 | 23.46% |  |


RONALD G. RUSSELL

Vote For 1

| | TOTAL | VOTE % | |
|-----|-------|--------|---|
| Yes | 367 | 61.06% |  |
| No | 128 | 21.30% |  |

CRISTINA PATRICIA ORTEGA

Vote For 1

| | TOTAL | VOTE % | |
|-----|-------|--------|---|
| Yes | 381 | 63.39% |  |
| No | 118 | 19.63% |  |

CRAIG HALL

Vote For 1

| | TOTAL | VOTE % | |
|-----|-------|--------|---|
| Yes | 337 | 56.07% |  |
| No | 154 | 25.62% |  |

OGD34

MICHAEL DARIO DIREDA

Vote For 1

| | TOTAL | VOTE % | |
|-----|-------|--------|---|
| Yes | 359 | 59.73% |  |
| No | 137 | 22.80% |  |

TASHA WILLIAMS

Vote For 1

| | TOTAL | VOTE % | |
|-----|-------|--------|---|
| Yes | 371 | 61.73% |  |
| No | 124 | 20.63% |  |

CONSTITUTIONAL AMENDMENT B

Vote For 1

| | TOTAL | VOTE % | |
|---------|-------|--------|---|
| For | 420 | 69.88% |  |
| Against | 138 | 22.96% |  |

CONSTITUTIONAL AMENDMENT C

Vote For 1

| | TOTAL | VOTE % | |
|---------|-------|--------|---|
| For | 464 | 77.20% |  |
| Against | 92 | 15.31% |  |

BALLOT PROPOSITION 19

Vote For 1

| | TOTAL | VOTE % | |
|-----|-------|--------|---|
| Yes | 412 | 68.55% |  |
| No | 154 | 25.62% |  |

OGD35

Statistics TOTAL

| | |
|---------------------------|--------|
| Registered Voters - Total | 779 |
| Ballots Cast - Total | 598 |
| Voter Turnout - Total | 76.77% |

U.S. PRESIDENT / VICE PRESIDENT

Vote For 1

| | TOTAL | VOTE % | |
|-----------------------|-------|--------|--|
| DEM KAMALA D. HARRIS | 312 | 52.17% | <div style="width: 52.17%;"><div style="width: 52.17%;"></div></div> |
| REP DONALD J. TRUMP | 248 | 41.47% | <div style="width: 41.47%;"><div style="width: 41.47%;"></div></div> |
| LIB CHASE OLIVER | 7 | 1.17% | <div style="width: 1.17%;"><div style="width: 1.17%;"></div></div> |
| CON JOEL SKOUSEN | 6 | 1.00% | <div style="width: 1.00%;"><div style="width: 1.00%;"></div></div> |
| LUCIFER "JUSTIN CASE" | 5 | 0.84% | <div style="width: 0.84%;"><div style="width: 0.84%;"></div></div> |
| GRN JILL STEIN | 4 | 0.67% | <div style="width: 0.67%;"><div style="width: 0.67%;"></div></div> |
| CLAUDIA DE LA CRUZ | 3 | 0.50% | <div style="width: 0.50%;"><div style="width: 0.50%;"></div></div> |
| CORNEL RONALD WEST | 1 | 0.17% | <div style="width: 0.17%;"><div style="width: 0.17%;"></div></div> |
| Write-In Totals | 10 | 1.67% | <div style="width: 1.67%;"><div style="width: 1.67%;"></div></div> |

U.S. SENATE

Vote For 1

| | TOTAL | VOTE % | |
|----------------------|-------|--------|--|
| DEM CAROLINE GLEICH | 295 | 49.33% | <div style="width: 49.33%;"><div style="width: 49.33%;"></div></div> |
| REP JOHN CURTIS | 236 | 39.46% | <div style="width: 39.46%;"><div style="width: 39.46%;"></div></div> |
| IAP CARLTON E. BOWEN | 36 | 6.02% | <div style="width: 6.02%;"><div style="width: 6.02%;"></div></div> |
| Write-In Totals | 6 | 1.00% | <div style="width: 1.00%;"><div style="width: 1.00%;"></div></div> |

U.S. HOUSE DISTRICT 1

Vote For 1

| | TOTAL | VOTE % | |
|----------------------|-------|--------|--|
| DEM BILL CAMPBELL | 271 | 45.32% | <div style="width: 45.32%;"><div style="width: 45.32%;"></div></div> |
| REP BLAKE D. MOORE | 241 | 40.30% | <div style="width: 40.30%;"><div style="width: 40.30%;"></div></div> |
| LIB DANIEL R. COTTAM | 47 | 7.86% | <div style="width: 7.86%;"><div style="width: 7.86%;"></div></div> |

GOVERNOR / LT. GOVERNOR

Vote For 1

| | TOTAL | VOTE % | |
|----------------------|-------|--------|--|
| DEM BRIAN SMITH KING | 264 | 44.15% | <div style="width: 44.15%;"><div style="width: 44.15%;"></div></div> |
| REP SPENCER J. COX | 241 | 40.30% | <div style="width: 40.30%;"><div style="width: 40.30%;"></div></div> |
| LIB J. ROBERT LATHAM | 31 | 5.18% | <div style="width: 5.18%;"><div style="width: 5.18%;"></div></div> |
| IAP TOMMY WILLIAMS | 11 | 1.84% | <div style="width: 1.84%;"><div style="width: 1.84%;"></div></div> |
| TOM TOMENY | 2 | 0.33% | <div style="width: 0.33%;"><div style="width: 0.33%;"></div></div> |
| Write-In Totals | 38 | 6.35% | <div style="width: 6.35%;"><div style="width: 6.35%;"></div></div> |

OGD35

ATTORNEY GENERAL

Vote For 1

| | TOTAL | VOTE % |
|--------------------------|-------|--------|
| DEM RUDY J BAUTISTA | 250 | 41.81% |
| REP DEREK BROWN | 225 | 37.63% |
| UUP MICHELLE QUIST | 50 | 8.36% |
| LIB W. ANDREW MCCULLOUGH | 29 | 4.85% |
| AUSTIN HEPWORTH | 15 | 2.51% |

STATE AUDITOR AUDITOR

Vote For 1

| | TOTAL | VOTE % |
|-----------------------|-------|--------|
| DEM CATHERINE VOUTAZ | 275 | 45.99% |
| REP TINA CANNON | 244 | 40.80% |
| CON JEFFREY L. OSTLER | 37 | 6.19% |

STATE TREASURER

Vote For 1

| | TOTAL | VOTE % |
|-------------------|-------|--------|
| DEM NEIL A HANSEN | 259 | 43.31% |
| REP MARLO M. OAKS | 251 | 41.97% |
| UFP MILES POMEROY | 46 | 7.69% |

UTAH HOUSE DISTRICT 10

Vote For 1

| | TOTAL | VOTE % |
|---------------------|-------|--------|
| DEM ROSEMARY LESSER | 320 | 53.51% |
| REP JILL KOFORD | 264 | 44.15% |

COUNTY COMMISSION SEAT C

Vote For 1

| | TOTAL | VOTE % |
|------------------------|-------|--------|
| DEM STEVEN VAN WAGONER | 291 | 48.66% |
| REP JIM HARVEY | 222 | 37.12% |
| LIB BRIAN K ROWLEY | 58 | 9.70% |

COUNTY ASSESSOR

Vote For 1

| | TOTAL | VOTE % |
|----------------------|-------|--------|
| REP JOHN E. ULIBARRI | 396 | 66.22% |

COUNTY RECORDER / SURVEYOR

Vote For 1

| | TOTAL | VOTE % |
|-----------------------|-------|--------|
| REP BAHY RAHIMZADEGAN | 389 | 65.05% |

OGD35

COUNTY TREASURER

Vote For 1

| | TOTAL | VOTE % | |
|--------------------|-------|--------|--|
| REP LYNELLE JENSEN | 400 | 66.89% | |

OGDEN SCHOOL BOARD DISTRICT 1

Vote For 1

| | TOTAL | VOTE % | |
|-----------------|-------|--------|--|
| ARLENE ANDERSON | 405 | 67.73% | |

MATTHEW B. DURRANT

Vote For 1

| | TOTAL | VOTE % | |
|-----|-------|--------|--|
| Yes | 347 | 58.03% | |
| No | 146 | 24.41% | |

RYAN D. TENNEY

Vote For 1

| | TOTAL | VOTE % | |
|-----|-------|--------|--|
| Yes | 333 | 55.69% | |
| No | 148 | 24.75% | |

JOSEPH M. BEAN

Vote For 1

| | TOTAL | VOTE % | |
|-----|-------|--------|--|
| Yes | 342 | 57.19% | |
| No | 146 | 24.41% | |

RONALD G. RUSSELL

Vote For 1

| | TOTAL | VOTE % | |
|-----|-------|--------|--|
| Yes | 337 | 56.35% | |
| No | 141 | 23.58% | |

CRISTINA PATRICIA ORTEGA

Vote For 1

| | TOTAL | VOTE % | |
|-----|-------|--------|--|
| Yes | 360 | 60.20% | |
| No | 127 | 21.24% | |

CRAIG HALL

Vote For 1

| | TOTAL | VOTE % | |
|-----|-------|--------|--|
| Yes | 315 | 52.68% | |
| No | 164 | 27.42% | |

OGD35

MICHAEL DARIO DIREDA

Vote For 1

| | TOTAL | VOTE % | |
|-----|-------|--------|---|
| Yes | 347 | 58.03% |  |
| No | 133 | 22.24% |  |

TASHA WILLIAMS

Vote For 1

| | TOTAL | VOTE % | |
|-----|-------|--------|---|
| Yes | 361 | 60.37% |  |
| No | 123 | 20.57% |  |

CONSTITUTIONAL AMENDMENT B

Vote For 1

| | TOTAL | VOTE % | |
|---------|-------|--------|---|
| For | 400 | 66.89% |  |
| Against | 149 | 24.92% |  |

CONSTITUTIONAL AMENDMENT C

Vote For 1

| | TOTAL | VOTE % | |
|---------|-------|--------|---|
| For | 473 | 79.10% |  |
| Against | 89 | 14.88% |  |

BALLOT PROPOSITION 19

Vote For 1

| | TOTAL | VOTE % | |
|-----|-------|--------|---|
| Yes | 425 | 71.07% |  |
| No | 140 | 23.41% |  |

OGD36

Statistics TOTAL

| | |
|---------------------------|--------|
| Registered Voters - Total | 1,058 |
| Ballots Cast - Total | 929 |
| Voter Turnout - Total | 87.81% |

U.S. PRESIDENT / VICE PRESIDENT

Vote For 1

| | TOTAL | VOTE % | |
|-----------------------|-------|--------|--|
| DEM KAMALA D. HARRIS | 473 | 50.92% | <div style="width: 50.92%;"><div style="width: 50.92%;"></div></div> |
| REP DONALD J. TRUMP | 411 | 44.24% | <div style="width: 44.24%;"><div style="width: 44.24%;"></div></div> |
| LIB CHASE OLIVER | 6 | 0.65% | <div style="width: 0.65%;"><div style="width: 0.65%;"></div></div> |
| CORNEL RONALD WEST | 5 | 0.54% | <div style="width: 0.54%;"><div style="width: 0.54%;"></div></div> |
| GRN JILL STEIN | 5 | 0.54% | <div style="width: 0.54%;"><div style="width: 0.54%;"></div></div> |
| LUCIFER "JUSTIN CASE" | 4 | 0.43% | <div style="width: 0.43%;"><div style="width: 0.43%;"></div></div> |
| CON JOEL SKOUSEN | 3 | 0.32% | <div style="width: 0.32%;"><div style="width: 0.32%;"></div></div> |
| CLAUDIA DE LA CRUZ | 0 | 0.00% | <div style="width: 0.00%;"><div style="width: 0.00%;"></div></div> |
| Write-In Totals | 16 | 1.72% | <div style="width: 1.72%;"><div style="width: 1.72%;"></div></div> |

U.S. SENATE

Vote For 1

| | TOTAL | VOTE % | |
|----------------------|-------|--------|--|
| REP JOHN CURTIS | 426 | 45.86% | <div style="width: 45.86%;"><div style="width: 45.86%;"></div></div> |
| DEM CAROLINE GLEICH | 422 | 45.43% | <div style="width: 45.43%;"><div style="width: 45.43%;"></div></div> |
| IAP CARLTON E. BOWEN | 35 | 3.77% | <div style="width: 3.77%;"><div style="width: 3.77%;"></div></div> |
| Write-In Totals | 1 | 0.11% | <div style="width: 0.11%;"><div style="width: 0.11%;"></div></div> |

U.S. HOUSE DISTRICT 1

Vote For 1

| | TOTAL | VOTE % | |
|----------------------|-------|--------|--|
| REP BLAKE D. MOORE | 444 | 47.79% | <div style="width: 47.79%;"><div style="width: 47.79%;"></div></div> |
| DEM BILL CAMPBELL | 392 | 42.20% | <div style="width: 42.20%;"><div style="width: 42.20%;"></div></div> |
| LIB DANIEL R. COTTAM | 42 | 4.52% | <div style="width: 4.52%;"><div style="width: 4.52%;"></div></div> |

GOVERNOR / LT. GOVERNOR

Vote For 1

| | TOTAL | VOTE % | |
|----------------------|-------|--------|--|
| REP SPENCER J. COX | 392 | 42.20% | <div style="width: 42.20%;"><div style="width: 42.20%;"></div></div> |
| DEM BRIAN SMITH KING | 388 | 41.77% | <div style="width: 41.77%;"><div style="width: 41.77%;"></div></div> |
| LIB J. ROBERT LATHAM | 30 | 3.23% | <div style="width: 3.23%;"><div style="width: 3.23%;"></div></div> |
| IAP TOMMY WILLIAMS | 14 | 1.51% | <div style="width: 1.51%;"><div style="width: 1.51%;"></div></div> |
| TOM TOMENY | 3 | 0.32% | <div style="width: 0.32%;"><div style="width: 0.32%;"></div></div> |
| Write-In Totals | 79 | 8.50% | <div style="width: 8.50%;"><div style="width: 8.50%;"></div></div> |

OGD36

ATTORNEY GENERAL

Vote For 1

| | TOTAL | VOTE % |
|--------------------------|-------|--------|
| REP DEREK BROWN | 380 | 40.90% |
| DEM RUDY J BAUTISTA | 362 | 38.97% |
| UUP MICHELLE QUIST | 73 | 7.86% |
| LIB W. ANDREW MCCULLOUGH | 29 | 3.12% |
| AUSTIN HEPWORTH | 26 | 2.80% |

STATE AUDITOR AUDITOR

Vote For 1

| | TOTAL | VOTE % |
|-----------------------|-------|--------|
| REP TINA CANNON | 405 | 43.60% |
| DEM CATHERINE VOUTAZ | 401 | 43.16% |
| CON JEFFREY L. OSTLER | 43 | 4.63% |

STATE TREASURER

Vote For 1

| | TOTAL | VOTE % |
|-------------------|-------|--------|
| REP MARLO M. OAKS | 412 | 44.35% |
| DEM NEIL A HANSEN | 386 | 41.55% |
| UFP MILES POMEROY | 61 | 6.57% |

UTAH HOUSE DISTRICT 10

Vote For 1

| | TOTAL | VOTE % |
|---------------------|-------|--------|
| DEM ROSEMARY LESSER | 519 | 55.87% |
| REP JILL KOFORD | 375 | 40.37% |

COUNTY COMMISSION SEAT C

Vote For 1

| | TOTAL | VOTE % |
|------------------------|-------|--------|
| DEM STEVEN VAN WAGONER | 425 | 45.75% |
| REP JIM HARVEY | 409 | 44.03% |
| LIB BRIAN K ROWLEY | 45 | 4.84% |

COUNTY ASSESSOR

Vote For 1

| | TOTAL | VOTE % |
|----------------------|-------|--------|
| REP JOHN E. ULIBARRI | 616 | 66.31% |

COUNTY RECORDER / SURVEYOR

Vote For 1

| | TOTAL | VOTE % |
|-----------------------|-------|--------|
| REP BAHY RAHIMZADEGAN | 600 | 64.59% |

OGD36



COUNTY TREASURER

Vote For 1

| | TOTAL | VOTE % | |
|--------------------|-------|--------|---|
| REP LYNELLE JENSEN | 627 | 67.49% |  |

OGDEN SCHOOL BOARD DISTRICT 5

Vote For 1

| | TOTAL | VOTE % | |
|-----------------|-------|--------|---|
| JOHN D PETERSON | 408 | 43.92% |  |
| ERIC HALL | 330 | 35.52% |  |


MATTHEW B. DURRANT

Vote For 1

| | TOTAL | VOTE % | |
|-----|-------|--------|---|
| Yes | 531 | 57.16% |  |
| No | 206 | 22.17% |  |

RYAN D. TENNEY

Vote For 1

| | TOTAL | VOTE % | |
|-----|-------|--------|---|
| Yes | 521 | 56.08% |  |
| No | 203 | 21.85% |  |

JOSEPH M. BEAN

Vote For 1

| | TOTAL | VOTE % | |
|-----|-------|--------|---|
| Yes | 515 | 55.44% |  |
| No | 207 | 22.28% |  |

RONALD G. RUSSELL

Vote For 1

| | TOTAL | VOTE % | |
|-----|-------|--------|---|
| Yes | 556 | 59.85% |  |
| No | 172 | 18.51% |  |

CRISTINA PATRICIA ORTEGA

Vote For 1

| | TOTAL | VOTE % | |
|-----|-------|--------|---|
| Yes | 542 | 58.34% |  |
| No | 199 | 21.42% |  |

CRAIG HALL

Vote For 1

| | TOTAL | VOTE % | |
|-----|-------|--------|---|
| Yes | 502 | 54.04% |  |
| No | 223 | 24.00% |  |

OGD36

MICHAEL DARIO DIREDA

Vote For 1

| | TOTAL | VOTE % | |
|-----|-------|--------|---|
| Yes | 563 | 60.60% |  |
| No | 177 | 19.05% |  |

TASHA WILLIAMS

Vote For 1

| | TOTAL | VOTE % | |
|-----|-------|--------|---|
| Yes | 563 | 60.60% |  |
| No | 172 | 18.51% |  |

CONSTITUTIONAL AMENDMENT B

Vote For 1

| | TOTAL | VOTE % | |
|---------|-------|--------|---|
| For | 626 | 67.38% |  |
| Against | 233 | 25.08% |  |

CONSTITUTIONAL AMENDMENT C

Vote For 1

| | TOTAL | VOTE % | |
|---------|-------|--------|---|
| For | 679 | 73.09% |  |
| Against | 168 | 18.08% |  |

BALLOT PROPOSITION 19

Vote For 1

| | TOTAL | VOTE % | |
|-----|-------|--------|---|
| Yes | 683 | 73.52% |  |
| No | 195 | 20.99% |  |

OGD37

Statistics TOTAL

| | |
|---------------------------|--------|
| Registered Voters - Total | 770 |
| Ballots Cast - Total | 643 |
| Voter Turnout - Total | 83.51% |

U.S. PRESIDENT / VICE PRESIDENT

Vote For 1

| | TOTAL | VOTE % | |
|-----------------------|-------|--------|---|
| REP DONALD J. TRUMP | 342 | 53.19% | <div style="width: 53.19%; background-color: #ffc107;"></div> |
| DEM KAMALA D. HARRIS | 282 | 43.86% | <div style="width: 43.86%; background-color: #ffc107;"></div> |
| GRN JILL STEIN | 4 | 0.62% | <div style="width: 0.62%; background-color: #ffc107;"></div> |
| LIB CHASE OLIVER | 4 | 0.62% | <div style="width: 0.62%; background-color: #ffc107;"></div> |
| CON JOEL SKOUSEN | 3 | 0.47% | <div style="width: 0.47%; background-color: #ffc107;"></div> |
| CORNEL RONALD WEST | 1 | 0.16% | <div style="width: 0.16%; background-color: #ffc107;"></div> |
| CLAUDIA DE LA CRUZ | 1 | 0.16% | <div style="width: 0.16%; background-color: #ffc107;"></div> |
| LUCIFER "JUSTIN CASE" | 0 | 0.00% | <div style="width: 0.00%; background-color: #ffc107;"></div> |
| Write-In Totals | 4 | 0.62% | <div style="width: 0.62%; background-color: #ffc107;"></div> |

U.S. SENATE

Vote For 1

| | TOTAL | VOTE % | |
|----------------------|-------|--------|---|
| REP JOHN CURTIS | 309 | 48.06% | <div style="width: 48.06%; background-color: #ffc107;"></div> |
| DEM CAROLINE GLEICH | 258 | 40.12% | <div style="width: 40.12%; background-color: #ffc107;"></div> |
| IAP CARLTON E. BOWEN | 38 | 5.91% | <div style="width: 5.91%; background-color: #ffc107;"></div> |
| Write-In Totals | 2 | 0.31% | <div style="width: 0.31%; background-color: #ffc107;"></div> |

U.S. HOUSE DISTRICT 1

Vote For 1

| | TOTAL | VOTE % | |
|----------------------|-------|--------|---|
| REP BLAKE D. MOORE | 330 | 51.32% | <div style="width: 51.32%; background-color: #ffc107;"></div> |
| DEM BILL CAMPBELL | 241 | 37.48% | <div style="width: 37.48%; background-color: #ffc107;"></div> |
| LIB DANIEL R. COTTAM | 26 | 4.04% | <div style="width: 4.04%; background-color: #ffc107;"></div> |

GOVERNOR / LT. GOVERNOR

Vote For 1

| | TOTAL | VOTE % | |
|----------------------|-------|--------|---|
| REP SPENCER J. COX | 285 | 44.32% | <div style="width: 44.32%; background-color: #ffc107;"></div> |
| DEM BRIAN SMITH KING | 228 | 35.46% | <div style="width: 35.46%; background-color: #ffc107;"></div> |
| LIB J. ROBERT LATHAM | 17 | 2.64% | <div style="width: 2.64%; background-color: #ffc107;"></div> |
| IAP TOMMY WILLIAMS | 13 | 2.02% | <div style="width: 2.02%; background-color: #ffc107;"></div> |
| TOM TOMENY | 4 | 0.62% | <div style="width: 0.62%; background-color: #ffc107;"></div> |
| Write-In Totals | 65 | 10.11% | <div style="width: 10.11%; background-color: #ffc107;"></div> |

OGD37

ATTORNEY GENERAL

Vote For 1

| | TOTAL | VOTE % |
|--------------------------|-------|--------|
| REP DEREK BROWN | 290 | 45.10% |
| DEM RUDY J BAUTISTA | 210 | 32.66% |
| UUP MICHELLE QUIST | 54 | 8.40% |
| LIB W. ANDREW MCCULLOUGH | 24 | 3.73% |
| AUSTIN HEPWORTH | 21 | 3.27% |

STATE AUDITOR AUDITOR

Vote For 1

| | TOTAL | VOTE % |
|-----------------------|-------|--------|
| REP TINA CANNON | 314 | 48.83% |
| DEM CATHERINE VOUTAZ | 244 | 37.95% |
| CON JEFFREY L. OSTLER | 32 | 4.98% |

STATE TREASURER

Vote For 1

| | TOTAL | VOTE % |
|-------------------|-------|--------|
| REP MARLO M. OAKS | 314 | 48.83% |
| DEM NEIL A HANSEN | 228 | 35.46% |
| UFP MILES POMEROY | 46 | 7.15% |

UTAH HOUSE DISTRICT 10

Vote For 1

| | TOTAL | VOTE % |
|---------------------|-------|--------|
| REP JILL KOFORD | 325 | 50.54% |
| DEM ROSEMARY LESSER | 293 | 45.57% |

COUNTY COMMISSION SEAT C

Vote For 1

| | TOTAL | VOTE % |
|------------------------|-------|--------|
| REP JIM HARVEY | 291 | 45.26% |
| DEM STEVEN VAN WAGONER | 268 | 41.68% |
| LIB BRIAN K ROWLEY | 42 | 6.53% |

COUNTY ASSESSOR

Vote For 1

| | TOTAL | VOTE % |
|----------------------|-------|--------|
| REP JOHN E. ULIBARRI | 419 | 65.16% |

COUNTY RECORDER / SURVEYOR

Vote For 1

| | TOTAL | VOTE % |
|-----------------------|-------|--------|
| REP BAHY RAHIMZADEGAN | 419 | 65.16% |

OGD37

COUNTY TREASURER

Vote For 1

| | TOTAL | VOTE % | |
|--------------------|-------|--------|---|
| REP LYNELLE JENSEN | 428 | 66.56% |  |

OGDEN SCHOOL BOARD DISTRICT 1

Vote For 1

| | TOTAL | VOTE % | |
|-----------------|-------|--------|---|
| ARLENE ANDERSON | 411 | 63.92% |  |

MATTHEW B. DURRANT

Vote For 1

| | TOTAL | VOTE % | |
|-----|-------|--------|---|
| Yes | 380 | 59.10% |  |
| No | 149 | 23.17% |  |

RYAN D. TENNEY

Vote For 1

| | TOTAL | VOTE % | |
|-----|-------|--------|--|
| Yes | 381 | 59.25% |  |
| No | 136 | 21.15% |  |


JOSEPH M. BEAN

Vote For 1

| | TOTAL | VOTE % | |
|-----|-------|--------|---|
| Yes | 378 | 58.79% |  |
| No | 134 | 20.84% |  |

RONALD G. RUSSELL

Vote For 1

| | TOTAL | VOTE % | |
|-----|-------|--------|---|
| Yes | 387 | 60.19% |  |
| No | 125 | 19.44% |  |


CRISTINA PATRICIA ORTEGA

Vote For 1

| | TOTAL | VOTE % | |
|-----|-------|--------|---|
| Yes | 378 | 58.79% |  |
| No | 141 | 21.93% |  |

CRAIG HALL

Vote For 1

| | TOTAL | VOTE % | |
|-----|-------|--------|---|
| Yes | 356 | 55.37% |  |
| No | 155 | 24.11% |  |

OGD37

MICHAEL DARIO DIREDA

Vote For 1

| | TOTAL | VOTE % | |
|-----|-------|--------|---|
| Yes | 402 | 62.52% |  |
| No | 117 | 18.20% |  |

TASHA WILLIAMS

Vote For 1

| | TOTAL | VOTE % | |
|-----|-------|--------|---|
| Yes | 397 | 61.74% |  |
| No | 123 | 19.13% |  |

CONSTITUTIONAL AMENDMENT B

Vote For 1

| | TOTAL | VOTE % | |
|---------|-------|--------|---|
| For | 442 | 68.74% |  |
| Against | 152 | 23.64% |  |

CONSTITUTIONAL AMENDMENT C

Vote For 1

| | TOTAL | VOTE % | |
|---------|-------|--------|---|
| For | 500 | 77.76% |  |
| Against | 103 | 16.02% |  |

BALLOT PROPOSITION 19

Vote For 1

| | TOTAL | VOTE % | |
|-----|-------|--------|---|
| Yes | 455 | 70.76% |  |
| No | 152 | 23.64% |  |

OGD38

Statistics TOTAL

| | |
|---------------------------|--------|
| Registered Voters - Total | 860 |
| Ballots Cast - Total | 750 |
| Voter Turnout - Total | 87.21% |

U.S. PRESIDENT / VICE PRESIDENT

Vote For 1

| | TOTAL | VOTE % | |
|-----------------------|-------|--------|---|
| REP DONALD J. TRUMP | 355 | 47.33% | <div style="width: 47.33%; background-color: #f1c40f;"></div> |
| DEM KAMALA D. HARRIS | 352 | 46.93% | <div style="width: 46.93%; background-color: #f1c40f;"></div> |
| LIB CHASE OLIVER | 8 | 1.07% | <div style="width: 1.07%; background-color: #f1c40f;"></div> |
| CON JOEL SKOUSEN | 5 | 0.67% | <div style="width: 0.67%; background-color: #f1c40f;"></div> |
| GRN JILL STEIN | 5 | 0.67% | <div style="width: 0.67%; background-color: #f1c40f;"></div> |
| CLAUDIA DE LA CRUZ | 2 | 0.27% | <div style="width: 0.27%; background-color: #f1c40f;"></div> |
| CORNEL RONALD WEST | 1 | 0.13% | <div style="width: 0.13%; background-color: #f1c40f;"></div> |
| LUCIFER "JUSTIN CASE" | 1 | 0.13% | <div style="width: 0.13%; background-color: #f1c40f;"></div> |
| Write-In Totals | 10 | 1.33% | <div style="width: 1.33%; background-color: #f1c40f;"></div> |

U.S. SENATE

Vote For 1

| | TOTAL | VOTE % | |
|----------------------|-------|--------|---|
| REP JOHN CURTIS | 385 | 51.33% | <div style="width: 51.33%; background-color: #f1c40f;"></div> |
| DEM CAROLINE GLEICH | 299 | 39.87% | <div style="width: 39.87%; background-color: #f1c40f;"></div> |
| IAP CARLTON E. BOWEN | 31 | 4.13% | <div style="width: 4.13%; background-color: #f1c40f;"></div> |
| Write-In Totals | 6 | 0.80% | <div style="width: 0.80%; background-color: #f1c40f;"></div> |

U.S. HOUSE DISTRICT 1

Vote For 1

| | TOTAL | VOTE % | |
|----------------------|-------|--------|---|
| REP BLAKE D. MOORE | 392 | 52.27% | <div style="width: 52.27%; background-color: #f1c40f;"></div> |
| DEM BILL CAMPBELL | 280 | 37.33% | <div style="width: 37.33%; background-color: #f1c40f;"></div> |
| LIB DANIEL R. COTTAM | 32 | 4.27% | <div style="width: 4.27%; background-color: #f1c40f;"></div> |

GOVERNOR / LT. GOVERNOR

Vote For 1

| | TOTAL | VOTE % | |
|----------------------|-------|--------|---|
| REP SPENCER J. COX | 345 | 46.00% | <div style="width: 46.00%; background-color: #f1c40f;"></div> |
| DEM BRIAN SMITH KING | 267 | 35.60% | <div style="width: 35.60%; background-color: #f1c40f;"></div> |
| LIB J. ROBERT LATHAM | 27 | 3.60% | <div style="width: 3.60%; background-color: #f1c40f;"></div> |
| IAP TOMMY WILLIAMS | 10 | 1.33% | <div style="width: 1.33%; background-color: #f1c40f;"></div> |
| TOM TOMENY | 4 | 0.53% | <div style="width: 0.53%; background-color: #f1c40f;"></div> |
| Write-In Totals | 70 | 9.33% | <div style="width: 9.33%; background-color: #f1c40f;"></div> |

OGD38

ATTORNEY GENERAL

Vote For 1

| | TOTAL | VOTE % |
|--------------------------|-------|--------|
| REP DEREK BROWN | 338 | 45.07% |
| DEM RUDY J BAUTISTA | 267 | 35.60% |
| UUP MICHELLE QUIST | 60 | 8.00% |
| LIB W. ANDREW MCCULLOUGH | 25 | 3.33% |
| AUSTIN HEPWORTH | 22 | 2.93% |

STATE AUDITOR AUDITOR

Vote For 1

| | TOTAL | VOTE % |
|-----------------------|-------|--------|
| REP TINA CANNON | 372 | 49.60% |
| DEM CATHERINE VOUTAZ | 293 | 39.07% |
| CON JEFFREY L. OSTLER | 34 | 4.53% |

STATE TREASURER

Vote For 1

| | TOTAL | VOTE % |
|-------------------|-------|--------|
| REP MARLO M. OAKS | 373 | 49.73% |
| DEM NEIL A HANSEN | 281 | 37.47% |
| UFP MILES POMEROY | 41 | 5.47% |

UTAH HOUSE DISTRICT 10

Vote For 1

| | TOTAL | VOTE % |
|---------------------|-------|--------|
| REP JILL KOFORD | 364 | 48.53% |
| DEM ROSEMARY LESSER | 361 | 48.13% |

COUNTY COMMISSION SEAT C

Vote For 1

| | TOTAL | VOTE % |
|------------------------|-------|--------|
| REP JIM HARVEY | 334 | 44.53% |
| DEM STEVEN VAN WAGONER | 329 | 43.87% |
| LIB BRIAN K ROWLEY | 45 | 6.00% |

COUNTY ASSESSOR

Vote For 1

| | TOTAL | VOTE % |
|----------------------|-------|--------|
| REP JOHN E. ULIBARRI | 522 | 69.60% |

COUNTY RECORDER / SURVEYOR

Vote For 1

| | TOTAL | VOTE % |
|-----------------------|-------|--------|
| REP BAHY RAHIMZADEGAN | 501 | 66.80% |

OGD38

COUNTY TREASURER

Vote For 1

| | TOTAL | VOTE % | |
|--------------------|-------|--------|---|
| REP LYNELLE JENSEN | 532 | 70.93% |  |

OGDEN SCHOOL BOARD DISTRICT 5

Vote For 1

| | TOTAL | VOTE % | |
|-----------------|-------|--------|---|
| JOHN D PETERSON | 328 | 43.73% |  |
| ERIC HALL | 259 | 34.53% |  |


MATTHEW B. DURRANT

Vote For 1

| | TOTAL | VOTE % | |
|-----|-------|--------|---|
| Yes | 462 | 61.60% |  |
| No | 139 | 18.53% |  |


RYAN D. TENNEY

Vote For 1

| | TOTAL | VOTE % | |
|-----|-------|--------|---|
| Yes | 452 | 60.27% |  |
| No | 133 | 17.73% |  |


JOSEPH M. BEAN

Vote For 1

| | TOTAL | VOTE % | |
|-----|-------|--------|---|
| Yes | 448 | 59.73% |  |
| No | 136 | 18.13% |  |

RONALD G. RUSSELL

Vote For 1

| | TOTAL | VOTE % | |
|-----|-------|--------|---|
| Yes | 466 | 62.13% |  |
| No | 120 | 16.00% |  |

CRISTINA PATRICIA ORTEGA

Vote For 1

| | TOTAL | VOTE % | |
|-----|-------|--------|---|
| Yes | 463 | 61.73% |  |
| No | 132 | 17.60% |  |

CRAIG HALL

Vote For 1

| | TOTAL | VOTE % | |
|-----|-------|--------|---|
| Yes | 442 | 58.93% |  |
| No | 138 | 18.40% |  |

OGD38

MICHAEL DARIO DIREDA

Vote For 1

| | TOTAL | VOTE % | |
|-----|-------|--------|---|
| Yes | 467 | 62.27% |  |
| No | 124 | 16.53% |  |

TASHA WILLIAMS

Vote For 1

| | TOTAL | VOTE % | |
|-----|-------|--------|---|
| Yes | 481 | 64.13% |  |
| No | 105 | 14.00% |  |

CONSTITUTIONAL AMENDMENT B

Vote For 1

| | TOTAL | VOTE % | |
|---------|-------|--------|---|
| For | 480 | 64.00% |  |
| Against | 212 | 28.27% |  |

CONSTITUTIONAL AMENDMENT C

Vote For 1

| | TOTAL | VOTE % | |
|---------|-------|--------|---|
| For | 579 | 77.20% |  |
| Against | 111 | 14.80% |  |

BALLOT PROPOSITION 19

Vote For 1

| | TOTAL | VOTE % | |
|-----|-------|--------|---|
| Yes | 515 | 68.67% |  |
| No | 186 | 24.80% |  |

OGD39

Statistics TOTAL

| | |
|---------------------------|--------|
| Registered Voters - Total | 989 |
| Ballots Cast - Total | 886 |
| Voter Turnout - Total | 89.59% |

U.S. PRESIDENT / VICE PRESIDENT

Vote For 1

| | TOTAL | VOTE % | |
|-----------------------|-------|--------|---|
| DEM KAMALA D. HARRIS | 426 | 48.08% | <div style="width: 48.08%; height: 10px; background-color: #ffc107;"></div> |
| REP DONALD J. TRUMP | 407 | 45.94% | <div style="width: 45.94%; height: 10px; background-color: #ffc107;"></div> |
| LIB CHASE OLIVER | 11 | 1.24% | <div style="width: 1.24%; height: 10px; background-color: #ffc107;"></div> |
| GRN JILL STEIN | 7 | 0.79% | <div style="width: 0.79%; height: 10px; background-color: #ffc107;"></div> |
| LUCIFER "JUSTIN CASE" | 5 | 0.56% | <div style="width: 0.56%; height: 10px; background-color: #ffc107;"></div> |
| CON JOEL SKOUSEN | 3 | 0.34% | <div style="width: 0.34%; height: 10px; background-color: #ffc107;"></div> |
| CORNEL RONALD WEST | 2 | 0.23% | <div style="width: 0.23%; height: 10px; background-color: #ffc107;"></div> |
| CLAUDIA DE LA CRUZ | 1 | 0.11% | <div style="width: 0.11%; height: 10px; background-color: #ffc107;"></div> |
| Write-In Totals | 12 | 1.35% | <div style="width: 1.35%; height: 10px; background-color: #ffc107;"></div> |

U.S. SENATE

Vote For 1

| | TOTAL | VOTE % | |
|----------------------|-------|--------|---|
| REP JOHN CURTIS | 473 | 53.39% | <div style="width: 53.39%; height: 10px; background-color: #ffc107;"></div> |
| DEM CAROLINE GLEICH | 345 | 38.94% | <div style="width: 38.94%; height: 10px; background-color: #ffc107;"></div> |
| IAP CARLTON E. BOWEN | 26 | 2.93% | <div style="width: 2.93%; height: 10px; background-color: #ffc107;"></div> |
| Write-In Totals | 4 | 0.45% | <div style="width: 0.45%; height: 10px; background-color: #ffc107;"></div> |

U.S. HOUSE DISTRICT 1

Vote For 1

| | TOTAL | VOTE % | |
|----------------------|-------|--------|---|
| REP BLAKE D. MOORE | 504 | 56.88% | <div style="width: 56.88%; height: 10px; background-color: #ffc107;"></div> |
| DEM BILL CAMPBELL | 304 | 34.31% | <div style="width: 34.31%; height: 10px; background-color: #ffc107;"></div> |
| LIB DANIEL R. COTTAM | 33 | 3.72% | <div style="width: 3.72%; height: 10px; background-color: #ffc107;"></div> |

GOVERNOR / LT. GOVERNOR






Vote For 1

| | TOTAL | VOTE % | |
|----------------------|-------|--------|---|
| REP SPENCER J. COX | 452 | 51.02% | <div style="width: 51.02%; height: 10px; background-color: #ffc107;"></div> |
| DEM BRIAN SMITH KING | 293 | 33.07% | <div style="width: 33.07%; height: 10px; background-color: #ffc107;"></div> |
| LIB J. ROBERT LATHAM | 24 | 2.71% | <div style="width: 2.71%; height: 10px; background-color: #ffc107;"></div> |
| IAP TOMMY WILLIAMS | 13 | 1.47% | <div style="width: 1.47%; height: 10px; background-color: #ffc107;"></div> |
| TOM TOMENY | 3 | 0.34% | <div style="width: 0.34%; height: 10px; background-color: #ffc107;"></div> |
| Write-In Totals | 80 | 9.03% | <div style="width: 9.03%; height: 10px; background-color: #ffc107;"></div> |

OGD39

ATTORNEY GENERAL

Vote For 1

| | TOTAL | VOTE % | |
|--------------------------|-------|--------|---|
| REP DEREK BROWN | 435 | 49.10% |  |
| DEM RUDY J BAUTISTA | 274 | 30.93% |  |
| UUP MICHELLE QUIST | 86 | 9.71% |  |
| AUSTIN HEPWORTH | 26 | 2.93% |  |
| LIB W. ANDREW MCCULLOUGH | 22 | 2.48% |  |




STATE AUDITOR AUDITOR

Vote For 1

| | TOTAL | VOTE % | |
|-----------------------|-------|--------|---|
| REP TINA CANNON | 478 | 53.95% |  |
| DEM CATHERINE VOUTAZ | 317 | 35.78% |  |
| CON JEFFREY L. OSTLER | 32 | 3.61% |  |


STATE TREASURER

Vote For 1

| | TOTAL | VOTE % | |
|-------------------|-------|--------|---|
| REP MARLO M. OAKS | 469 | 52.93% |  |
| DEM NEIL A HANSEN | 315 | 35.55% |  |
| UFP MILES POMEROY | 44 | 4.97% |  |




UTAH HOUSE DISTRICT 10

Vote For 1

| | TOTAL | VOTE % | |
|---------------------|-------|--------|---|
| DEM ROSEMARY LESSER | 454 | 51.24% |  |
| REP JILL KOFORD | 420 | 47.40% |  |

COUNTY COMMISSION SEAT C

Vote For 1

| | TOTAL | VOTE % | |
|------------------------|-------|--------|---|
| REP JIM HARVEY | 422 | 47.63% |  |
| DEM STEVEN VAN WAGONER | 398 | 44.92% |  |
| LIB BRIAN K ROWLEY | 38 | 4.29% |  |

COUNTY ASSESSOR

Vote For 1

| | TOTAL | VOTE % | |
|----------------------|-------|--------|---|
| REP JOHN E. ULIBARRI | 640 | 72.23% |  |

COUNTY RECORDER / SURVEYOR

Vote For 1

| | TOTAL | VOTE % | |
|-----------------------|-------|--------|---|
| REP BAHY RAHIMZADEGAN | 612 | 69.07% |  |

OGD39

COUNTY TREASURER

Vote For 1

| | TOTAL | VOTE % | |
|--------------------|-------|--------|---|
| REP LYNELLE JENSEN | 636 | 71.78% |  |



OGDEN SCHOOL BOARD DISTRICT 5

Vote For 1

| | TOTAL | VOTE % | |
|-----------------|-------|--------|---|
| ERIC HALL | 401 | 45.26% |  |
| JOHN D PETERSON | 330 | 37.25% |  |

MATTHEW B. DURRANT

Vote For 1

| | TOTAL | VOTE % | |
|-----|-------|--------|---|
| Yes | 557 | 62.87% |  |
| No | 152 | 17.16% |  |


RYAN D. TENNEY

Vote For 1

| | TOTAL | VOTE % | |
|-----|-------|--------|---|
| Yes | 549 | 61.96% |  |
| No | 151 | 17.04% |  |


JOSEPH M. BEAN

Vote For 1

| | TOTAL | VOTE % | |
|-----|-------|--------|---|
| Yes | 534 | 60.27% |  |
| No | 167 | 18.85% |  |

RONALD G. RUSSELL

Vote For 1

| | TOTAL | VOTE % | |
|-----|-------|--------|---|
| Yes | 573 | 64.67% |  |
| No | 128 | 14.45% |  |


CRISTINA PATRICIA ORTEGA

Vote For 1

| | TOTAL | VOTE % | |
|-----|-------|--------|---|
| Yes | 544 | 61.40% |  |
| No | 157 | 17.72% |  |

CRAIG HALL

Vote For 1

| | TOTAL | VOTE % | |
|-----|-------|--------|---|
| Yes | 524 | 59.14% |  |
| No | 169 | 19.07% |  |

OGD39

MICHAEL DARIO DIREDA

Vote For 1

| | TOTAL | VOTE % | |
|-----|-------|--------|---|
| Yes | 559 | 63.09% |  |
| No | 139 | 15.69% |  |

TASHA WILLIAMS

Vote For 1

| | TOTAL | VOTE % | |
|-----|-------|--------|---|
| Yes | 559 | 63.09% |  |
| No | 139 | 15.69% |  |

CONSTITUTIONAL AMENDMENT B

Vote For 1

| | TOTAL | VOTE % | |
|---------|-------|--------|---|
| For | 588 | 66.37% |  |
| Against | 241 | 27.20% |  |

CONSTITUTIONAL AMENDMENT C

Vote For 1

| | TOTAL | VOTE % | |
|---------|-------|--------|---|
| For | 655 | 73.93% |  |
| Against | 165 | 18.62% |  |

BALLOT PROPOSITION 19

Vote For 1

| | TOTAL | VOTE % | |
|-----|-------|--------|---|
| Yes | 642 | 72.46% |  |
| No | 213 | 24.04% |  |

OGD40

Statistics TOTAL

| | |
|---------------------------|--------|
| Registered Voters - Total | 1,115 |
| Ballots Cast - Total | 987 |
| Voter Turnout - Total | 88.52% |

U.S. PRESIDENT / VICE PRESIDENT

Vote For 1

| | TOTAL | VOTE % | |
|-----------------------|-------|--------|--|
| REP DONALD J. TRUMP | 484 | 49.04% | |
| DEM KAMALA D. HARRIS | 453 | 45.90% | |
| LIB CHASE OLIVER | 13 | 1.32% | |
| CLAUDIA DE LA CRUZ | 4 | 0.41% | |
| CON JOEL SKOUSEN | 3 | 0.30% | |
| LUCIFER "JUSTIN CASE" | 2 | 0.20% | |
| GRN JILL STEIN | 2 | 0.20% | |
| CORNEL RONALD WEST | 0 | 0.00% | |
| Write-In Totals | 19 | 1.92% | |

U.S. SENATE

Vote For 1

| | TOTAL | VOTE % | |
|----------------------|-------|--------|--|
| REP JOHN CURTIS | 546 | 55.32% | |
| DEM CAROLINE GLEICH | 388 | 39.31% | |
| IAP CARLTON E. BOWEN | 27 | 2.74% | |
| Write-In Totals | 0 | 0.00% | |

U.S. HOUSE DISTRICT 1

Vote For 1

| | TOTAL | VOTE % | |
|----------------------|-------|--------|--|
| REP BLAKE D. MOORE | 550 | 55.72% | |
| DEM BILL CAMPBELL | 366 | 37.08% | |
| LIB DANIEL R. COTTAM | 32 | 3.24% | |

GOVERNOR / LT. GOVERNOR






Vote For 1

| | TOTAL | VOTE % | |
|----------------------|-------|--------|--|
| REP SPENCER J. COX | 500 | 50.66% | |
| DEM BRIAN SMITH KING | 331 | 33.54% | |
| LIB J. ROBERT LATHAM | 31 | 3.14% | |
| IAP TOMMY WILLIAMS | 15 | 1.52% | |
| TOM TOMENY | 1 | 0.10% | |
| Write-In Totals | 88 | 8.92% | |

OGD40

ATTORNEY GENERAL

Vote For 1

| | TOTAL | VOTE % | |
|--------------------------|-------|--------|---|
| REP DEREK BROWN | 500 | 50.66% |  |
| DEM RUDY J BAUTISTA | 320 | 32.42% |  |
| UUP MICHELLE QUIST | 67 | 6.79% |  |
| LIB W. ANDREW MCCULLOUGH | 39 | 3.95% |  |
| AUSTIN HEPWORTH | 13 | 1.32% |  |




STATE AUDITOR AUDITOR

Vote For 1

| | TOTAL | VOTE % | |
|-----------------------|-------|--------|---|
| REP TINA CANNON | 536 | 54.31% |  |
| DEM CATHERINE VOUTAZ | 353 | 35.76% |  |
| CON JEFFREY L. OSTLER | 36 | 3.65% |  |

STATE TREASURER

Vote For 1

| | TOTAL | VOTE % | |
|-------------------|-------|--------|---|
| REP MARLO M. OAKS | 523 | 52.99% |  |
| DEM NEIL A HANSEN | 348 | 35.26% |  |
| UFP MILES POMEROY | 48 | 4.86% |  |




UTAH HOUSE DISTRICT 10

Vote For 1

| | TOTAL | VOTE % | |
|---------------------|-------|--------|---|
| REP JILL KOFORD | 488 | 49.44% |  |
| DEM ROSEMARY LESSER | 475 | 48.13% |  |

COUNTY COMMISSION SEAT C

Vote For 1

| | TOTAL | VOTE % | |
|------------------------|-------|--------|---|
| REP JIM HARVEY | 485 | 49.14% |  |
| DEM STEVEN VAN WAGONER | 422 | 42.76% |  |
| LIB BRIAN K ROWLEY | 41 | 4.15% |  |


COUNTY ASSESSOR

Vote For 1

| | TOTAL | VOTE % | |
|----------------------|-------|--------|---|
| REP JOHN E. ULIBARRI | 709 | 71.83% |  |

COUNTY RECORDER / SURVEYOR

Vote For 1

| | TOTAL | VOTE % | |
|-----------------------|-------|--------|---|
| REP BAHY RAHIMZADEGAN | 701 | 71.02% |  |

OGD40

COUNTY TREASURER

Vote For 1

| | TOTAL | VOTE % | |
|--------------------|-------|--------|---|
| REP LYNELLE JENSEN | 730 | 73.96% |  |

OGDEN SCHOOL BOARD DISTRICT 5

Vote For 1

| | TOTAL | VOTE % | |
|-----------------|-------|--------|---|
| ERIC HALL | 408 | 41.34% |  |
| JOHN D PETERSON | 388 | 39.31% |  |

MATTHEW B. DURRANT

Vote For 1

| | TOTAL | VOTE % | |
|-----|-------|--------|---|
| Yes | 640 | 64.84% |  |
| No | 154 | 15.60% |  |


RYAN D. TENNEY

Vote For 1

| | TOTAL | VOTE % | |
|-----|-------|--------|---|
| Yes | 637 | 64.54% |  |
| No | 148 | 14.99% |  |

JOSEPH M. BEAN

Vote For 1

| | TOTAL | VOTE % | |
|-----|-------|--------|---|
| Yes | 638 | 64.64% |  |
| No | 146 | 14.79% |  |

RONALD G. RUSSELL

Vote For 1

| | TOTAL | VOTE % | |
|-----|-------|--------|---|
| Yes | 646 | 65.45% |  |
| No | 137 | 13.88% |  |


CRISTINA PATRICIA ORTEGA

Vote For 1

| | TOTAL | VOTE % | |
|-----|-------|--------|---|
| Yes | 644 | 65.25% |  |
| No | 147 | 14.89% |  |

CRAIG HALL

Vote For 1

| | TOTAL | VOTE % | |
|-----|-------|--------|---|
| Yes | 608 | 61.60% |  |
| No | 174 | 17.63% |  |

OGD40

MICHAEL DARIO DIREDA

Vote For 1

| | TOTAL | VOTE % | |
|-----|-------|--------|---|
| Yes | 664 | 67.27% |  |
| No | 123 | 12.46% |  |

TASHA WILLIAMS

Vote For 1

| | TOTAL | VOTE % | |
|-----|-------|--------|---|
| Yes | 658 | 66.67% |  |
| No | 129 | 13.07% |  |

CONSTITUTIONAL AMENDMENT B

Vote For 1

| | TOTAL | VOTE % | |
|---------|-------|--------|---|
| For | 646 | 65.45% |  |
| Against | 270 | 27.36% |  |

CONSTITUTIONAL AMENDMENT C

Vote For 1

| | TOTAL | VOTE % | |
|---------|-------|--------|---|
| For | 729 | 73.86% |  |
| Against | 183 | 18.54% |  |

BALLOT PROPOSITION 19

Vote For 1

| | TOTAL | VOTE % | |
|-----|-------|--------|---|
| Yes | 690 | 69.91% |  |
| No | 247 | 25.03% |  |

OGD41

Statistics TOTAL

| | |
|---------------------------|--------|
| Registered Voters - Total | 1,075 |
| Ballots Cast - Total | 993 |
| Voter Turnout - Total | 92.37% |

U.S. PRESIDENT / VICE PRESIDENT

Vote For 1

| | TOTAL | VOTE % | |
|-----------------------|-------|--------|--|
| REP DONALD J. TRUMP | 509 | 51.26% | |
| DEM KAMALA D. HARRIS | 436 | 43.91% | |
| LIB CHASE OLIVER | 10 | 1.01% | |
| GRN JILL STEIN | 2 | 0.20% | |
| CORNEL RONALD WEST | 1 | 0.10% | |
| CON JOEL SKOUSEN | 1 | 0.10% | |
| CLAUDIA DE LA CRUZ | 1 | 0.10% | |
| LUCIFER "JUSTIN CASE" | 0 | 0.00% | |
| Write-In Totals | 22 | 2.22% | |

U.S. SENATE

Vote For 1

| | TOTAL | VOTE % | |
|----------------------|-------|--------|--|
| REP JOHN CURTIS | 573 | 57.70% | |
| DEM CAROLINE GLEICH | 349 | 35.15% | |
| IAP CARLTON E. BOWEN | 34 | 3.42% | |
| Write-In Totals | 5 | 0.50% | |

U.S. HOUSE DISTRICT 1

Vote For 1

| | TOTAL | VOTE % | |
|----------------------|-------|--------|--|
| REP BLAKE D. MOORE | 589 | 59.32% | |
| DEM BILL CAMPBELL | 322 | 32.43% | |
| LIB DANIEL R. COTTAM | 40 | 4.03% | |

GOVERNOR / LT. GOVERNOR

Vote For 1

| | TOTAL | VOTE % | |
|----------------------|-------|--------|--|
| REP SPENCER J. COX | 526 | 52.97% | |
| DEM BRIAN SMITH KING | 315 | 31.72% | |
| LIB J. ROBERT LATHAM | 27 | 2.72% | |
| TOM TOMENY | 2 | 0.20% | |
| IAP TOMMY WILLIAMS | 1 | 0.10% | |
| Write-In Totals | 100 | 10.07% | |

OGD41

ATTORNEY GENERAL

Vote For 1

| | TOTAL | VOTE % | |
|--------------------------|-------|--------|--|
| REP DEREK BROWN | 514 | 51.76% | <div style="width: 51.76%;"><div style="width: 51.76%;"></div></div> |
| DEM RUDY J BAUTISTA | 317 | 31.92% | <div style="width: 31.92%;"><div style="width: 31.92%;"></div></div> |
| UUP MICHELLE QUIST | 71 | 7.15% | <div style="width: 7.15%;"><div style="width: 7.15%;"></div></div> |
| LIB W. ANDREW MCCULLOUGH | 38 | 3.83% | <div style="width: 3.83%;"><div style="width: 3.83%;"></div></div> |
| AUSTIN HEPWORTH | 15 | 1.51% | <div style="width: 1.51%;"><div style="width: 1.51%;"></div></div> |

STATE AUDITOR AUDITOR

Vote For 1

| | TOTAL | VOTE % | |
|-----------------------|-------|--------|--|
| REP TINA CANNON | 550 | 55.39% | <div style="width: 55.39%;"><div style="width: 55.39%;"></div></div> |
| DEM CATHERINE VOUTAZ | 345 | 34.74% | <div style="width: 34.74%;"><div style="width: 34.74%;"></div></div> |
| CON JEFFREY L. OSTLER | 38 | 3.83% | <div style="width: 3.83%;"><div style="width: 3.83%;"></div></div> |

STATE TREASURER

Vote For 1

| | TOTAL | VOTE % | |
|-------------------|-------|--------|--|
| REP MARLO M. OAKS | 543 | 54.68% | <div style="width: 54.68%;"><div style="width: 54.68%;"></div></div> |
| DEM NEIL A HANSEN | 354 | 35.65% | <div style="width: 35.65%;"><div style="width: 35.65%;"></div></div> |
| UFP MILES POMEROY | 39 | 3.93% | <div style="width: 3.93%;"><div style="width: 3.93%;"></div></div> |

UTAH HOUSE DISTRICT 10

Vote For 1

| | TOTAL | VOTE % | |
|---------------------|-------|--------|--|
| REP JILL KOFORD | 494 | 49.75% | <div style="width: 49.75%;"><div style="width: 49.75%;"></div></div> |
| DEM ROSEMARY LESSER | 482 | 48.54% | <div style="width: 48.54%;"><div style="width: 48.54%;"></div></div> |

COUNTY COMMISSION SEAT C

Vote For 1

| | TOTAL | VOTE % | |
|------------------------|-------|--------|--|
| REP JIM HARVEY | 498 | 50.15% | <div style="width: 50.15%;"><div style="width: 50.15%;"></div></div> |
| DEM STEVEN VAN WAGONER | 426 | 42.90% | <div style="width: 42.90%;"><div style="width: 42.90%;"></div></div> |
| LIB BRIAN K ROWLEY | 32 | 3.22% | <div style="width: 3.22%;"><div style="width: 3.22%;"></div></div> |

COUNTY ASSESSOR

Vote For 1

| | TOTAL | VOTE % | |
|----------------------|-------|--------|--|
| REP JOHN E. ULIBARRI | 740 | 74.52% | <div style="width: 74.52%;"><div style="width: 74.52%;"></div></div> |

COUNTY RECORDER / SURVEYOR

Vote For 1

| | TOTAL | VOTE % | |
|-----------------------|-------|--------|--|
| REP BAHY RAHIMZADEGAN | 699 | 70.39% | <div style="width: 70.39%;"><div style="width: 70.39%;"></div></div> |

OGD41

COUNTY TREASURER

Vote For 1

| | TOTAL | VOTE % | |
|--------------------|-------|--------|---|
| REP LYNELLE JENSEN | 735 | 74.02% |  |

OGDEN SCHOOL BOARD DISTRICT 5

Vote For 1

| | TOTAL | VOTE % | |
|-----------------|-------|--------|---|
| JOHN D PETERSON | 429 | 43.20% |  |
| ERIC HALL | 383 | 38.57% |  |

MATTHEW B. DURRANT

Vote For 1

| | TOTAL | VOTE % | |
|-----|-------|--------|---|
| Yes | 631 | 63.54% |  |
| No | 178 | 17.93% |  |

RYAN D. TENNEY

Vote For 1

| | TOTAL | VOTE % | |
|-----|-------|--------|---|
| Yes | 619 | 62.34% |  |
| No | 178 | 17.93% |  |

JOSEPH M. BEAN

Vote For 1

| | TOTAL | VOTE % | |
|-----|-------|--------|---|
| Yes | 620 | 62.44% |  |
| No | 179 | 18.03% |  |

RONALD G. RUSSELL

Vote For 1

| | TOTAL | VOTE % | |
|-----|-------|--------|---|
| Yes | 638 | 64.25% |  |
| No | 160 | 16.11% |  |



CRISTINA PATRICIA ORTEGA

Vote For 1

| | TOTAL | VOTE % | |
|-----|-------|--------|---|
| Yes | 607 | 61.13% |  |
| No | 194 | 19.54% |  |

CRAIG HALL

Vote For 1

| | TOTAL | VOTE % | |
|-----|-------|--------|---|
| Yes | 601 | 60.52% |  |
| No | 195 | 19.64% |  |

OGD41

MICHAEL DARIO DIREDA

Vote For 1

| | TOTAL | VOTE % | |
|-----|-------|--------|---|
| Yes | 635 | 63.95% |  |
| No | 170 | 17.12% |  |

TASHA WILLIAMS

Vote For 1

| | TOTAL | VOTE % | |
|-----|-------|--------|---|
| Yes | 635 | 63.95% |  |
| No | 168 | 16.92% |  |

CONSTITUTIONAL AMENDMENT B

Vote For 1

| | TOTAL | VOTE % | |
|---------|-------|--------|---|
| For | 632 | 63.65% |  |
| Against | 295 | 29.71% |  |

CONSTITUTIONAL AMENDMENT C

Vote For 1

| | TOTAL | VOTE % | |
|---------|-------|--------|---|
| For | 698 | 70.29% |  |
| Against | 234 | 23.56% |  |

BALLOT PROPOSITION 19

Vote For 1

| | TOTAL | VOTE % | |
|-----|-------|--------|---|
| Yes | 690 | 69.49% |  |
| No | 257 | 25.88% |  |

PLC01

Statistics TOTAL

| | |
|---------------------------|--------|
| Registered Voters - Total | 1,186 |
| Ballots Cast - Total | 1,067 |
| Voter Turnout - Total | 89.97% |

U.S. PRESIDENT / VICE PRESIDENT

Vote For 1

| | TOTAL | VOTE % | |
|-----------------------|-------|--------|--|
| REP DONALD J. TRUMP | 767 | 71.88% | |
| DEM KAMALA D. HARRIS | 252 | 23.62% | |
| LIB CHASE OLIVER | 10 | 0.94% | |
| CON JOEL SKOUSEN | 5 | 0.47% | |
| GRN JILL STEIN | 2 | 0.19% | |
| CORNEL RONALD WEST | 1 | 0.09% | |
| LUCIFER "JUSTIN CASE" | 1 | 0.09% | |
| CLAUDIA DE LA CRUZ | 1 | 0.09% | |
| Write-In Totals | 18 | 1.69% | |

U.S. SENATE

Vote For 1

| | TOTAL | VOTE % | |
|----------------------|-------|--------|--|
| REP JOHN CURTIS | 778 | 72.91% | |
| DEM CAROLINE GLEICH | 196 | 18.37% | |
| IAP CARLTON E. BOWEN | 47 | 4.40% | |
| Write-In Totals | 9 | 0.84% | |

U.S. HOUSE DISTRICT 1

Vote For 1

| | TOTAL | VOTE % | |
|----------------------|-------|--------|--|
| REP BLAKE D. MOORE | 756 | 70.85% | |
| DEM BILL CAMPBELL | 208 | 19.49% | |
| LIB DANIEL R. COTTAM | 45 | 4.22% | |

GOVERNOR / LT. GOVERNOR

Vote For 1

| | TOTAL | VOTE % | |
|----------------------|-------|--------|--|
| REP SPENCER J. COX | 659 | 61.76% | |
| DEM BRIAN SMITH KING | 185 | 17.34% | |
| LIB J. ROBERT LATHAM | 25 | 2.34% | |
| IAP TOMMY WILLIAMS | 17 | 1.59% | |
| TOM TOMENY | 3 | 0.28% | |
| Write-In Totals | 152 | 14.25% | |

PLC01

ATTORNEY GENERAL

Vote For 1

| | TOTAL | VOTE % | |
|--------------------------|-------|--------|--|
| REP DEREK BROWN | 736 | 68.98% | |
| DEM RUDY J BAUTISTA | 168 | 15.75% | |
| UUP MICHELLE QUIST | 47 | 4.40% | |
| LIB W. ANDREW MCCULLOUGH | 35 | 3.28% | |
| AUSTIN HEPWORTH | 32 | 3.00% | |

STATE AUDITOR AUDITOR

Vote For 1

| | TOTAL | VOTE % | |
|-----------------------|-------|--------|--|
| REP TINA CANNON | 771 | 72.26% | |
| DEM CATHERINE VOUTAZ | 179 | 16.78% | |
| CON JEFFREY L. OSTLER | 46 | 4.31% | |

STATE TREASURER

Vote For 1

| | TOTAL | VOTE % | |
|-------------------|-------|--------|--|
| REP MARLO M. OAKS | 759 | 71.13% | |
| DEM NEIL A HANSEN | 199 | 18.65% | |
| UFP MILES POMEROY | 45 | 4.22% | |

UTAH SENATE DISTRICT 4

Vote For 1

| | TOTAL | VOTE % | |
|--------------------------|-------|--------|--|
| REP CALVIN RAY MUSSELMAN | 747 | 70.01% | |

UTAH HOUSE DISTRICT 6

Vote For 1

| | TOTAL | VOTE % | |
|----------------------|-------|--------|--|
| REP MATTHEW H. GWYNN | 781 | 73.20% | |
| DEM AMBER HARDY | 214 | 20.06% | |

COUNTY COMMISSION SEAT C

Vote For 1

| | TOTAL | VOTE % | |
|------------------------|-------|--------|--|
| REP JIM HARVEY | 593 | 55.58% | |
| DEM STEVEN VAN WAGONER | 351 | 32.90% | |
| LIB BRIAN K ROWLEY | 68 | 6.37% | |

COUNTY ASSESSOR

Vote For 1

| | TOTAL | VOTE % | |
|----------------------|-------|--------|--|
| REP JOHN E. ULIBARRI | 839 | 78.63% | |

PLC01

COUNTY RECORDER / SURVEYOR

Vote For 1

| | TOTAL | VOTE % | |
|-----------------------|-------|--------|--|
| REP BAHY RAHIMZADEGAN | 829 | 77.69% | |

COUNTY TREASURER

Vote For 1

| | TOTAL | VOTE % | |
|--------------------|-------|--------|--|
| REP LYNELLE JENSEN | 859 | 80.51% | |

WEBER SCHOOL BOARD DISTRICT 4

Vote For 1

| | TOTAL | VOTE % | |
|------------------|-------|--------|--|
| PAUL J. WIDDISON | 798 | 74.79% | |

MATTHEW B. DURRANT

Vote For 1

| | TOTAL | VOTE % | |
|-----|-------|--------|--|
| Yes | 709 | 66.45% | |
| No | 151 | 14.15% | |

RYAN D. TENNEY

Vote For 1

| | TOTAL | VOTE % | |
|-----|-------|--------|--|
| Yes | 687 | 64.39% | |
| No | 160 | 15.00% | |

JOSEPH M. BEAN

Vote For 1

| | TOTAL | VOTE % | |
|-----|-------|--------|--|
| Yes | 685 | 64.20% | |
| No | 158 | 14.81% | |

RONALD G. RUSSELL

Vote For 1

| | TOTAL | VOTE % | |
|-----|-------|--------|--|
| Yes | 693 | 64.95% | |
| No | 159 | 14.90% | |

CRISTINA PATRICIA ORTEGA

Vote For 1

| | TOTAL | VOTE % | |
|-----|-------|--------|--|
| Yes | 669 | 62.70% | |
| No | 178 | 16.68% | |

PLC01

CRAIG HALL

Vote For 1

| | TOTAL | VOTE % | |
|-----|-------|--------|--|
| Yes | 667 | 62.51% | |
| No | 178 | 16.68% | |

MICHAEL DARIO DIREDA

Vote For 1

| | TOTAL | VOTE % | |
|-----|-------|--------|--|
| Yes | 685 | 64.20% | |
| No | 165 | 15.46% | |

TASHA WILLIAMS

Vote For 1

| | TOTAL | VOTE % | |
|-----|-------|--------|--|
| Yes | 689 | 64.57% | |
| No | 161 | 15.09% | |

CONSTITUTIONAL AMENDMENT B

Vote For 1

| | TOTAL | VOTE % | |
|---------|-------|--------|--|
| For | 641 | 60.08% | |
| Against | 345 | 32.33% | |

CONSTITUTIONAL AMENDMENT C

Vote For 1

| | TOTAL | VOTE % | |
|---------|-------|--------|--|
| For | 825 | 77.32% | |
| Against | 173 | 16.21% | |

BALLOT PROPOSITION 19

Vote For 1

| | TOTAL | VOTE % | |
|-----|-------|--------|--|
| Yes | 619 | 58.01% | |
| No | 390 | 36.55% | |

PLC02

| Statistics | TOTAL |
|---------------------------|--------|
| Registered Voters - Total | 1,026 |
| Ballots Cast - Total | 911 |
| Voter Turnout - Total | 88.79% |

U.S. PRESIDENT / VICE PRESIDENT

Vote For 1

| | TOTAL | VOTE % | |
|-----------------------|-------|--------|--|
| REP DONALD J. TRUMP | 685 | 75.19% | |
| DEM KAMALA D. HARRIS | 190 | 20.86% | |
| LIB CHASE OLIVER | 8 | 0.88% | |
| CON JOEL SKOUSEN | 2 | 0.22% | |
| GRN JILL STEIN | 2 | 0.22% | |
| CLAUDIA DE LA CRUZ | 2 | 0.22% | |
| CORNEL RONALD WEST | 0 | 0.00% | |
| LUCIFER "JUSTIN CASE" | 0 | 0.00% | |
| Write-In Totals | 12 | 1.32% | |

U.S. SENATE

Vote For 1

| | TOTAL | VOTE % | |
|----------------------|-------|--------|--|
| REP JOHN CURTIS | 653 | 71.68% | |
| DEM CAROLINE GLEICH | 170 | 18.66% | |
| IAP CARLTON E. BOWEN | 46 | 5.05% | |
| Write-In Totals | 3 | 0.33% | |

U.S. HOUSE DISTRICT 1

Vote For 1

| | TOTAL | VOTE % | |
|----------------------|-------|--------|--|
| REP BLAKE D. MOORE | 686 | 75.30% | |
| DEM BILL CAMPBELL | 155 | 17.01% | |
| LIB DANIEL R. COTTAM | 33 | 3.62% | |

GOVERNOR / LT. GOVERNOR






Vote For 1

| | TOTAL | VOTE % | |
|----------------------|-------|--------|--|
| REP SPENCER J. COX | 545 | 59.82% | |
| DEM BRIAN SMITH KING | 148 | 16.25% | |
| IAP TOMMY WILLIAMS | 22 | 2.41% | |
| LIB J. ROBERT LATHAM | 19 | 2.09% | |
| TOM TOMENY | 6 | 0.66% | |
| Write-In Totals | 144 | 15.81% | |

PLC02

ATTORNEY GENERAL

Vote For 1

| | TOTAL | VOTE % | |
|--------------------------|-------|--------|---|
| REP DEREK BROWN | 627 | 68.83% |  |
| DEM RUDY J BAUTISTA | 128 | 14.05% |  |
| UUP MICHELLE QUIST | 53 | 5.82% |  |
| LIB W. ANDREW MCCULLOUGH | 36 | 3.95% |  |
| AUSTIN HEPWORTH | 23 | 2.52% |  |

STATE AUDITOR AUDITOR

Vote For 1

| | TOTAL | VOTE % | |
|-----------------------|-------|--------|---|
| REP TINA CANNON | 651 | 71.46% |  |
| DEM CATHERINE VOUTAZ | 155 | 17.01% |  |
| CON JEFFREY L. OSTLER | 47 | 5.16% |  |


STATE TREASURER

Vote For 1

| | TOTAL | VOTE % | |
|-------------------|-------|--------|---|
| REP MARLO M. OAKS | 660 | 72.45% |  |
| DEM NEIL A HANSEN | 157 | 17.23% |  |
| UFP MILES POMEROY | 38 | 4.17% |  |

UTAH SENATE DISTRICT 4

Vote For 1

| | TOTAL | VOTE % | |
|--------------------------|-------|--------|---|
| REP CALVIN RAY MUSSELMAN | 634 | 69.59% |  |




UTAH HOUSE DISTRICT 6

Vote For 1

| | TOTAL | VOTE % | |
|----------------------|-------|--------|---|
| REP MATTHEW H. GWYNN | 670 | 73.55% |  |
| DEM AMBER HARDY | 178 | 19.54% |  |

COUNTY COMMISSION SEAT C

Vote For 1

| | TOTAL | VOTE % | |
|------------------------|-------|--------|---|
| REP JIM HARVEY | 557 | 61.14% |  |
| DEM STEVEN VAN WAGONER | 248 | 27.22% |  |
| LIB BRIAN K ROWLEY | 58 | 6.37% |  |

COUNTY ASSESSOR


Vote For 1

| | TOTAL | VOTE % | |
|----------------------|-------|--------|---|
| REP JOHN E. ULIBARRI | 734 | 80.57% |  |

PLC02

COUNTY RECORDER / SURVEYOR

Vote For 1

| | TOTAL | VOTE % | |
|-----------------------|-------|--------|---|
| REP BAHY RAHIMZADEGAN | 718 | 78.81% |  |

COUNTY TREASURER

Vote For 1

| | TOTAL | VOTE % | |
|--------------------|-------|--------|---|
| REP LYNELLE JENSEN | 737 | 80.90% |  |

WEBER SCHOOL BOARD DISTRICT 4

Vote For 1

| | TOTAL | VOTE % | |
|------------------|-------|--------|---|
| PAUL J. WIDDISON | 707 | 77.61% |  |

MATTHEW B. DURRANT

Vote For 1

| | TOTAL | VOTE % | |
|-----|-------|--------|---|
| Yes | 612 | 67.18% |  |
| No | 142 | 15.59% |  |

RYAN D. TENNEY

Vote For 1

| | TOTAL | VOTE % | |
|-----|-------|--------|---|
| Yes | 611 | 67.07% |  |
| No | 135 | 14.82% |  |

JOSEPH M. BEAN

Vote For 1

| | TOTAL | VOTE % | |
|-----|-------|--------|---|
| Yes | 599 | 65.75% |  |
| No | 150 | 16.47% |  |

RONALD G. RUSSELL

Vote For 1

| | TOTAL | VOTE % | |
|-----|-------|--------|---|
| Yes | 622 | 68.28% |  |
| No | 129 | 14.16% |  |

CRISTINA PATRICIA ORTEGA

Vote For 1

| | TOTAL | VOTE % | |
|-----|-------|--------|---|
| Yes | 594 | 65.20% |  |
| No | 154 | 16.90% |  |

PLC02

CRAIG HALL

Vote For 1

| | TOTAL | VOTE % | |
|-----|-------|--------|---|
| Yes | 595 | 65.31% |  |
| No | 154 | 16.90% |  |

MICHAEL DARIO DIREDA

Vote For 1

| | TOTAL | VOTE % | |
|-----|-------|--------|---|
| Yes | 604 | 66.30% |  |
| No | 145 | 15.92% |  |

TASHA WILLIAMS

Vote For 1

| | TOTAL | VOTE % | |
|-----|-------|--------|---|
| Yes | 616 | 67.62% |  |
| No | 134 | 14.71% |  |

CONSTITUTIONAL AMENDMENT B

Vote For 1

| | TOTAL | VOTE % | |
|---------|-------|--------|---|
| For | 562 | 61.69% |  |
| Against | 275 | 30.19% |  |


CONSTITUTIONAL AMENDMENT C

Vote For 1

| | TOTAL | VOTE % | |
|---------|-------|--------|---|
| For | 727 | 79.80% |  |
| Against | 121 | 13.28% |  |

BALLOT PROPOSITION 19

Vote For 1

| | TOTAL | VOTE % | |
|-----|-------|--------|---|
| Yes | 566 | 62.13% |  |
| No | 285 | 31.28% |  |

PLC03

| Statistics | TOTAL |
|---------------------------|--------|
| Registered Voters - Total | 1,075 |
| Ballots Cast - Total | 947 |
| Voter Turnout - Total | 88.09% |

U.S. PRESIDENT / VICE PRESIDENT

Vote For 1

| | TOTAL | VOTE % | |
|-----------------------|-------|--------|--|
| REP DONALD J. TRUMP | 738 | 77.93% | |
| DEM KAMALA D. HARRIS | 166 | 17.53% | |
| LIB CHASE OLIVER | 7 | 0.74% | |
| GRN JILL STEIN | 5 | 0.53% | |
| CORNEL RONALD WEST | 3 | 0.32% | |
| LUCIFER "JUSTIN CASE" | 2 | 0.21% | |
| CON JOEL SKOUSEN | 1 | 0.11% | |
| CLAUDIA DE LA CRUZ | 0 | 0.00% | |
| Write-In Totals | 21 | 2.22% | |

U.S. SENATE

Vote For 1

| | TOTAL | VOTE % | |
|----------------------|-------|--------|--|
| REP JOHN CURTIS | 719 | 75.92% | |
| DEM CAROLINE GLEICH | 137 | 14.47% | |
| IAP CARLTON E. BOWEN | 49 | 5.17% | |
| Write-In Totals | 5 | 0.53% | |

U.S. HOUSE DISTRICT 1

Vote For 1

| | TOTAL | VOTE % | |
|----------------------|-------|--------|--|
| REP BLAKE D. MOORE | 751 | 79.30% | |
| DEM BILL CAMPBELL | 110 | 11.62% | |
| LIB DANIEL R. COTTAM | 39 | 4.12% | |

GOVERNOR / LT. GOVERNOR

Vote For 1

| | TOTAL | VOTE % | |
|----------------------|-------|--------|--|
| REP SPENCER J. COX | 612 | 64.63% | |
| DEM BRIAN SMITH KING | 95 | 10.03% | |
| IAP TOMMY WILLIAMS | 27 | 2.85% | |
| LIB J. ROBERT LATHAM | 26 | 2.75% | |
| TOM TOMENY | 2 | 0.21% | |
| Write-In Totals | 160 | 16.90% | |

PLC03

ATTORNEY GENERAL

Vote For 1

| | TOTAL | VOTE % | |
|--------------------------|-------|--------|--|
| REP DEREK BROWN | 672 | 70.96% | |
| DEM RUDY J BAUTISTA | 98 | 10.35% | |
| UUP MICHELLE QUIST | 53 | 5.60% | |
| LIB W. ANDREW MCCULLOUGH | 36 | 3.80% | |
| AUSTIN HEPWORTH | 30 | 3.17% | |

STATE AUDITOR AUDITOR

Vote For 1

| | TOTAL | VOTE % | |
|-----------------------|-------|--------|--|
| REP TINA CANNON | 691 | 72.97% | |
| DEM CATHERINE VOUTAZ | 123 | 12.99% | |
| CON JEFFREY L. OSTLER | 63 | 6.65% | |

STATE TREASURER

Vote For 1

| | TOTAL | VOTE % | |
|-------------------|-------|--------|--|
| REP MARLO M. OAKS | 700 | 73.92% | |
| DEM NEIL A HANSEN | 124 | 13.09% | |
| UFP MILES POMEROY | 47 | 4.96% | |

UTAH SENATE DISTRICT 4

Vote For 1

| | TOTAL | VOTE % | |
|--------------------------|-------|--------|--|
| REP CALVIN RAY MUSSELMAN | 670 | 70.75% | |

UTAH HOUSE DISTRICT 6

Vote For 1

| | TOTAL | VOTE % | |
|----------------------|-------|--------|--|
| REP MATTHEW H. GWYNN | 727 | 76.77% | |
| DEM AMBER HARDY | 144 | 15.21% | |

COUNTY COMMISSION SEAT C

Vote For 1

| | TOTAL | VOTE % | |
|------------------------|-------|--------|--|
| REP JIM HARVEY | 578 | 61.03% | |
| DEM STEVEN VAN WAGONER | 254 | 26.82% | |
| LIB BRIAN K ROWLEY | 73 | 7.71% | |

COUNTY ASSESSOR

Vote For 1

| | TOTAL | VOTE % | |
|----------------------|-------|--------|--|
| REP JOHN E. ULIBARRI | 762 | 80.46% | |

PLC03

COUNTY RECORDER / SURVEYOR

Vote For 1

| | TOTAL | VOTE % | |
|-----------------------|-------|--------|--|
| REP BAHY RAHIMZADEGAN | 752 | 79.41% | |

COUNTY TREASURER

Vote For 1

| | TOTAL | VOTE % | |
|--------------------|-------|--------|--|
| REP LYNELLE JENSEN | 768 | 81.10% | |

WEBER SCHOOL BOARD DISTRICT 4

Vote For 1

| | TOTAL | VOTE % | |
|------------------|-------|--------|--|
| PAUL J. WIDDISON | 705 | 74.45% | |

MATTHEW B. DURRANT

Vote For 1

| | TOTAL | VOTE % | |
|-----|-------|--------|--|
| Yes | 626 | 66.10% | |
| No | 167 | 17.63% | |

RYAN D. TENNEY

Vote For 1

| | TOTAL | VOTE % | |
|-----|-------|--------|--|
| Yes | 614 | 64.84% | |
| No | 170 | 17.95% | |

JOSEPH M. BEAN

Vote For 1

| | TOTAL | VOTE % | |
|-----|-------|--------|--|
| Yes | 608 | 64.20% | |
| No | 174 | 18.37% | |

RONALD G. RUSSELL

Vote For 1

| | TOTAL | VOTE % | |
|-----|-------|--------|--|
| Yes | 633 | 66.84% | |
| No | 150 | 15.84% | |

CRISTINA PATRICIA ORTEGA

Vote For 1

| | TOTAL | VOTE % | |
|-----|-------|--------|--|
| Yes | 597 | 63.04% | |
| No | 184 | 19.43% | |

PLC03

CRAIG HALL

Vote For 1

| | TOTAL | VOTE % | |
|-----|-------|--------|--|
| Yes | 609 | 64.31% | |
| No | 169 | 17.85% | |

MICHAEL DARIO DIREDA

Vote For 1

| | TOTAL | VOTE % | |
|-----|-------|--------|--|
| Yes | 625 | 66.00% | |
| No | 157 | 16.58% | |

TASHA WILLIAMS

Vote For 1

| | TOTAL | VOTE % | |
|-----|-------|--------|--|
| Yes | 614 | 64.84% | |
| No | 169 | 17.85% | |

CONSTITUTIONAL AMENDMENT B

Vote For 1

| | TOTAL | VOTE % | |
|---------|-------|--------|--|
| For | 524 | 55.33% | |
| Against | 348 | 36.75% | |

CONSTITUTIONAL AMENDMENT C

Vote For 1

| | TOTAL | VOTE % | |
|---------|-------|--------|--|
| For | 745 | 78.67% | |
| Against | 134 | 14.15% | |

BALLOT PROPOSITION 19

Vote For 1

| | TOTAL | VOTE % | |
|-----|-------|--------|--|
| Yes | 510 | 53.85% | |
| No | 386 | 40.76% | |

PLC04

| Statistics | TOTAL |
|---------------------------|--------|
| Registered Voters - Total | 1,185 |
| Ballots Cast - Total | 1,053 |
| Voter Turnout - Total | 88.86% |

U.S. PRESIDENT / VICE PRESIDENT

| Vote For 1 | TOTAL | VOTE % |
|-----------------------|-------|--------|
| REP DONALD J. TRUMP | 833 | 79.11% |
| DEM KAMALA D. HARRIS | 174 | 16.52% |
| LIB CHASE OLIVER | 8 | 0.76% |
| CON JOEL SKOUSEN | 7 | 0.66% |
| GRN JILL STEIN | 3 | 0.28% |
| CORNEL RONALD WEST | 1 | 0.10% |
| CLAUDIA DE LA CRUZ | 1 | 0.10% |
| LUCIFER "JUSTIN CASE" | 0 | 0.00% |
| Write-In Totals | 12 | 1.14% |

U.S. SENATE

| Vote For 1 | TOTAL | VOTE % |
|----------------------|-------|--------|
| REP JOHN CURTIS | 805 | 76.45% |
| DEM CAROLINE GLEICH | 145 | 13.77% |
| IAP CARLTON E. BOWEN | 53 | 5.03% |
| Write-In Totals | 7 | 0.66% |

U.S. HOUSE DISTRICT 1

| Vote For 1 | TOTAL | VOTE % |
|----------------------|-------|--------|
| REP BLAKE D. MOORE | 815 | 77.40% |
| DEM BILL CAMPBELL | 151 | 14.34% |
| LIB DANIEL R. COTTAM | 32 | 3.04% |

GOVERNOR / LT. GOVERNOR

| Vote For 1 | TOTAL | VOTE % |
|----------------------|-------|--------|
| REP SPENCER J. COX | 664 | 63.06% |
| DEM BRIAN SMITH KING | 114 | 10.83% |
| LIB J. ROBERT LATHAM | 30 | 2.85% |
| IAP TOMMY WILLIAMS | 19 | 1.80% |
| TOM TOMENY | 1 | 0.10% |
| Write-In Totals | 194 | 18.42% |

PLC04

ATTORNEY GENERAL

Vote For 1

| | TOTAL | VOTE % | |
|--------------------------|-------|--------|--|
| REP DEREK BROWN | 757 | 71.89% | |
| DEM RUDY J BAUTISTA | 129 | 12.25% | |
| AUSTIN HEPWORTH | 46 | 4.37% | |
| UUP MICHELLE QUIST | 42 | 3.99% | |
| LIB W. ANDREW MCCULLOUGH | 23 | 2.18% | |

STATE AUDITOR AUDITOR

Vote For 1

| | TOTAL | VOTE % | |
|-----------------------|-------|--------|--|
| REP TINA CANNON | 794 | 75.40% | |
| DEM CATHERINE VOUTAZ | 136 | 12.92% | |
| CON JEFFREY L. OSTLER | 54 | 5.13% | |

STATE TREASURER

Vote For 1

| | TOTAL | VOTE % | |
|-------------------|-------|--------|--|
| REP MARLO M. OAKS | 797 | 75.69% | |
| DEM NEIL A HANSEN | 152 | 14.43% | |
| UFP MILES POMEROY | 30 | 2.85% | |

UTAH SENATE DISTRICT 4

Vote For 1

| | TOTAL | VOTE % | |
|--------------------------|-------|--------|--|
| REP CALVIN RAY MUSSELMAN | 766 | 72.74% | |

UTAH HOUSE DISTRICT 6

Vote For 1

| | TOTAL | VOTE % | |
|----------------------|-------|--------|--|
| REP MATTHEW H. GWYNN | 822 | 78.06% | |
| DEM AMBER HARDY | 162 | 15.38% | |

COUNTY COMMISSION SEAT C

Vote For 1

| | TOTAL | VOTE % | |
|------------------------|-------|--------|--|
| REP JIM HARVEY | 671 | 63.72% | |
| DEM STEVEN VAN WAGONER | 265 | 25.17% | |
| LIB BRIAN K ROWLEY | 57 | 5.41% | |

COUNTY ASSESSOR

Vote For 1

| | TOTAL | VOTE % | |
|----------------------|-------|--------|--|
| REP JOHN E. ULIBARRI | 856 | 81.29% | |

PLC04


COUNTY RECORDER / SURVEYOR

Vote For 1

| | TOTAL | VOTE % | |
|-----------------------|-------|--------|---|
| REP BAHY RAHIMZADEGAN | 827 | 78.54% |  |

COUNTY TREASURER

Vote For 1

| | TOTAL | VOTE % | |
|--------------------|-------|--------|---|
| REP LYNELLE JENSEN | 844 | 80.15% |  |

WEBER SCHOOL BOARD DISTRICT 4

Vote For 1

| | TOTAL | VOTE % | |
|------------------|-------|--------|---|
| PAUL J. WIDDISON | 788 | 74.83% |  |

MATTHEW B. DURRANT

Vote For 1

| | TOTAL | VOTE % | |
|-----|-------|--------|---|
| Yes | 680 | 64.58% |  |
| No | 160 | 15.19% |  |

RYAN D. TENNEY

Vote For 1

| | TOTAL | VOTE % | |
|-----|-------|--------|---|
| Yes | 671 | 63.72% |  |
| No | 165 | 15.67% |  |

JOSEPH M. BEAN

Vote For 1

| | TOTAL | VOTE % | |
|-----|-------|--------|---|
| Yes | 664 | 63.06% |  |
| No | 170 | 16.14% |  |

RONALD G. RUSSELL

Vote For 1

| | TOTAL | VOTE % | |
|-----|-------|--------|---|
| Yes | 675 | 64.10% |  |
| No | 156 | 14.81% |  |

CRISTINA PATRICIA ORTEGA

Vote For 1

| | TOTAL | VOTE % | |
|-----|-------|--------|---|
| Yes | 649 | 61.63% |  |
| No | 187 | 17.76% |  |

PLC04

CRAIG HALL

Vote For 1

| | TOTAL | VOTE % | |
|-----|-------|--------|--|
| Yes | 664 | 63.06% | |
| No | 169 | 16.05% | |

MICHAEL DARIO DIREDA

Vote For 1

| | TOTAL | VOTE % | |
|-----|-------|--------|--|
| Yes | 671 | 63.72% | |
| No | 175 | 16.62% | |

TASHA WILLIAMS

Vote For 1

| | TOTAL | VOTE % | |
|-----|-------|--------|--|
| Yes | 668 | 63.44% | |
| No | 170 | 16.14% | |

CONSTITUTIONAL AMENDMENT B

Vote For 1

| | TOTAL | VOTE % | |
|---------|-------|--------|--|
| For | 571 | 54.23% | |
| Against | 406 | 38.56% | |

CONSTITUTIONAL AMENDMENT C

Vote For 1

| | TOTAL | VOTE % | |
|---------|-------|--------|--|
| For | 814 | 77.30% | |
| Against | 162 | 15.38% | |

BALLOT PROPOSITION 19

Vote For 1

| | TOTAL | VOTE % | |
|-----|-------|--------|--|
| Yes | 586 | 55.65% | |
| No | 411 | 39.03% | |

PLC05

Statistics TOTAL

| | |
|---------------------------|--------|
| Registered Voters - Total | 778 |
| Ballots Cast - Total | 675 |
| Voter Turnout - Total | 86.76% |

U.S. PRESIDENT / VICE PRESIDENT

Vote For 1

| | TOTAL | VOTE % | |
|-----------------------|-------|--------|---|
| REP DONALD J. TRUMP | 480 | 71.11% | <div style="width: 71.11%; height: 10px; background-color: #ffc107;"></div> |
| DEM KAMALA D. HARRIS | 156 | 23.11% | <div style="width: 23.11%; height: 10px; background-color: #ffc107;"></div> |
| LIB CHASE OLIVER | 11 | 1.63% | <div style="width: 1.63%; height: 10px; background-color: #ffc107;"></div> |
| CON JOEL SKOUSEN | 3 | 0.44% | <div style="width: 0.44%; height: 10px; background-color: #ffc107;"></div> |
| GRN JILL STEIN | 2 | 0.30% | <div style="width: 0.30%; height: 10px; background-color: #ffc107;"></div> |
| LUCIFER "JUSTIN CASE" | 1 | 0.15% | <div style="width: 0.15%; height: 10px; background-color: #ffc107;"></div> |
| CORNEL RONALD WEST | 0 | 0.00% | <div style="width: 0.00%; height: 10px; background-color: #ffc107;"></div> |
| CLAUDIA DE LA CRUZ | 0 | 0.00% | <div style="width: 0.00%; height: 10px; background-color: #ffc107;"></div> |
| Write-In Totals | 14 | 2.07% | <div style="width: 2.07%; height: 10px; background-color: #ffc107;"></div> |

U.S. SENATE

Vote For 1

| | TOTAL | VOTE % | |
|----------------------|-------|--------|---|
| REP JOHN CURTIS | 473 | 70.07% | <div style="width: 70.07%; height: 10px; background-color: #ffc107;"></div> |
| DEM CAROLINE GLEICH | 136 | 20.15% | <div style="width: 20.15%; height: 10px; background-color: #ffc107;"></div> |
| IAP CARLTON E. BOWEN | 37 | 5.48% | <div style="width: 5.48%; height: 10px; background-color: #ffc107;"></div> |
| Write-In Totals | 3 | 0.44% | <div style="width: 0.44%; height: 10px; background-color: #ffc107;"></div> |

U.S. HOUSE DISTRICT 1

Vote For 1

| | TOTAL | VOTE % | |
|----------------------|-------|--------|---|
| REP BLAKE D. MOORE | 492 | 72.89% | <div style="width: 72.89%; height: 10px; background-color: #ffc107;"></div> |
| DEM BILL CAMPBELL | 127 | 18.81% | <div style="width: 18.81%; height: 10px; background-color: #ffc107;"></div> |
| LIB DANIEL R. COTTAM | 24 | 3.56% | <div style="width: 3.56%; height: 10px; background-color: #ffc107;"></div> |

GOVERNOR / LT. GOVERNOR

Vote For 1

| | TOTAL | VOTE % | |
|----------------------|-------|--------|---|
| REP SPENCER J. COX | 376 | 55.70% | <div style="width: 55.70%; height: 10px; background-color: #ffc107;"></div> |
| DEM BRIAN SMITH KING | 108 | 16.00% | <div style="width: 16.00%; height: 10px; background-color: #ffc107;"></div> |
| IAP TOMMY WILLIAMS | 19 | 2.81% | <div style="width: 2.81%; height: 10px; background-color: #ffc107;"></div> |
| LIB J. ROBERT LATHAM | 17 | 2.52% | <div style="width: 2.52%; height: 10px; background-color: #ffc107;"></div> |
| TOM TOMENY | 1 | 0.15% | <div style="width: 0.15%; height: 10px; background-color: #ffc107;"></div> |
| Write-In Totals | 128 | 18.96% | <div style="width: 18.96%; height: 10px; background-color: #ffc107;"></div> |

PLC05

ATTORNEY GENERAL

Vote For 1

| | TOTAL | VOTE % | |
|--------------------------|-------|--------|--|
| REP DEREK BROWN | 442 | 65.48% | |
| DEM RUDY J BAUTISTA | 101 | 14.96% | |
| UUP MICHELLE QUIST | 44 | 6.52% | |
| AUSTIN HEPWORTH | 29 | 4.30% | |
| LIB W. ANDREW MCCULLOUGH | 23 | 3.41% | |

STATE AUDITOR AUDITOR

Vote For 1

| | TOTAL | VOTE % | |
|-----------------------|-------|--------|--|
| REP TINA CANNON | 468 | 69.33% | |
| DEM CATHERINE VOUTAZ | 127 | 18.81% | |
| CON JEFFREY L. OSTLER | 27 | 4.00% | |

STATE TREASURER

Vote For 1

| | TOTAL | VOTE % | |
|-------------------|-------|--------|--|
| REP MARLO M. OAKS | 475 | 70.37% | |
| DEM NEIL A HANSEN | 107 | 15.85% | |
| UFP MILES POMEROY | 35 | 5.19% | |

UTAH SENATE DISTRICT 4

Vote For 1

| | TOTAL | VOTE % | |
|--------------------------|-------|--------|--|
| REP CALVIN RAY MUSSELMAN | 482 | 71.41% | |

UTAH HOUSE DISTRICT 6

Vote For 1

| | TOTAL | VOTE % | |
|----------------------|-------|--------|--|
| REP MATTHEW H. GWYNN | 505 | 74.81% | |
| DEM AMBER HARDY | 124 | 18.37% | |

COUNTY COMMISSION SEAT C

Vote For 1

| | TOTAL | VOTE % | |
|------------------------|-------|--------|--|
| REP JIM HARVEY | 420 | 62.22% | |
| DEM STEVEN VAN WAGONER | 182 | 26.96% | |
| LIB BRIAN K ROWLEY | 34 | 5.04% | |

COUNTY ASSESSOR

Vote For 1

| | TOTAL | VOTE % | |
|----------------------|-------|--------|--|
| REP JOHN E. ULIBARRI | 535 | 79.26% | |

PLC05

COUNTY RECORDER / SURVEYOR

Vote For 1

| | TOTAL | VOTE % | |
|-----------------------|-------|--------|---|
| REP BAHY RAHIMZADEGAN | 520 | 77.04% |  |

COUNTY TREASURER

Vote For 1

| | TOTAL | VOTE % | |
|--------------------|-------|--------|---|
| REP LYNELLE JENSEN | 536 | 79.41% |  |

WEBER SCHOOL BOARD DISTRICT 4

Vote For 1

| | TOTAL | VOTE % | |
|------------------|-------|--------|---|
| PAUL J. WIDDISON | 517 | 76.59% |  |

MATTHEW B. DURRANT

Vote For 1

| | TOTAL | VOTE % | |
|-----|-------|--------|---|
| Yes | 430 | 63.70% |  |
| No | 111 | 16.44% |  |

RYAN D. TENNEY

Vote For 1

| | TOTAL | VOTE % | |
|-----|-------|--------|---|
| Yes | 436 | 64.59% |  |
| No | 105 | 15.56% |  |

JOSEPH M. BEAN

Vote For 1

| | TOTAL | VOTE % | |
|-----|-------|--------|---|
| Yes | 419 | 62.07% |  |
| No | 114 | 16.89% |  |

RONALD G. RUSSELL

Vote For 1

| | TOTAL | VOTE % | |
|-----|-------|--------|---|
| Yes | 440 | 65.19% |  |
| No | 99 | 14.67% |  |

CRISTINA PATRICIA ORTEGA

Vote For 1

| | TOTAL | VOTE % | |
|-----|-------|--------|---|
| Yes | 415 | 61.48% |  |
| No | 124 | 18.37% |  |

PLC05

CRAIG HALL

Vote For 1

| | TOTAL | VOTE % | |
|-----|-------|--------|---|
| Yes | 421 | 62.37% |  |
| No | 113 | 16.74% |  |

MICHAEL DARIO DIREDA

Vote For 1

| | TOTAL | VOTE % | |
|-----|-------|--------|---|
| Yes | 424 | 62.81% |  |
| No | 115 | 17.04% |  |

TASHA WILLIAMS

Vote For 1

| | TOTAL | VOTE % | |
|-----|-------|--------|---|
| Yes | 431 | 63.85% |  |
| No | 106 | 15.70% |  |

CONSTITUTIONAL AMENDMENT B

Vote For 1

| | TOTAL | VOTE % | |
|---------|-------|--------|---|
| For | 440 | 65.19% |  |
| Against | 194 | 28.74% |  |

CONSTITUTIONAL AMENDMENT C

Vote For 1

| | TOTAL | VOTE % | |
|---------|-------|--------|---|
| For | 525 | 77.78% |  |
| Against | 102 | 15.11% |  |

BALLOT PROPOSITION 19

Vote For 1

| | TOTAL | VOTE % | |
|-----|-------|--------|---|
| Yes | 390 | 57.78% |  |
| No | 259 | 38.37% |  |

PLV01

| Statistics | TOTAL |
|---------------------------|--------|
| Registered Voters - Total | 491 |
| Ballots Cast - Total | 455 |
| Voter Turnout - Total | 92.67% |

U.S. PRESIDENT / VICE PRESIDENT

Vote For 1

| | TOTAL | VOTE % |
|-----------------------|-------|--------|
| REP DONALD J. TRUMP | 340 | 74.73% |
| DEM KAMALA D. HARRIS | 92 | 20.22% |
| CON JOEL SKOUSEN | 2 | 0.44% |
| GRN JILL STEIN | 1 | 0.22% |
| LIB CHASE OLIVER | 1 | 0.22% |
| CORNEL RONALD WEST | 0 | 0.00% |
| LUCIFER "JUSTIN CASE" | 0 | 0.00% |
| CLAUDIA DE LA CRUZ | 0 | 0.00% |
| Write-In Totals | 8 | 1.76% |

U.S. SENATE

Vote For 1

| | TOTAL | VOTE % |
|----------------------|-------|--------|
| REP JOHN CURTIS | 344 | 75.60% |
| DEM CAROLINE GLEICH | 66 | 14.51% |
| IAP CARLTON E. BOWEN | 26 | 5.71% |
| Write-In Totals | 3 | 0.66% |

U.S. HOUSE DISTRICT 1

Vote For 1

| | TOTAL | VOTE % |
|----------------------|-------|--------|
| REP BLAKE D. MOORE | 354 | 77.80% |
| DEM BILL CAMPBELL | 64 | 14.07% |
| LIB DANIEL R. COTTAM | 13 | 2.86% |

GOVERNOR / LT. GOVERNOR

Vote For 1

| | TOTAL | VOTE % |
|----------------------|-------|--------|
| REP SPENCER J. COX | 279 | 61.32% |
| DEM BRIAN SMITH KING | 58 | 12.75% |
| LIB J. ROBERT LATHAM | 9 | 1.98% |
| IAP TOMMY WILLIAMS | 5 | 1.10% |
| TOM TOMENY | 1 | 0.22% |
| Write-In Totals | 92 | 20.22% |

PLV01

ATTORNEY GENERAL

Vote For 1

| | TOTAL | VOTE % | |
|--------------------------|-------|--------|--|
| REP DEREK BROWN | 328 | 72.09% | |
| DEM RUDY J BAUTISTA | 56 | 12.31% | |
| UUP MICHELLE QUIST | 22 | 4.84% | |
| AUSTIN HEPWORTH | 13 | 2.86% | |
| LIB W. ANDREW MCCULLOUGH | 9 | 1.98% | |

STATE AUDITOR AUDITOR

Vote For 1

| | TOTAL | VOTE % | |
|-----------------------|-------|--------|--|
| REP TINA CANNON | 344 | 75.60% | |
| DEM CATHERINE VOUTAZ | 74 | 16.26% | |
| CON JEFFREY L. OSTLER | 8 | 1.76% | |

STATE TREASURER

Vote For 1

| | TOTAL | VOTE % | |
|-------------------|-------|--------|--|
| REP MARLO M. OAKS | 338 | 74.29% | |
| DEM NEIL A HANSEN | 75 | 16.48% | |
| UFP MILES POMEROY | 8 | 1.76% | |

UTAH SENATE DISTRICT 4

Vote For 1

| | TOTAL | VOTE % | |
|--------------------------|-------|--------|--|
| REP CALVIN RAY MUSSELMAN | 315 | 69.23% | |

UTAH HOUSE DISTRICT 8

Vote For 1

| | TOTAL | VOTE % | |
|------------------|-------|--------|--|
| REP JASON B KYLE | 373 | 81.98% | |

COUNTY COMMISSION SEAT C

Vote For 1

| | TOTAL | VOTE % | |
|------------------------|-------|--------|--|
| REP JIM HARVEY | 315 | 69.23% | |
| DEM STEVEN VAN WAGONER | 101 | 22.20% | |
| LIB BRIAN K ROWLEY | 15 | 3.30% | |

COUNTY ASSESSOR

Vote For 1

| | TOTAL | VOTE % | |
|----------------------|-------|--------|--|
| REP JOHN E. ULIBARRI | 364 | 80.00% | |

PLV01

COUNTY RECORDER / SURVEYOR

Vote For 1

| | TOTAL | VOTE % | |
|-----------------------|-------|--------|--|
| REP BAHY RAHIMZADEGAN | 354 | 77.80% | |

COUNTY TREASURER

Vote For 1

| | TOTAL | VOTE % | |
|--------------------|-------|--------|--|
| REP LYNELLE JENSEN | 367 | 80.66% | |

MATTHEW B. DURRANT

Vote For 1

| | TOTAL | VOTE % | |
|-----|-------|--------|--|
| Yes | 303 | 66.59% | |
| No | 65 | 14.29% | |

RYAN D. TENNEY

Vote For 1

| | TOTAL | VOTE % | |
|-----|-------|--------|--|
| Yes | 290 | 63.74% | |
| No | 71 | 15.60% | |

JOSEPH M. BEAN

Vote For 1

| | TOTAL | VOTE % | |
|-----|-------|--------|--|
| Yes | 296 | 65.05% | |
| No | 70 | 15.38% | |

RONALD G. RUSSELL

Vote For 1

| | TOTAL | VOTE % | |
|-----|-------|--------|--|
| Yes | 302 | 66.37% | |
| No | 60 | 13.19% | |

CRISTINA PATRICIA ORTEGA

Vote For 1

| | TOTAL | VOTE % | |
|-----|-------|--------|--|
| Yes | 269 | 59.12% | |
| No | 93 | 20.44% | |

CRAIG HALL

Vote For 1

| | TOTAL | VOTE % | |
|-----|-------|--------|--|
| Yes | 277 | 60.88% | |
| No | 81 | 17.80% | |

PLV01

MICHAEL DARIO DIREDA

Vote For 1

| | TOTAL | VOTE % | |
|-----|-------|--------|---|
| Yes | 288 | 63.30% |  |
| No | 75 | 16.48% |  |

TASHA WILLIAMS

Vote For 1

| | TOTAL | VOTE % | |
|-----|-------|--------|---|
| Yes | 298 | 65.49% |  |
| No | 65 | 14.29% |  |

CONSTITUTIONAL AMENDMENT B

Vote For 1

| | TOTAL | VOTE % | |
|---------|-------|--------|---|
| For | 249 | 54.73% |  |
| Against | 178 | 39.12% |  |

CONSTITUTIONAL AMENDMENT C

Vote For 1

| | TOTAL | VOTE % | |
|---------|-------|--------|---|
| For | 347 | 76.26% |  |
| Against | 79 | 17.36% |  |

BALLOT PROPOSITION 19

Vote For 1

| | TOTAL | VOTE % | |
|-----|-------|--------|---|
| Yes | 281 | 61.76% |  |
| No | 143 | 31.43% |  |

PLV02

Statistics TOTAL

| | |
|---------------------------|--------|
| Registered Voters - Total | 748 |
| Ballots Cast - Total | 685 |
| Voter Turnout - Total | 91.58% |

U.S. PRESIDENT / VICE PRESIDENT

Vote For 1

| | TOTAL | VOTE % | |
|-----------------------|-------|--------|--|
| REP DONALD J. TRUMP | 447 | 65.26% | |
| DEM KAMALA D. HARRIS | 176 | 25.69% | |
| CON JOEL SKOUSEN | 9 | 1.31% | |
| LIB CHASE OLIVER | 8 | 1.17% | |
| LUCIFER "JUSTIN CASE" | 5 | 0.73% | |
| GRN JILL STEIN | 4 | 0.58% | |
| CORNEL RONALD WEST | 3 | 0.44% | |
| CLAUDIA DE LA CRUZ | 3 | 0.44% | |
| Write-In Totals | 18 | 2.63% | |

U.S. SENATE

Vote For 1

| | TOTAL | VOTE % | |
|----------------------|-------|--------|--|
| REP JOHN CURTIS | 519 | 75.77% | |
| DEM CAROLINE GLEICH | 123 | 17.96% | |
| IAP CARLTON E. BOWEN | 30 | 4.38% | |
| Write-In Totals | 0 | 0.00% | |

U.S. HOUSE DISTRICT 1

Vote For 1

| | TOTAL | VOTE % | |
|----------------------|-------|--------|--|
| REP BLAKE D. MOORE | 525 | 76.64% | |
| DEM BILL CAMPBELL | 115 | 16.79% | |
| LIB DANIEL R. COTTAM | 28 | 4.09% | |

GOVERNOR / LT. GOVERNOR






Vote For 1

| | TOTAL | VOTE % | |
|----------------------|-------|--------|--|
| REP SPENCER J. COX | 424 | 61.90% | |
| DEM BRIAN SMITH KING | 110 | 16.06% | |
| LIB J. ROBERT LATHAM | 18 | 2.63% | |
| IAP TOMMY WILLIAMS | 12 | 1.75% | |
| TOM TOMENY | 1 | 0.15% | |
| Write-In Totals | 106 | 15.47% | |

PLV02



ATTORNEY GENERAL

Vote For 1

| | TOTAL | VOTE % | |
|--------------------------|-------|--------|---|
| REP DEREK BROWN | 484 | 70.66% |  |
| DEM RUDY J BAUTISTA | 109 | 15.91% |  |
| UUP MICHELLE QUIST | 30 | 4.38% |  |
| LIB W. ANDREW MCCULLOUGH | 20 | 2.92% |  |
| AUSTIN HEPWORTH | 14 | 2.04% |  |




STATE AUDITOR AUDITOR

Vote For 1

| | TOTAL | VOTE % | |
|-----------------------|-------|--------|---|
| REP TINA CANNON | 506 | 73.87% |  |
| DEM CATHERINE VOUTAZ | 111 | 16.20% |  |
| CON JEFFREY L. OSTLER | 29 | 4.23% |  |


STATE TREASURER

Vote For 1

| | TOTAL | VOTE % | |
|-------------------|-------|--------|---|
| REP MARLO M. OAKS | 504 | 73.58% |  |
| DEM NEIL A HANSEN | 113 | 16.50% |  |
| UFP MILES POMEROY | 28 | 4.09% |  |

UTAH SENATE DISTRICT 4

Vote For 1

| | TOTAL | VOTE % | |
|--------------------------|-------|--------|---|
| REP CALVIN RAY MUSSELMAN | 486 | 70.95% |  |




UTAH HOUSE DISTRICT 8

Vote For 1

| | TOTAL | VOTE % | |
|------------------|-------|--------|---|
| REP JASON B KYLE | 541 | 78.98% |  |

COUNTY COMMISSION SEAT C

Vote For 1

| | TOTAL | VOTE % | |
|------------------------|-------|--------|---|
| REP JIM HARVEY | 451 | 65.84% |  |
| DEM STEVEN VAN WAGONER | 160 | 23.36% |  |
| LIB BRIAN K ROWLEY | 41 | 5.99% |  |

COUNTY ASSESSOR

Vote For 1

| | TOTAL | VOTE % | |
|----------------------|-------|--------|---|
| REP JOHN E. ULIBARRI | 524 | 76.50% |  |

PLV02

COUNTY RECORDER / SURVEYOR

Vote For 1

| | TOTAL | VOTE % | |
|-----------------------|-------|--------|---|
| REP BAHY RAHIMZADEGAN | 506 | 73.87% |  |

COUNTY TREASURER

Vote For 1

| | TOTAL | VOTE % | |
|--------------------|-------|--------|---|
| REP LYNELLE JENSEN | 533 | 77.81% |  |

MATTHEW B. DURRANT

Vote For 1

| | TOTAL | VOTE % | |
|-----|-------|--------|---|
| Yes | 443 | 64.67% |  |
| No | 104 | 15.18% |  |

RYAN D. TENNEY

Vote For 1

| | TOTAL | VOTE % | |
|-----|-------|--------|--|
| Yes | 429 | 62.63% |  |
| No | 104 | 15.18% |  |

JOSEPH M. BEAN

Vote For 1

| | TOTAL | VOTE % | |
|-----|-------|--------|---|
| Yes | 422 | 61.61% |  |
| No | 113 | 16.50% |  |

RONALD G. RUSSELL

Vote For 1

| | TOTAL | VOTE % | |
|-----|-------|--------|---|
| Yes | 441 | 64.38% |  |
| No | 97 | 14.16% |  |

CRISTINA PATRICIA ORTEGA

Vote For 1

| | TOTAL | VOTE % | |
|-----|-------|--------|---|
| Yes | 421 | 61.46% |  |
| No | 118 | 17.23% |  |

CRAIG HALL

Vote For 1

| | TOTAL | VOTE % | |
|-----|-------|--------|---|
| Yes | 420 | 61.31% |  |
| No | 111 | 16.20% |  |

PLV02

MICHAEL DARIO DIREDA

Vote For 1

| | TOTAL | VOTE % | |
|-----|-------|--------|---|
| Yes | 437 | 63.80% |  |
| No | 98 | 14.31% |  |

TASHA WILLIAMS

Vote For 1

| | TOTAL | VOTE % | |
|-----|-------|--------|---|
| Yes | 438 | 63.94% |  |
| No | 95 | 13.87% |  |

CONSTITUTIONAL AMENDMENT B

Vote For 1

| | TOTAL | VOTE % | |
|---------|-------|--------|---|
| For | 430 | 62.77% |  |
| Against | 208 | 30.36% |  |

CONSTITUTIONAL AMENDMENT C

Vote For 1

| | TOTAL | VOTE % | |
|---------|-------|--------|---|
| For | 521 | 76.06% |  |
| Against | 121 | 17.66% |  |

BALLOT PROPOSITION 19

Vote For 1

| | TOTAL | VOTE % | |
|-----|-------|--------|---|
| Yes | 425 | 62.04% |  |
| No | 228 | 33.28% |  |

PLV03

Statistics TOTAL

| | |
|---------------------------|--------|
| Registered Voters - Total | 563 |
| Ballots Cast - Total | 476 |
| Voter Turnout - Total | 84.55% |

U.S. PRESIDENT / VICE PRESIDENT

Vote For 1

| | TOTAL | VOTE % | |
|-----------------------|-------|--------|--|
| REP DONALD J. TRUMP | 311 | 65.34% | |
| DEM KAMALA D. HARRIS | 135 | 28.36% | |
| LIB CHASE OLIVER | 11 | 2.31% | |
| CORNEL RONALD WEST | 2 | 0.42% | |
| CON JOEL SKOUSEN | 2 | 0.42% | |
| GRN JILL STEIN | 2 | 0.42% | |
| LUCIFER "JUSTIN CASE" | 1 | 0.21% | |
| CLAUDIA DE LA CRUZ | 0 | 0.00% | |
| Write-In Totals | 6 | 1.26% | |

U.S. SENATE

Vote For 1

| | TOTAL | VOTE % | |
|----------------------|-------|--------|--|
| REP JOHN CURTIS | 332 | 69.75% | |
| DEM CAROLINE GLEICH | 110 | 23.11% | |
| IAP CARLTON E. BOWEN | 15 | 3.15% | |
| Write-In Totals | 1 | 0.21% | |

U.S. HOUSE DISTRICT 1

Vote For 1

| | TOTAL | VOTE % | |
|----------------------|-------|--------|--|
| REP BLAKE D. MOORE | 319 | 67.02% | |
| DEM BILL CAMPBELL | 112 | 23.53% | |
| LIB DANIEL R. COTTAM | 21 | 4.41% | |

GOVERNOR / LT. GOVERNOR

Vote For 1

| | TOTAL | VOTE % | |
|----------------------|-------|--------|--|
| REP SPENCER J. COX | 258 | 54.20% | |
| DEM BRIAN SMITH KING | 95 | 19.96% | |
| LIB J. ROBERT LATHAM | 13 | 2.73% | |
| TOM TOMENY | 2 | 0.42% | |
| IAP TOMMY WILLIAMS | 1 | 0.21% | |
| Write-In Totals | 90 | 18.91% | |

PLV03

ATTORNEY GENERAL

Vote For 1

| | TOTAL | VOTE % | |
|--------------------------|-------|--------|--|
| REP DEREK BROWN | 301 | 63.24% | |
| DEM RUDY J BAUTISTA | 96 | 20.17% | |
| UUP MICHELLE QUIST | 31 | 6.51% | |
| LIB W. ANDREW MCCULLOUGH | 14 | 2.94% | |
| AUSTIN HEPWORTH | 12 | 2.52% | |

STATE AUDITOR AUDITOR

Vote For 1

| | TOTAL | VOTE % | |
|-----------------------|-------|--------|--|
| REP TINA CANNON | 322 | 67.65% | |
| DEM CATHERINE VOUTAZ | 99 | 20.80% | |
| CON JEFFREY L. OSTLER | 18 | 3.78% | |

STATE TREASURER

Vote For 1

| | TOTAL | VOTE % | |
|-------------------|-------|--------|--|
| REP MARLO M. OAKS | 312 | 65.55% | |
| DEM NEIL A HANSEN | 111 | 23.32% | |
| UFP MILES POMEROY | 17 | 3.57% | |

UTAH SENATE DISTRICT 3

Vote For 1

| | TOTAL | VOTE % | |
|---------------------|-------|--------|--|
| REP JOHN D. JOHNSON | 322 | 67.65% | |
| DEM STACY BERNAL | 138 | 28.99% | |

UTAH HOUSE DISTRICT 8

Vote For 1

| | TOTAL | VOTE % | |
|------------------|-------|--------|--|
| REP JASON B KYLE | 342 | 71.85% | |

COUNTY COMMISSION SEAT C

Vote For 1

| | TOTAL | VOTE % | |
|------------------------|-------|--------|--|
| REP JIM HARVEY | 307 | 64.50% | |
| DEM STEVEN VAN WAGONER | 119 | 25.00% | |
| LIB BRIAN K ROWLEY | 23 | 4.83% | |

COUNTY ASSESSOR

Vote For 1

| | TOTAL | VOTE % | |
|----------------------|-------|--------|--|
| REP JOHN E. ULIBARRI | 366 | 76.89% | |

PLV03

COUNTY RECORDER / SURVEYOR

Vote For 1

| | TOTAL | VOTE % | |
|-----------------------|-------|--------|--|
| REP BAHY RAHIMZADEGAN | 353 | 74.16% | |

COUNTY TREASURER

Vote For 1

| | TOTAL | VOTE % | |
|--------------------|-------|--------|--|
| REP LYNELLE JENSEN | 367 | 77.10% | |

MATTHEW B. DURRANT

Vote For 1

| | TOTAL | VOTE % | |
|-----|-------|--------|--|
| Yes | 335 | 70.38% | |
| No | 52 | 10.92% | |

RYAN D. TENNEY

Vote For 1

| | TOTAL | VOTE % | |
|-----|-------|--------|--|
| Yes | 310 | 65.13% | |
| No | 71 | 14.92% | |

JOSEPH M. BEAN

Vote For 1

| | TOTAL | VOTE % | |
|-----|-------|--------|--|
| Yes | 298 | 62.60% | |
| No | 85 | 17.86% | |

RONALD G. RUSSELL

Vote For 1

| | TOTAL | VOTE % | |
|-----|-------|--------|--|
| Yes | 317 | 66.60% | |
| No | 62 | 13.03% | |

CRISTINA PATRICIA ORTEGA

Vote For 1

| | TOTAL | VOTE % | |
|-----|-------|--------|--|
| Yes | 290 | 60.92% | |
| No | 97 | 20.38% | |

CRAIG HALL

Vote For 1

| | TOTAL | VOTE % | |
|-----|-------|--------|--|
| Yes | 302 | 63.45% | |
| No | 77 | 16.18% | |

PLV03

MICHAEL DARIO DIREDA

Vote For 1

| | TOTAL | VOTE % | |
|-----|-------|--------|---|
| Yes | 312 | 65.55% |  |
| No | 71 | 14.92% |  |

TASHA WILLIAMS

Vote For 1

| | TOTAL | VOTE % | |
|-----|-------|--------|---|
| Yes | 319 | 67.02% |  |
| No | 68 | 14.29% |  |

CONSTITUTIONAL AMENDMENT B

Vote For 1

| | TOTAL | VOTE % | |
|---------|-------|--------|---|
| For | 282 | 59.24% |  |
| Against | 154 | 32.35% |  |

CONSTITUTIONAL AMENDMENT C

Vote For 1

| | TOTAL | VOTE % | |
|---------|-------|--------|---|
| For | 360 | 75.63% |  |
| Against | 76 | 15.97% |  |

BALLOT PROPOSITION 19

Vote For 1

| | TOTAL | VOTE % | |
|-----|-------|--------|---|
| Yes | 302 | 63.45% |  |
| No | 148 | 31.09% |  |

PLV04

| Statistics | TOTAL |
|---------------------------|--------|
| Registered Voters - Total | 30 |
| Ballots Cast - Total | 27 |
| Voter Turnout - Total | 90.00% |

U.S. PRESIDENT / VICE PRESIDENT

| Vote For 1 | TOTAL | VOTE % |
|-----------------------|-------|--------|
| REP DONALD J. TRUMP | 20 | 74.07% |
| DEM KAMALA D. HARRIS | 5 | 18.52% |
| CORNEL RONALD WEST | 0 | 0.00% |
| LUCIFER "JUSTIN CASE" | 0 | 0.00% |
| CON JOEL SKOUSEN | 0 | 0.00% |
| GRN JILL STEIN | 0 | 0.00% |
| LIB CHASE OLIVER | 0 | 0.00% |
| CLAUDIA DE LA CRUZ | 0 | 0.00% |
| Write-In Totals | 2 | 7.41% |

U.S. SENATE

| Vote For 1 | TOTAL | VOTE % |
|----------------------|-------|--------|
| REP JOHN CURTIS | 19 | 70.37% |
| IAP CARLTON E. BOWEN | 3 | 11.11% |
| DEM CAROLINE GLEICH | 2 | 7.41% |
| Write-In Totals | 0 | 0.00% |

U.S. HOUSE DISTRICT 1

| Vote For 1 | TOTAL | VOTE % |
|----------------------|-------|--------|
| REP BLAKE D. MOORE | 20 | 74.07% |
| DEM BILL CAMPBELL | 2 | 7.41% |
| LIB DANIEL R. COTTAM | 0 | 0.00% |

GOVERNOR / LT. GOVERNOR

| Vote For 1 | TOTAL | VOTE % |
|----------------------|-------|--------|
| REP SPENCER J. COX | 15 | 55.56% |
| DEM BRIAN SMITH KING | 3 | 11.11% |
| LIB J. ROBERT LATHAM | 2 | 7.41% |
| IAP TOMMY WILLIAMS | 1 | 3.70% |
| TOM TOMENY | 0 | 0.00% |
| Write-In Totals | 4 | 14.81% |

PLV04

ATTORNEY GENERAL

Vote For 1

| | TOTAL | VOTE % | |
|--------------------------|-------|--------|--|
| REP DEREK BROWN | 21 | 77.78% | |
| DEM RUDY J BAUTISTA | 2 | 7.41% | |
| LIB W. ANDREW MCCULLOUGH | 1 | 3.70% | |
| UUP MICHELLE QUIST | 1 | 3.70% | |
| AUSTIN HEPWORTH | 0 | 0.00% | |

STATE AUDITOR AUDITOR

Vote For 1

| | TOTAL | VOTE % | |
|-----------------------|-------|--------|--|
| REP TINA CANNON | 19 | 70.37% | |
| DEM CATHERINE VOUTAZ | 3 | 11.11% | |
| CON JEFFREY L. OSTLER | 0 | 0.00% | |

STATE TREASURER

Vote For 1

| | TOTAL | VOTE % | |
|-------------------|-------|--------|--|
| REP MARLO M. OAKS | 20 | 74.07% | |
| DEM NEIL A HANSEN | 3 | 11.11% | |
| UFP MILES POMEROY | 0 | 0.00% | |

UTAH SENATE DISTRICT 4

Vote For 1

| | TOTAL | VOTE % | |
|--------------------------|-------|--------|--|
| REP CALVIN RAY MUSSELMAN | 19 | 70.37% | |

UTAH HOUSE DISTRICT 6

Vote For 1

| | TOTAL | VOTE % | |
|----------------------|-------|--------|--|
| REP MATTHEW H. GWYNN | 21 | 77.78% | |
| DEM AMBER HARDY | 4 | 14.81% | |

COUNTY COMMISSION SEAT C

Vote For 1

| | TOTAL | VOTE % | |
|------------------------|-------|--------|--|
| REP JIM HARVEY | 20 | 74.07% | |
| LIB BRIAN K ROWLEY | 3 | 11.11% | |
| DEM STEVEN VAN WAGONER | 2 | 7.41% | |

COUNTY ASSESSOR

Vote For 1

| | TOTAL | VOTE % | |
|----------------------|-------|--------|--|
| REP JOHN E. ULIBARRI | 21 | 77.78% | |

PLV04

COUNTY RECORDER / SURVEYOR

Vote For 1

| | TOTAL | VOTE % | |
|-----------------------|-------|--------|---|
| REP BAHY RAHIMZADEGAN | 20 | 74.07% |  |

COUNTY TREASURER

Vote For 1

| | TOTAL | VOTE % | |
|--------------------|-------|--------|---|
| REP LYNELLE JENSEN | 20 | 74.07% |  |

MATTHEW B. DURRANT

Vote For 1

| | TOTAL | VOTE % | |
|-----|-------|--------|---|
| Yes | 15 | 55.56% |  |
| No | 8 | 29.63% |  |

RYAN D. TENNEY

Vote For 1

| | TOTAL | VOTE % | |
|-----|-------|--------|--|
| Yes | 17 | 62.96% |  |
| No | 6 | 22.22% |  |

JOSEPH M. BEAN

Vote For 1

| | TOTAL | VOTE % | |
|-----|-------|--------|---|
| Yes | 16 | 59.26% |  |
| No | 7 | 25.93% |  |

RONALD G. RUSSELL

Vote For 1

| | TOTAL | VOTE % | |
|-----|-------|--------|---|
| Yes | 16 | 59.26% |  |
| No | 7 | 25.93% |  |

CRISTINA PATRICIA ORTEGA

Vote For 1

| | TOTAL | VOTE % | |
|-----|-------|--------|---|
| Yes | 17 | 62.96% |  |
| No | 6 | 22.22% |  |

CRAIG HALL

Vote For 1

| | TOTAL | VOTE % | |
|-----|-------|--------|---|
| Yes | 16 | 59.26% |  |
| No | 6 | 22.22% |  |

PLV04

MICHAEL DARIO DIREDA

Vote For 1

| | TOTAL | VOTE % | |
|-----|-------|--------|---|
| Yes | 16 | 59.26% |  |
| No | 7 | 25.93% |  |

TASHA WILLIAMS

Vote For 1

| | TOTAL | VOTE % | |
|-----|-------|--------|---|
| Yes | 17 | 62.96% |  |
| No | 6 | 22.22% |  |

CONSTITUTIONAL AMENDMENT B

Vote For 1

| | TOTAL | VOTE % | |
|---------|-------|--------|---|
| For | 12 | 44.44% |  |
| Against | 12 | 44.44% |  |

CONSTITUTIONAL AMENDMENT C

Vote For 1

| | TOTAL | VOTE % | |
|---------|-------|--------|---|
| For | 18 | 66.67% |  |
| Against | 6 | 22.22% |  |

BALLOT PROPOSITION 19

Vote For 1

| | TOTAL | VOTE % | |
|-----|-------|--------|---|
| Yes | 13 | 48.15% |  |
| No | 11 | 40.74% |  |

PLV05

| Statistics | TOTAL |
|---------------------------|--------|
| Registered Voters - Total | 335 |
| Ballots Cast - Total | 300 |
| Voter Turnout - Total | 89.55% |

U.S. PRESIDENT / VICE PRESIDENT

Vote For 1

| | TOTAL | VOTE % | |
|-----------------------|-------|--------|--|
| REP DONALD J. TRUMP | 216 | 72.00% | |
| DEM KAMALA D. HARRIS | 65 | 21.67% | |
| LIB CHASE OLIVER | 3 | 1.00% | |
| GRN JILL STEIN | 2 | 0.67% | |
| CORNEL RONALD WEST | 1 | 0.33% | |
| LUCIFER "JUSTIN CASE" | 0 | 0.00% | |
| CON JOEL SKOUSEN | 0 | 0.00% | |
| CLAUDIA DE LA CRUZ | 0 | 0.00% | |
| Write-In Totals | 6 | 2.00% | |

U.S. SENATE

Vote For 1

| | TOTAL | VOTE % | |
|----------------------|-------|--------|--|
| REP JOHN CURTIS | 218 | 72.67% | |
| DEM CAROLINE GLEICH | 50 | 16.67% | |
| IAP CARLTON E. BOWEN | 15 | 5.00% | |
| Write-In Totals | 4 | 1.33% | |

U.S. HOUSE DISTRICT 1

Vote For 1

| | TOTAL | VOTE % | |
|----------------------|-------|--------|--|
| REP BLAKE D. MOORE | 224 | 74.67% | |
| DEM BILL CAMPBELL | 49 | 16.33% | |
| LIB DANIEL R. COTTAM | 17 | 5.67% | |

GOVERNOR / LT. GOVERNOR






Vote For 1

| | TOTAL | VOTE % | |
|----------------------|-------|--------|--|
| REP SPENCER J. COX | 187 | 62.33% | |
| DEM BRIAN SMITH KING | 44 | 14.67% | |
| LIB J. ROBERT LATHAM | 11 | 3.67% | |
| IAP TOMMY WILLIAMS | 1 | 0.33% | |
| TOM TOMENY | 0 | 0.00% | |
| Write-In Totals | 50 | 16.67% | |

PLV05




ATTORNEY GENERAL

Vote For 1

| | TOTAL | VOTE % | |
|--------------------------|-------|--------|---|
| REP DEREK BROWN | 201 | 67.00% |  |
| DEM RUDY J BAUTISTA | 36 | 12.00% |  |
| LIB W. ANDREW MCCULLOUGH | 17 | 5.67% |  |
| AUSTIN HEPWORTH | 16 | 5.33% |  |
| UUP MICHELLE QUIST | 12 | 4.00% |  |




STATE AUDITOR AUDITOR

Vote For 1

| | TOTAL | VOTE % | |
|-----------------------|-------|--------|---|
| REP TINA CANNON | 211 | 70.33% |  |
| DEM CATHERINE VOUTAZ | 43 | 14.33% |  |
| CON JEFFREY L. OSTLER | 17 | 5.67% |  |


STATE TREASURER

Vote For 1

| | TOTAL | VOTE % | |
|-------------------|-------|--------|---|
| REP MARLO M. OAKS | 223 | 74.33% |  |
| DEM NEIL A HANSEN | 48 | 16.00% |  |
| UFP MILES POMEROY | 11 | 3.67% |  |


UTAH SENATE DISTRICT 4

Vote For 1

| | TOTAL | VOTE % | |
|--------------------------|-------|--------|---|
| REP CALVIN RAY MUSSELMAN | 211 | 70.33% |  |




UTAH HOUSE DISTRICT 6

Vote For 1

| | TOTAL | VOTE % | |
|----------------------|-------|--------|---|
| REP MATTHEW H. GWYNN | 220 | 73.33% |  |
| DEM AMBER HARDY | 47 | 15.67% |  |

COUNTY COMMISSION SEAT C

Vote For 1

| | TOTAL | VOTE % | |
|------------------------|-------|--------|---|
| REP JIM HARVEY | 202 | 67.33% |  |
| DEM STEVEN VAN WAGONER | 55 | 18.33% |  |
| LIB BRIAN K ROWLEY | 23 | 7.67% |  |

COUNTY ASSESSOR

Vote For 1

| | TOTAL | VOTE % | |
|----------------------|-------|--------|---|
| REP JOHN E. ULIBARRI | 237 | 79.00% |  |

PLV05

COUNTY RECORDER / SURVEYOR

Vote For 1

| | TOTAL | VOTE % | |
|-----------------------|-------|--------|--|
| REP BAHY RAHIMZADEGAN | 231 | 77.00% | |

COUNTY TREASURER

Vote For 1

| | TOTAL | VOTE % | |
|--------------------|-------|--------|--|
| REP LYNELLE JENSEN | 241 | 80.33% | |

MATTHEW B. DURRANT

Vote For 1

| | TOTAL | VOTE % | |
|-----|-------|--------|--|
| Yes | 199 | 66.33% | |
| No | 41 | 13.67% | |

RYAN D. TENNEY

Vote For 1

| | TOTAL | VOTE % | |
|-----|-------|--------|--|
| Yes | 195 | 65.00% | |
| No | 44 | 14.67% | |

JOSEPH M. BEAN

Vote For 1

| | TOTAL | VOTE % | |
|-----|-------|--------|--|
| Yes | 185 | 61.67% | |
| No | 50 | 16.67% | |

RONALD G. RUSSELL

Vote For 1

| | TOTAL | VOTE % | |
|-----|-------|--------|--|
| Yes | 191 | 63.67% | |
| No | 44 | 14.67% | |

CRISTINA PATRICIA ORTEGA

Vote For 1

| | TOTAL | VOTE % | |
|-----|-------|--------|--|
| Yes | 184 | 61.33% | |
| No | 54 | 18.00% | |

CRAIG HALL

Vote For 1

| | TOTAL | VOTE % | |
|-----|-------|--------|--|
| Yes | 179 | 59.67% | |
| No | 56 | 18.67% | |

PLV05

MICHAEL DARIO DIREDA

Vote For 1

| | TOTAL | VOTE % | |
|-----|-------|--------|---|
| Yes | 182 | 60.67% |  |
| No | 52 | 17.33% |  |

TASHA WILLIAMS

Vote For 1

| | TOTAL | VOTE % | |
|-----|-------|--------|---|
| Yes | 185 | 61.67% |  |
| No | 51 | 17.00% |  |


CONSTITUTIONAL AMENDMENT B

Vote For 1

| | TOTAL | VOTE % | |
|---------|-------|--------|---|
| For | 180 | 60.00% |  |
| Against | 94 | 31.33% |  |

CONSTITUTIONAL AMENDMENT C

Vote For 1

| | TOTAL | VOTE % | |
|---------|-------|--------|---|
| For | 226 | 75.33% |  |
| Against | 48 | 16.00% |  |

BALLOT PROPOSITION 19

Vote For 1

| | TOTAL | VOTE % | |
|-----|-------|--------|---|
| Yes | 173 | 57.67% |  |
| No | 106 | 35.33% |  |

PLV06

| Statistics | TOTAL |
|---------------------------|--------|
| Registered Voters - Total | 361 |
| Ballots Cast - Total | 297 |
| Voter Turnout - Total | 82.27% |

U.S. PRESIDENT / VICE PRESIDENT

Vote For 1

| | TOTAL | VOTE % | |
|-----------------------|-------|--------|--|
| REP DONALD J. TRUMP | 214 | 72.05% | |
| DEM KAMALA D. HARRIS | 69 | 23.23% | |
| GRN JILL STEIN | 6 | 2.02% | |
| LUCIFER "JUSTIN CASE" | 1 | 0.34% | |
| LIB CHASE OLIVER | 1 | 0.34% | |
| CORNEL RONALD WEST | 0 | 0.00% | |
| CON JOEL SKOUSEN | 0 | 0.00% | |
| CLAUDIA DE LA CRUZ | 0 | 0.00% | |
| Write-In Totals | 2 | 0.67% | |

U.S. SENATE

Vote For 1

| | TOTAL | VOTE % | |
|----------------------|-------|--------|--|
| REP JOHN CURTIS | 217 | 73.06% | |
| DEM CAROLINE GLEICH | 59 | 19.87% | |
| IAP CARLTON E. BOWEN | 14 | 4.71% | |
| Write-In Totals | 1 | 0.34% | |

U.S. HOUSE DISTRICT 1

Vote For 1

| | TOTAL | VOTE % | |
|----------------------|-------|--------|--|
| REP BLAKE D. MOORE | 221 | 74.41% | |
| DEM BILL CAMPBELL | 53 | 17.85% | |
| LIB DANIEL R. COTTAM | 13 | 4.38% | |

GOVERNOR / LT. GOVERNOR






Vote For 1

| | TOTAL | VOTE % | |
|----------------------|-------|--------|--|
| REP SPENCER J. COX | 185 | 62.29% | |
| DEM BRIAN SMITH KING | 43 | 14.48% | |
| IAP TOMMY WILLIAMS | 11 | 3.70% | |
| LIB J. ROBERT LATHAM | 7 | 2.36% | |
| TOM TOMENY | 1 | 0.34% | |
| Write-In Totals | 42 | 14.14% | |

PLV06

ATTORNEY GENERAL

Vote For 1

| | TOTAL | VOTE % | |
|--------------------------|-------|--------|---|
| REP DEREK BROWN | 204 | 68.69% |  |
| DEM RUDY J BAUTISTA | 51 | 17.17% |  |
| UUP MICHELLE QUIST | 12 | 4.04% |  |
| LIB W. ANDREW MCCULLOUGH | 9 | 3.03% |  |
| AUSTIN HEPWORTH | 9 | 3.03% |  |



STATE AUDITOR AUDITOR

Vote For 1

| | TOTAL | VOTE % | |
|-----------------------|-------|--------|---|
| REP TINA CANNON | 206 | 69.36% |  |
| DEM CATHERINE VOUTAZ | 56 | 18.86% |  |
| CON JEFFREY L. OSTLER | 16 | 5.39% |  |


STATE TREASURER

Vote For 1

| | TOTAL | VOTE % | |
|-------------------|-------|--------|---|
| REP MARLO M. OAKS | 204 | 68.69% |  |
| DEM NEIL A HANSEN | 66 | 22.22% |  |
| UFP MILES POMEROY | 10 | 3.37% |  |

UTAH SENATE DISTRICT 3

Vote For 1

| | TOTAL | VOTE % | |
|---------------------|-------|--------|---|
| REP JOHN D. JOHNSON | 207 | 69.70% |  |
| DEM STACY BERNAL | 81 | 27.27% |  |




UTAH HOUSE DISTRICT 8

Vote For 1

| | TOTAL | VOTE % | |
|------------------|-------|--------|---|
| REP JASON B KYLE | 210 | 70.71% |  |

COUNTY COMMISSION SEAT C

Vote For 1

| | TOTAL | VOTE % | |
|------------------------|-------|--------|---|
| REP JIM HARVEY | 199 | 67.00% |  |
| DEM STEVEN VAN WAGONER | 68 | 22.90% |  |
| LIB BRIAN K ROWLEY | 20 | 6.73% |  |

COUNTY ASSESSOR

Vote For 1

| | TOTAL | VOTE % | |
|----------------------|-------|--------|---|
| REP JOHN E. ULIBARRI | 231 | 77.78% |  |

PLV06

COUNTY RECORDER / SURVEYOR

Vote For 1

| | TOTAL | VOTE % | |
|-----------------------|-------|--------|--|
| REP BAHY RAHIMZADEGAN | 233 | 78.45% | |

COUNTY TREASURER

Vote For 1

| | TOTAL | VOTE % | |
|--------------------|-------|--------|--|
| REP LYNELLE JENSEN | 234 | 78.79% | |

MATTHEW B. DURRANT

Vote For 1

| | TOTAL | VOTE % | |
|-----|-------|--------|--|
| Yes | 163 | 54.88% | |
| No | 59 | 19.87% | |

RYAN D. TENNEY

Vote For 1

| | TOTAL | VOTE % | |
|-----|-------|--------|--|
| Yes | 163 | 54.88% | |
| No | 59 | 19.87% | |

JOSEPH M. BEAN

Vote For 1

| | TOTAL | VOTE % | |
|-----|-------|--------|--|
| Yes | 153 | 51.52% | |
| No | 67 | 22.56% | |

RONALD G. RUSSELL

Vote For 1

| | TOTAL | VOTE % | |
|-----|-------|--------|--|
| Yes | 159 | 53.54% | |
| No | 59 | 19.87% | |

CRISTINA PATRICIA ORTEGA

Vote For 1

| | TOTAL | VOTE % | |
|-----|-------|--------|--|
| Yes | 147 | 49.49% | |
| No | 71 | 23.91% | |

CRAIG HALL

Vote For 1

| | TOTAL | VOTE % | |
|-----|-------|--------|--|
| Yes | 149 | 50.17% | |
| No | 63 | 21.21% | |

PLV06

MICHAEL DARIO DIREDA

Vote For 1

| | TOTAL | VOTE % | |
|-----|-------|--------|---|
| Yes | 154 | 51.85% |  |
| No | 64 | 21.55% |  |

TASHA WILLIAMS

Vote For 1

| | TOTAL | VOTE % | |
|-----|-------|--------|---|
| Yes | 154 | 51.85% |  |
| No | 63 | 21.21% |  |

CONSTITUTIONAL AMENDMENT B

Vote For 1

| | TOTAL | VOTE % | |
|---------|-------|--------|---|
| For | 164 | 55.22% |  |
| Against | 104 | 35.02% |  |

CONSTITUTIONAL AMENDMENT C

Vote For 1

| | TOTAL | VOTE % | |
|---------|-------|--------|---|
| For | 230 | 77.44% |  |
| Against | 40 | 13.47% |  |

BALLOT PROPOSITION 19

Vote For 1

| | TOTAL | VOTE % | |
|-----|-------|--------|---|
| Yes | 171 | 57.58% |  |
| No | 105 | 35.35% |  |

PLV07

Statistics TOTAL

| | |
|---------------------------|--------|
| Registered Voters - Total | 867 |
| Ballots Cast - Total | 768 |
| Voter Turnout - Total | 88.58% |

U.S. PRESIDENT / VICE PRESIDENT

Vote For 1

| | TOTAL | VOTE % | |
|-----------------------|-------|--------|---|
| REP DONALD J. TRUMP | 516 | 67.19% | <div style="width: 67.19%; height: 10px; background-color: #f1c40f;"></div> |
| DEM KAMALA D. HARRIS | 201 | 26.17% | <div style="width: 26.17%; height: 10px; background-color: #34495e;"></div> |
| LIB CHASE OLIVER | 18 | 2.34% | <div style="width: 2.34%; height: 10px; background-color: #95a5a6;"></div> |
| GRN JILL STEIN | 7 | 0.91% | <div style="width: 0.91%; height: 10px; background-color: #27ae60;"></div> |
| CON JOEL SKOUSEN | 4 | 0.52% | <div style="width: 0.52%; height: 10px; background-color: #e67e22;"></div> |
| LUCIFER "JUSTIN CASE" | 3 | 0.39% | <div style="width: 0.39%; height: 10px; background-color: #34495e;"></div> |
| CORNEL RONALD WEST | 0 | 0.00% | <div style="width: 0.00%; height: 10px; background-color: #34495e;"></div> |
| CLAUDIA DE LA CRUZ | 0 | 0.00% | <div style="width: 0.00%; height: 10px; background-color: #34495e;"></div> |
| Write-In Totals | 12 | 1.56% | <div style="width: 1.56%; height: 10px; background-color: #34495e;"></div> |

U.S. SENATE

Vote For 1

| | TOTAL | VOTE % | |
|----------------------|-------|--------|---|
| REP JOHN CURTIS | 558 | 72.66% | <div style="width: 72.66%; height: 10px; background-color: #f1c40f;"></div> |
| DEM CAROLINE GLEICH | 161 | 20.96% | <div style="width: 20.96%; height: 10px; background-color: #34495e;"></div> |
| IAP CARLTON E. BOWEN | 27 | 3.52% | <div style="width: 3.52%; height: 10px; background-color: #95a5a6;"></div> |
| Write-In Totals | 3 | 0.39% | <div style="width: 0.39%; height: 10px; background-color: #34495e;"></div> |

U.S. HOUSE DISTRICT 1

Vote For 1

| | TOTAL | VOTE % | |
|----------------------|-------|--------|---|
| REP BLAKE D. MOORE | 557 | 72.53% | <div style="width: 72.53%; height: 10px; background-color: #f1c40f;"></div> |
| DEM BILL CAMPBELL | 150 | 19.53% | <div style="width: 19.53%; height: 10px; background-color: #34495e;"></div> |
| LIB DANIEL R. COTTAM | 25 | 3.26% | <div style="width: 3.26%; height: 10px; background-color: #95a5a6;"></div> |

GOVERNOR / LT. GOVERNOR

Vote For 1

| | TOTAL | VOTE % | |
|----------------------|-------|--------|---|
| REP SPENCER J. COX | 459 | 59.77% | <div style="width: 59.77%; height: 10px; background-color: #f1c40f;"></div> |
| DEM BRIAN SMITH KING | 129 | 16.80% | <div style="width: 16.80%; height: 10px; background-color: #34495e;"></div> |
| LIB J. ROBERT LATHAM | 23 | 2.99% | <div style="width: 2.99%; height: 10px; background-color: #95a5a6;"></div> |
| IAP TOMMY WILLIAMS | 13 | 1.69% | <div style="width: 1.69%; height: 10px; background-color: #34495e;"></div> |
| TOM TOMENY | 5 | 0.65% | <div style="width: 0.65%; height: 10px; background-color: #34495e;"></div> |
| Write-In Totals | 124 | 16.15% | <div style="width: 16.15%; height: 10px; background-color: #34495e;"></div> |

PLV07

ATTORNEY GENERAL

Vote For 1

| | TOTAL | VOTE % | |
|--------------------------|-------|--------|--|
| REP DEREK BROWN | 513 | 66.80% | |
| DEM RUDY J BAUTISTA | 154 | 20.05% | |
| UUP MICHELLE QUIST | 30 | 3.91% | |
| LIB W. ANDREW MCCULLOUGH | 20 | 2.60% | |
| AUSTIN HEPWORTH | 16 | 2.08% | |

STATE AUDITOR AUDITOR

Vote For 1

| | TOTAL | VOTE % | |
|-----------------------|-------|--------|--|
| REP TINA CANNON | 521 | 67.84% | |
| DEM CATHERINE VOUTAZ | 160 | 20.83% | |
| CON JEFFREY L. OSTLER | 37 | 4.82% | |

STATE TREASURER

Vote For 1

| | TOTAL | VOTE % | |
|-------------------|-------|--------|--|
| REP MARLO M. OAKS | 527 | 68.62% | |
| DEM NEIL A HANSEN | 163 | 21.22% | |
| UFP MILES POMEROY | 28 | 3.65% | |

UTAH SENATE DISTRICT 3

Vote For 1

| | TOTAL | VOTE % | |
|---------------------|-------|--------|--|
| REP JOHN D. JOHNSON | 512 | 66.67% | |
| DEM STACY BERNAL | 219 | 28.52% | |

UTAH HOUSE DISTRICT 7

Vote For 1

| | TOTAL | VOTE % | |
|--------------------|-------|--------|--|
| REP RYAN D. WILCOX | 602 | 78.39% | |

COUNTY COMMISSION SEAT C

Vote For 1

| | TOTAL | VOTE % | |
|------------------------|-------|--------|--|
| REP JIM HARVEY | 499 | 64.97% | |
| DEM STEVEN VAN WAGONER | 179 | 23.31% | |
| LIB BRIAN K ROWLEY | 45 | 5.86% | |

COUNTY ASSESSOR

Vote For 1

| | TOTAL | VOTE % | |
|----------------------|-------|--------|--|
| REP JOHN E. ULIBARRI | 600 | 78.12% | |

PLV07

COUNTY RECORDER / SURVEYOR

Vote For 1

| | TOTAL | VOTE % | |
|-----------------------|-------|--------|--|
| REP BAHY RAHIMZADEGAN | 595 | 77.47% | |

COUNTY TREASURER

Vote For 1

| | TOTAL | VOTE % | |
|--------------------|-------|--------|--|
| REP LYNELLE JENSEN | 616 | 80.21% | |

MATTHEW B. DURRANT

Vote For 1

| | TOTAL | VOTE % | |
|-----|-------|--------|--|
| Yes | 499 | 64.97% | |
| No | 123 | 16.02% | |

RYAN D. TENNEY

Vote For 1

| | TOTAL | VOTE % | |
|-----|-------|--------|--|
| Yes | 485 | 63.15% | |
| No | 126 | 16.41% | |

JOSEPH M. BEAN

Vote For 1

| | TOTAL | VOTE % | |
|-----|-------|--------|--|
| Yes | 465 | 60.55% | |
| No | 145 | 18.88% | |

RONALD G. RUSSELL

Vote For 1

| | TOTAL | VOTE % | |
|-----|-------|--------|--|
| Yes | 488 | 63.54% | |
| No | 121 | 15.76% | |

CRISTINA PATRICIA ORTEGA

Vote For 1

| | TOTAL | VOTE % | |
|-----|-------|--------|--|
| Yes | 463 | 60.29% | |
| No | 147 | 19.14% | |

CRAIG HALL

Vote For 1

| | TOTAL | VOTE % | |
|-----|-------|--------|--|
| Yes | 459 | 59.77% | |
| No | 145 | 18.88% | |

PLV07

MICHAEL DARIO DIREDA

Vote For 1

| | TOTAL | VOTE % | |
|-----|-------|--------|---|
| Yes | 484 | 63.02% |  |
| No | 128 | 16.67% |  |

TASHA WILLIAMS

Vote For 1

| | TOTAL | VOTE % | |
|-----|-------|--------|---|
| Yes | 499 | 64.97% |  |
| No | 119 | 15.49% |  |

CONSTITUTIONAL AMENDMENT B

Vote For 1

| | TOTAL | VOTE % | |
|---------|-------|--------|---|
| For | 456 | 59.38% |  |
| Against | 256 | 33.33% |  |

CONSTITUTIONAL AMENDMENT C

Vote For 1

| | TOTAL | VOTE % | |
|---------|-------|--------|---|
| For | 579 | 75.39% |  |
| Against | 136 | 17.71% |  |

BALLOT PROPOSITION 19

Vote For 1

| | TOTAL | VOTE % | |
|-----|-------|--------|---|
| Yes | 461 | 60.03% |  |
| No | 262 | 34.11% |  |

PLV08

| Statistics | TOTAL |
|---------------------------|--------|
| Registered Voters - Total | 829 |
| Ballots Cast - Total | 714 |
| Voter Turnout - Total | 86.13% |

U.S. PRESIDENT / VICE PRESIDENT

Vote For 1

| | TOTAL | VOTE % | |
|-----------------------|-------|--------|--|
| REP DONALD J. TRUMP | 502 | 70.31% | |
| DEM KAMALA D. HARRIS | 168 | 23.53% | |
| LIB CHASE OLIVER | 12 | 1.68% | |
| CON JOEL SKOUSEN | 3 | 0.42% | |
| GRN JILL STEIN | 3 | 0.42% | |
| LUCIFER "JUSTIN CASE" | 2 | 0.28% | |
| CORNEL RONALD WEST | 1 | 0.14% | |
| CLAUDIA DE LA CRUZ | 1 | 0.14% | |
| Write-In Totals | 14 | 1.96% | |

U.S. SENATE

Vote For 1

| | TOTAL | VOTE % | |
|----------------------|-------|--------|--|
| REP JOHN CURTIS | 540 | 75.63% | |
| DEM CAROLINE GLEICH | 101 | 14.15% | |
| IAP CARLTON E. BOWEN | 31 | 4.34% | |
| Write-In Totals | 11 | 1.54% | |

U.S. HOUSE DISTRICT 1

Vote For 1

| | TOTAL | VOTE % | |
|----------------------|-------|--------|--|
| REP BLAKE D. MOORE | 537 | 75.21% | |
| DEM BILL CAMPBELL | 106 | 14.85% | |
| LIB DANIEL R. COTTAM | 38 | 5.32% | |

GOVERNOR / LT. GOVERNOR

Vote For 1

| | TOTAL | VOTE % | |
|----------------------|-------|--------|--|
| REP SPENCER J. COX | 458 | 64.15% | |
| DEM BRIAN SMITH KING | 90 | 12.60% | |
| LIB J. ROBERT LATHAM | 20 | 2.80% | |
| IAP TOMMY WILLIAMS | 11 | 1.54% | |
| TOM TOMENY | 1 | 0.14% | |
| Write-In Totals | 122 | 17.09% | |

PLV08

ATTORNEY GENERAL

Vote For 1

| | TOTAL | VOTE % | |
|--------------------------|-------|--------|--|
| REP DEREK BROWN | 508 | 71.15% | |
| DEM RUDY J BAUTISTA | 96 | 13.45% | |
| UUP MICHELLE QUIST | 36 | 5.04% | |
| LIB W. ANDREW MCCULLOUGH | 27 | 3.78% | |
| AUSTIN HEPWORTH | 16 | 2.24% | |

STATE AUDITOR AUDITOR

Vote For 1

| | TOTAL | VOTE % | |
|-----------------------|-------|--------|--|
| REP TINA CANNON | 532 | 74.51% | |
| DEM CATHERINE VOUTAZ | 117 | 16.39% | |
| CON JEFFREY L. OSTLER | 26 | 3.64% | |

STATE TREASURER

Vote For 1

| | TOTAL | VOTE % | |
|-------------------|-------|--------|--|
| REP MARLO M. OAKS | 531 | 74.37% | |
| DEM NEIL A HANSEN | 114 | 15.97% | |
| UFP MILES POMEROY | 32 | 4.48% | |

UTAH SENATE DISTRICT 3

Vote For 1

| | TOTAL | VOTE % | |
|---------------------|-------|--------|--|
| REP JOHN D. JOHNSON | 517 | 72.41% | |
| DEM STACY BERNAL | 165 | 23.11% | |

UTAH HOUSE DISTRICT 6

Vote For 1

| | TOTAL | VOTE % | |
|----------------------|-------|--------|--|
| REP MATTHEW H. GWYNN | 512 | 71.71% | |
| DEM AMBER HARDY | 131 | 18.35% | |

COUNTY COMMISSION SEAT C

Vote For 1

| | TOTAL | VOTE % | |
|------------------------|-------|--------|--|
| REP JIM HARVEY | 504 | 70.59% | |
| DEM STEVEN VAN WAGONER | 125 | 17.51% | |
| LIB BRIAN K ROWLEY | 49 | 6.86% | |

COUNTY ASSESSOR

Vote For 1

| | TOTAL | VOTE % | |
|----------------------|-------|--------|--|
| REP JOHN E. ULIBARRI | 606 | 84.87% | |

PLV08

COUNTY RECORDER / SURVEYOR

Vote For 1

| | TOTAL | VOTE % | |
|-----------------------|-------|--------|--|
| REP BAHY RAHIMZADEGAN | 604 | 84.59% | |

COUNTY TREASURER

Vote For 1

| | TOTAL | VOTE % | |
|--------------------|-------|--------|--|
| REP LYNELLE JENSEN | 607 | 85.01% | |

MATTHEW B. DURRANT

Vote For 1

| | TOTAL | VOTE % | |
|-----|-------|--------|--|
| Yes | 501 | 70.17% | |
| No | 94 | 13.17% | |

RYAN D. TENNEY

Vote For 1

| | TOTAL | VOTE % | |
|-----|-------|--------|--|
| Yes | 492 | 68.91% | |
| No | 92 | 12.89% | |

JOSEPH M. BEAN

Vote For 1

| | TOTAL | VOTE % | |
|-----|-------|--------|--|
| Yes | 480 | 67.23% | |
| No | 106 | 14.85% | |

RONALD G. RUSSELL

Vote For 1

| | TOTAL | VOTE % | |
|-----|-------|--------|--|
| Yes | 489 | 68.49% | |
| No | 94 | 13.17% | |

CRISTINA PATRICIA ORTEGA

Vote For 1

| | TOTAL | VOTE % | |
|-----|-------|--------|--|
| Yes | 473 | 66.25% | |
| No | 113 | 15.83% | |

CRAIG HALL

Vote For 1

| | TOTAL | VOTE % | |
|-----|-------|--------|--|
| Yes | 478 | 66.95% | |
| No | 97 | 13.59% | |

PLV08

MICHAEL DARIO DIREDA

Vote For 1

| | TOTAL | VOTE % | |
|-----|-------|--------|---|
| Yes | 491 | 68.77% |  |
| No | 95 | 13.31% |  |

TASHA WILLIAMS

Vote For 1

| | TOTAL | VOTE % | |
|-----|-------|--------|---|
| Yes | 494 | 69.19% |  |
| No | 88 | 12.32% |  |

CONSTITUTIONAL AMENDMENT B

Vote For 1

| | TOTAL | VOTE % | |
|---------|-------|--------|---|
| For | 444 | 62.18% |  |
| Against | 207 | 28.99% |  |

CONSTITUTIONAL AMENDMENT C

Vote For 1

| | TOTAL | VOTE % | |
|---------|-------|--------|---|
| For | 549 | 76.89% |  |
| Against | 107 | 14.99% |  |

BALLOT PROPOSITION 19

Vote For 1

| | TOTAL | VOTE % | |
|-----|-------|--------|---|
| Yes | 445 | 62.32% |  |
| No | 228 | 31.93% |  |

PLV09

| Statistics | TOTAL |
|---------------------------|--------|
| Registered Voters - Total | 766 |
| Ballots Cast - Total | 661 |
| Voter Turnout - Total | 86.29% |

U.S. PRESIDENT / VICE PRESIDENT

Vote For 1

| | TOTAL | VOTE % |
|-----------------------|-------|--------|
| REP DONALD J. TRUMP | 479 | 72.47% |
| DEM KAMALA D. HARRIS | 146 | 22.09% |
| LIB CHASE OLIVER | 9 | 1.36% |
| CON JOEL SKOUSEN | 6 | 0.91% |
| GRN JILL STEIN | 1 | 0.15% |
| CORNEL RONALD WEST | 0 | 0.00% |
| LUCIFER "JUSTIN CASE" | 0 | 0.00% |
| CLAUDIA DE LA CRUZ | 0 | 0.00% |
| Write-In Totals | 12 | 1.82% |

U.S. SENATE

Vote For 1

| | TOTAL | VOTE % |
|----------------------|-------|--------|
| REP JOHN CURTIS | 504 | 76.25% |
| DEM CAROLINE GLEICH | 108 | 16.34% |
| IAP CARLTON E. BOWEN | 28 | 4.24% |
| Write-In Totals | 3 | 0.45% |

U.S. HOUSE DISTRICT 1

Vote For 1

| | TOTAL | VOTE % |
|----------------------|-------|--------|
| REP BLAKE D. MOORE | 496 | 75.04% |
| DEM BILL CAMPBELL | 114 | 17.25% |
| LIB DANIEL R. COTTAM | 23 | 3.48% |

GOVERNOR / LT. GOVERNOR

Vote For 1

| | TOTAL | VOTE % |
|----------------------|-------|--------|
| REP SPENCER J. COX | 438 | 66.26% |
| DEM BRIAN SMITH KING | 93 | 14.07% |
| LIB J. ROBERT LATHAM | 14 | 2.12% |
| IAP TOMMY WILLIAMS | 12 | 1.82% |
| TOM TOMENY | 2 | 0.30% |
| Write-In Totals | 88 | 13.31% |

PLV09

ATTORNEY GENERAL

Vote For 1

| | TOTAL | VOTE % | |
|--------------------------|-------|--------|--|
| REP DEREK BROWN | 470 | 71.10% | |
| DEM RUDY J BAUTISTA | 97 | 14.67% | |
| UUP MICHELLE QUIST | 27 | 4.08% | |
| AUSTIN HEPWORTH | 25 | 3.78% | |
| LIB W. ANDREW MCCULLOUGH | 16 | 2.42% | |

STATE AUDITOR AUDITOR

Vote For 1

| | TOTAL | VOTE % | |
|-----------------------|-------|--------|--|
| REP TINA CANNON | 501 | 75.79% | |
| DEM CATHERINE VOUTAZ | 99 | 14.98% | |
| CON JEFFREY L. OSTLER | 31 | 4.69% | |

STATE TREASURER

Vote For 1

| | TOTAL | VOTE % | |
|-------------------|-------|--------|--|
| REP MARLO M. OAKS | 512 | 77.46% | |
| DEM NEIL A HANSEN | 101 | 15.28% | |
| UFP MILES POMEROY | 19 | 2.87% | |

UTAH SENATE DISTRICT 3

Vote For 1

| | TOTAL | VOTE % | |
|---------------------|-------|--------|--|
| REP JOHN D. JOHNSON | 492 | 74.43% | |
| DEM STACY BERNAL | 150 | 22.69% | |

UTAH HOUSE DISTRICT 6

Vote For 1

| | TOTAL | VOTE % | |
|----------------------|-------|--------|--|
| REP MATTHEW H. GWYNN | 504 | 76.25% | |
| DEM AMBER HARDY | 111 | 16.79% | |

COUNTY COMMISSION SEAT C

Vote For 1

| | TOTAL | VOTE % | |
|------------------------|-------|--------|--|
| REP JIM HARVEY | 468 | 70.80% | |
| DEM STEVEN VAN WAGONER | 148 | 22.39% | |
| LIB BRIAN K ROWLEY | 23 | 3.48% | |

COUNTY ASSESSOR

Vote For 1

| | TOTAL | VOTE % | |
|----------------------|-------|--------|--|
| REP JOHN E. ULIBARRI | 557 | 84.27% | |

PLV09

COUNTY RECORDER / SURVEYOR

Vote For 1

| | TOTAL | VOTE % | |
|-----------------------|-------|--------|--|
| REP BAHY RAHIMZADEGAN | 543 | 82.15% | |

COUNTY TREASURER

Vote For 1

| | TOTAL | VOTE % | |
|--------------------|-------|--------|--|
| REP LYNELLE JENSEN | 558 | 84.42% | |

MATTHEW B. DURRANT

Vote For 1

| | TOTAL | VOTE % | |
|-----|-------|--------|--|
| Yes | 452 | 68.38% | |
| No | 87 | 13.16% | |

RYAN D. TENNEY

Vote For 1

| | TOTAL | VOTE % | |
|-----|-------|--------|--|
| Yes | 445 | 67.32% | |
| No | 86 | 13.01% | |

JOSEPH M. BEAN

Vote For 1

| | TOTAL | VOTE % | |
|-----|-------|--------|--|
| Yes | 430 | 65.05% | |
| No | 102 | 15.43% | |

RONALD G. RUSSELL

Vote For 1

| | TOTAL | VOTE % | |
|-----|-------|--------|--|
| Yes | 449 | 67.93% | |
| No | 86 | 13.01% | |

CRISTINA PATRICIA ORTEGA

Vote For 1

| | TOTAL | VOTE % | |
|-----|-------|--------|--|
| Yes | 428 | 64.75% | |
| No | 107 | 16.19% | |

CRAIG HALL

Vote For 1

| | TOTAL | VOTE % | |
|-----|-------|--------|--|
| Yes | 428 | 64.75% | |
| No | 101 | 15.28% | |

PLV09

MICHAEL DARIO DIREDA

Vote For 1

| | TOTAL | VOTE % | |
|-----|-------|--------|---|
| Yes | 446 | 67.47% |  |
| No | 90 | 13.62% |  |

TASHA WILLIAMS

Vote For 1

| | TOTAL | VOTE % | |
|-----|-------|--------|---|
| Yes | 448 | 67.78% |  |
| No | 90 | 13.62% |  |

CONSTITUTIONAL AMENDMENT B

Vote For 1

| | TOTAL | VOTE % | |
|---------|-------|--------|---|
| For | 415 | 62.78% |  |
| Against | 207 | 31.32% |  |

CONSTITUTIONAL AMENDMENT C

Vote For 1

| | TOTAL | VOTE % | |
|---------|-------|--------|---|
| For | 520 | 78.67% |  |
| Against | 106 | 16.04% |  |

BALLOT PROPOSITION 19

Vote For 1

| | TOTAL | VOTE % | |
|-----|-------|--------|---|
| Yes | 437 | 66.11% |  |
| No | 198 | 29.95% |  |

PLV10

| Statistics | TOTAL |
|---------------------------|--------|
| Registered Voters - Total | 892 |
| Ballots Cast - Total | 790 |
| Voter Turnout - Total | 88.56% |

U.S. PRESIDENT / VICE PRESIDENT

| Vote For 1 | | TOTAL | VOTE % |
|-----------------------|-----|--------|--------|
| REP DONALD J. TRUMP | 486 | 61.52% | |
| DEM KAMALA D. HARRIS | 268 | 33.92% | |
| LIB CHASE OLIVER | 6 | 0.76% | |
| GRN JILL STEIN | 5 | 0.63% | |
| LUCIFER "JUSTIN CASE" | 1 | 0.13% | |
| CON JOEL SKOUSEN | 1 | 0.13% | |
| CLAUDIA DE LA CRUZ | 1 | 0.13% | |
| CORNEL RONALD WEST | 0 | 0.00% | |
| Write-In Totals | 13 | 1.65% | |

U.S. SENATE

| Vote For 1 | | TOTAL | VOTE % |
|----------------------|-----|--------|--------|
| REP JOHN CURTIS | 495 | 62.66% | |
| DEM CAROLINE GLEICH | 212 | 26.84% | |
| IAP CARLTON E. BOWEN | 43 | 5.44% | |
| Write-In Totals | 7 | 0.89% | |

U.S. HOUSE DISTRICT 1

| Vote For 1 | | TOTAL | VOTE % |
|----------------------|-----|--------|--------|
| REP BLAKE D. MOORE | 488 | 61.77% | |
| DEM BILL CAMPBELL | 209 | 26.46% | |
| LIB DANIEL R. COTTAM | 43 | 5.44% | |






GOVERNOR / LT. GOVERNOR

| Vote For 1 | | TOTAL | VOTE % |
|----------------------|-----|--------|--------|
| REP SPENCER J. COX | 417 | 52.78% | |
| DEM BRIAN SMITH KING | 188 | 23.80% | |
| LIB J. ROBERT LATHAM | 25 | 3.16% | |
| IAP TOMMY WILLIAMS | 11 | 1.39% | |
| TOM TOMENY | 3 | 0.38% | |
| Write-In Totals | 121 | 15.32% | |

PLV10

ATTORNEY GENERAL

Vote For 1

| | TOTAL | VOTE % | |
|--------------------------|-------|--------|---|
| REP DEREK BROWN | 449 | 56.84% |  |
| DEM RUDY J BAUTISTA | 185 | 23.42% |  |
| UUP MICHELLE QUIST | 45 | 5.70% |  |
| AUSTIN HEPWORTH | 35 | 4.43% |  |
| LIB W. ANDREW MCCULLOUGH | 27 | 3.42% |  |




STATE AUDITOR AUDITOR

Vote For 1

| | TOTAL | VOTE % | |
|-----------------------|-------|--------|---|
| REP TINA CANNON | 491 | 62.15% |  |
| DEM CATHERINE VOUTAZ | 210 | 26.58% |  |
| CON JEFFREY L. OSTLER | 41 | 5.19% |  |

STATE TREASURER

Vote For 1

| | TOTAL | VOTE % | |
|-------------------|-------|--------|---|
| REP MARLO M. OAKS | 481 | 60.89% |  |
| DEM NEIL A HANSEN | 222 | 28.10% |  |
| UFP MILES POMEROY | 27 | 3.42% |  |

UTAH SENATE DISTRICT 3

Vote For 1

| | TOTAL | VOTE % | |
|---------------------|-------|--------|---|
| REP JOHN D. JOHNSON | 474 | 60.00% |  |
| DEM STACY BERNAL | 271 | 34.30% |  |




UTAH HOUSE DISTRICT 7

Vote For 1

| | TOTAL | VOTE % | |
|--------------------|-------|--------|---|
| REP RYAN D. WILCOX | 555 | 70.25% |  |


COUNTY COMMISSION SEAT C

Vote For 1

| | TOTAL | VOTE % | |
|------------------------|-------|--------|---|
| REP JIM HARVEY | 442 | 55.95% |  |
| DEM STEVEN VAN WAGONER | 248 | 31.39% |  |
| LIB BRIAN K ROWLEY | 49 | 6.20% |  |

COUNTY ASSESSOR

Vote For 1

| | TOTAL | VOTE % | |
|----------------------|-------|--------|---|
| REP JOHN E. ULIBARRI | 585 | 74.05% |  |

PLV10

COUNTY RECORDER / SURVEYOR

Vote For 1

| | TOTAL | VOTE % | |
|-----------------------|-------|--------|--|
| REP BAHY RAHIMZADEGAN | 576 | 72.91% | |

COUNTY TREASURER

Vote For 1

| | TOTAL | VOTE % | |
|--------------------|-------|--------|--|
| REP LYNELLE JENSEN | 590 | 74.68% | |

MATTHEW B. DURRANT

Vote For 1

| | TOTAL | VOTE % | |
|-----|-------|--------|--|
| Yes | 463 | 58.61% | |
| No | 160 | 20.25% | |

RYAN D. TENNEY

Vote For 1

| | TOTAL | VOTE % | |
|-----|-------|--------|--|
| Yes | 450 | 56.96% | |
| No | 163 | 20.63% | |

JOSEPH M. BEAN

Vote For 1

| | TOTAL | VOTE % | |
|-----|-------|--------|--|
| Yes | 434 | 54.94% | |
| No | 176 | 22.28% | |

RONALD G. RUSSELL

Vote For 1

| | TOTAL | VOTE % | |
|-----|-------|--------|--|
| Yes | 456 | 57.72% | |
| No | 155 | 19.62% | |

CRISTINA PATRICIA ORTEGA

Vote For 1

| | TOTAL | VOTE % | |
|-----|-------|--------|--|
| Yes | 434 | 54.94% | |
| No | 181 | 22.91% | |

CRAIG HALL

Vote For 1

| | TOTAL | VOTE % | |
|-----|-------|--------|--|
| Yes | 440 | 55.70% | |
| No | 173 | 21.90% | |

PLV10

MICHAEL DARIO DIREDA

Vote For 1

| | TOTAL | VOTE % | |
|-----|-------|--------|---|
| Yes | 457 | 57.85% |  |
| No | 154 | 19.49% |  |

TASHA WILLIAMS

Vote For 1

| | TOTAL | VOTE % | |
|-----|-------|--------|---|
| Yes | 446 | 56.46% |  |
| No | 167 | 21.14% |  |


CONSTITUTIONAL AMENDMENT B

Vote For 1

| | TOTAL | VOTE % | |
|---------|-------|--------|---|
| For | 491 | 62.15% |  |
| Against | 235 | 29.75% |  |

CONSTITUTIONAL AMENDMENT C

Vote For 1

| | TOTAL | VOTE % | |
|---------|-------|--------|---|
| For | 587 | 74.30% |  |
| Against | 130 | 16.46% |  |

BALLOT PROPOSITION 19

Vote For 1

| | TOTAL | VOTE % | |
|-----|-------|--------|---|
| Yes | 507 | 64.18% |  |
| No | 229 | 28.99% |  |

PLV11

| Statistics | TOTAL |
|---------------------------|--------|
| Registered Voters - Total | 503 |
| Ballots Cast - Total | 388 |
| Voter Turnout - Total | 77.14% |

U.S. PRESIDENT / VICE PRESIDENT

Vote For 1

| | TOTAL | VOTE % | |
|-----------------------|-------|--------|--|
| REP DONALD J. TRUMP | 232 | 59.79% | |
| DEM KAMALA D. HARRIS | 145 | 37.37% | |
| GRN JILL STEIN | 4 | 1.03% | |
| CORNEL RONALD WEST | 3 | 0.77% | |
| CON JOEL SKOUSEN | 1 | 0.26% | |
| LIB CHASE OLIVER | 1 | 0.26% | |
| LUCIFER "JUSTIN CASE" | 0 | 0.00% | |
| CLAUDIA DE LA CRUZ | 0 | 0.00% | |
| Write-In Totals | 1 | 0.26% | |

U.S. SENATE

Vote For 1

| | TOTAL | VOTE % | |
|----------------------|-------|--------|--|
| REP JOHN CURTIS | 223 | 57.47% | |
| DEM CAROLINE GLEICH | 127 | 32.73% | |
| IAP CARLTON E. BOWEN | 9 | 2.32% | |
| Write-In Totals | 3 | 0.77% | |

U.S. HOUSE DISTRICT 1

Vote For 1

| | TOTAL | VOTE % | |
|----------------------|-------|--------|--|
| REP BLAKE D. MOORE | 211 | 54.38% | |
| DEM BILL CAMPBELL | 118 | 30.41% | |
| LIB DANIEL R. COTTAM | 23 | 5.93% | |

GOVERNOR / LT. GOVERNOR






Vote For 1

| | TOTAL | VOTE % | |
|----------------------|-------|--------|--|
| REP SPENCER J. COX | 180 | 46.39% | |
| DEM BRIAN SMITH KING | 117 | 30.15% | |
| LIB J. ROBERT LATHAM | 11 | 2.84% | |
| IAP TOMMY WILLIAMS | 8 | 2.06% | |
| TOM TOMENY | 5 | 1.29% | |
| Write-In Totals | 39 | 10.05% | |

PLV11




ATTORNEY GENERAL

Vote For 1

| | TOTAL | VOTE % | |
|--------------------------|-------|--------|---|
| REP DEREK BROWN | 210 | 54.12% |  |
| DEM RUDY J BAUTISTA | 117 | 30.15% |  |
| UUP MICHELLE QUIST | 17 | 4.38% |  |
| LIB W. ANDREW MCCULLOUGH | 11 | 2.84% |  |
| AUSTIN HEPWORTH | 7 | 1.80% |  |




STATE AUDITOR AUDITOR

Vote For 1

| | TOTAL | VOTE % | |
|-----------------------|-------|--------|---|
| REP TINA CANNON | 207 | 53.35% |  |
| DEM CATHERINE VOUTAZ | 120 | 30.93% |  |
| CON JEFFREY L. OSTLER | 16 | 4.12% |  |

STATE TREASURER

Vote For 1

| | TOTAL | VOTE % | |
|-------------------|-------|--------|---|
| REP MARLO M. OAKS | 213 | 54.90% |  |
| DEM NEIL A HANSEN | 116 | 29.90% |  |
| UFP MILES POMEROY | 15 | 3.87% |  |

UTAH SENATE DISTRICT 3

Vote For 1

| | TOTAL | VOTE % | |
|---------------------|-------|--------|---|
| REP JOHN D. JOHNSON | 218 | 56.19% |  |
| DEM STACY BERNAL | 129 | 33.25% |  |




UTAH HOUSE DISTRICT 6

Vote For 1

| | TOTAL | VOTE % | |
|----------------------|-------|--------|---|
| REP MATTHEW H. GWYNN | 209 | 53.87% |  |
| DEM AMBER HARDY | 124 | 31.96% |  |

COUNTY COMMISSION SEAT C

Vote For 1

| | TOTAL | VOTE % | |
|------------------------|-------|--------|---|
| REP JIM HARVEY | 197 | 50.77% |  |
| DEM STEVEN VAN WAGONER | 134 | 34.54% |  |
| LIB BRIAN K ROWLEY | 20 | 5.15% |  |

COUNTY ASSESSOR

Vote For 1

| | TOTAL | VOTE % | |
|----------------------|-------|--------|---|
| REP JOHN E. ULIBARRI | 264 | 68.04% |  |

PLV11

COUNTY RECORDER / SURVEYOR

Vote For 1

| | TOTAL | VOTE % | |
|-----------------------|-------|--------|--|
| REP BAHY RAHIMZADEGAN | 245 | 63.14% | |

COUNTY TREASURER

Vote For 1

| | TOTAL | VOTE % | |
|--------------------|-------|--------|--|
| REP LYNELLE JENSEN | 262 | 67.53% | |

MATTHEW B. DURRANT

Vote For 1

| | TOTAL | VOTE % | |
|-----|-------|--------|--|
| Yes | 209 | 53.87% | |
| No | 80 | 20.62% | |

RYAN D. TENNEY

Vote For 1

| | TOTAL | VOTE % | |
|-----|-------|--------|--|
| Yes | 217 | 55.93% | |
| No | 65 | 16.75% | |

JOSEPH M. BEAN

Vote For 1

| | TOTAL | VOTE % | |
|-----|-------|--------|--|
| Yes | 214 | 55.15% | |
| No | 70 | 18.04% | |

RONALD G. RUSSELL

Vote For 1

| | TOTAL | VOTE % | |
|-----|-------|--------|--|
| Yes | 222 | 57.22% | |
| No | 64 | 16.49% | |

CRISTINA PATRICIA ORTEGA

Vote For 1

| | TOTAL | VOTE % | |
|-----|-------|--------|--|
| Yes | 225 | 57.99% | |
| No | 63 | 16.24% | |

CRAIG HALL

Vote For 1

| | TOTAL | VOTE % | |
|-----|-------|--------|--|
| Yes | 209 | 53.87% | |
| No | 74 | 19.07% | |

PLV11

MICHAEL DARIO DIREDA

Vote For 1

| | TOTAL | VOTE % | |
|-----|-------|--------|---|
| Yes | 218 | 56.19% |  |
| No | 66 | 17.01% |  |

TASHA WILLIAMS

Vote For 1

| | TOTAL | VOTE % | |
|-----|-------|--------|---|
| Yes | 226 | 58.25% |  |
| No | 60 | 15.46% |  |

CONSTITUTIONAL AMENDMENT B

Vote For 1

| | TOTAL | VOTE % | |
|---------|-------|--------|---|
| For | 261 | 67.27% |  |
| Against | 76 | 19.59% |  |

CONSTITUTIONAL AMENDMENT C

Vote For 1

| | TOTAL | VOTE % | |
|---------|-------|--------|---|
| For | 308 | 79.38% |  |
| Against | 32 | 8.25% |  |

BALLOT PROPOSITION 19

Vote For 1

| | TOTAL | VOTE % | |
|-----|-------|--------|---|
| Yes | 217 | 55.93% |  |
| No | 126 | 32.47% |  |

RIV01

Statistics TOTAL

| | |
|---------------------------|--------|
| Registered Voters - Total | 1,193 |
| Ballots Cast - Total | 1,021 |
| Voter Turnout - Total | 85.58% |

U.S. PRESIDENT / VICE PRESIDENT

Vote For 1

| | TOTAL | VOTE % | |
|-----------------------|-------|--------|---|
| REP DONALD J. TRUMP | 567 | 55.53% | <div style="width: 55.53%; background-color: #ffc107;"></div> |
| DEM KAMALA D. HARRIS | 391 | 38.30% | <div style="width: 38.30%; background-color: #ffc107;"></div> |
| CON JOEL SKOUSEN | 12 | 1.18% | <div style="width: 1.18%; background-color: #ffc107;"></div> |
| LIB CHASE OLIVER | 10 | 0.98% | <div style="width: 0.98%; background-color: #ffc107;"></div> |
| GRN JILL STEIN | 9 | 0.88% | <div style="width: 0.88%; background-color: #ffc107;"></div> |
| LUCIFER "JUSTIN CASE" | 3 | 0.29% | <div style="width: 0.29%; background-color: #ffc107;"></div> |
| CLAUDIA DE LA CRUZ | 3 | 0.29% | <div style="width: 0.29%; background-color: #ffc107;"></div> |
| CORNEL RONALD WEST | 0 | 0.00% | <div style="width: 0.00%; background-color: #ffc107;"></div> |
| Write-In Totals | 16 | 1.57% | <div style="width: 1.57%; background-color: #ffc107;"></div> |

U.S. SENATE

Vote For 1

| | TOTAL | VOTE % | |
|----------------------|-------|--------|---|
| REP JOHN CURTIS | 608 | 59.55% | <div style="width: 59.55%; background-color: #ffc107;"></div> |
| DEM CAROLINE GLEICH | 318 | 31.15% | <div style="width: 31.15%; background-color: #ffc107;"></div> |
| IAP CARLTON E. BOWEN | 34 | 3.33% | <div style="width: 3.33%; background-color: #ffc107;"></div> |
| Write-In Totals | 4 | 0.39% | <div style="width: 0.39%; background-color: #ffc107;"></div> |

U.S. HOUSE DISTRICT 1

Vote For 1

| | TOTAL | VOTE % | |
|----------------------|-------|--------|---|
| REP BLAKE D. MOORE | 615 | 60.24% | <div style="width: 60.24%; background-color: #ffc107;"></div> |
| DEM BILL CAMPBELL | 308 | 30.17% | <div style="width: 30.17%; background-color: #ffc107;"></div> |
| LIB DANIEL R. COTTAM | 37 | 3.62% | <div style="width: 3.62%; background-color: #ffc107;"></div> |

GOVERNOR / LT. GOVERNOR






Vote For 1

| | TOTAL | VOTE % | |
|----------------------|-------|--------|---|
| REP SPENCER J. COX | 543 | 53.18% | <div style="width: 53.18%; background-color: #ffc107;"></div> |
| DEM BRIAN SMITH KING | 283 | 27.72% | <div style="width: 27.72%; background-color: #ffc107;"></div> |
| LIB J. ROBERT LATHAM | 26 | 2.55% | <div style="width: 2.55%; background-color: #ffc107;"></div> |
| IAP TOMMY WILLIAMS | 25 | 2.45% | <div style="width: 2.45%; background-color: #ffc107;"></div> |
| TOM TOMENY | 3 | 0.29% | <div style="width: 0.29%; background-color: #ffc107;"></div> |
| Write-In Totals | 99 | 9.70% | <div style="width: 9.70%; background-color: #ffc107;"></div> |

RIV01

ATTORNEY GENERAL

Vote For 1

| | TOTAL | VOTE % | |
|--------------------------|-------|--------|---|
| REP DEREK BROWN | 548 | 53.67% |  |
| DEM RUDY J BAUTISTA | 279 | 27.33% |  |
| UUP MICHELLE QUIST | 67 | 6.56% |  |
| AUSTIN HEPWORTH | 33 | 3.23% |  |
| LIB W. ANDREW MCCULLOUGH | 25 | 2.45% |  |

STATE AUDITOR AUDITOR

Vote For 1

| | TOTAL | VOTE % | |
|-----------------------|-------|--------|---|
| REP TINA CANNON | 585 | 57.30% |  |
| DEM CATHERINE VOUTAZ | 291 | 28.50% |  |
| CON JEFFREY L. OSTLER | 46 | 4.51% |  |



STATE TREASURER

Vote For 1

| | TOTAL | VOTE % | |
|-------------------|-------|--------|---|
| REP MARLO M. OAKS | 561 | 54.95% |  |
| DEM NEIL A HANSEN | 309 | 30.26% |  |
| UFP MILES POMEROY | 53 | 5.19% |  |


UTAH HOUSE DISTRICT 10

Vote For 1

| | TOTAL | VOTE % | |
|---------------------|-------|--------|---|
| REP JILL KOFORD | 612 | 59.94% |  |
| DEM ROSEMARY LESSER | 373 | 36.53% |  |




STATE BOARD OF EDUCATION DISTRICT 3

Vote For 1

| | TOTAL | VOTE % | |
|-------------------|-------|--------|---|
| REP ROD HALL | 595 | 58.28% |  |
| UFP LAURA JOHNSON | 270 | 26.44% |  |

COUNTY COMMISSION SEAT C

Vote For 1

| | TOTAL | VOTE % | |
|------------------------|-------|--------|---|
| REP JIM HARVEY | 565 | 55.34% |  |
| DEM STEVEN VAN WAGONER | 334 | 32.71% |  |
| LIB BRIAN K ROWLEY | 46 | 4.51% |  |

COUNTY ASSESSOR

Vote For 1

| | TOTAL | VOTE % | |
|----------------------|-------|--------|---|
| REP JOHN E. ULIBARRI | 737 | 72.18% |  |

RIV01

COUNTY RECORDER / SURVEYOR

Vote For 1

| | TOTAL | VOTE % | |
|-----------------------|-------|--------|--|
| REP BAHY RAHIMZADEGAN | 705 | 69.05% | |

COUNTY TREASURER

Vote For 1

| | TOTAL | VOTE % | |
|--------------------|-------|--------|--|
| REP LYNELLE JENSEN | 738 | 72.28% | |

WEBER SCHOOL BOARD DISTRICT 5

Vote For 1

| | TOTAL | VOTE % | |
|------------------|-------|--------|--|
| DOUGLAS R. HURST | 692 | 67.78% | |

MATTHEW B. DURRANT

Vote For 1

| | TOTAL | VOTE % | |
|-----|-------|--------|--|
| Yes | 614 | 60.14% | |
| No | 164 | 16.06% | |

RYAN D. TENNEY

Vote For 1

| | TOTAL | VOTE % | |
|-----|-------|--------|--|
| Yes | 607 | 59.45% | |
| No | 169 | 16.55% | |

JOSEPH M. BEAN

Vote For 1

| | TOTAL | VOTE % | |
|-----|-------|--------|--|
| Yes | 591 | 57.88% | |
| No | 178 | 17.43% | |

RONALD G. RUSSELL

Vote For 1

| | TOTAL | VOTE % | |
|-----|-------|--------|--|
| Yes | 604 | 59.16% | |
| No | 165 | 16.16% | |

CRISTINA PATRICIA ORTEGA

Vote For 1

| | TOTAL | VOTE % | |
|-----|-------|--------|--|
| Yes | 606 | 59.35% | |
| No | 174 | 17.04% | |

RIV01

CRAIG HALL

Vote For 1

| | TOTAL | VOTE % | |
|-----|-------|--------|--|
| Yes | 591 | 57.88% | |
| No | 177 | 17.34% | |

MICHAEL DARIO DIREDA

Vote For 1

| | TOTAL | VOTE % | |
|-----|-------|--------|--|
| Yes | 611 | 59.84% | |
| No | 162 | 15.87% | |

TASHA WILLIAMS

Vote For 1

| | TOTAL | VOTE % | |
|-----|-------|--------|--|
| Yes | 607 | 59.45% | |
| No | 163 | 15.96% | |

PAUL H OLDS

Vote For 1

| | TOTAL | VOTE % | |
|-----|-------|--------|--|
| Yes | 611 | 59.84% | |
| No | 157 | 15.38% | |

CONSTITUTIONAL AMENDMENT B

Vote For 1

| | TOTAL | VOTE % | |
|---------|-------|--------|--|
| For | 623 | 61.02% | |
| Against | 297 | 29.09% | |

CONSTITUTIONAL AMENDMENT C

Vote For 1

| | TOTAL | VOTE % | |
|---------|-------|--------|--|
| For | 746 | 73.07% | |
| Against | 179 | 17.53% | |

BALLOT PROPOSITION 19

Vote For 1

| | TOTAL | VOTE % | |
|-----|-------|--------|--|
| Yes | 633 | 62.00% | |
| No | 320 | 31.34% | |

RIV02

Statistics TOTAL

| | |
|---------------------------|--------|
| Registered Voters - Total | 1,177 |
| Ballots Cast - Total | 1,005 |
| Voter Turnout - Total | 85.39% |

U.S. PRESIDENT / VICE PRESIDENT

Vote For 1

| | TOTAL | VOTE % | |
|-----------------------|-------|--------|---|
| REP DONALD J. TRUMP | 586 | 58.31% | <div style="width: 58.31%; height: 10px; background-color: #ffc107;"></div> |
| DEM KAMALA D. HARRIS | 366 | 36.42% | <div style="width: 36.42%; height: 10px; background-color: #ffc107;"></div> |
| LIB CHASE OLIVER | 15 | 1.49% | <div style="width: 1.49%; height: 10px; background-color: #ffc107;"></div> |
| GRN JILL STEIN | 7 | 0.70% | <div style="width: 0.70%; height: 10px; background-color: #ffc107;"></div> |
| LUCIFER "JUSTIN CASE" | 3 | 0.30% | <div style="width: 0.30%; height: 10px; background-color: #ffc107;"></div> |
| CORNEL RONALD WEST | 2 | 0.20% | <div style="width: 0.20%; height: 10px; background-color: #ffc107;"></div> |
| CON JOEL SKOUSEN | 2 | 0.20% | <div style="width: 0.20%; height: 10px; background-color: #ffc107;"></div> |
| CLAUDIA DE LA CRUZ | 2 | 0.20% | <div style="width: 0.20%; height: 10px; background-color: #ffc107;"></div> |
| Write-In Totals | 11 | 1.09% | <div style="width: 1.09%; height: 10px; background-color: #ffc107;"></div> |

U.S. SENATE

Vote For 1

| | TOTAL | VOTE % | |
|----------------------|-------|--------|---|
| REP JOHN CURTIS | 581 | 57.81% | <div style="width: 57.81%; height: 10px; background-color: #ffc107;"></div> |
| DEM CAROLINE GLEICH | 313 | 31.14% | <div style="width: 31.14%; height: 10px; background-color: #ffc107;"></div> |
| IAP CARLTON E. BOWEN | 66 | 6.57% | <div style="width: 6.57%; height: 10px; background-color: #ffc107;"></div> |
| Write-In Totals | 1 | 0.10% | <div style="width: 0.10%; height: 10px; background-color: #ffc107;"></div> |

U.S. HOUSE DISTRICT 1

Vote For 1

| | TOTAL | VOTE % | |
|----------------------|-------|--------|---|
| REP BLAKE D. MOORE | 599 | 59.60% | <div style="width: 59.60%; height: 10px; background-color: #ffc107;"></div> |
| DEM BILL CAMPBELL | 312 | 31.04% | <div style="width: 31.04%; height: 10px; background-color: #ffc107;"></div> |
| LIB DANIEL R. COTTAM | 43 | 4.28% | <div style="width: 4.28%; height: 10px; background-color: #ffc107;"></div> |

GOVERNOR / LT. GOVERNOR

Vote For 1

| | TOTAL | VOTE % | |
|----------------------|-------|--------|---|
| REP SPENCER J. COX | 516 | 51.34% | <div style="width: 51.34%; height: 10px; background-color: #ffc107;"></div> |
| DEM BRIAN SMITH KING | 278 | 27.66% | <div style="width: 27.66%; height: 10px; background-color: #ffc107;"></div> |
| IAP TOMMY WILLIAMS | 33 | 3.28% | <div style="width: 3.28%; height: 10px; background-color: #ffc107;"></div> |
| LIB J. ROBERT LATHAM | 28 | 2.79% | <div style="width: 2.79%; height: 10px; background-color: #ffc107;"></div> |
| TOM TOMENY | 3 | 0.30% | <div style="width: 0.30%; height: 10px; background-color: #ffc107;"></div> |
| Write-In Totals | 112 | 11.14% | <div style="width: 11.14%; height: 10px; background-color: #ffc107;"></div> |

RIV02

ATTORNEY GENERAL

Vote For 1

| | TOTAL | VOTE % | |
|--------------------------|-------|--------|--|
| REP DEREK BROWN | 537 | 53.43% | |
| DEM RUDY J BAUTISTA | 268 | 26.67% | |
| UUP MICHELLE QUIST | 76 | 7.56% | |
| LIB W. ANDREW MCCULLOUGH | 40 | 3.98% | |
| AUSTIN HEPWORTH | 26 | 2.59% | |

STATE AUDITOR AUDITOR

Vote For 1

| | TOTAL | VOTE % | |
|-----------------------|-------|--------|--|
| REP TINA CANNON | 566 | 56.32% | |
| DEM CATHERINE VOUTAZ | 300 | 29.85% | |
| CON JEFFREY L. OSTLER | 61 | 6.07% | |

STATE TREASURER

Vote For 1

| | TOTAL | VOTE % | |
|-------------------|-------|--------|--|
| REP MARLO M. OAKS | 566 | 56.32% | |
| DEM NEIL A HANSEN | 316 | 31.44% | |
| UFP MILES POMEROY | 50 | 4.98% | |

UTAH HOUSE DISTRICT 10

Vote For 1

| | TOTAL | VOTE % | |
|---------------------|-------|--------|--|
| REP JILL KOFORD | 610 | 60.70% | |
| DEM ROSEMARY LESSER | 354 | 35.22% | |

STATE BOARD OF EDUCATION DISTRICT 3

Vote For 1

| | TOTAL | VOTE % | |
|-------------------|-------|--------|--|
| REP ROD HALL | 586 | 58.31% | |
| UFP LAURA JOHNSON | 268 | 26.67% | |

COUNTY COMMISSION SEAT C

Vote For 1

| | TOTAL | VOTE % | |
|------------------------|-------|--------|--|
| REP JIM HARVEY | 547 | 54.43% | |
| DEM STEVEN VAN WAGONER | 333 | 33.13% | |
| LIB BRIAN K ROWLEY | 63 | 6.27% | |

COUNTY ASSESSOR

Vote For 1

| | TOTAL | VOTE % | |
|----------------------|-------|--------|--|
| REP JOHN E. ULIBARRI | 737 | 73.33% | |

RIV02

COUNTY RECORDER / SURVEYOR

Vote For 1

| | TOTAL | VOTE % | |
|-----------------------|-------|--------|--|
| REP BAHY RAHIMZADEGAN | 709 | 70.55% | |

COUNTY TREASURER

Vote For 1

| | TOTAL | VOTE % | |
|--------------------|-------|--------|--|
| REP LYNELLE JENSEN | 732 | 72.84% | |

WEBER SCHOOL BOARD DISTRICT 5

Vote For 1

| | TOTAL | VOTE % | |
|------------------|-------|--------|--|
| DOUGLAS R. HURST | 690 | 68.66% | |

MATTHEW B. DURRANT

Vote For 1

| | TOTAL | VOTE % | |
|-----|-------|--------|--|
| Yes | 654 | 65.07% | |
| No | 199 | 19.80% | |

RYAN D. TENNEY

Vote For 1

| | TOTAL | VOTE % | |
|-----|-------|--------|--|
| Yes | 637 | 63.38% | |
| No | 206 | 20.50% | |

JOSEPH M. BEAN

Vote For 1

| | TOTAL | VOTE % | |
|-----|-------|--------|--|
| Yes | 628 | 62.49% | |
| No | 208 | 20.70% | |

RONALD G. RUSSELL

Vote For 1

| | TOTAL | VOTE % | |
|-----|-------|--------|--|
| Yes | 634 | 63.08% | |
| No | 208 | 20.70% | |

CRISTINA PATRICIA ORTEGA

Vote For 1

| | TOTAL | VOTE % | |
|-----|-------|--------|--|
| Yes | 636 | 63.28% | |
| No | 205 | 20.40% | |

RIV02

CRAIG HALL

Vote For 1

| | TOTAL | VOTE % | |
|-----|-------|--------|--|
| Yes | 618 | 61.49% | |
| No | 218 | 21.69% | |

MICHAEL DARIO DIREDA

Vote For 1

| | TOTAL | VOTE % | |
|-----|-------|--------|--|
| Yes | 650 | 64.68% | |
| No | 189 | 18.81% | |

TASHA WILLIAMS

Vote For 1

| | TOTAL | VOTE % | |
|-----|-------|--------|--|
| Yes | 669 | 66.57% | |
| No | 177 | 17.61% | |

PAUL H OLDS

Vote For 1

| | TOTAL | VOTE % | |
|-----|-------|--------|--|
| Yes | 658 | 65.47% | |
| No | 185 | 18.41% | |

CONSTITUTIONAL AMENDMENT B

Vote For 1

| | TOTAL | VOTE % | |
|---------|-------|--------|--|
| For | 598 | 59.50% | |
| Against | 322 | 32.04% | |

CONSTITUTIONAL AMENDMENT C

Vote For 1

| | TOTAL | VOTE % | |
|---------|-------|--------|--|
| For | 787 | 78.31% | |
| Against | 143 | 14.23% | |

BALLOT PROPOSITION 19

Vote For 1

| | TOTAL | VOTE % | |
|-----|-------|--------|--|
| Yes | 605 | 60.20% | |
| No | 338 | 33.63% | |

RIV03

Statistics TOTAL

| | |
|---------------------------|--------|
| Registered Voters - Total | 882 |
| Ballots Cast - Total | 758 |
| Voter Turnout - Total | 85.94% |

U.S. PRESIDENT / VICE PRESIDENT

Vote For 1

| | TOTAL | VOTE % | |
|-----------------------|-------|--------|---|
| REP DONALD J. TRUMP | 439 | 57.92% | <div style="width: 57.92%; height: 10px; background-color: #ffc107;"></div> |
| DEM KAMALA D. HARRIS | 292 | 38.52% | <div style="width: 38.52%; height: 10px; background-color: #ffc107;"></div> |
| LIB CHASE OLIVER | 9 | 1.19% | <div style="width: 1.19%; height: 10px; background-color: #ffc107;"></div> |
| CON JOEL SKOUSEN | 6 | 0.79% | <div style="width: 0.79%; height: 10px; background-color: #ffc107;"></div> |
| GRN JILL STEIN | 2 | 0.26% | <div style="width: 0.26%; height: 10px; background-color: #ffc107;"></div> |
| CLAUDIA DE LA CRUZ | 1 | 0.13% | <div style="width: 0.13%; height: 10px; background-color: #ffc107;"></div> |
| CORNEL RONALD WEST | 0 | 0.00% | <div style="width: 0.00%; height: 10px; background-color: #ffc107;"></div> |
| LUCIFER "JUSTIN CASE" | 0 | 0.00% | <div style="width: 0.00%; height: 10px; background-color: #ffc107;"></div> |
| Write-In Totals | 6 | 0.79% | <div style="width: 0.79%; height: 10px; background-color: #ffc107;"></div> |

U.S. SENATE

Vote For 1

| | TOTAL | VOTE % | |
|----------------------|-------|--------|---|
| REP JOHN CURTIS | 424 | 55.94% | <div style="width: 55.94%; height: 10px; background-color: #ffc107;"></div> |
| DEM CAROLINE GLEICH | 252 | 33.25% | <div style="width: 33.25%; height: 10px; background-color: #ffc107;"></div> |
| IAP CARLTON E. BOWEN | 38 | 5.01% | <div style="width: 5.01%; height: 10px; background-color: #ffc107;"></div> |
| Write-In Totals | 5 | 0.66% | <div style="width: 0.66%; height: 10px; background-color: #ffc107;"></div> |

U.S. HOUSE DISTRICT 1

Vote For 1

| | TOTAL | VOTE % | |
|----------------------|-------|--------|---|
| REP BLAKE D. MOORE | 416 | 54.88% | <div style="width: 54.88%; height: 10px; background-color: #ffc107;"></div> |
| DEM BILL CAMPBELL | 244 | 32.19% | <div style="width: 32.19%; height: 10px; background-color: #ffc107;"></div> |
| LIB DANIEL R. COTTAM | 42 | 5.54% | <div style="width: 5.54%; height: 10px; background-color: #ffc107;"></div> |

GOVERNOR / LT. GOVERNOR






Vote For 1

| | TOTAL | VOTE % | |
|----------------------|-------|--------|---|
| REP SPENCER J. COX | 359 | 47.36% | <div style="width: 47.36%; height: 10px; background-color: #ffc107;"></div> |
| DEM BRIAN SMITH KING | 218 | 28.76% | <div style="width: 28.76%; height: 10px; background-color: #ffc107;"></div> |
| LIB J. ROBERT LATHAM | 34 | 4.49% | <div style="width: 4.49%; height: 10px; background-color: #ffc107;"></div> |
| IAP TOMMY WILLIAMS | 14 | 1.85% | <div style="width: 1.85%; height: 10px; background-color: #ffc107;"></div> |
| TOM TOMENY | 4 | 0.53% | <div style="width: 0.53%; height: 10px; background-color: #ffc107;"></div> |
| Write-In Totals | 96 | 12.66% | <div style="width: 12.66%; height: 10px; background-color: #ffc107;"></div> |

RIV03

ATTORNEY GENERAL

Vote For 1

| | TOTAL | VOTE % | |
|--------------------------|-------|--------|---|
| REP DEREK BROWN | 377 | 49.74% |  |
| DEM RUDY J BAUTISTA | 219 | 28.89% |  |
| UUP MICHELLE QUIST | 48 | 6.33% |  |
| LIB W. ANDREW MCCULLOUGH | 38 | 5.01% |  |
| AUSTIN HEPWORTH | 29 | 3.83% |  |




STATE AUDITOR AUDITOR

Vote For 1

| | TOTAL | VOTE % | |
|-----------------------|-------|--------|---|
| REP TINA CANNON | 423 | 55.80% |  |
| DEM CATHERINE VOUTAZ | 227 | 29.95% |  |
| CON JEFFREY L. OSTLER | 49 | 6.46% |  |

STATE TREASURER

Vote For 1

| | TOTAL | VOTE % | |
|-------------------|-------|--------|---|
| REP MARLO M. OAKS | 415 | 54.75% |  |
| DEM NEIL A HANSEN | 243 | 32.06% |  |
| UFP MILES POMEROY | 45 | 5.94% |  |

UTAH HOUSE DISTRICT 11

Vote For 1

| | TOTAL | VOTE % | |
|---------------|-------|--------|---|
| REP KATY HALL | 526 | 69.39% |  |




STATE BOARD OF EDUCATION DISTRICT 3

Vote For 1

| | TOTAL | VOTE % | |
|-------------------|-------|--------|---|
| REP ROD HALL | 453 | 59.76% |  |
| UFP LAURA JOHNSON | 226 | 29.82% |  |

COUNTY COMMISSION SEAT C

Vote For 1

| | TOTAL | VOTE % | |
|------------------------|-------|--------|---|
| REP JIM HARVEY | 385 | 50.79% |  |
| DEM STEVEN VAN WAGONER | 264 | 34.83% |  |
| LIB BRIAN K ROWLEY | 56 | 7.39% |  |

COUNTY ASSESSOR

Vote For 1

| | TOTAL | VOTE % | |
|----------------------|-------|--------|---|
| REP JOHN E. ULIBARRI | 546 | 72.03% |  |

RIV03

COUNTY RECORDER / SURVEYOR

| Vote For 1 | | TOTAL | VOTE % |
|-----------------------|-----|--------|--------|
| REP BAHY RAHIMZADEGAN | 542 | 71.50% | |

COUNTY TREASURER

| Vote For 1 | | TOTAL | VOTE % |
|--------------------|-----|--------|--------|
| REP LYNELLE JENSEN | 557 | 73.48% | |

WEBER SCHOOL BOARD DISTRICT 5

| Vote For 1 | | TOTAL | VOTE % |
|------------------|-----|--------|--------|
| DOUGLAS R. HURST | 525 | 69.26% | |

MATTHEW B. DURRANT

| Vote For 1 | | TOTAL | VOTE % |
|------------|-----|--------|--------|
| Yes | 452 | 59.63% | |
| No | 143 | 18.87% | |

RYAN D. TENNEY

| Vote For 1 | | TOTAL | VOTE % |
|------------|-----|--------|--------|
| Yes | 436 | 57.52% | |
| No | 151 | 19.92% | |

JOSEPH M. BEAN

| Vote For 1 | | TOTAL | VOTE % |
|------------|-----|--------|--------|
| Yes | 449 | 59.23% | |
| No | 141 | 18.60% | |

RONALD G. RUSSELL

| Vote For 1 | | TOTAL | VOTE % |
|------------|-----|--------|--------|
| Yes | 462 | 60.95% | |
| No | 127 | 16.75% | |

CRISTINA PATRICIA ORTEGA

| Vote For 1 | | TOTAL | VOTE % |
|------------|-----|--------|--------|
| Yes | 443 | 58.44% | |
| No | 149 | 19.66% | |

RIV03

CRAIG HALL

Vote For 1

| | TOTAL | VOTE % | |
|-----|-------|--------|--|
| Yes | 435 | 57.39% | |
| No | 150 | 19.79% | |

MICHAEL DARIO DIREDA

Vote For 1

| | TOTAL | VOTE % | |
|-----|-------|--------|--|
| Yes | 457 | 60.29% | |
| No | 133 | 17.55% | |

TASHA WILLIAMS

Vote For 1

| | TOTAL | VOTE % | |
|-----|-------|--------|--|
| Yes | 467 | 61.61% | |
| No | 122 | 16.10% | |

PAUL H OLDS

Vote For 1

| | TOTAL | VOTE % | |
|-----|-------|--------|--|
| Yes | 460 | 60.69% | |
| No | 132 | 17.41% | |

CONSTITUTIONAL AMENDMENT B

Vote For 1

| | TOTAL | VOTE % | |
|---------|-------|--------|--|
| For | 493 | 65.04% | |
| Against | 187 | 24.67% | |

CONSTITUTIONAL AMENDMENT C

Vote For 1

| | TOTAL | VOTE % | |
|---------|-------|--------|--|
| For | 596 | 78.63% | |
| Against | 94 | 12.40% | |

BALLOT PROPOSITION 19

Vote For 1

| | TOTAL | VOTE % | |
|-----|-------|--------|--|
| Yes | 482 | 63.59% | |
| No | 216 | 28.50% | |

RIV04

Statistics TOTAL

| | |
|---------------------------|--------|
| Registered Voters - Total | 1,067 |
| Ballots Cast - Total | 900 |
| Voter Turnout - Total | 84.35% |

U.S. PRESIDENT / VICE PRESIDENT

Vote For 1

| | TOTAL | VOTE % | |
|-----------------------|-------|--------|---|
| REP DONALD J. TRUMP | 502 | 55.78% | <div style="width: 55.78%; height: 10px; background-color: #ffc107;"></div> |
| DEM KAMALA D. HARRIS | 330 | 36.67% | <div style="width: 36.67%; height: 10px; background-color: #ffc107;"></div> |
| LIB CHASE OLIVER | 14 | 1.56% | <div style="width: 1.56%; height: 10px; background-color: #ffc107;"></div> |
| CON JOEL SKOUSEN | 9 | 1.00% | <div style="width: 1.00%; height: 10px; background-color: #ffc107;"></div> |
| CLAUDIA DE LA CRUZ | 7 | 0.78% | <div style="width: 0.78%; height: 10px; background-color: #ffc107;"></div> |
| GRN JILL STEIN | 3 | 0.33% | <div style="width: 0.33%; height: 10px; background-color: #ffc107;"></div> |
| LUCIFER "JUSTIN CASE" | 1 | 0.11% | <div style="width: 0.11%; height: 10px; background-color: #ffc107;"></div> |
| CORNEL RONALD WEST | 0 | 0.00% | <div style="width: 0.00%; height: 10px; background-color: #ffc107;"></div> |
| Write-In Totals | 25 | 2.78% | <div style="width: 2.78%; height: 10px; background-color: #ffc107;"></div> |

U.S. SENATE

Vote For 1

| | TOTAL | VOTE % | |
|----------------------|-------|--------|---|
| REP JOHN CURTIS | 499 | 55.44% | <div style="width: 55.44%; height: 10px; background-color: #ffc107;"></div> |
| DEM CAROLINE GLEICH | 282 | 31.33% | <div style="width: 31.33%; height: 10px; background-color: #ffc107;"></div> |
| IAP CARLTON E. BOWEN | 76 | 8.44% | <div style="width: 8.44%; height: 10px; background-color: #ffc107;"></div> |
| Write-In Totals | 2 | 0.22% | <div style="width: 0.22%; height: 10px; background-color: #ffc107;"></div> |

U.S. HOUSE DISTRICT 1

Vote For 1

| | TOTAL | VOTE % | |
|----------------------|-------|--------|---|
| REP BLAKE D. MOORE | 501 | 55.67% | <div style="width: 55.67%; height: 10px; background-color: #ffc107;"></div> |
| DEM BILL CAMPBELL | 279 | 31.00% | <div style="width: 31.00%; height: 10px; background-color: #ffc107;"></div> |
| LIB DANIEL R. COTTAM | 47 | 5.22% | <div style="width: 5.22%; height: 10px; background-color: #ffc107;"></div> |

GOVERNOR / LT. GOVERNOR






Vote For 1

| | TOTAL | VOTE % | |
|----------------------|-------|--------|---|
| REP SPENCER J. COX | 414 | 46.00% | <div style="width: 46.00%; height: 10px; background-color: #ffc107;"></div> |
| DEM BRIAN SMITH KING | 253 | 28.11% | <div style="width: 28.11%; height: 10px; background-color: #ffc107;"></div> |
| IAP TOMMY WILLIAMS | 25 | 2.78% | <div style="width: 2.78%; height: 10px; background-color: #ffc107;"></div> |
| LIB J. ROBERT LATHAM | 24 | 2.67% | <div style="width: 2.67%; height: 10px; background-color: #ffc107;"></div> |
| TOM TOMENY | 10 | 1.11% | <div style="width: 1.11%; height: 10px; background-color: #ffc107;"></div> |
| Write-In Totals | 145 | 16.11% | <div style="width: 16.11%; height: 10px; background-color: #ffc107;"></div> |

RIV04




ATTORNEY GENERAL

Vote For 1

| | TOTAL | VOTE % | |
|--------------------------|-------|--------|---|
| REP DEREK BROWN | 471 | 52.33% |  |
| DEM RUDY J BAUTISTA | 251 | 27.89% |  |
| UUP MICHELLE QUIST | 62 | 6.89% |  |
| LIB W. ANDREW MCCULLOUGH | 33 | 3.67% |  |
| AUSTIN HEPWORTH | 26 | 2.89% |  |




STATE AUDITOR AUDITOR

Vote For 1

| | TOTAL | VOTE % | |
|-----------------------|-------|--------|---|
| REP TINA CANNON | 487 | 54.11% |  |
| DEM CATHERINE VOUTAZ | 280 | 31.11% |  |
| CON JEFFREY L. OSTLER | 60 | 6.67% |  |

STATE TREASURER

Vote For 1

| | TOTAL | VOTE % | |
|-------------------|-------|--------|---|
| REP MARLO M. OAKS | 489 | 54.33% |  |
| DEM NEIL A HANSEN | 276 | 30.67% |  |
| UFP MILES POMEROY | 61 | 6.78% |  |


UTAH HOUSE DISTRICT 11

Vote For 1

| | TOTAL | VOTE % | |
|---------------|-------|--------|---|
| REP KATY HALL | 594 | 66.00% |  |




STATE BOARD OF EDUCATION DISTRICT 3

Vote For 1

| | TOTAL | VOTE % | |
|-------------------|-------|--------|---|
| REP ROD HALL | 540 | 60.00% |  |
| UFP LAURA JOHNSON | 248 | 27.56% |  |

COUNTY COMMISSION SEAT C

Vote For 1

| | TOTAL | VOTE % | |
|------------------------|-------|--------|---|
| REP JIM HARVEY | 484 | 53.78% |  |
| DEM STEVEN VAN WAGONER | 296 | 32.89% |  |
| LIB BRIAN K ROWLEY | 64 | 7.11% |  |

COUNTY ASSESSOR

Vote For 1

| | TOTAL | VOTE % | |
|----------------------|-------|--------|---|
| REP JOHN E. ULIBARRI | 607 | 67.44% |  |

RIV04

COUNTY RECORDER / SURVEYOR

Vote For 1

| | TOTAL | VOTE % | |
|-----------------------|-------|--------|--|
| REP BAHY RAHIMZADEGAN | 585 | 65.00% | |

COUNTY TREASURER

Vote For 1

| | TOTAL | VOTE % | |
|--------------------|-------|--------|--|
| REP LYNELLE JENSEN | 622 | 69.11% | |

WEBER SCHOOL BOARD DISTRICT 5

Vote For 1

| | TOTAL | VOTE % | |
|------------------|-------|--------|--|
| DOUGLAS R. HURST | 589 | 65.44% | |

MATTHEW B. DURRANT

Vote For 1

| | TOTAL | VOTE % | |
|-----|-------|--------|--|
| Yes | 537 | 59.67% | |
| No | 153 | 17.00% | |

RYAN D. TENNEY

Vote For 1

| | TOTAL | VOTE % | |
|-----|-------|--------|--|
| Yes | 512 | 56.89% | |
| No | 161 | 17.89% | |

JOSEPH M. BEAN

Vote For 1

| | TOTAL | VOTE % | |
|-----|-------|--------|--|
| Yes | 506 | 56.22% | |
| No | 172 | 19.11% | |

RONALD G. RUSSELL

Vote For 1

| | TOTAL | VOTE % | |
|-----|-------|--------|--|
| Yes | 525 | 58.33% | |
| No | 154 | 17.11% | |

CRISTINA PATRICIA ORTEGA

Vote For 1

| | TOTAL | VOTE % | |
|-----|-------|--------|--|
| Yes | 525 | 58.33% | |
| No | 165 | 18.33% | |

RIV04

CRAIG HALL

Vote For 1

| | TOTAL | VOTE % | |
|-----|-------|--------|--|
| Yes | 504 | 56.00% | |
| No | 165 | 18.33% | |

MICHAEL DARIO DIREDA

Vote For 1

| | TOTAL | VOTE % | |
|-----|-------|--------|--|
| Yes | 516 | 57.33% | |
| No | 163 | 18.11% | |

TASHA WILLIAMS

Vote For 1

| | TOTAL | VOTE % | |
|-----|-------|--------|--|
| Yes | 532 | 59.11% | |
| No | 148 | 16.44% | |

PAUL H OLDS

Vote For 1

| | TOTAL | VOTE % | |
|-----|-------|--------|--|
| Yes | 537 | 59.67% | |
| No | 149 | 16.56% | |

CONSTITUTIONAL AMENDMENT B

Vote For 1

| | TOTAL | VOTE % | |
|---------|-------|--------|--|
| For | 546 | 60.67% | |
| Against | 273 | 30.33% | |

CONSTITUTIONAL AMENDMENT C

Vote For 1

| | TOTAL | VOTE % | |
|---------|-------|--------|--|
| For | 693 | 77.00% | |
| Against | 136 | 15.11% | |

BALLOT PROPOSITION 19

Vote For 1

| | TOTAL | VOTE % | |
|-----|-------|--------|--|
| Yes | 579 | 64.33% | |
| No | 263 | 29.22% | |

ROY01

Statistics TOTAL

| | |
|---------------------------|--------|
| Registered Voters - Total | 535 |
| Ballots Cast - Total | 418 |
| Voter Turnout - Total | 78.13% |

U.S. PRESIDENT / VICE PRESIDENT

Vote For 1

| | TOTAL | VOTE % | |
|-----------------------|-------|--------|--|
| REP DONALD J. TRUMP | 253 | 60.53% | |
| DEM KAMALA D. HARRIS | 146 | 34.93% | |
| LIB CHASE OLIVER | 8 | 1.91% | |
| GRN JILL STEIN | 2 | 0.48% | |
| CLAUDIA DE LA CRUZ | 2 | 0.48% | |
| CORNEL RONALD WEST | 1 | 0.24% | |
| LUCIFER "JUSTIN CASE" | 1 | 0.24% | |
| CON JOEL SKOUSEN | 1 | 0.24% | |
| Write-In Totals | 2 | 0.48% | |

U.S. SENATE

Vote For 1

| | TOTAL | VOTE % | |
|----------------------|-------|--------|--|
| REP JOHN CURTIS | 236 | 56.46% | |
| DEM CAROLINE GLEICH | 133 | 31.82% | |
| IAP CARLTON E. BOWEN | 27 | 6.46% | |
| Write-In Totals | 0 | 0.00% | |

U.S. HOUSE DISTRICT 1

Vote For 1

| | TOTAL | VOTE % | |
|----------------------|-------|--------|--|
| REP BLAKE D. MOORE | 246 | 58.85% | |
| DEM BILL CAMPBELL | 126 | 30.14% | |
| LIB DANIEL R. COTTAM | 21 | 5.02% | |

GOVERNOR / LT. GOVERNOR

Vote For 1

| | TOTAL | VOTE % | |
|----------------------|-------|--------|--|
| REP SPENCER J. COX | 216 | 51.67% | |
| DEM BRIAN SMITH KING | 123 | 29.43% | |
| IAP TOMMY WILLIAMS | 22 | 5.26% | |
| LIB J. ROBERT LATHAM | 12 | 2.87% | |
| TOM TOMENY | 1 | 0.24% | |
| Write-In Totals | 27 | 6.46% | |

ROY01

ATTORNEY GENERAL

Vote For 1

| | TOTAL | VOTE % | |
|--------------------------|-------|--------|---|
| REP DEREK BROWN | 230 | 55.02% | <div style="width: 55.02%; background-color: #ffc107;"></div> |
| DEM RUDY J BAUTISTA | 122 | 29.19% | <div style="width: 29.19%; background-color: #ffc107;"></div> |
| UUP MICHELLE QUIST | 24 | 5.74% | <div style="width: 5.74%; background-color: #ffc107;"></div> |
| LIB W. ANDREW MCCULLOUGH | 13 | 3.11% | <div style="width: 3.11%; background-color: #ffc107;"></div> |
| AUSTIN HEPWORTH | 8 | 1.91% | <div style="width: 1.91%; background-color: #ffc107;"></div> |

STATE AUDITOR AUDITOR

Vote For 1

| | TOTAL | VOTE % | |
|-----------------------|-------|--------|---|
| REP TINA CANNON | 246 | 58.85% | <div style="width: 58.85%; background-color: #ffc107;"></div> |
| DEM CATHERINE VOUTAZ | 131 | 31.34% | <div style="width: 31.34%; background-color: #ffc107;"></div> |
| CON JEFFREY L. OSTLER | 13 | 3.11% | <div style="width: 3.11%; background-color: #ffc107;"></div> |

STATE TREASURER

Vote For 1

| | TOTAL | VOTE % | |
|-------------------|-------|--------|---|
| REP MARLO M. OAKS | 239 | 57.18% | <div style="width: 57.18%; background-color: #ffc107;"></div> |
| DEM NEIL A HANSEN | 137 | 32.78% | <div style="width: 32.78%; background-color: #ffc107;"></div> |
| UFP MILES POMEROY | 16 | 3.83% | <div style="width: 3.83%; background-color: #ffc107;"></div> |

UTAH SENATE DISTRICT 4

Vote For 1

| | TOTAL | VOTE % | |
|--------------------------|-------|--------|---|
| REP CALVIN RAY MUSSELMAN | 256 | 61.24% | <div style="width: 61.24%; background-color: #ffc107;"></div> |

UTAH HOUSE DISTRICT 9

Vote For 1

| | TOTAL | VOTE % | |
|----------------------|-------|--------|---|
| REP JAKE SAWYER | 233 | 55.74% | <div style="width: 55.74%; background-color: #ffc107;"></div> |
| DEM ANGELA CHOBERKA | 139 | 33.25% | <div style="width: 33.25%; background-color: #ffc107;"></div> |
| LIB JACOB K. JOHNSON | 21 | 5.02% | <div style="width: 5.02%; background-color: #ffc107;"></div> |

COUNTY COMMISSION SEAT C

Vote For 1

| | TOTAL | VOTE % | |
|------------------------|-------|--------|---|
| REP JIM HARVEY | 230 | 55.02% | <div style="width: 55.02%; background-color: #ffc107;"></div> |
| DEM STEVEN VAN WAGONER | 141 | 33.73% | <div style="width: 33.73%; background-color: #ffc107;"></div> |
| LIB BRIAN K ROWLEY | 24 | 5.74% | <div style="width: 5.74%; background-color: #ffc107;"></div> |

COUNTY ASSESSOR

Vote For 1

| | TOTAL | VOTE % | |
|----------------------|-------|--------|---|
| REP JOHN E. ULIBARRI | 303 | 72.49% | <div style="width: 72.49%; background-color: #ffc107;"></div> |

ROY01

COUNTY RECORDER / SURVEYOR

Vote For 1

| | TOTAL | VOTE % | |
|-----------------------|-------|--------|--|
| REP BAHY RAHIMZADEGAN | 287 | 68.66% | |

COUNTY TREASURER

Vote For 1

| | TOTAL | VOTE % | |
|--------------------|-------|--------|--|
| REP LYNELLE JENSEN | 311 | 74.40% | |

MATTHEW B. DURRANT

Vote For 1

| | TOTAL | VOTE % | |
|-----|-------|--------|--|
| Yes | 261 | 62.44% | |
| No | 86 | 20.57% | |

RYAN D. TENNEY

Vote For 1

| | TOTAL | VOTE % | |
|-----|-------|--------|--|
| Yes | 254 | 60.77% | |
| No | 83 | 19.86% | |

JOSEPH M. BEAN

Vote For 1

| | TOTAL | VOTE % | |
|-----|-------|--------|--|
| Yes | 264 | 63.16% | |
| No | 79 | 18.90% | |

RONALD G. RUSSELL

Vote For 1

| | TOTAL | VOTE % | |
|-----|-------|--------|--|
| Yes | 264 | 63.16% | |
| No | 79 | 18.90% | |

CRISTINA PATRICIA ORTEGA

Vote For 1

| | TOTAL | VOTE % | |
|-----|-------|--------|--|
| Yes | 267 | 63.88% | |
| No | 80 | 19.14% | |

CRAIG HALL

Vote For 1

| | TOTAL | VOTE % | |
|-----|-------|--------|--|
| Yes | 254 | 60.77% | |
| No | 84 | 20.10% | |

ROY01

MICHAEL DARIO DIREDA

Vote For 1

| | TOTAL | VOTE % | |
|-----|-------|--------|---|
| Yes | 261 | 62.44% |  |
| No | 77 | 18.42% |  |

TASHA WILLIAMS

Vote For 1

| | TOTAL | VOTE % | |
|-----|-------|--------|---|
| Yes | 279 | 66.75% |  |
| No | 67 | 16.03% |  |

CONSTITUTIONAL AMENDMENT B

Vote For 1

| | TOTAL | VOTE % | |
|---------|-------|--------|---|
| For | 274 | 65.55% |  |
| Against | 112 | 26.79% |  |

CONSTITUTIONAL AMENDMENT C

Vote For 1

| | TOTAL | VOTE % | |
|---------|-------|--------|---|
| For | 322 | 77.03% |  |
| Against | 68 | 16.27% |  |

BALLOT PROPOSITION 19

Vote For 1

| | TOTAL | VOTE % | |
|-----|-------|--------|---|
| Yes | 236 | 56.46% |  |
| No | 158 | 37.80% |  |

ROY02

Statistics TOTAL

| | |
|---------------------------|--------|
| Registered Voters - Total | 847 |
| Ballots Cast - Total | 695 |
| Voter Turnout - Total | 82.05% |

U.S. PRESIDENT / VICE PRESIDENT

Vote For 1

| | TOTAL | VOTE % | |
|-----------------------|-------|--------|---|
| REP DONALD J. TRUMP | 413 | 59.42% | <div style="width: 59.42%; background-color: #ffc107;"></div> |
| DEM KAMALA D. HARRIS | 260 | 37.41% | <div style="width: 37.41%; background-color: #ffc107;"></div> |
| CLAUDIA DE LA CRUZ | 4 | 0.58% | <div style="width: 0.58%; background-color: #ffc107;"></div> |
| LIB CHASE OLIVER | 3 | 0.43% | <div style="width: 0.43%; background-color: #ffc107;"></div> |
| GRN JILL STEIN | 2 | 0.29% | <div style="width: 0.29%; background-color: #ffc107;"></div> |
| CORNEL RONALD WEST | 1 | 0.14% | <div style="width: 0.14%; background-color: #ffc107;"></div> |
| CON JOEL SKOUSEN | 1 | 0.14% | <div style="width: 0.14%; background-color: #ffc107;"></div> |
| LUCIFER "JUSTIN CASE" | 0 | 0.00% | <div style="width: 0.00%; background-color: #ffc107;"></div> |
| Write-In Totals | 6 | 0.86% | <div style="width: 0.86%; background-color: #ffc107;"></div> |

U.S. SENATE

Vote For 1

| | TOTAL | VOTE % | |
|----------------------|-------|--------|---|
| REP JOHN CURTIS | 409 | 58.85% | <div style="width: 58.85%; background-color: #ffc107;"></div> |
| DEM CAROLINE GLEICH | 211 | 30.36% | <div style="width: 30.36%; background-color: #ffc107;"></div> |
| IAP CARLTON E. BOWEN | 34 | 4.89% | <div style="width: 4.89%; background-color: #ffc107;"></div> |
| Write-In Totals | 4 | 0.58% | <div style="width: 0.58%; background-color: #ffc107;"></div> |

U.S. HOUSE DISTRICT 1

Vote For 1

| | TOTAL | VOTE % | |
|----------------------|-------|--------|---|
| REP BLAKE D. MOORE | 412 | 59.28% | <div style="width: 59.28%; background-color: #ffc107;"></div> |
| DEM BILL CAMPBELL | 208 | 29.93% | <div style="width: 29.93%; background-color: #ffc107;"></div> |
| LIB DANIEL R. COTTAM | 27 | 3.88% | <div style="width: 3.88%; background-color: #ffc107;"></div> |

GOVERNOR / LT. GOVERNOR

Vote For 1

| | TOTAL | VOTE % | |
|----------------------|-------|--------|---|
| REP SPENCER J. COX | 395 | 56.83% | <div style="width: 56.83%; background-color: #ffc107;"></div> |
| DEM BRIAN SMITH KING | 182 | 26.19% | <div style="width: 26.19%; background-color: #ffc107;"></div> |
| LIB J. ROBERT LATHAM | 18 | 2.59% | <div style="width: 2.59%; background-color: #ffc107;"></div> |
| IAP TOMMY WILLIAMS | 17 | 2.45% | <div style="width: 2.45%; background-color: #ffc107;"></div> |
| TOM TOMENY | 2 | 0.29% | <div style="width: 0.29%; background-color: #ffc107;"></div> |
| Write-In Totals | 57 | 8.20% | <div style="width: 8.20%; background-color: #ffc107;"></div> |

ROY02

ATTORNEY GENERAL

Vote For 1

| | TOTAL | VOTE % | |
|--------------------------|-------|--------|--|
| REP DEREK BROWN | 379 | 54.53% | <div style="width: 54.53%;"><div style="width: 54.53%;"></div></div> |
| DEM RUDY J BAUTISTA | 185 | 26.62% | <div style="width: 26.62%;"><div style="width: 26.62%;"></div></div> |
| LIB W. ANDREW MCCULLOUGH | 36 | 5.18% | <div style="width: 5.18%;"><div style="width: 5.18%;"></div></div> |
| UUP MICHELLE QUIST | 35 | 5.04% | <div style="width: 5.04%;"><div style="width: 5.04%;"></div></div> |
| AUSTIN HEPWORTH | 13 | 1.87% | <div style="width: 1.87%;"><div style="width: 1.87%;"></div></div> |

STATE AUDITOR AUDITOR

Vote For 1

| | TOTAL | VOTE % | |
|-----------------------|-------|--------|--|
| REP TINA CANNON | 396 | 56.98% | <div style="width: 56.98%;"><div style="width: 56.98%;"></div></div> |
| DEM CATHERINE VOUTAZ | 202 | 29.06% | <div style="width: 29.06%;"><div style="width: 29.06%;"></div></div> |
| CON JEFFREY L. OSTLER | 39 | 5.61% | <div style="width: 5.61%;"><div style="width: 5.61%;"></div></div> |

STATE TREASURER

Vote For 1

| | TOTAL | VOTE % | |
|-------------------|-------|--------|--|
| REP MARLO M. OAKS | 388 | 55.83% | <div style="width: 55.83%;"><div style="width: 55.83%;"></div></div> |
| DEM NEIL A HANSEN | 210 | 30.22% | <div style="width: 30.22%;"><div style="width: 30.22%;"></div></div> |
| UFP MILES POMEROY | 45 | 6.47% | <div style="width: 6.47%;"><div style="width: 6.47%;"></div></div> |

UTAH SENATE DISTRICT 4

Vote For 1

| | TOTAL | VOTE % | |
|--------------------------|-------|--------|--|
| REP CALVIN RAY MUSSELMAN | 407 | 58.56% | <div style="width: 58.56%;"><div style="width: 58.56%;"></div></div> |

UTAH HOUSE DISTRICT 9

Vote For 1

| | TOTAL | VOTE % | |
|----------------------|-------|--------|--|
| REP JAKE SAWYER | 391 | 56.26% | <div style="width: 56.26%;"><div style="width: 56.26%;"></div></div> |
| DEM ANGELA CHOBERKA | 222 | 31.94% | <div style="width: 31.94%;"><div style="width: 31.94%;"></div></div> |
| LIB JACOB K. JOHNSON | 34 | 4.89% | <div style="width: 4.89%;"><div style="width: 4.89%;"></div></div> |

COUNTY COMMISSION SEAT C

Vote For 1

| | TOTAL | VOTE % | |
|------------------------|-------|--------|--|
| REP JIM HARVEY | 392 | 56.40% | <div style="width: 56.40%;"><div style="width: 56.40%;"></div></div> |
| DEM STEVEN VAN WAGONER | 226 | 32.52% | <div style="width: 32.52%;"><div style="width: 32.52%;"></div></div> |
| LIB BRIAN K ROWLEY | 34 | 4.89% | <div style="width: 4.89%;"><div style="width: 4.89%;"></div></div> |

COUNTY ASSESSOR

Vote For 1

| | TOTAL | VOTE % | |
|----------------------|-------|--------|--|
| REP JOHN E. ULIBARRI | 510 | 73.38% | <div style="width: 73.38%;"><div style="width: 73.38%;"></div></div> |

ROY02

COUNTY RECORDER / SURVEYOR

Vote For 1

| | TOTAL | VOTE % | |
|-----------------------|-------|--------|--|
| REP BAHY RAHIMZADEGAN | 486 | 69.93% | |

COUNTY TREASURER

Vote For 1

| | TOTAL | VOTE % | |
|--------------------|-------|--------|--|
| REP LYNELLE JENSEN | 521 | 74.96% | |

MATTHEW B. DURRANT

Vote For 1

| | TOTAL | VOTE % | |
|-----|-------|--------|--|
| Yes | 437 | 62.88% | |
| No | 118 | 16.98% | |

RYAN D. TENNEY

Vote For 1

| | TOTAL | VOTE % | |
|-----|-------|--------|--|
| Yes | 435 | 62.59% | |
| No | 112 | 16.12% | |

JOSEPH M. BEAN

Vote For 1

| | TOTAL | VOTE % | |
|-----|-------|--------|--|
| Yes | 417 | 60.00% | |
| No | 130 | 18.70% | |

RONALD G. RUSSELL

Vote For 1

| | TOTAL | VOTE % | |
|-----|-------|--------|--|
| Yes | 430 | 61.87% | |
| No | 115 | 16.55% | |

CRISTINA PATRICIA ORTEGA

Vote For 1

| | TOTAL | VOTE % | |
|-----|-------|--------|--|
| Yes | 426 | 61.30% | |
| No | 126 | 18.13% | |

CRAIG HALL

Vote For 1

| | TOTAL | VOTE % | |
|-----|-------|--------|--|
| Yes | 428 | 61.58% | |
| No | 122 | 17.55% | |

ROY02

MICHAEL DARIO DIREDA

Vote For 1

| | TOTAL | VOTE % | |
|-----|-------|--------|---|
| Yes | 418 | 60.14% |  |
| No | 130 | 18.70% |  |

TASHA WILLIAMS

Vote For 1

| | TOTAL | VOTE % | |
|-----|-------|--------|---|
| Yes | 450 | 64.75% |  |
| No | 100 | 14.39% |  |

CONSTITUTIONAL AMENDMENT B

Vote For 1

| | TOTAL | VOTE % | |
|---------|-------|--------|---|
| For | 436 | 62.73% |  |
| Against | 188 | 27.05% |  |

CONSTITUTIONAL AMENDMENT C

Vote For 1

| | TOTAL | VOTE % | |
|---------|-------|--------|---|
| For | 543 | 78.13% |  |
| Against | 92 | 13.24% |  |

BALLOT PROPOSITION 19

Vote For 1

| | TOTAL | VOTE % | |
|-----|-------|--------|---|
| Yes | 398 | 57.27% |  |
| No | 240 | 34.53% |  |

ROY03

Statistics TOTAL

| | |
|---------------------------|--------|
| Registered Voters - Total | 637 |
| Ballots Cast - Total | 549 |
| Voter Turnout - Total | 86.19% |

U.S. PRESIDENT / VICE PRESIDENT

Vote For 1

| | TOTAL | VOTE % | |
|-----------------------|-------|--------|---|
| REP DONALD J. TRUMP | 314 | 57.19% | <div style="width: 57.19%; background-color: #ffc107;"></div> |
| DEM KAMALA D. HARRIS | 204 | 37.16% | <div style="width: 37.16%; background-color: #ffc107;"></div> |
| LIB CHASE OLIVER | 12 | 2.19% | <div style="width: 2.19%; background-color: #ffc107;"></div> |
| CLAUDIA DE LA CRUZ | 3 | 0.55% | <div style="width: 0.55%; background-color: #ffc107;"></div> |
| GRN JILL STEIN | 2 | 0.36% | <div style="width: 0.36%; background-color: #ffc107;"></div> |
| LUCIFER "JUSTIN CASE" | 1 | 0.18% | <div style="width: 0.18%; background-color: #ffc107;"></div> |
| CON JOEL SKOUSEN | 1 | 0.18% | <div style="width: 0.18%; background-color: #ffc107;"></div> |
| CORNEL RONALD WEST | 0 | 0.00% | <div style="width: 0.00%; background-color: #ffc107;"></div> |
| Write-In Totals | 8 | 1.46% | <div style="width: 1.46%; background-color: #ffc107;"></div> |

U.S. SENATE

Vote For 1

| | TOTAL | VOTE % | |
|----------------------|-------|--------|---|
| REP JOHN CURTIS | 312 | 56.83% | <div style="width: 56.83%; background-color: #ffc107;"></div> |
| DEM CAROLINE GLEICH | 179 | 32.60% | <div style="width: 32.60%; background-color: #ffc107;"></div> |
| IAP CARLTON E. BOWEN | 31 | 5.65% | <div style="width: 5.65%; background-color: #ffc107;"></div> |
| Write-In Totals | 3 | 0.55% | <div style="width: 0.55%; background-color: #ffc107;"></div> |

U.S. HOUSE DISTRICT 1

Vote For 1

| | TOTAL | VOTE % | |
|----------------------|-------|--------|---|
| REP BLAKE D. MOORE | 318 | 57.92% | <div style="width: 57.92%; background-color: #ffc107;"></div> |
| DEM BILL CAMPBELL | 171 | 31.15% | <div style="width: 31.15%; background-color: #ffc107;"></div> |
| LIB DANIEL R. COTTAM | 27 | 4.92% | <div style="width: 4.92%; background-color: #ffc107;"></div> |

GOVERNOR / LT. GOVERNOR

Vote For 1

| | TOTAL | VOTE % | |
|----------------------|-------|--------|---|
| REP SPENCER J. COX | 277 | 50.46% | <div style="width: 50.46%; background-color: #ffc107;"></div> |
| DEM BRIAN SMITH KING | 154 | 28.05% | <div style="width: 28.05%; background-color: #ffc107;"></div> |
| LIB J. ROBERT LATHAM | 17 | 3.10% | <div style="width: 3.10%; background-color: #ffc107;"></div> |
| IAP TOMMY WILLIAMS | 16 | 2.91% | <div style="width: 2.91%; background-color: #ffc107;"></div> |
| TOM TOMENY | 3 | 0.55% | <div style="width: 0.55%; background-color: #ffc107;"></div> |
| Write-In Totals | 66 | 12.02% | <div style="width: 12.02%; background-color: #ffc107;"></div> |

ROY03

ATTORNEY GENERAL

Vote For 1

| | TOTAL | VOTE % | |
|--------------------------|-------|--------|--|
| REP DEREK BROWN | 292 | 53.19% | |
| DEM RUDY J BAUTISTA | 149 | 27.14% | |
| UUP MICHELLE QUIST | 38 | 6.92% | |
| LIB W. ANDREW MCCULLOUGH | 22 | 4.01% | |
| AUSTIN HEPWORTH | 20 | 3.64% | |

STATE AUDITOR AUDITOR

Vote For 1

| | TOTAL | VOTE % | |
|-----------------------|-------|--------|--|
| REP TINA CANNON | 322 | 58.65% | |
| DEM CATHERINE VOUTAZ | 156 | 28.42% | |
| CON JEFFREY L. OSTLER | 29 | 5.28% | |

STATE TREASURER

Vote For 1

| | TOTAL | VOTE % | |
|-------------------|-------|--------|--|
| REP MARLO M. OAKS | 306 | 55.74% | |
| DEM NEIL A HANSEN | 170 | 30.97% | |
| UFP MILES POMEROY | 29 | 5.28% | |

UTAH SENATE DISTRICT 4

Vote For 1

| | TOTAL | VOTE % | |
|--------------------------|-------|--------|--|
| REP CALVIN RAY MUSSELMAN | 358 | 65.21% | |

UTAH HOUSE DISTRICT 9

Vote For 1

| | TOTAL | VOTE % | |
|----------------------|-------|--------|--|
| REP JAKE SAWYER | 311 | 56.65% | |
| DEM ANGELA CHOBERKA | 182 | 33.15% | |
| LIB JACOB K. JOHNSON | 29 | 5.28% | |

COUNTY COMMISSION SEAT C

Vote For 1

| | TOTAL | VOTE % | |
|------------------------|-------|--------|--|
| REP JIM HARVEY | 285 | 51.91% | |
| DEM STEVEN VAN WAGONER | 193 | 35.15% | |
| LIB BRIAN K ROWLEY | 40 | 7.29% | |

COUNTY ASSESSOR

Vote For 1

| | TOTAL | VOTE % | |
|----------------------|-------|--------|--|
| REP JOHN E. ULIBARRI | 401 | 73.04% | |

ROY03

COUNTY RECORDER / SURVEYOR

Vote For 1

| | TOTAL | VOTE % | |
|-----------------------|-------|--------|---|
| REP BAHY RAHIMZADEGAN | 389 | 70.86% |  |

COUNTY TREASURER

Vote For 1

| | TOTAL | VOTE % | |
|--------------------|-------|--------|---|
| REP LYNELLE JENSEN | 402 | 73.22% |  |

MATTHEW B. DURRANT

Vote For 1

| | TOTAL | VOTE % | |
|-----|-------|--------|---|
| Yes | 337 | 61.38% |  |
| No | 116 | 21.13% |  |

RYAN D. TENNEY

Vote For 1

| | TOTAL | VOTE % | |
|-----|-------|--------|--|
| Yes | 336 | 61.20% |  |
| No | 104 | 18.94% |  |

JOSEPH M. BEAN

Vote For 1

| | TOTAL | VOTE % | |
|-----|-------|--------|---|
| Yes | 340 | 61.93% |  |
| No | 101 | 18.40% |  |


RONALD G. RUSSELL

Vote For 1

| | TOTAL | VOTE % | |
|-----|-------|--------|---|
| Yes | 342 | 62.30% |  |
| No | 97 | 17.67% |  |

CRISTINA PATRICIA ORTEGA

Vote For 1

| | TOTAL | VOTE % | |
|-----|-------|--------|---|
| Yes | 346 | 63.02% |  |
| No | 98 | 17.85% |  |

CRAIG HALL

Vote For 1

| | TOTAL | VOTE % | |
|-----|-------|--------|---|
| Yes | 328 | 59.74% |  |
| No | 111 | 20.22% |  |

ROY03

MICHAEL DARIO DIREDA

Vote For 1

| | TOTAL | VOTE % | |
|-----|-------|--------|---|
| Yes | 339 | 61.75% |  |
| No | 104 | 18.94% |  |

TASHA WILLIAMS

Vote For 1

| | TOTAL | VOTE % | |
|-----|-------|--------|---|
| Yes | 342 | 62.30% |  |
| No | 99 | 18.03% |  |

CONSTITUTIONAL AMENDMENT B

Vote For 1

| | TOTAL | VOTE % | |
|---------|-------|--------|---|
| For | 364 | 66.30% |  |
| Against | 148 | 26.96% |  |

CONSTITUTIONAL AMENDMENT C

Vote For 1

| | TOTAL | VOTE % | |
|---------|-------|--------|---|
| For | 432 | 78.69% |  |
| Against | 78 | 14.21% |  |

BALLOT PROPOSITION 19

Vote For 1

| | TOTAL | VOTE % | |
|-----|-------|--------|---|
| Yes | 347 | 63.21% |  |
| No | 166 | 30.24% |  |

ROY04

Statistics TOTAL

| | |
|---------------------------|--------|
| Registered Voters - Total | 800 |
| Ballots Cast - Total | 687 |
| Voter Turnout - Total | 85.88% |

U.S. PRESIDENT / VICE PRESIDENT

Vote For 1

| | TOTAL | VOTE % | |
|-----------------------|-------|--------|--|
| REP DONALD J. TRUMP | 398 | 57.93% | |
| DEM KAMALA D. HARRIS | 250 | 36.39% | |
| LIB CHASE OLIVER | 8 | 1.16% | |
| CON JOEL SKOUSEN | 7 | 1.02% | |
| GRN JILL STEIN | 5 | 0.73% | |
| CORNEL RONALD WEST | 2 | 0.29% | |
| LUCIFER "JUSTIN CASE" | 1 | 0.15% | |
| CLAUDIA DE LA CRUZ | 1 | 0.15% | |
| Write-In Totals | 7 | 1.02% | |

U.S. SENATE

Vote For 1

| | TOTAL | VOTE % | |
|----------------------|-------|--------|--|
| REP JOHN CURTIS | 405 | 58.95% | |
| DEM CAROLINE GLEICH | 213 | 31.00% | |
| IAP CARLTON E. BOWEN | 40 | 5.82% | |
| Write-In Totals | 3 | 0.44% | |

U.S. HOUSE DISTRICT 1

Vote For 1

| | TOTAL | VOTE % | |
|----------------------|-------|--------|--|
| REP BLAKE D. MOORE | 414 | 60.26% | |
| DEM BILL CAMPBELL | 199 | 28.97% | |
| LIB DANIEL R. COTTAM | 40 | 5.82% | |

GOVERNOR / LT. GOVERNOR

Vote For 1

| | TOTAL | VOTE % | |
|----------------------|-------|--------|--|
| REP SPENCER J. COX | 350 | 50.95% | |
| DEM BRIAN SMITH KING | 192 | 27.95% | |
| LIB J. ROBERT LATHAM | 23 | 3.35% | |
| IAP TOMMY WILLIAMS | 14 | 2.04% | |
| TOM TOMENY | 6 | 0.87% | |
| Write-In Totals | 80 | 11.64% | |

ROY04

ATTORNEY GENERAL

Vote For 1

| | TOTAL | VOTE % | |
|--------------------------|-------|--------|---|
| REP DEREK BROWN | 361 | 52.55% | <div style="width: 52.55%; background-color: #FFD700;"></div> |
| DEM RUDY J BAUTISTA | 191 | 27.80% | <div style="width: 27.80%; background-color: #FFD700;"></div> |
| UUP MICHELLE QUIST | 44 | 6.40% | <div style="width: 6.40%; background-color: #FFD700;"></div> |
| AUSTIN HEPWORTH | 26 | 3.78% | <div style="width: 3.78%; background-color: #FFD700;"></div> |
| LIB W. ANDREW MCCULLOUGH | 23 | 3.35% | <div style="width: 3.35%; background-color: #FFD700;"></div> |

STATE AUDITOR AUDITOR

Vote For 1

| | TOTAL | VOTE % | |
|-----------------------|-------|--------|---|
| REP TINA CANNON | 390 | 56.77% | <div style="width: 56.77%; background-color: #FFD700;"></div> |
| DEM CATHERINE VOUTAZ | 207 | 30.13% | <div style="width: 30.13%; background-color: #FFD700;"></div> |
| CON JEFFREY L. OSTLER | 38 | 5.53% | <div style="width: 5.53%; background-color: #FFD700;"></div> |

STATE TREASURER

Vote For 1

| | TOTAL | VOTE % | |
|-------------------|-------|--------|---|
| REP MARLO M. OAKS | 393 | 57.21% | <div style="width: 57.21%; background-color: #FFD700;"></div> |
| DEM NEIL A HANSEN | 207 | 30.13% | <div style="width: 30.13%; background-color: #FFD700;"></div> |
| UFP MILES POMEROY | 41 | 5.97% | <div style="width: 5.97%; background-color: #FFD700;"></div> |

UTAH SENATE DISTRICT 4

Vote For 1

| | TOTAL | VOTE % | |
|--------------------------|-------|--------|---|
| REP CALVIN RAY MUSSELMAN | 434 | 63.17% | <div style="width: 63.17%; background-color: #FFD700;"></div> |

UTAH HOUSE DISTRICT 9

Vote For 1

| | TOTAL | VOTE % | |
|----------------------|-------|--------|---|
| REP JAKE SAWYER | 387 | 56.33% | <div style="width: 56.33%; background-color: #FFD700;"></div> |
| DEM ANGELA CHOBERKA | 232 | 33.77% | <div style="width: 33.77%; background-color: #FFD700;"></div> |
| LIB JACOB K. JOHNSON | 30 | 4.37% | <div style="width: 4.37%; background-color: #FFD700;"></div> |

COUNTY COMMISSION SEAT C

Vote For 1

| | TOTAL | VOTE % | |
|------------------------|-------|--------|---|
| REP JIM HARVEY | 360 | 52.40% | <div style="width: 52.40%; background-color: #FFD700;"></div> |
| DEM STEVEN VAN WAGONER | 239 | 34.79% | <div style="width: 34.79%; background-color: #FFD700;"></div> |
| LIB BRIAN K ROWLEY | 43 | 6.26% | <div style="width: 6.26%; background-color: #FFD700;"></div> |

COUNTY ASSESSOR

Vote For 1

| | TOTAL | VOTE % | |
|----------------------|-------|--------|---|
| REP JOHN E. ULIBARRI | 504 | 73.36% | <div style="width: 73.36%; background-color: #FFD700;"></div> |

ROY04

COUNTY RECORDER / SURVEYOR

Vote For 1

| | TOTAL | VOTE % | |
|-----------------------|-------|--------|--|
| REP BAHY RAHIMZADEGAN | 483 | 70.31% | |

COUNTY TREASURER

Vote For 1

| | TOTAL | VOTE % | |
|--------------------|-------|--------|--|
| REP LYNELLE JENSEN | 501 | 72.93% | |

MATTHEW B. DURRANT

Vote For 1

| | TOTAL | VOTE % | |
|-----|-------|--------|--|
| Yes | 425 | 61.86% | |
| No | 134 | 19.51% | |

RYAN D. TENNEY

Vote For 1

| | TOTAL | VOTE % | |
|-----|-------|--------|--|
| Yes | 427 | 62.15% | |
| No | 134 | 19.51% | |

JOSEPH M. BEAN

Vote For 1

| | TOTAL | VOTE % | |
|-----|-------|--------|--|
| Yes | 425 | 61.86% | |
| No | 136 | 19.80% | |

RONALD G. RUSSELL

Vote For 1

| | TOTAL | VOTE % | |
|-----|-------|--------|--|
| Yes | 432 | 62.88% | |
| No | 129 | 18.78% | |

CRISTINA PATRICIA ORTEGA

Vote For 1

| | TOTAL | VOTE % | |
|-----|-------|--------|--|
| Yes | 429 | 62.45% | |
| No | 136 | 19.80% | |

CRAIG HALL

Vote For 1

| | TOTAL | VOTE % | |
|-----|-------|--------|--|
| Yes | 416 | 60.55% | |
| No | 147 | 21.40% | |

ROY04

MICHAEL DARIO DIREDA

Vote For 1

| | TOTAL | VOTE % | |
|-----|-------|--------|---|
| Yes | 436 | 63.46% |  |
| No | 127 | 18.49% |  |

TASHA WILLIAMS

Vote For 1

| | TOTAL | VOTE % | |
|-----|-------|--------|---|
| Yes | 450 | 65.50% |  |
| No | 114 | 16.59% |  |

CONSTITUTIONAL AMENDMENT B

Vote For 1

| | TOTAL | VOTE % | |
|---------|-------|--------|---|
| For | 443 | 64.48% |  |
| Against | 201 | 29.26% |  |

CONSTITUTIONAL AMENDMENT C

Vote For 1

| | TOTAL | VOTE % | |
|---------|-------|--------|---|
| For | 555 | 80.79% |  |
| Against | 92 | 13.39% |  |

BALLOT PROPOSITION 19

Vote For 1

| | TOTAL | VOTE % | |
|-----|-------|--------|---|
| Yes | 402 | 58.52% |  |
| No | 250 | 36.39% |  |

ROY05

Statistics TOTAL

| | |
|---------------------------|--------|
| Registered Voters - Total | 1,158 |
| Ballots Cast - Total | 954 |
| Voter Turnout - Total | 82.38% |

U.S. PRESIDENT / VICE PRESIDENT

Vote For 1

| | TOTAL | VOTE % | |
|-----------------------|-------|--------|---|
| REP DONALD J. TRUMP | 567 | 59.43% | <div style="width: 59.43%; height: 10px; background-color: #ffc107;"></div> |
| DEM KAMALA D. HARRIS | 341 | 35.74% | <div style="width: 35.74%; height: 10px; background-color: #ffc107;"></div> |
| LIB CHASE OLIVER | 11 | 1.15% | <div style="width: 1.15%; height: 10px; background-color: #ffc107;"></div> |
| GRN JILL STEIN | 10 | 1.05% | <div style="width: 1.05%; height: 10px; background-color: #ffc107;"></div> |
| CON JOEL SKOUSEN | 7 | 0.73% | <div style="width: 0.73%; height: 10px; background-color: #ffc107;"></div> |
| LUCIFER "JUSTIN CASE" | 3 | 0.31% | <div style="width: 0.31%; height: 10px; background-color: #ffc107;"></div> |
| CLAUDIA DE LA CRUZ | 2 | 0.21% | <div style="width: 0.21%; height: 10px; background-color: #ffc107;"></div> |
| CORNEL RONALD WEST | 0 | 0.00% | <div style="width: 0.00%; height: 10px; background-color: #ffc107;"></div> |
| Write-In Totals | 10 | 1.05% | <div style="width: 1.05%; height: 10px; background-color: #ffc107;"></div> |

U.S. SENATE

Vote For 1

| | TOTAL | VOTE % | |
|----------------------|-------|--------|---|
| REP JOHN CURTIS | 536 | 56.18% | <div style="width: 56.18%; height: 10px; background-color: #ffc107;"></div> |
| DEM CAROLINE GLEICH | 301 | 31.55% | <div style="width: 31.55%; height: 10px; background-color: #ffc107;"></div> |
| IAP CARLTON E. BOWEN | 61 | 6.39% | <div style="width: 6.39%; height: 10px; background-color: #ffc107;"></div> |
| Write-In Totals | 6 | 0.63% | <div style="width: 0.63%; height: 10px; background-color: #ffc107;"></div> |

U.S. HOUSE DISTRICT 1

Vote For 1

| | TOTAL | VOTE % | |
|----------------------|-------|--------|---|
| REP BLAKE D. MOORE | 552 | 57.86% | <div style="width: 57.86%; height: 10px; background-color: #ffc107;"></div> |
| DEM BILL CAMPBELL | 287 | 30.08% | <div style="width: 30.08%; height: 10px; background-color: #ffc107;"></div> |
| LIB DANIEL R. COTTAM | 43 | 4.51% | <div style="width: 4.51%; height: 10px; background-color: #ffc107;"></div> |

GOVERNOR / LT. GOVERNOR

Vote For 1

| | TOTAL | VOTE % | |
|----------------------|-------|--------|---|
| REP SPENCER J. COX | 463 | 48.53% | <div style="width: 48.53%; height: 10px; background-color: #ffc107;"></div> |
| DEM BRIAN SMITH KING | 277 | 29.04% | <div style="width: 29.04%; height: 10px; background-color: #ffc107;"></div> |
| LIB J. ROBERT LATHAM | 40 | 4.19% | <div style="width: 4.19%; height: 10px; background-color: #ffc107;"></div> |
| IAP TOMMY WILLIAMS | 20 | 2.10% | <div style="width: 2.10%; height: 10px; background-color: #ffc107;"></div> |
| TOM TOMENY | 5 | 0.52% | <div style="width: 0.52%; height: 10px; background-color: #ffc107;"></div> |
| Write-In Totals | 116 | 12.16% | <div style="width: 12.16%; height: 10px; background-color: #ffc107;"></div> |

ROY05

ATTORNEY GENERAL

Vote For 1

| | TOTAL | VOTE % | |
|--------------------------|-------|--------|--|
| REP DEREK BROWN | 505 | 52.94% | <div style="width: 52.94%;"><div style="width: 52.94%;"></div></div> |
| DEM RUDY J BAUTISTA | 275 | 28.83% | <div style="width: 28.83%;"><div style="width: 28.83%;"></div></div> |
| UUP MICHELLE QUIST | 42 | 4.40% | <div style="width: 4.40%;"><div style="width: 4.40%;"></div></div> |
| LIB W. ANDREW MCCULLOUGH | 41 | 4.30% | <div style="width: 4.30%;"><div style="width: 4.30%;"></div></div> |
| AUSTIN HEPWORTH | 27 | 2.83% | <div style="width: 2.83%;"><div style="width: 2.83%;"></div></div> |

STATE AUDITOR AUDITOR

Vote For 1

| | TOTAL | VOTE % | |
|-----------------------|-------|--------|--|
| REP TINA CANNON | 545 | 57.13% | <div style="width: 57.13%;"><div style="width: 57.13%;"></div></div> |
| DEM CATHERINE VOUTAZ | 285 | 29.87% | <div style="width: 29.87%;"><div style="width: 29.87%;"></div></div> |
| CON JEFFREY L. OSTLER | 43 | 4.51% | <div style="width: 4.51%;"><div style="width: 4.51%;"></div></div> |

STATE TREASURER

Vote For 1

| | TOTAL | VOTE % | |
|-------------------|-------|--------|--|
| REP MARLO M. OAKS | 556 | 58.28% | <div style="width: 58.28%;"><div style="width: 58.28%;"></div></div> |
| DEM NEIL A HANSEN | 281 | 29.45% | <div style="width: 29.45%;"><div style="width: 29.45%;"></div></div> |
| UFP MILES POMEROY | 39 | 4.09% | <div style="width: 4.09%;"><div style="width: 4.09%;"></div></div> |

UTAH SENATE DISTRICT 4

Vote For 1

| | TOTAL | VOTE % | |
|--------------------------|-------|--------|--|
| REP CALVIN RAY MUSSELMAN | 604 | 63.31% | <div style="width: 63.31%;"><div style="width: 63.31%;"></div></div> |

UTAH HOUSE DISTRICT 9

Vote For 1

| | TOTAL | VOTE % | |
|----------------------|-------|--------|--|
| REP JAKE SAWYER | 530 | 55.56% | <div style="width: 55.56%;"><div style="width: 55.56%;"></div></div> |
| DEM ANGELA CHOBERKA | 311 | 32.60% | <div style="width: 32.60%;"><div style="width: 32.60%;"></div></div> |
| LIB JACOB K. JOHNSON | 43 | 4.51% | <div style="width: 4.51%;"><div style="width: 4.51%;"></div></div> |

COUNTY COMMISSION SEAT C

Vote For 1

| | TOTAL | VOTE % | |
|------------------------|-------|--------|--|
| REP JIM HARVEY | 501 | 52.52% | <div style="width: 52.52%;"><div style="width: 52.52%;"></div></div> |
| DEM STEVEN VAN WAGONER | 323 | 33.86% | <div style="width: 33.86%;"><div style="width: 33.86%;"></div></div> |
| LIB BRIAN K ROWLEY | 68 | 7.13% | <div style="width: 7.13%;"><div style="width: 7.13%;"></div></div> |

COUNTY ASSESSOR

Vote For 1

| | TOTAL | VOTE % | |
|----------------------|-------|--------|--|
| REP JOHN E. ULIBARRI | 684 | 71.70% | <div style="width: 71.70%;"><div style="width: 71.70%;"></div></div> |

ROY05

COUNTY RECORDER / SURVEYOR

Vote For 1

| | TOTAL | VOTE % | |
|-----------------------|-------|--------|--|
| REP BAHY RAHIMZADEGAN | 666 | 69.81% | |

COUNTY TREASURER

Vote For 1

| | TOTAL | VOTE % | |
|--------------------|-------|--------|--|
| REP LYNELLE JENSEN | 689 | 72.22% | |

WEBER SCHOOL BOARD DISTRICT 7

Vote For 1

| | TOTAL | VOTE % | |
|------------------|-------|--------|--|
| WYLE J. WILLIAMS | 635 | 66.56% | |

MATTHEW B. DURRANT

Vote For 1

| | TOTAL | VOTE % | |
|-----|-------|--------|--|
| Yes | 599 | 62.79% | |
| No | 175 | 18.34% | |

RYAN D. TENNEY

Vote For 1

| | TOTAL | VOTE % | |
|-----|-------|--------|--|
| Yes | 604 | 63.31% | |
| No | 164 | 17.19% | |

JOSEPH M. BEAN

Vote For 1

| | TOTAL | VOTE % | |
|-----|-------|--------|--|
| Yes | 577 | 60.48% | |
| No | 185 | 19.39% | |

RONALD G. RUSSELL

Vote For 1

| | TOTAL | VOTE % | |
|-----|-------|--------|--|
| Yes | 608 | 63.73% | |
| No | 158 | 16.56% | |

CRISTINA PATRICIA ORTEGA

Vote For 1

| | TOTAL | VOTE % | |
|-----|-------|--------|--|
| Yes | 605 | 63.42% | |
| No | 163 | 17.09% | |

ROY05

CRAIG HALL

Vote For 1

| | TOTAL | VOTE % | |
|-----|-------|--------|---|
| Yes | 556 | 58.28% |  |
| No | 205 | 21.49% |  |


MICHAEL DARIO DIREDA

Vote For 1

| | TOTAL | VOTE % | |
|-----|-------|--------|---|
| Yes | 612 | 64.15% |  |
| No | 155 | 16.25% |  |

TASHA WILLIAMS

Vote For 1

| | TOTAL | VOTE % | |
|-----|-------|--------|---|
| Yes | 617 | 64.68% |  |
| No | 147 | 15.41% |  |

CONSTITUTIONAL AMENDMENT B

Vote For 1

| | TOTAL | VOTE % | |
|---------|-------|--------|---|
| For | 622 | 65.20% |  |
| Against | 255 | 26.73% |  |

CONSTITUTIONAL AMENDMENT C

Vote For 1

| | TOTAL | VOTE % | |
|---------|-------|--------|---|
| For | 751 | 78.72% |  |
| Against | 122 | 12.79% |  |

BALLOT PROPOSITION 19

Vote For 1

| | TOTAL | VOTE % | |
|-----|-------|--------|---|
| Yes | 576 | 60.38% |  |
| No | 303 | 31.76% |  |

ROY06

Statistics TOTAL

| | |
|---------------------------|--------|
| Registered Voters - Total | 885 |
| Ballots Cast - Total | 742 |
| Voter Turnout - Total | 83.84% |

U.S. PRESIDENT / VICE PRESIDENT

Vote For 1

| | TOTAL | VOTE % | |
|-----------------------|-------|--------|---|
| REP DONALD J. TRUMP | 444 | 59.84% | <div style="width: 59.84%; background-color: #ffc107;"></div> |
| DEM KAMALA D. HARRIS | 260 | 35.04% | <div style="width: 35.04%; background-color: #ffc107;"></div> |
| LIB CHASE OLIVER | 12 | 1.62% | <div style="width: 1.62%; background-color: #ffc107;"></div> |
| CON JOEL SKOUSEN | 6 | 0.81% | <div style="width: 0.81%; background-color: #ffc107;"></div> |
| LUCIFER "JUSTIN CASE" | 4 | 0.54% | <div style="width: 0.54%; background-color: #ffc107;"></div> |
| GRN JILL STEIN | 4 | 0.54% | <div style="width: 0.54%; background-color: #ffc107;"></div> |
| CLAUDIA DE LA CRUZ | 2 | 0.27% | <div style="width: 0.27%; background-color: #ffc107;"></div> |
| CORNEL RONALD WEST | 0 | 0.00% | <div style="width: 0.00%; background-color: #ffc107;"></div> |
| Write-In Totals | 7 | 0.94% | <div style="width: 0.94%; background-color: #ffc107;"></div> |

U.S. SENATE

Vote For 1

| | TOTAL | VOTE % | |
|----------------------|-------|--------|---|
| REP JOHN CURTIS | 442 | 59.57% | <div style="width: 59.57%; background-color: #ffc107;"></div> |
| DEM CAROLINE GLEICH | 204 | 27.49% | <div style="width: 27.49%; background-color: #ffc107;"></div> |
| IAP CARLTON E. BOWEN | 41 | 5.53% | <div style="width: 5.53%; background-color: #ffc107;"></div> |
| Write-In Totals | 5 | 0.67% | <div style="width: 0.67%; background-color: #ffc107;"></div> |

U.S. HOUSE DISTRICT 1

Vote For 1

| | TOTAL | VOTE % | |
|----------------------|-------|--------|---|
| REP BLAKE D. MOORE | 447 | 60.24% | <div style="width: 60.24%; background-color: #ffc107;"></div> |
| DEM BILL CAMPBELL | 202 | 27.22% | <div style="width: 27.22%; background-color: #ffc107;"></div> |
| LIB DANIEL R. COTTAM | 36 | 4.85% | <div style="width: 4.85%; background-color: #ffc107;"></div> |

GOVERNOR / LT. GOVERNOR

Vote For 1

| | TOTAL | VOTE % | |
|----------------------|-------|--------|---|
| REP SPENCER J. COX | 389 | 52.43% | <div style="width: 52.43%; background-color: #ffc107;"></div> |
| DEM BRIAN SMITH KING | 162 | 21.83% | <div style="width: 21.83%; background-color: #ffc107;"></div> |
| LIB J. ROBERT LATHAM | 24 | 3.23% | <div style="width: 3.23%; background-color: #ffc107;"></div> |
| IAP TOMMY WILLIAMS | 22 | 2.96% | <div style="width: 2.96%; background-color: #ffc107;"></div> |
| TOM TOMENY | 0 | 0.00% | <div style="width: 0.00%; background-color: #ffc107;"></div> |
| Write-In Totals | 110 | 14.82% | <div style="width: 14.82%; background-color: #ffc107;"></div> |

ROY06

ATTORNEY GENERAL

Vote For 1

| | TOTAL | VOTE % | |
|--------------------------|-------|--------|--|
| REP DEREK BROWN | 406 | 54.72% | <div style="width: 54.72%;"><div style="width: 54.72%;"></div></div> |
| DEM RUDY J BAUTISTA | 176 | 23.72% | <div style="width: 23.72%;"><div style="width: 23.72%;"></div></div> |
| UUP MICHELLE QUIST | 48 | 6.47% | <div style="width: 6.47%;"><div style="width: 6.47%;"></div></div> |
| LIB W. ANDREW MCCULLOUGH | 27 | 3.64% | <div style="width: 3.64%;"><div style="width: 3.64%;"></div></div> |
| AUSTIN HEPWORTH | 27 | 3.64% | <div style="width: 3.64%;"><div style="width: 3.64%;"></div></div> |

STATE AUDITOR AUDITOR

Vote For 1

| | TOTAL | VOTE % | |
|-----------------------|-------|--------|--|
| REP TINA CANNON | 444 | 59.84% | <div style="width: 59.84%;"><div style="width: 59.84%;"></div></div> |
| DEM CATHERINE VOUTAZ | 208 | 28.03% | <div style="width: 28.03%;"><div style="width: 28.03%;"></div></div> |
| CON JEFFREY L. OSTLER | 29 | 3.91% | <div style="width: 3.91%;"><div style="width: 3.91%;"></div></div> |

STATE TREASURER

Vote For 1

| | TOTAL | VOTE % | |
|-------------------|-------|--------|--|
| REP MARLO M. OAKS | 451 | 60.78% | <div style="width: 60.78%;"><div style="width: 60.78%;"></div></div> |
| DEM NEIL A HANSEN | 185 | 24.93% | <div style="width: 24.93%;"><div style="width: 24.93%;"></div></div> |
| UFP MILES POMEROY | 41 | 5.53% | <div style="width: 5.53%;"><div style="width: 5.53%;"></div></div> |

UTAH SENATE DISTRICT 4

Vote For 1

| | TOTAL | VOTE % | |
|--------------------------|-------|--------|--|
| REP CALVIN RAY MUSSELMAN | 459 | 61.86% | <div style="width: 61.86%;"><div style="width: 61.86%;"></div></div> |

UTAH HOUSE DISTRICT 9

Vote For 1

| | TOTAL | VOTE % | |
|----------------------|-------|--------|--|
| REP JAKE SAWYER | 431 | 58.09% | <div style="width: 58.09%;"><div style="width: 58.09%;"></div></div> |
| DEM ANGELA CHOBERKA | 228 | 30.73% | <div style="width: 30.73%;"><div style="width: 30.73%;"></div></div> |
| LIB JACOB K. JOHNSON | 34 | 4.58% | <div style="width: 4.58%;"><div style="width: 4.58%;"></div></div> |

COUNTY COMMISSION SEAT C

Vote For 1

| | TOTAL | VOTE % | |
|------------------------|-------|--------|--|
| REP JIM HARVEY | 416 | 56.06% | <div style="width: 56.06%;"><div style="width: 56.06%;"></div></div> |
| DEM STEVEN VAN WAGONER | 230 | 31.00% | <div style="width: 31.00%;"><div style="width: 31.00%;"></div></div> |
| LIB BRIAN K ROWLEY | 38 | 5.12% | <div style="width: 5.12%;"><div style="width: 5.12%;"></div></div> |

COUNTY ASSESSOR

Vote For 1

| | TOTAL | VOTE % | |
|----------------------|-------|--------|--|
| REP JOHN E. ULIBARRI | 544 | 73.32% | <div style="width: 73.32%;"><div style="width: 73.32%;"></div></div> |

ROY06

COUNTY RECORDER / SURVEYOR

Vote For 1

| | TOTAL | VOTE % | |
|-----------------------|-------|--------|--|
| REP BAHY RAHIMZADEGAN | 526 | 70.89% | |

COUNTY TREASURER

Vote For 1

| | TOTAL | VOTE % | |
|--------------------|-------|--------|--|
| REP LYNELLE JENSEN | 545 | 73.45% | |

WEBER SCHOOL BOARD DISTRICT 7

Vote For 1

| | TOTAL | VOTE % | |
|------------------|-------|--------|--|
| WYLE J. WILLIAMS | 495 | 66.71% | |

MATTHEW B. DURRANT

Vote For 1

| | TOTAL | VOTE % | |
|-----|-------|--------|--|
| Yes | 453 | 61.05% | |
| No | 142 | 19.14% | |

RYAN D. TENNEY

Vote For 1

| | TOTAL | VOTE % | |
|-----|-------|--------|--|
| Yes | 462 | 62.26% | |
| No | 129 | 17.39% | |

JOSEPH M. BEAN

Vote For 1

| | TOTAL | VOTE % | |
|-----|-------|--------|--|
| Yes | 451 | 60.78% | |
| No | 139 | 18.73% | |

RONALD G. RUSSELL

Vote For 1

| | TOTAL | VOTE % | |
|-----|-------|--------|--|
| Yes | 455 | 61.32% | |
| No | 134 | 18.06% | |

CRISTINA PATRICIA ORTEGA

Vote For 1

| | TOTAL | VOTE % | |
|-----|-------|--------|--|
| Yes | 444 | 59.84% | |
| No | 146 | 19.68% | |

ROY06

CRAIG HALL

Vote For 1

| | TOTAL | VOTE % | |
|-----|-------|--------|--|
| Yes | 435 | 58.63% | |
| No | 149 | 20.08% | |

MICHAEL DARIO DIREDA

Vote For 1

| | TOTAL | VOTE % | |
|-----|-------|--------|--|
| Yes | 447 | 60.24% | |
| No | 143 | 19.27% | |

TASHA WILLIAMS

Vote For 1

| | TOTAL | VOTE % | |
|-----|-------|--------|--|
| Yes | 461 | 62.13% | |
| No | 130 | 17.52% | |

CONSTITUTIONAL AMENDMENT B

Vote For 1

| | TOTAL | VOTE % | |
|---------|-------|--------|--|
| For | 470 | 63.34% | |
| Against | 213 | 28.71% | |

CONSTITUTIONAL AMENDMENT C

Vote For 1

| | TOTAL | VOTE % | |
|---------|-------|--------|--|
| For | 569 | 76.68% | |
| Against | 116 | 15.63% | |

BALLOT PROPOSITION 19

Vote For 1

| | TOTAL | VOTE % | |
|-----|-------|--------|--|
| Yes | 441 | 59.43% | |
| No | 250 | 33.69% | |

ROY07

Statistics TOTAL

| | |
|---------------------------|--------|
| Registered Voters - Total | 745 |
| Ballots Cast - Total | 635 |
| Voter Turnout - Total | 85.23% |

U.S. PRESIDENT / VICE PRESIDENT

Vote For 1

| | TOTAL | VOTE % | |
|-----------------------|-------|--------|---|
| REP DONALD J. TRUMP | 363 | 57.17% | <div style="width: 57.17%; height: 10px; background-color: #ffc107;"></div> |
| DEM KAMALA D. HARRIS | 233 | 36.69% | <div style="width: 36.69%; height: 10px; background-color: #ffc107;"></div> |
| LIB CHASE OLIVER | 10 | 1.57% | <div style="width: 1.57%; height: 10px; background-color: #ffc107;"></div> |
| GRN JILL STEIN | 6 | 0.94% | <div style="width: 0.94%; height: 10px; background-color: #ffc107;"></div> |
| CON JOEL SKOUSEN | 3 | 0.47% | <div style="width: 0.47%; height: 10px; background-color: #ffc107;"></div> |
| CORNEL RONALD WEST | 2 | 0.32% | <div style="width: 0.32%; height: 10px; background-color: #ffc107;"></div> |
| CLAUDIA DE LA CRUZ | 1 | 0.16% | <div style="width: 0.16%; height: 10px; background-color: #ffc107;"></div> |
| LUCIFER "JUSTIN CASE" | 0 | 0.00% | <div style="width: 0.00%; height: 10px; background-color: #ffc107;"></div> |
| Write-In Totals | 7 | 1.10% | <div style="width: 1.10%; height: 10px; background-color: #ffc107;"></div> |

U.S. SENATE

Vote For 1

| | TOTAL | VOTE % | |
|----------------------|-------|--------|---|
| REP JOHN CURTIS | 377 | 59.37% | <div style="width: 59.37%; height: 10px; background-color: #ffc107;"></div> |
| DEM CAROLINE GLEICH | 205 | 32.28% | <div style="width: 32.28%; height: 10px; background-color: #ffc107;"></div> |
| IAP CARLTON E. BOWEN | 36 | 5.67% | <div style="width: 5.67%; height: 10px; background-color: #ffc107;"></div> |
| Write-In Totals | 1 | 0.16% | <div style="width: 0.16%; height: 10px; background-color: #ffc107;"></div> |

U.S. HOUSE DISTRICT 1

Vote For 1

| | TOTAL | VOTE % | |
|----------------------|-------|--------|---|
| REP BLAKE D. MOORE | 389 | 61.26% | <div style="width: 61.26%; height: 10px; background-color: #ffc107;"></div> |
| DEM BILL CAMPBELL | 194 | 30.55% | <div style="width: 30.55%; height: 10px; background-color: #ffc107;"></div> |
| LIB DANIEL R. COTTAM | 30 | 4.72% | <div style="width: 4.72%; height: 10px; background-color: #ffc107;"></div> |

GOVERNOR / LT. GOVERNOR






Vote For 1

| | TOTAL | VOTE % | |
|----------------------|-------|--------|---|
| REP SPENCER J. COX | 358 | 56.38% | <div style="width: 56.38%; height: 10px; background-color: #ffc107;"></div> |
| DEM BRIAN SMITH KING | 175 | 27.56% | <div style="width: 27.56%; height: 10px; background-color: #ffc107;"></div> |
| IAP TOMMY WILLIAMS | 16 | 2.52% | <div style="width: 2.52%; height: 10px; background-color: #ffc107;"></div> |
| LIB J. ROBERT LATHAM | 16 | 2.52% | <div style="width: 2.52%; height: 10px; background-color: #ffc107;"></div> |
| TOM TOMENY | 3 | 0.47% | <div style="width: 0.47%; height: 10px; background-color: #ffc107;"></div> |
| Write-In Totals | 57 | 8.98% | <div style="width: 8.98%; height: 10px; background-color: #ffc107;"></div> |

ROY07




ATTORNEY GENERAL

Vote For 1

| | TOTAL | VOTE % | |
|--------------------------|-------|--------|---|
| REP DEREK BROWN | 346 | 54.49% |  |
| DEM RUDY J BAUTISTA | 184 | 28.98% |  |
| LIB W. ANDREW MCCULLOUGH | 30 | 4.72% |  |
| UUP MICHELLE QUIST | 28 | 4.41% |  |
| AUSTIN HEPWORTH | 17 | 2.68% |  |



STATE AUDITOR AUDITOR

Vote For 1

| | TOTAL | VOTE % | |
|-----------------------|-------|--------|---|
| REP TINA CANNON | 365 | 57.48% |  |
| DEM CATHERINE VOUTAZ | 203 | 31.97% |  |
| CON JEFFREY L. OSTLER | 32 | 5.04% |  |


STATE TREASURER

Vote For 1

| | TOTAL | VOTE % | |
|-------------------|-------|--------|---|
| REP MARLO M. OAKS | 369 | 58.11% |  |
| DEM NEIL A HANSEN | 200 | 31.50% |  |
| UFP MILES POMEROY | 32 | 5.04% |  |




UTAH SENATE DISTRICT 4

Vote For 1

| | TOTAL | VOTE % | |
|--------------------------|-------|--------|---|
| REP CALVIN RAY MUSSELMAN | 409 | 64.41% |  |



UTAH HOUSE DISTRICT 9

Vote For 1

| | TOTAL | VOTE % | |
|----------------------|-------|--------|---|
| REP JAKE SAWYER | 370 | 58.27% |  |
| DEM ANGELA CHOBERKA | 218 | 34.33% |  |
| LIB JACOB K. JOHNSON | 25 | 3.94% |  |


COUNTY COMMISSION SEAT C

Vote For 1

| | TOTAL | VOTE % | |
|------------------------|-------|--------|---|
| REP JIM HARVEY | 350 | 55.12% |  |
| DEM STEVEN VAN WAGONER | 225 | 35.43% |  |
| LIB BRIAN K ROWLEY | 33 | 5.20% |  |

COUNTY ASSESSOR

Vote For 1

| | TOTAL | VOTE % | |
|----------------------|-------|--------|---|
| REP JOHN E. ULIBARRI | 496 | 78.11% |  |

ROY07

COUNTY RECORDER / SURVEYOR

Vote For 1

| | TOTAL | VOTE % | |
|-----------------------|-------|--------|--|
| REP BAHY RAHIMZADEGAN | 470 | 74.02% | |

COUNTY TREASURER

Vote For 1

| | TOTAL | VOTE % | |
|--------------------|-------|--------|--|
| REP LYNELLE JENSEN | 492 | 77.48% | |

MATTHEW B. DURRANT

Vote For 1

| | TOTAL | VOTE % | |
|-----|-------|--------|--|
| Yes | 388 | 61.10% | |
| No | 130 | 20.47% | |

RYAN D. TENNEY

Vote For 1

| | TOTAL | VOTE % | |
|-----|-------|--------|--|
| Yes | 389 | 61.26% | |
| No | 119 | 18.74% | |

JOSEPH M. BEAN

Vote For 1

| | TOTAL | VOTE % | |
|-----|-------|--------|--|
| Yes | 383 | 60.32% | |
| No | 133 | 20.94% | |

RONALD G. RUSSELL

Vote For 1

| | TOTAL | VOTE % | |
|-----|-------|--------|--|
| Yes | 397 | 62.52% | |
| No | 117 | 18.43% | |

CRISTINA PATRICIA ORTEGA

Vote For 1

| | TOTAL | VOTE % | |
|-----|-------|--------|--|
| Yes | 387 | 60.94% | |
| No | 131 | 20.63% | |

CRAIG HALL

Vote For 1

| | TOTAL | VOTE % | |
|-----|-------|--------|--|
| Yes | 371 | 58.43% | |
| No | 136 | 21.42% | |

ROY07

MICHAEL DARIO DIREDA

Vote For 1

| | TOTAL | VOTE % | |
|-----|-------|--------|---|
| Yes | 391 | 61.57% |  |
| No | 122 | 19.21% |  |

TASHA WILLIAMS

Vote For 1

| | TOTAL | VOTE % | |
|-----|-------|--------|---|
| Yes | 399 | 62.83% |  |
| No | 116 | 18.27% |  |

CONSTITUTIONAL AMENDMENT B

Vote For 1

| | TOTAL | VOTE % | |
|---------|-------|--------|---|
| For | 434 | 68.35% |  |
| Against | 160 | 25.20% |  |

CONSTITUTIONAL AMENDMENT C

Vote For 1

| | TOTAL | VOTE % | |
|---------|-------|--------|---|
| For | 497 | 78.27% |  |
| Against | 95 | 14.96% |  |

BALLOT PROPOSITION 19

Vote For 1

| | TOTAL | VOTE % | |
|-----|-------|--------|---|
| Yes | 406 | 63.94% |  |
| No | 194 | 30.55% |  |

ROY08

Statistics TOTAL

| | |
|---------------------------|--------|
| Registered Voters - Total | 941 |
| Ballots Cast - Total | 798 |
| Voter Turnout - Total | 84.80% |

U.S. PRESIDENT / VICE PRESIDENT

Vote For 1

| | TOTAL | VOTE % | |
|-----------------------|-------|--------|--|
| REP DONALD J. TRUMP | 463 | 58.02% | |
| DEM KAMALA D. HARRIS | 311 | 38.97% | |
| LIB CHASE OLIVER | 7 | 0.88% | |
| GRN JILL STEIN | 3 | 0.38% | |
| CORNEL RONALD WEST | 2 | 0.25% | |
| LUCIFER "JUSTIN CASE" | 2 | 0.25% | |
| CON JOEL SKOUSEN | 1 | 0.13% | |
| CLAUDIA DE LA CRUZ | 0 | 0.00% | |
| Write-In Totals | 3 | 0.38% | |

U.S. SENATE

Vote For 1

| | TOTAL | VOTE % | |
|----------------------|-------|--------|--|
| REP JOHN CURTIS | 462 | 57.89% | |
| DEM CAROLINE GLEICH | 266 | 33.33% | |
| IAP CARLTON E. BOWEN | 36 | 4.51% | |
| Write-In Totals | 5 | 0.63% | |

U.S. HOUSE DISTRICT 1

Vote For 1

| | TOTAL | VOTE % | |
|----------------------|-------|--------|--|
| REP BLAKE D. MOORE | 463 | 58.02% | |
| DEM BILL CAMPBELL | 262 | 32.83% | |
| LIB DANIEL R. COTTAM | 31 | 3.88% | |

GOVERNOR / LT. GOVERNOR






Vote For 1

| | TOTAL | VOTE % | |
|----------------------|-------|--------|--|
| REP SPENCER J. COX | 413 | 51.75% | |
| DEM BRIAN SMITH KING | 242 | 30.33% | |
| LIB J. ROBERT LATHAM | 26 | 3.26% | |
| IAP TOMMY WILLIAMS | 19 | 2.38% | |
| TOM TOMENY | 6 | 0.75% | |
| Write-In Totals | 75 | 9.40% | |

ROY08

ATTORNEY GENERAL

Vote For 1

| | TOTAL | VOTE % | |
|--------------------------|-------|--------|---|
| REP DEREK BROWN | 424 | 53.13% |  |
| DEM RUDY J BAUTISTA | 249 | 31.20% |  |
| UUP MICHELLE QUIST | 41 | 5.14% |  |
| LIB W. ANDREW MCCULLOUGH | 30 | 3.76% |  |
| AUSTIN HEPWORTH | 22 | 2.76% |  |



STATE AUDITOR AUDITOR

Vote For 1

| | TOTAL | VOTE % | |
|-----------------------|-------|--------|---|
| REP TINA CANNON | 440 | 55.14% |  |
| DEM CATHERINE VOUTAZ | 271 | 33.96% |  |
| CON JEFFREY L. OSTLER | 44 | 5.51% |  |

STATE TREASURER

Vote For 1

| | TOTAL | VOTE % | |
|-------------------|-------|--------|---|
| REP MARLO M. OAKS | 447 | 56.02% |  |
| DEM NEIL A HANSEN | 266 | 33.33% |  |
| UFP MILES POMEROY | 39 | 4.89% |  |




UTAH SENATE DISTRICT 4

Vote For 1

| | TOTAL | VOTE % | |
|--------------------------|-------|--------|---|
| REP CALVIN RAY MUSSELMAN | 517 | 64.79% |  |




UTAH HOUSE DISTRICT 9

Vote For 1

| | TOTAL | VOTE % | |
|----------------------|-------|--------|---|
| REP JAKE SAWYER | 436 | 54.64% |  |
| DEM ANGELA CHOBERKA | 289 | 36.22% |  |
| LIB JACOB K. JOHNSON | 30 | 3.76% |  |

COUNTY COMMISSION SEAT C

Vote For 1

| | TOTAL | VOTE % | |
|------------------------|-------|--------|---|
| REP JIM HARVEY | 421 | 52.76% |  |
| DEM STEVEN VAN WAGONER | 297 | 37.22% |  |
| LIB BRIAN K ROWLEY | 43 | 5.39% |  |

COUNTY ASSESSOR

Vote For 1

| | TOTAL | VOTE % | |
|----------------------|-------|--------|---|
| REP JOHN E. ULIBARRI | 627 | 78.57% |  |

ROY08

COUNTY RECORDER / SURVEYOR

Vote For 1

| | TOTAL | VOTE % | |
|-----------------------|-------|--------|--|
| REP BAHY RAHIMZADEGAN | 597 | 74.81% | |

COUNTY TREASURER

Vote For 1

| | TOTAL | VOTE % | |
|--------------------|-------|--------|--|
| REP LYNELLE JENSEN | 627 | 78.57% | |

MATTHEW B. DURRANT

Vote For 1

| | TOTAL | VOTE % | |
|-----|-------|--------|--|
| Yes | 498 | 62.41% | |
| No | 150 | 18.80% | |

RYAN D. TENNEY

Vote For 1

| | TOTAL | VOTE % | |
|-----|-------|--------|--|
| Yes | 497 | 62.28% | |
| No | 144 | 18.05% | |

JOSEPH M. BEAN

Vote For 1

| | TOTAL | VOTE % | |
|-----|-------|--------|--|
| Yes | 483 | 60.53% | |
| No | 154 | 19.30% | |

RONALD G. RUSSELL

Vote For 1

| | TOTAL | VOTE % | |
|-----|-------|--------|--|
| Yes | 498 | 62.41% | |
| No | 144 | 18.05% | |

CRISTINA PATRICIA ORTEGA

Vote For 1

| | TOTAL | VOTE % | |
|-----|-------|--------|--|
| Yes | 497 | 62.28% | |
| No | 147 | 18.42% | |

CRAIG HALL

Vote For 1

| | TOTAL | VOTE % | |
|-----|-------|--------|--|
| Yes | 471 | 59.02% | |
| No | 161 | 20.18% | |

ROY08

MICHAEL DARIO DIREDA

Vote For 1

| | TOTAL | VOTE % | |
|-----|-------|--------|--|
| Yes | 490 | 61.40% | |
| No | 154 | 19.30% | |

TASHA WILLIAMS

Vote For 1

| | TOTAL | VOTE % | |
|-----|-------|--------|--|
| Yes | 504 | 63.16% | |
| No | 138 | 17.29% | |

CONSTITUTIONAL AMENDMENT B

Vote For 1

| | TOTAL | VOTE % | |
|---------|-------|--------|--|
| For | 509 | 63.78% | |
| Against | 234 | 29.32% | |

CONSTITUTIONAL AMENDMENT C

Vote For 1

| | TOTAL | VOTE % | |
|---------|-------|--------|--|
| For | 614 | 76.94% | |
| Against | 130 | 16.29% | |

BALLOT PROPOSITION 19

Vote For 1

| | TOTAL | VOTE % | |
|-----|-------|--------|--|
| Yes | 493 | 61.78% | |
| No | 262 | 32.83% | |

ROY09

Statistics TOTAL

| | |
|---------------------------|--------|
| Registered Voters - Total | 1,054 |
| Ballots Cast - Total | 885 |
| Voter Turnout - Total | 83.97% |

U.S. PRESIDENT / VICE PRESIDENT

Vote For 1

| | TOTAL | VOTE % | |
|-----------------------|-------|--------|--|
| REP DONALD J. TRUMP | 578 | 65.31% | |
| DEM KAMALA D. HARRIS | 273 | 30.85% | |
| LIB CHASE OLIVER | 8 | 0.90% | |
| GRN JILL STEIN | 3 | 0.34% | |
| CON JOEL SKOUSEN | 2 | 0.23% | |
| LUCIFER "JUSTIN CASE" | 1 | 0.11% | |
| CORNEL RONALD WEST | 0 | 0.00% | |
| CLAUDIA DE LA CRUZ | 0 | 0.00% | |
| Write-In Totals | 9 | 1.02% | |

U.S. SENATE

Vote For 1

| | TOTAL | VOTE % | |
|----------------------|-------|--------|--|
| REP JOHN CURTIS | 554 | 62.60% | |
| DEM CAROLINE GLEICH | 232 | 26.21% | |
| IAP CARLTON E. BOWEN | 52 | 5.88% | |
| Write-In Totals | 9 | 1.02% | |

U.S. HOUSE DISTRICT 1

Vote For 1

| | TOTAL | VOTE % | |
|----------------------|-------|--------|--|
| REP BLAKE D. MOORE | 580 | 65.54% | |
| DEM BILL CAMPBELL | 209 | 23.62% | |
| LIB DANIEL R. COTTAM | 45 | 5.08% | |

GOVERNOR / LT. GOVERNOR

Vote For 1

| | TOTAL | VOTE % | |
|----------------------|-------|--------|--|
| REP SPENCER J. COX | 456 | 51.53% | |
| DEM BRIAN SMITH KING | 200 | 22.60% | |
| LIB J. ROBERT LATHAM | 19 | 2.15% | |
| IAP TOMMY WILLIAMS | 18 | 2.03% | |
| TOM TOMENY | 7 | 0.79% | |
| Write-In Totals | 155 | 17.51% | |

ROY09

ATTORNEY GENERAL

Vote For 1

| | TOTAL | VOTE % | |
|--------------------------|-------|--------|--|
| REP DEREK BROWN | 518 | 58.53% | |
| DEM RUDY J BAUTISTA | 205 | 23.16% | |
| UUP MICHELLE QUIST | 53 | 5.99% | |
| AUSTIN HEPWORTH | 31 | 3.50% | |
| LIB W. ANDREW MCCULLOUGH | 27 | 3.05% | |

STATE AUDITOR AUDITOR

Vote For 1

| | TOTAL | VOTE % | |
|-----------------------|-------|--------|--|
| REP TINA CANNON | 548 | 61.92% | |
| DEM CATHERINE VOUTAZ | 232 | 26.21% | |
| CON JEFFREY L. OSTLER | 48 | 5.42% | |

STATE TREASURER

Vote For 1

| | TOTAL | VOTE % | |
|-------------------|-------|--------|--|
| REP MARLO M. OAKS | 552 | 62.37% | |
| DEM NEIL A HANSEN | 226 | 25.54% | |
| UFP MILES POMEROY | 56 | 6.33% | |

UTAH SENATE DISTRICT 4

Vote For 1

| | TOTAL | VOTE % | |
|--------------------------|-------|--------|--|
| REP CALVIN RAY MUSSELMAN | 587 | 66.33% | |

UTAH HOUSE DISTRICT 12

Vote For 1

| | TOTAL | VOTE % | |
|-------------------|-------|--------|--|
| REP MIKE SCHULTZ | 583 | 65.88% | |
| DEM SHARON HILTON | 254 | 28.70% | |

COUNTY COMMISSION SEAT C

Vote For 1

| | TOTAL | VOTE % | |
|------------------------|-------|--------|--|
| REP JIM HARVEY | 524 | 59.21% | |
| DEM STEVEN VAN WAGONER | 247 | 27.91% | |
| LIB BRIAN K ROWLEY | 58 | 6.55% | |

COUNTY ASSESSOR

Vote For 1

| | TOTAL | VOTE % | |
|----------------------|-------|--------|--|
| REP JOHN E. ULIBARRI | 665 | 75.14% | |

ROY09

COUNTY RECORDER / SURVEYOR

Vote For 1

| | TOTAL | VOTE % | |
|-----------------------|-------|--------|--|
| REP BAHY RAHIMZADEGAN | 637 | 71.98% | |

COUNTY TREASURER

Vote For 1

| | TOTAL | VOTE % | |
|--------------------|-------|--------|--|
| REP LYNELLE JENSEN | 668 | 75.48% | |

WEBER SCHOOL BOARD DISTRICT 7

Vote For 1

| | TOTAL | VOTE % | |
|------------------|-------|--------|--|
| WYLE J. WILLIAMS | 623 | 70.40% | |

MATTHEW B. DURRANT

Vote For 1

| | TOTAL | VOTE % | |
|-----|-------|--------|--|
| Yes | 555 | 62.71% | |
| No | 166 | 18.76% | |

RYAN D. TENNEY

Vote For 1

| | TOTAL | VOTE % | |
|-----|-------|--------|--|
| Yes | 549 | 62.03% | |
| No | 163 | 18.42% | |

JOSEPH M. BEAN

Vote For 1

| | TOTAL | VOTE % | |
|-----|-------|--------|--|
| Yes | 538 | 60.79% | |
| No | 175 | 19.77% | |

RONALD G. RUSSELL

Vote For 1

| | TOTAL | VOTE % | |
|-----|-------|--------|--|
| Yes | 561 | 63.39% | |
| No | 153 | 17.29% | |

CRISTINA PATRICIA ORTEGA

Vote For 1

| | TOTAL | VOTE % | |
|-----|-------|--------|--|
| Yes | 539 | 60.90% | |
| No | 175 | 19.77% | |

ROY09

CRAIG HALL

Vote For 1

| | TOTAL | VOTE % | |
|-----|-------|--------|---|
| Yes | 543 | 61.36% |  |
| No | 166 | 18.76% |  |


MICHAEL DARIO DIREDA

Vote For 1

| | TOTAL | VOTE % | |
|-----|-------|--------|---|
| Yes | 556 | 62.82% |  |
| No | 157 | 17.74% |  |

TASHA WILLIAMS

Vote For 1

| | TOTAL | VOTE % | |
|-----|-------|--------|---|
| Yes | 554 | 62.60% |  |
| No | 157 | 17.74% |  |

CONSTITUTIONAL AMENDMENT B

Vote For 1

| | TOTAL | VOTE % | |
|---------|-------|--------|---|
| For | 537 | 60.68% |  |
| Against | 284 | 32.09% |  |

CONSTITUTIONAL AMENDMENT C

Vote For 1

| | TOTAL | VOTE % | |
|---------|-------|--------|---|
| For | 702 | 79.32% |  |
| Against | 119 | 13.45% |  |

BALLOT PROPOSITION 19

Vote For 1

| | TOTAL | VOTE % | |
|-----|-------|--------|---|
| Yes | 497 | 56.16% |  |
| No | 335 | 37.85% |  |

ROY10

Statistics TOTAL

| | |
|---------------------------|--------|
| Registered Voters - Total | 520 |
| Ballots Cast - Total | 423 |
| Voter Turnout - Total | 81.35% |

U.S. PRESIDENT / VICE PRESIDENT

Vote For 1

| | TOTAL | VOTE % | |
|-----------------------|-------|--------|--|
| REP DONALD J. TRUMP | 292 | 69.03% | |
| DEM KAMALA D. HARRIS | 103 | 24.35% | |
| LIB CHASE OLIVER | 8 | 1.89% | |
| CON JOEL SKOUSEN | 6 | 1.42% | |
| GRN JILL STEIN | 5 | 1.18% | |
| CORNEL RONALD WEST | 1 | 0.24% | |
| LUCIFER "JUSTIN CASE" | 1 | 0.24% | |
| CLAUDIA DE LA CRUZ | 0 | 0.00% | |
| Write-In Totals | 5 | 1.18% | |

U.S. SENATE

Vote For 1

| | TOTAL | VOTE % | |
|----------------------|-------|--------|--|
| REP JOHN CURTIS | 272 | 64.30% | |
| DEM CAROLINE GLEICH | 91 | 21.51% | |
| IAP CARLTON E. BOWEN | 29 | 6.86% | |
| Write-In Totals | 3 | 0.71% | |

U.S. HOUSE DISTRICT 1

Vote For 1

| | TOTAL | VOTE % | |
|----------------------|-------|--------|--|
| REP BLAKE D. MOORE | 274 | 64.78% | |
| DEM BILL CAMPBELL | 90 | 21.28% | |
| LIB DANIEL R. COTTAM | 26 | 6.15% | |

GOVERNOR / LT. GOVERNOR

Vote For 1

| | TOTAL | VOTE % | |
|----------------------|-------|--------|--|
| REP SPENCER J. COX | 226 | 53.43% | |
| DEM BRIAN SMITH KING | 70 | 16.55% | |
| LIB J. ROBERT LATHAM | 12 | 2.84% | |
| IAP TOMMY WILLIAMS | 7 | 1.65% | |
| TOM TOMENY | 3 | 0.71% | |
| Write-In Totals | 92 | 21.75% | |

ROY10

ATTORNEY GENERAL

Vote For 1

| | TOTAL | VOTE % | |
|--------------------------|-------|--------|--|
| REP DEREK BROWN | 265 | 62.65% | |
| DEM RUDY J BAUTISTA | 80 | 18.91% | |
| LIB W. ANDREW MCCULLOUGH | 16 | 3.78% | |
| AUSTIN HEPWORTH | 15 | 3.55% | |
| UUP MICHELLE QUIST | 14 | 3.31% | |

STATE AUDITOR AUDITOR

Vote For 1

| | TOTAL | VOTE % | |
|-----------------------|-------|--------|--|
| REP TINA CANNON | 280 | 66.19% | |
| DEM CATHERINE VOUTAZ | 80 | 18.91% | |
| CON JEFFREY L. OSTLER | 30 | 7.09% | |

STATE TREASURER

Vote For 1

| | TOTAL | VOTE % | |
|-------------------|-------|--------|--|
| REP MARLO M. OAKS | 290 | 68.56% | |
| DEM NEIL A HANSEN | 80 | 18.91% | |
| UFP MILES POMEROY | 21 | 4.96% | |

UTAH SENATE DISTRICT 4

Vote For 1

| | TOTAL | VOTE % | |
|--------------------------|-------|--------|--|
| REP CALVIN RAY MUSSELMAN | 283 | 66.90% | |

UTAH HOUSE DISTRICT 12

Vote For 1

| | TOTAL | VOTE % | |
|-------------------|-------|--------|--|
| REP MIKE SCHULTZ | 302 | 71.39% | |
| DEM SHARON HILTON | 95 | 22.46% | |

COUNTY COMMISSION SEAT C

Vote For 1

| | TOTAL | VOTE % | |
|------------------------|-------|--------|--|
| REP JIM HARVEY | 265 | 62.65% | |
| DEM STEVEN VAN WAGONER | 99 | 23.40% | |
| LIB BRIAN K ROWLEY | 30 | 7.09% | |

COUNTY ASSESSOR

Vote For 1

| | TOTAL | VOTE % | |
|----------------------|-------|--------|--|
| REP JOHN E. ULIBARRI | 322 | 76.12% | |

ROY10

COUNTY RECORDER / SURVEYOR

Vote For 1

| | TOTAL | VOTE % | |
|-----------------------|-------|--------|--|
| REP BAHY RAHIMZADEGAN | 313 | 74.00% | |

COUNTY TREASURER

Vote For 1

| | TOTAL | VOTE % | |
|--------------------|-------|--------|--|
| REP LYNELLE JENSEN | 322 | 76.12% | |

WEBER SCHOOL BOARD DISTRICT 7

Vote For 1

| | TOTAL | VOTE % | |
|------------------|-------|--------|--|
| WYLE J. WILLIAMS | 288 | 68.09% | |

MATTHEW B. DURRANT

Vote For 1

| | TOTAL | VOTE % | |
|-----|-------|--------|--|
| Yes | 244 | 57.68% | |
| No | 107 | 25.30% | |

RYAN D. TENNEY

Vote For 1

| | TOTAL | VOTE % | |
|-----|-------|--------|--|
| Yes | 244 | 57.68% | |
| No | 100 | 23.64% | |

JOSEPH M. BEAN

Vote For 1

| | TOTAL | VOTE % | |
|-----|-------|--------|--|
| Yes | 243 | 57.45% | |
| No | 98 | 23.17% | |

RONALD G. RUSSELL

Vote For 1

| | TOTAL | VOTE % | |
|-----|-------|--------|--|
| Yes | 252 | 59.57% | |
| No | 96 | 22.70% | |

CRISTINA PATRICIA ORTEGA

Vote For 1

| | TOTAL | VOTE % | |
|-----|-------|--------|--|
| Yes | 261 | 61.70% | |
| No | 92 | 21.75% | |

ROY10

CRAIG HALL

Vote For 1

| | TOTAL | VOTE % | |
|-----|-------|--------|---|
| Yes | 245 | 57.92% |  |
| No | 101 | 23.88% |  |

MICHAEL DARIO DIREDA

Vote For 1

| | TOTAL | VOTE % | |
|-----|-------|--------|---|
| Yes | 262 | 61.94% |  |
| No | 90 | 21.28% |  |

TASHA WILLIAMS

Vote For 1

| | TOTAL | VOTE % | |
|-----|-------|--------|---|
| Yes | 264 | 62.41% |  |
| No | 81 | 19.15% |  |

CONSTITUTIONAL AMENDMENT B

Vote For 1

| | TOTAL | VOTE % | |
|---------|-------|--------|---|
| For | 263 | 62.17% |  |
| Against | 124 | 29.31% |  |

CONSTITUTIONAL AMENDMENT C

Vote For 1

| | TOTAL | VOTE % | |
|---------|-------|--------|---|
| For | 326 | 77.07% |  |
| Against | 67 | 15.84% |  |

BALLOT PROPOSITION 19

Vote For 1

| | TOTAL | VOTE % | |
|-----|-------|--------|---|
| Yes | 239 | 56.50% |  |
| No | 156 | 36.88% |  |

ROY11

Statistics TOTAL

| | |
|---------------------------|--------|
| Registered Voters - Total | 1,060 |
| Ballots Cast - Total | 896 |
| Voter Turnout - Total | 84.53% |

U.S. PRESIDENT / VICE PRESIDENT

Vote For 1

| | TOTAL | VOTE % | |
|-----------------------|-------|--------|--|
| REP DONALD J. TRUMP | 608 | 67.86% | |
| DEM KAMALA D. HARRIS | 255 | 28.46% | |
| GRN JILL STEIN | 6 | 0.67% | |
| LIB CHASE OLIVER | 5 | 0.56% | |
| CON JOEL SKOUSEN | 2 | 0.22% | |
| CLAUDIA DE LA CRUZ | 1 | 0.11% | |
| CORNEL RONALD WEST | 0 | 0.00% | |
| LUCIFER "JUSTIN CASE" | 0 | 0.00% | |
| Write-In Totals | 11 | 1.23% | |

U.S. SENATE

Vote For 1

| | TOTAL | VOTE % | |
|----------------------|-------|--------|--|
| REP JOHN CURTIS | 572 | 63.84% | |
| DEM CAROLINE GLEICH | 213 | 23.77% | |
| IAP CARLTON E. BOWEN | 59 | 6.58% | |
| Write-In Totals | 5 | 0.56% | |

U.S. HOUSE DISTRICT 1

Vote For 1

| | TOTAL | VOTE % | |
|----------------------|-------|--------|--|
| REP BLAKE D. MOORE | 585 | 65.29% | |
| DEM BILL CAMPBELL | 212 | 23.66% | |
| LIB DANIEL R. COTTAM | 38 | 4.24% | |

GOVERNOR / LT. GOVERNOR






Vote For 1

| | TOTAL | VOTE % | |
|----------------------|-------|--------|--|
| REP SPENCER J. COX | 503 | 56.14% | |
| DEM BRIAN SMITH KING | 188 | 20.98% | |
| LIB J. ROBERT LATHAM | 38 | 4.24% | |
| IAP TOMMY WILLIAMS | 33 | 3.68% | |
| TOM TOMENY | 5 | 0.56% | |
| Write-In Totals | 102 | 11.38% | |

ROY11

ATTORNEY GENERAL

Vote For 1

| | TOTAL | VOTE % | |
|--------------------------|-------|--------|---|
| REP DEREK BROWN | 547 | 61.05% |  |
| DEM RUDY J BAUTISTA | 195 | 21.76% |  |
| UUP MICHELLE QUIST | 44 | 4.91% |  |
| LIB W. ANDREW MCCULLOUGH | 32 | 3.57% |  |
| AUSTIN HEPWORTH | 30 | 3.35% |  |




STATE AUDITOR AUDITOR

Vote For 1

| | TOTAL | VOTE % | |
|-----------------------|-------|--------|---|
| REP TINA CANNON | 570 | 63.62% |  |
| DEM CATHERINE VOUTAZ | 213 | 23.77% |  |
| CON JEFFREY L. OSTLER | 53 | 5.92% |  |

STATE TREASURER

Vote For 1

| | TOTAL | VOTE % | |
|-------------------|-------|--------|---|
| REP MARLO M. OAKS | 586 | 65.40% |  |
| DEM NEIL A HANSEN | 207 | 23.10% |  |
| UFP MILES POMEROY | 42 | 4.69% |  |

UTAH SENATE DISTRICT 4

Vote For 1

| | TOTAL | VOTE % | |
|--------------------------|-------|--------|---|
| REP CALVIN RAY MUSSELMAN | 577 | 64.40% |  |




UTAH HOUSE DISTRICT 12

Vote For 1

| | TOTAL | VOTE % | |
|-------------------|-------|--------|---|
| REP MIKE SCHULTZ | 598 | 66.74% |  |
| DEM SHARON HILTON | 255 | 28.46% |  |

COUNTY COMMISSION SEAT C

Vote For 1

| | TOTAL | VOTE % | |
|------------------------|-------|--------|---|
| REP JIM HARVEY | 536 | 59.82% |  |
| DEM STEVEN VAN WAGONER | 235 | 26.23% |  |
| LIB BRIAN K ROWLEY | 71 | 7.92% |  |

COUNTY ASSESSOR

Vote For 1

| | TOTAL | VOTE % | |
|----------------------|-------|--------|---|
| REP JOHN E. ULIBARRI | 672 | 75.00% |  |

ROY11

COUNTY RECORDER / SURVEYOR

Vote For 1

| | TOTAL | VOTE % | |
|-----------------------|-------|--------|--|
| REP BAHY RAHIMZADEGAN | 647 | 72.21% | <div style="width: 72.21%;"><div style="width: 72.21%;"></div></div> |

COUNTY TREASURER

Vote For 1

| | TOTAL | VOTE % | |
|--------------------|-------|--------|--|
| REP LYNELLE JENSEN | 669 | 74.67% | <div style="width: 74.67%;"><div style="width: 74.67%;"></div></div> |

WEBER SCHOOL BOARD DISTRICT 7

Vote For 1

| | TOTAL | VOTE % | |
|------------------|-------|--------|--|
| WYLE J. WILLIAMS | 607 | 67.75% | <div style="width: 67.75%;"><div style="width: 67.75%;"></div></div> |

MATTHEW B. DURRANT

Vote For 1

| | TOTAL | VOTE % | |
|-----|-------|--------|--|
| Yes | 534 | 59.60% | <div style="width: 59.60%;"><div style="width: 59.60%;"></div></div> |
| No | 183 | 20.42% | <div style="width: 20.42%;"><div style="width: 20.42%;"></div></div> |

RYAN D. TENNEY

Vote For 1

| | TOTAL | VOTE % | |
|-----|-------|--------|--|
| Yes | 516 | 57.59% | <div style="width: 57.59%;"><div style="width: 57.59%;"></div></div> |
| No | 190 | 21.21% | <div style="width: 21.21%;"><div style="width: 21.21%;"></div></div> |

JOSEPH M. BEAN

Vote For 1

| | TOTAL | VOTE % | |
|-----|-------|--------|--|
| Yes | 506 | 56.47% | <div style="width: 56.47%;"><div style="width: 56.47%;"></div></div> |
| No | 203 | 22.66% | <div style="width: 22.66%;"><div style="width: 22.66%;"></div></div> |

RONALD G. RUSSELL

Vote For 1

| | TOTAL | VOTE % | |
|-----|-------|--------|--|
| Yes | 530 | 59.15% | <div style="width: 59.15%;"><div style="width: 59.15%;"></div></div> |
| No | 180 | 20.09% | <div style="width: 20.09%;"><div style="width: 20.09%;"></div></div> |

CRISTINA PATRICIA ORTEGA

Vote For 1

| | TOTAL | VOTE % | |
|-----|-------|--------|--|
| Yes | 518 | 57.81% | <div style="width: 57.81%;"><div style="width: 57.81%;"></div></div> |
| No | 196 | 21.88% | <div style="width: 21.88%;"><div style="width: 21.88%;"></div></div> |

ROY11

CRAIG HALL

Vote For 1

| | TOTAL | VOTE % | |
|-----|-------|--------|---|
| Yes | 506 | 56.47% |  |
| No | 202 | 22.54% |  |

MICHAEL DARIO DIREDA

Vote For 1

| | TOTAL | VOTE % | |
|-----|-------|--------|---|
| Yes | 520 | 58.04% |  |
| No | 190 | 21.21% |  |

TASHA WILLIAMS

Vote For 1

| | TOTAL | VOTE % | |
|-----|-------|--------|---|
| Yes | 532 | 59.38% |  |
| No | 178 | 19.87% |  |

CONSTITUTIONAL AMENDMENT B

Vote For 1

| | TOTAL | VOTE % | |
|---------|-------|--------|---|
| For | 507 | 56.58% |  |
| Against | 310 | 34.60% |  |

CONSTITUTIONAL AMENDMENT C

Vote For 1

| | TOTAL | VOTE % | |
|---------|-------|--------|---|
| For | 692 | 77.23% |  |
| Against | 139 | 15.51% |  |

BALLOT PROPOSITION 19

Vote For 1

| | TOTAL | VOTE % | |
|-----|-------|--------|---|
| Yes | 516 | 57.59% |  |
| No | 323 | 36.05% |  |

ROY12

Statistics TOTAL

| | |
|---------------------------|--------|
| Registered Voters - Total | 743 |
| Ballots Cast - Total | 605 |
| Voter Turnout - Total | 81.43% |

U.S. PRESIDENT / VICE PRESIDENT

Vote For 1

| | TOTAL | VOTE % | |
|-----------------------|-------|--------|--|
| REP DONALD J. TRUMP | 326 | 53.88% | <div style="width: 53.88%;"><div style="width: 53.88%;"></div></div> |
| DEM KAMALA D. HARRIS | 252 | 41.65% | <div style="width: 41.65%;"><div style="width: 41.65%;"></div></div> |
| CON JOEL SKOUSEN | 6 | 0.99% | <div style="width: 0.99%;"><div style="width: 0.99%;"></div></div> |
| LIB CHASE OLIVER | 4 | 0.66% | <div style="width: 0.66%;"><div style="width: 0.66%;"></div></div> |
| CORNEL RONALD WEST | 3 | 0.50% | <div style="width: 0.50%;"><div style="width: 0.50%;"></div></div> |
| GRN JILL STEIN | 3 | 0.50% | <div style="width: 0.50%;"><div style="width: 0.50%;"></div></div> |
| LUCIFER "JUSTIN CASE" | 1 | 0.17% | <div style="width: 0.17%;"><div style="width: 0.17%;"></div></div> |
| CLAUDIA DE LA CRUZ | 1 | 0.17% | <div style="width: 0.17%;"><div style="width: 0.17%;"></div></div> |
| Write-In Totals | 4 | 0.66% | <div style="width: 0.66%;"><div style="width: 0.66%;"></div></div> |

U.S. SENATE

Vote For 1

| | TOTAL | VOTE % | |
|----------------------|-------|--------|--|
| REP JOHN CURTIS | 323 | 53.39% | <div style="width: 53.39%;"><div style="width: 53.39%;"></div></div> |
| DEM CAROLINE GLEICH | 226 | 37.36% | <div style="width: 37.36%;"><div style="width: 37.36%;"></div></div> |
| IAP CARLTON E. BOWEN | 30 | 4.96% | <div style="width: 4.96%;"><div style="width: 4.96%;"></div></div> |
| Write-In Totals | 5 | 0.83% | <div style="width: 0.83%;"><div style="width: 0.83%;"></div></div> |

U.S. HOUSE DISTRICT 1

Vote For 1

| | TOTAL | VOTE % | |
|----------------------|-------|--------|--|
| REP BLAKE D. MOORE | 341 | 56.36% | <div style="width: 56.36%;"><div style="width: 56.36%;"></div></div> |
| DEM BILL CAMPBELL | 204 | 33.72% | <div style="width: 33.72%;"><div style="width: 33.72%;"></div></div> |
| LIB DANIEL R. COTTAM | 32 | 5.29% | <div style="width: 5.29%;"><div style="width: 5.29%;"></div></div> |

GOVERNOR / LT. GOVERNOR

Vote For 1

| | TOTAL | VOTE % | |
|----------------------|-------|--------|--|
| REP SPENCER J. COX | 294 | 48.60% | <div style="width: 48.60%;"><div style="width: 48.60%;"></div></div> |
| DEM BRIAN SMITH KING | 196 | 32.40% | <div style="width: 32.40%;"><div style="width: 32.40%;"></div></div> |
| LIB J. ROBERT LATHAM | 21 | 3.47% | <div style="width: 3.47%;"><div style="width: 3.47%;"></div></div> |
| IAP TOMMY WILLIAMS | 13 | 2.15% | <div style="width: 2.15%;"><div style="width: 2.15%;"></div></div> |
| TOM TOMENY | 6 | 0.99% | <div style="width: 0.99%;"><div style="width: 0.99%;"></div></div> |
| Write-In Totals | 60 | 9.92% | <div style="width: 9.92%;"><div style="width: 9.92%;"></div></div> |

ROY12

ATTORNEY GENERAL

Vote For 1

| | TOTAL | VOTE % | |
|--------------------------|-------|--------|--|
| REP DEREK BROWN | 315 | 52.07% | <div style="width: 52.07%;"><div style="width: 52.07%;"></div></div> |
| DEM RUDY J BAUTISTA | 178 | 29.42% | <div style="width: 29.42%;"><div style="width: 29.42%;"></div></div> |
| UUP MICHELLE QUIST | 35 | 5.79% | <div style="width: 5.79%;"><div style="width: 5.79%;"></div></div> |
| AUSTIN HEPWORTH | 31 | 5.12% | <div style="width: 5.12%;"><div style="width: 5.12%;"></div></div> |
| LIB W. ANDREW MCCULLOUGH | 23 | 3.80% | <div style="width: 3.80%;"><div style="width: 3.80%;"></div></div> |

STATE AUDITOR AUDITOR

Vote For 1

| | TOTAL | VOTE % | |
|-----------------------|-------|--------|--|
| REP TINA CANNON | 347 | 57.36% | <div style="width: 57.36%;"><div style="width: 57.36%;"></div></div> |
| DEM CATHERINE VOUTAZ | 204 | 33.72% | <div style="width: 33.72%;"><div style="width: 33.72%;"></div></div> |
| CON JEFFREY L. OSTLER | 22 | 3.64% | <div style="width: 3.64%;"><div style="width: 3.64%;"></div></div> |

STATE TREASURER

Vote For 1

| | TOTAL | VOTE % | |
|-------------------|-------|--------|--|
| REP MARLO M. OAKS | 334 | 55.21% | <div style="width: 55.21%;"><div style="width: 55.21%;"></div></div> |
| DEM NEIL A HANSEN | 206 | 34.05% | <div style="width: 34.05%;"><div style="width: 34.05%;"></div></div> |
| UFP MILES POMEROY | 32 | 5.29% | <div style="width: 5.29%;"><div style="width: 5.29%;"></div></div> |

UTAH SENATE DISTRICT 4

Vote For 1

| | TOTAL | VOTE % | |
|--------------------------|-------|--------|--|
| REP CALVIN RAY MUSSELMAN | 390 | 64.46% | <div style="width: 64.46%;"><div style="width: 64.46%;"></div></div> |

UTAH HOUSE DISTRICT 12

Vote For 1

| | TOTAL | VOTE % | |
|-------------------|-------|--------|--|
| REP MIKE SCHULTZ | 353 | 58.35% | <div style="width: 58.35%;"><div style="width: 58.35%;"></div></div> |
| DEM SHARON HILTON | 230 | 38.02% | <div style="width: 38.02%;"><div style="width: 38.02%;"></div></div> |

COUNTY COMMISSION SEAT C

Vote For 1

| | TOTAL | VOTE % | |
|------------------------|-------|--------|--|
| REP JIM HARVEY | 317 | 52.40% | <div style="width: 52.40%;"><div style="width: 52.40%;"></div></div> |
| DEM STEVEN VAN WAGONER | 220 | 36.36% | <div style="width: 36.36%;"><div style="width: 36.36%;"></div></div> |
| LIB BRIAN K ROWLEY | 41 | 6.78% | <div style="width: 6.78%;"><div style="width: 6.78%;"></div></div> |

COUNTY ASSESSOR

Vote For 1

| | TOTAL | VOTE % | |
|----------------------|-------|--------|--|
| REP JOHN E. ULIBARRI | 443 | 73.22% | <div style="width: 73.22%;"><div style="width: 73.22%;"></div></div> |

ROY12

COUNTY RECORDER / SURVEYOR

Vote For 1

| | TOTAL | VOTE % | |
|-----------------------|-------|--------|---|
| REP BAHY RAHIMZADEGAN | 436 | 72.07% |  |

COUNTY TREASURER

Vote For 1

| | TOTAL | VOTE % | |
|--------------------|-------|--------|---|
| REP LYNELLE JENSEN | 451 | 74.55% |  |

WEBER SCHOOL BOARD DISTRICT 5

Vote For 1

| | TOTAL | VOTE % | |
|------------------|-------|--------|---|
| DOUGLAS R. HURST | 425 | 70.25% |  |

MATTHEW B. DURRANT

Vote For 1

| | TOTAL | VOTE % | |
|-----|-------|--------|---|
| Yes | 386 | 63.80% |  |
| No | 126 | 20.83% |  |

RYAN D. TENNEY

Vote For 1

| | TOTAL | VOTE % | |
|-----|-------|--------|---|
| Yes | 371 | 61.32% |  |
| No | 129 | 21.32% |  |

JOSEPH M. BEAN

Vote For 1

| | TOTAL | VOTE % | |
|-----|-------|--------|---|
| Yes | 372 | 61.49% |  |
| No | 132 | 21.82% |  |

RONALD G. RUSSELL

Vote For 1

| | TOTAL | VOTE % | |
|-----|-------|--------|---|
| Yes | 385 | 63.64% |  |
| No | 115 | 19.01% |  |

CRISTINA PATRICIA ORTEGA

Vote For 1

| | TOTAL | VOTE % | |
|-----|-------|--------|---|
| Yes | 395 | 65.29% |  |
| No | 113 | 18.68% |  |

ROY12

CRAIG HALL

Vote For 1

| | TOTAL | VOTE % | |
|-----|-------|--------|---|
| Yes | 359 | 59.34% |  |
| No | 143 | 23.64% |  |

MICHAEL DARIO DIREDA

Vote For 1

| | TOTAL | VOTE % | |
|-----|-------|--------|---|
| Yes | 379 | 62.64% |  |
| No | 123 | 20.33% |  |

TASHA WILLIAMS

Vote For 1

| | TOTAL | VOTE % | |
|-----|-------|--------|---|
| Yes | 396 | 65.45% |  |
| No | 108 | 17.85% |  |

CONSTITUTIONAL AMENDMENT B

Vote For 1

| | TOTAL | VOTE % | |
|---------|-------|--------|---|
| For | 393 | 64.96% |  |
| Against | 173 | 28.60% |  |

CONSTITUTIONAL AMENDMENT C

Vote For 1

| | TOTAL | VOTE % | |
|---------|-------|--------|---|
| For | 480 | 79.34% |  |
| Against | 91 | 15.04% |  |

BALLOT PROPOSITION 19

Vote For 1

| | TOTAL | VOTE % | |
|-----|-------|--------|---|
| Yes | 393 | 64.96% |  |
| No | 178 | 29.42% |  |

ROY13

Statistics TOTAL

| | |
|---------------------------|--------|
| Registered Voters - Total | 604 |
| Ballots Cast - Total | 507 |
| Voter Turnout - Total | 83.94% |

U.S. PRESIDENT / VICE PRESIDENT

Vote For 1

| | TOTAL | VOTE % | |
|-----------------------|-------|--------|---|
| REP DONALD J. TRUMP | 315 | 62.13% | <div style="width: 62.13%; height: 10px; background-color: #ffc107;"></div> |
| DEM KAMALA D. HARRIS | 168 | 33.14% | <div style="width: 33.14%; height: 10px; background-color: #ffc107;"></div> |
| LIB CHASE OLIVER | 6 | 1.18% | <div style="width: 1.18%; height: 10px; background-color: #ffc107;"></div> |
| CON JOEL SKOUSEN | 5 | 0.99% | <div style="width: 0.99%; height: 10px; background-color: #ffc107;"></div> |
| LUCIFER "JUSTIN CASE" | 2 | 0.39% | <div style="width: 0.39%; height: 10px; background-color: #ffc107;"></div> |
| GRN JILL STEIN | 2 | 0.39% | <div style="width: 0.39%; height: 10px; background-color: #ffc107;"></div> |
| CLAUDIA DE LA CRUZ | 1 | 0.20% | <div style="width: 0.20%; height: 10px; background-color: #ffc107;"></div> |
| CORNEL RONALD WEST | 0 | 0.00% | <div style="width: 0.00%; height: 10px; background-color: #ffc107;"></div> |
| Write-In Totals | 4 | 0.79% | <div style="width: 0.79%; height: 10px; background-color: #ffc107;"></div> |

U.S. SENATE

Vote For 1

| | TOTAL | VOTE % | |
|----------------------|-------|--------|---|
| REP JOHN CURTIS | 290 | 57.20% | <div style="width: 57.20%; height: 10px; background-color: #ffc107;"></div> |
| DEM CAROLINE GLEICH | 145 | 28.60% | <div style="width: 28.60%; height: 10px; background-color: #ffc107;"></div> |
| IAP CARLTON E. BOWEN | 42 | 8.28% | <div style="width: 8.28%; height: 10px; background-color: #ffc107;"></div> |
| Write-In Totals | 6 | 1.18% | <div style="width: 1.18%; height: 10px; background-color: #ffc107;"></div> |

U.S. HOUSE DISTRICT 1

Vote For 1

| | TOTAL | VOTE % | |
|----------------------|-------|--------|---|
| REP BLAKE D. MOORE | 314 | 61.93% | <div style="width: 61.93%; height: 10px; background-color: #ffc107;"></div> |
| DEM BILL CAMPBELL | 137 | 27.02% | <div style="width: 27.02%; height: 10px; background-color: #ffc107;"></div> |
| LIB DANIEL R. COTTAM | 28 | 5.52% | <div style="width: 5.52%; height: 10px; background-color: #ffc107;"></div> |

GOVERNOR / LT. GOVERNOR

Vote For 1

| | TOTAL | VOTE % | |
|----------------------|-------|--------|---|
| REP SPENCER J. COX | 265 | 52.27% | <div style="width: 52.27%; height: 10px; background-color: #ffc107;"></div> |
| DEM BRIAN SMITH KING | 126 | 24.85% | <div style="width: 24.85%; height: 10px; background-color: #ffc107;"></div> |
| LIB J. ROBERT LATHAM | 17 | 3.35% | <div style="width: 3.35%; height: 10px; background-color: #ffc107;"></div> |
| IAP TOMMY WILLIAMS | 16 | 3.16% | <div style="width: 3.16%; height: 10px; background-color: #ffc107;"></div> |
| TOM TOMENY | 4 | 0.79% | <div style="width: 0.79%; height: 10px; background-color: #ffc107;"></div> |
| Write-In Totals | 62 | 12.23% | <div style="width: 12.23%; height: 10px; background-color: #ffc107;"></div> |

ROY13

ATTORNEY GENERAL

Vote For 1

| | TOTAL | VOTE % | |
|--------------------------|-------|--------|--|
| REP DEREK BROWN | 286 | 56.41% | <div style="width: 56.41%;"><div style="width: 56.41%;"></div></div> |
| DEM RUDY J BAUTISTA | 130 | 25.64% | <div style="width: 25.64%;"><div style="width: 25.64%;"></div></div> |
| LIB W. ANDREW MCCULLOUGH | 24 | 4.73% | <div style="width: 4.73%;"><div style="width: 4.73%;"></div></div> |
| UUP MICHELLE QUIST | 21 | 4.14% | <div style="width: 4.14%;"><div style="width: 4.14%;"></div></div> |
| AUSTIN HEPWORTH | 17 | 3.35% | <div style="width: 3.35%;"><div style="width: 3.35%;"></div></div> |

STATE AUDITOR AUDITOR

Vote For 1

| | TOTAL | VOTE % | |
|-----------------------|-------|--------|--|
| REP TINA CANNON | 308 | 60.75% | <div style="width: 60.75%;"><div style="width: 60.75%;"></div></div> |
| DEM CATHERINE VOUTAZ | 135 | 26.63% | <div style="width: 26.63%;"><div style="width: 26.63%;"></div></div> |
| CON JEFFREY L. OSTLER | 27 | 5.33% | <div style="width: 5.33%;"><div style="width: 5.33%;"></div></div> |

STATE TREASURER

Vote For 1

| | TOTAL | VOTE % | |
|-------------------|-------|--------|--|
| REP MARLO M. OAKS | 297 | 58.58% | <div style="width: 58.58%;"><div style="width: 58.58%;"></div></div> |
| DEM NEIL A HANSEN | 143 | 28.21% | <div style="width: 28.21%;"><div style="width: 28.21%;"></div></div> |
| UFP MILES POMEROY | 30 | 5.92% | <div style="width: 5.92%;"><div style="width: 5.92%;"></div></div> |

UTAH SENATE DISTRICT 4

Vote For 1

| | TOTAL | VOTE % | |
|--------------------------|-------|--------|--|
| REP CALVIN RAY MUSSELMAN | 320 | 63.12% | <div style="width: 63.12%;"><div style="width: 63.12%;"></div></div> |

UTAH HOUSE DISTRICT 12

Vote For 1

| | TOTAL | VOTE % | |
|-------------------|-------|--------|--|
| REP MIKE SCHULTZ | 314 | 61.93% | <div style="width: 61.93%;"><div style="width: 61.93%;"></div></div> |
| DEM SHARON HILTON | 162 | 31.95% | <div style="width: 31.95%;"><div style="width: 31.95%;"></div></div> |

COUNTY COMMISSION SEAT C

Vote For 1

| | TOTAL | VOTE % | |
|------------------------|-------|--------|--|
| REP JIM HARVEY | 287 | 56.61% | <div style="width: 56.61%;"><div style="width: 56.61%;"></div></div> |
| DEM STEVEN VAN WAGONER | 160 | 31.56% | <div style="width: 31.56%;"><div style="width: 31.56%;"></div></div> |
| LIB BRIAN K ROWLEY | 30 | 5.92% | <div style="width: 5.92%;"><div style="width: 5.92%;"></div></div> |

COUNTY ASSESSOR

Vote For 1

| | TOTAL | VOTE % | |
|----------------------|-------|--------|--|
| REP JOHN E. ULIBARRI | 379 | 74.75% | <div style="width: 74.75%;"><div style="width: 74.75%;"></div></div> |

ROY13

COUNTY RECORDER / SURVEYOR

Vote For 1

| | TOTAL | VOTE % | |
|-----------------------|-------|--------|--|
| REP BAHY RAHIMZADEGAN | 376 | 74.16% | |

COUNTY TREASURER

Vote For 1

| | TOTAL | VOTE % | |
|--------------------|-------|--------|--|
| REP LYNELLE JENSEN | 389 | 76.73% | |

WEBER SCHOOL BOARD DISTRICT 5

Vote For 1

| | TOTAL | VOTE % | |
|------------------|-------|--------|--|
| DOUGLAS R. HURST | 377 | 74.36% | |

MATTHEW B. DURRANT

Vote For 1

| | TOTAL | VOTE % | |
|-----|-------|--------|--|
| Yes | 331 | 65.29% | |
| No | 80 | 15.78% | |

RYAN D. TENNEY

Vote For 1

| | TOTAL | VOTE % | |
|-----|-------|--------|--|
| Yes | 324 | 63.91% | |
| No | 80 | 15.78% | |

JOSEPH M. BEAN

Vote For 1

| | TOTAL | VOTE % | |
|-----|-------|--------|--|
| Yes | 315 | 62.13% | |
| No | 92 | 18.15% | |

RONALD G. RUSSELL

Vote For 1

| | TOTAL | VOTE % | |
|-----|-------|--------|--|
| Yes | 320 | 63.12% | |
| No | 83 | 16.37% | |

CRISTINA PATRICIA ORTEGA

Vote For 1

| | TOTAL | VOTE % | |
|-----|-------|--------|--|
| Yes | 323 | 63.71% | |
| No | 86 | 16.96% | |

ROY13


CRAIG HALL

Vote For 1

| | TOTAL | VOTE % | |
|-----|-------|--------|---|
| Yes | 306 | 60.36% |  |
| No | 94 | 18.54% |  |

MICHAEL DARIO DIREDA

Vote For 1

| | TOTAL | VOTE % | |
|-----|-------|--------|---|
| Yes | 328 | 64.69% |  |
| No | 80 | 15.78% |  |

TASHA WILLIAMS

Vote For 1

| | TOTAL | VOTE % | |
|-----|-------|--------|---|
| Yes | 331 | 65.29% |  |
| No | 74 | 14.60% |  |

CONSTITUTIONAL AMENDMENT B

Vote For 1

| | TOTAL | VOTE % | |
|---------|-------|--------|---|
| For | 308 | 60.75% |  |
| Against | 165 | 32.54% |  |

CONSTITUTIONAL AMENDMENT C

Vote For 1

| | TOTAL | VOTE % | |
|---------|-------|--------|---|
| For | 375 | 73.96% |  |
| Against | 94 | 18.54% |  |

BALLOT PROPOSITION 19

Vote For 1

| | TOTAL | VOTE % | |
|-----|-------|--------|---|
| Yes | 312 | 61.54% |  |
| No | 164 | 32.35% |  |

ROY14

Statistics TOTAL

| | |
|---------------------------|--------|
| Registered Voters - Total | 336 |
| Ballots Cast - Total | 258 |
| Voter Turnout - Total | 76.79% |

U.S. PRESIDENT / VICE PRESIDENT

Vote For 1

| | TOTAL | VOTE % | |
|-----------------------|-------|--------|--|
| REP DONALD J. TRUMP | 140 | 54.26% | |
| DEM KAMALA D. HARRIS | 112 | 43.41% | |
| CON JOEL SKOUSEN | 3 | 1.16% | |
| LIB CHASE OLIVER | 2 | 0.78% | |
| CLAUDIA DE LA CRUZ | 1 | 0.39% | |
| CORNEL RONALD WEST | 0 | 0.00% | |
| LUCIFER "JUSTIN CASE" | 0 | 0.00% | |
| GRN JILL STEIN | 0 | 0.00% | |
| Write-In Totals | 0 | 0.00% | |

U.S. SENATE

Vote For 1

| | TOTAL | VOTE % | |
|----------------------|-------|--------|--|
| REP JOHN CURTIS | 142 | 55.04% | |
| DEM CAROLINE GLEICH | 94 | 36.43% | |
| IAP CARLTON E. BOWEN | 12 | 4.65% | |
| Write-In Totals | 1 | 0.39% | |

U.S. HOUSE DISTRICT 1

Vote For 1

| | TOTAL | VOTE % | |
|----------------------|-------|--------|--|
| REP BLAKE D. MOORE | 139 | 53.88% | |
| DEM BILL CAMPBELL | 92 | 35.66% | |
| LIB DANIEL R. COTTAM | 11 | 4.26% | |

GOVERNOR / LT. GOVERNOR

Vote For 1

| | TOTAL | VOTE % | |
|----------------------|-------|--------|--|
| REP SPENCER J. COX | 129 | 50.00% | |
| DEM BRIAN SMITH KING | 84 | 32.56% | |
| IAP TOMMY WILLIAMS | 8 | 3.10% | |
| LIB J. ROBERT LATHAM | 7 | 2.71% | |
| TOM TOMENY | 2 | 0.78% | |
| Write-In Totals | 19 | 7.36% | |

ROY14

ATTORNEY GENERAL

Vote For 1

| | TOTAL | VOTE % | |
|--------------------------|-------|--------|--|
| REP DEREK BROWN | 141 | 54.65% | <div style="width: 54.65%;"><div style="width: 54.65%;"></div></div> |
| DEM RUDY J BAUTISTA | 73 | 28.29% | <div style="width: 28.29%;"><div style="width: 28.29%;"></div></div> |
| UUP MICHELLE QUIST | 16 | 6.20% | <div style="width: 6.20%;"><div style="width: 6.20%;"></div></div> |
| LIB W. ANDREW MCCULLOUGH | 11 | 4.26% | <div style="width: 4.26%;"><div style="width: 4.26%;"></div></div> |
| AUSTIN HEPWORTH | 7 | 2.71% | <div style="width: 2.71%;"><div style="width: 2.71%;"></div></div> |

STATE AUDITOR AUDITOR

Vote For 1

| | TOTAL | VOTE % | |
|-----------------------|-------|--------|--|
| REP TINA CANNON | 142 | 55.04% | <div style="width: 55.04%;"><div style="width: 55.04%;"></div></div> |
| DEM CATHERINE VOUTAZ | 90 | 34.88% | <div style="width: 34.88%;"><div style="width: 34.88%;"></div></div> |
| CON JEFFREY L. OSTLER | 7 | 2.71% | <div style="width: 2.71%;"><div style="width: 2.71%;"></div></div> |

STATE TREASURER

Vote For 1

| | TOTAL | VOTE % | |
|-------------------|-------|--------|--|
| REP MARLO M. OAKS | 145 | 56.20% | <div style="width: 56.20%;"><div style="width: 56.20%;"></div></div> |
| DEM NEIL A HANSEN | 84 | 32.56% | <div style="width: 32.56%;"><div style="width: 32.56%;"></div></div> |
| UFP MILES POMEROY | 13 | 5.04% | <div style="width: 5.04%;"><div style="width: 5.04%;"></div></div> |

UTAH HOUSE DISTRICT 11

Vote For 1

| | TOTAL | VOTE % | |
|---------------|-------|--------|--|
| REP KATY HALL | 169 | 65.50% | <div style="width: 65.50%;"><div style="width: 65.50%;"></div></div> |

COUNTY COMMISSION SEAT C

Vote For 1

| | TOTAL | VOTE % | |
|------------------------|-------|--------|--|
| REP JIM HARVEY | 135 | 52.33% | <div style="width: 52.33%;"><div style="width: 52.33%;"></div></div> |
| DEM STEVEN VAN WAGONER | 96 | 37.21% | <div style="width: 37.21%;"><div style="width: 37.21%;"></div></div> |
| LIB BRIAN K ROWLEY | 16 | 6.20% | <div style="width: 6.20%;"><div style="width: 6.20%;"></div></div> |

COUNTY ASSESSOR

Vote For 1

| | TOTAL | VOTE % | |
|----------------------|-------|--------|--|
| REP JOHN E. ULIBARRI | 183 | 70.93% | <div style="width: 70.93%;"><div style="width: 70.93%;"></div></div> |

COUNTY RECORDER / SURVEYOR

Vote For 1

| | TOTAL | VOTE % | |
|-----------------------|-------|--------|--|
| REP BAHY RAHIMZADEGAN | 175 | 67.83% | <div style="width: 67.83%;"><div style="width: 67.83%;"></div></div> |

ROY14

COUNTY TREASURER

Vote For 1

| | TOTAL | VOTE % | |
|--------------------|-------|--------|---|
| REP LYNELLE JENSEN | 181 | 70.16% |  |


WEBER SCHOOL BOARD DISTRICT 5

Vote For 1

| | TOTAL | VOTE % | |
|------------------|-------|--------|---|
| DOUGLAS R. HURST | 165 | 63.95% |  |

MATTHEW B. DURRANT

Vote For 1

| | TOTAL | VOTE % | |
|-----|-------|--------|---|
| Yes | 151 | 58.53% |  |
| No | 60 | 23.26% |  |

RYAN D. TENNEY

Vote For 1

| | TOTAL | VOTE % | |
|-----|-------|--------|---|
| Yes | 159 | 61.63% |  |
| No | 48 | 18.60% |  |


JOSEPH M. BEAN

Vote For 1

| | TOTAL | VOTE % | |
|-----|-------|--------|---|
| Yes | 155 | 60.08% |  |
| No | 55 | 21.32% |  |

RONALD G. RUSSELL

Vote For 1

| | TOTAL | VOTE % | |
|-----|-------|--------|---|
| Yes | 157 | 60.85% |  |
| No | 50 | 19.38% |  |



CRISTINA PATRICIA ORTEGA

Vote For 1

| | TOTAL | VOTE % | |
|-----|-------|--------|---|
| Yes | 162 | 62.79% |  |
| No | 47 | 18.22% |  |

CRAIG HALL

Vote For 1

| | TOTAL | VOTE % | |
|-----|-------|--------|---|
| Yes | 154 | 59.69% |  |
| No | 54 | 20.93% |  |

ROY14

MICHAEL DARIO DIREDA

Vote For 1

| | TOTAL | VOTE % | |
|-----|-------|--------|---|
| Yes | 161 | 62.40% |  |
| No | 46 | 17.83% |  |

TASHA WILLIAMS

Vote For 1

| | TOTAL | VOTE % | |
|-----|-------|--------|---|
| Yes | 167 | 64.73% |  |
| No | 41 | 15.89% |  |

CONSTITUTIONAL AMENDMENT B

Vote For 1

| | TOTAL | VOTE % | |
|---------|-------|--------|---|
| For | 176 | 68.22% |  |
| Against | 65 | 25.19% |  |

CONSTITUTIONAL AMENDMENT C

Vote For 1

| | TOTAL | VOTE % | |
|---------|-------|--------|---|
| For | 203 | 78.68% |  |
| Against | 33 | 12.79% |  |

BALLOT PROPOSITION 19

Vote For 1

| | TOTAL | VOTE % | |
|-----|-------|--------|---|
| Yes | 170 | 65.89% |  |
| No | 70 | 27.13% |  |

ROY15

Statistics TOTAL

| | |
|---------------------------|--------|
| Registered Voters - Total | 760 |
| Ballots Cast - Total | 593 |
| Voter Turnout - Total | 78.03% |

U.S. PRESIDENT / VICE PRESIDENT

Vote For 1

| | TOTAL | VOTE % | |
|-----------------------|-------|--------|--|
| REP DONALD J. TRUMP | 369 | 62.23% | |
| DEM KAMALA D. HARRIS | 195 | 32.88% | |
| LIB CHASE OLIVER | 6 | 1.01% | |
| CON JOEL SKOUSEN | 5 | 0.84% | |
| GRN JILL STEIN | 4 | 0.67% | |
| LUCIFER "JUSTIN CASE" | 2 | 0.34% | |
| CORNEL RONALD WEST | 1 | 0.17% | |
| CLAUDIA DE LA CRUZ | 0 | 0.00% | |
| Write-In Totals | 4 | 0.67% | |

U.S. SENATE

Vote For 1

| | TOTAL | VOTE % | |
|----------------------|-------|--------|--|
| REP JOHN CURTIS | 344 | 58.01% | |
| DEM CAROLINE GLEICH | 184 | 31.03% | |
| IAP CARLTON E. BOWEN | 41 | 6.91% | |
| Write-In Totals | 0 | 0.00% | |

U.S. HOUSE DISTRICT 1

Vote For 1

| | TOTAL | VOTE % | |
|----------------------|-------|--------|--|
| REP BLAKE D. MOORE | 365 | 61.55% | |
| DEM BILL CAMPBELL | 176 | 29.68% | |
| LIB DANIEL R. COTTAM | 25 | 4.22% | |

GOVERNOR / LT. GOVERNOR

Vote For 1

| | TOTAL | VOTE % | |
|----------------------|-------|--------|--|
| REP SPENCER J. COX | 296 | 49.92% | |
| DEM BRIAN SMITH KING | 144 | 24.28% | |
| LIB J. ROBERT LATHAM | 11 | 1.86% | |
| IAP TOMMY WILLIAMS | 10 | 1.69% | |
| TOM TOMENY | 4 | 0.67% | |
| Write-In Totals | 109 | 18.38% | |

ROY15

ATTORNEY GENERAL

Vote For 1

| | TOTAL | VOTE % | |
|--------------------------|-------|--------|--|
| REP DEREK BROWN | 338 | 57.00% | <div style="width: 57%;"><div style="width: 57%;"></div></div> |
| DEM RUDY J BAUTISTA | 151 | 25.46% | <div style="width: 25%;"><div style="width: 25%;"></div></div> |
| AUSTIN HEPWORTH | 35 | 5.90% | <div style="width: 6%;"><div style="width: 6%;"></div></div> |
| UUP MICHELLE QUIST | 25 | 4.22% | <div style="width: 4%;"><div style="width: 4%;"></div></div> |
| LIB W. ANDREW MCCULLOUGH | 15 | 2.53% | <div style="width: 3%;"><div style="width: 3%;"></div></div> |

STATE AUDITOR AUDITOR

Vote For 1

| | TOTAL | VOTE % | |
|-----------------------|-------|--------|--|
| REP TINA CANNON | 351 | 59.19% | <div style="width: 59%;"><div style="width: 59%;"></div></div> |
| DEM CATHERINE VOUTAZ | 170 | 28.67% | <div style="width: 29%;"><div style="width: 29%;"></div></div> |
| CON JEFFREY L. OSTLER | 36 | 6.07% | <div style="width: 6%;"><div style="width: 6%;"></div></div> |

STATE TREASURER

Vote For 1

| | TOTAL | VOTE % | |
|-------------------|-------|--------|--|
| REP MARLO M. OAKS | 363 | 61.21% | <div style="width: 61%;"><div style="width: 61%;"></div></div> |
| DEM NEIL A HANSEN | 160 | 26.98% | <div style="width: 27%;"><div style="width: 27%;"></div></div> |
| UFP MILES POMEROY | 38 | 6.41% | <div style="width: 6%;"><div style="width: 6%;"></div></div> |

UTAH SENATE DISTRICT 4

Vote For 1

| | TOTAL | VOTE % | |
|--------------------------|-------|--------|--|
| REP CALVIN RAY MUSSELMAN | 389 | 65.60% | <div style="width: 66%;"><div style="width: 66%;"></div></div> |

UTAH HOUSE DISTRICT 12

Vote For 1

| | TOTAL | VOTE % | |
|-------------------|-------|--------|--|
| REP MIKE SCHULTZ | 366 | 61.72% | <div style="width: 62%;"><div style="width: 62%;"></div></div> |
| DEM SHARON HILTON | 190 | 32.04% | <div style="width: 32%;"><div style="width: 32%;"></div></div> |

COUNTY COMMISSION SEAT C

Vote For 1

| | TOTAL | VOTE % | |
|------------------------|-------|--------|--|
| REP JIM HARVEY | 338 | 57.00% | <div style="width: 57%;"><div style="width: 57%;"></div></div> |
| DEM STEVEN VAN WAGONER | 183 | 30.86% | <div style="width: 31%;"><div style="width: 31%;"></div></div> |
| LIB BRIAN K ROWLEY | 42 | 7.08% | <div style="width: 7%;"><div style="width: 7%;"></div></div> |

COUNTY ASSESSOR

Vote For 1

| | TOTAL | VOTE % | |
|----------------------|-------|--------|--|
| REP JOHN E. ULIBARRI | 455 | 76.73% | <div style="width: 77%;"><div style="width: 77%;"></div></div> |

ROY15

COUNTY RECORDER / SURVEYOR

Vote For 1

| | TOTAL | VOTE % | |
|-----------------------|-------|--------|--|
| REP BAHY RAHIMZADEGAN | 443 | 74.70% | |

COUNTY TREASURER

Vote For 1

| | TOTAL | VOTE % | |
|--------------------|-------|--------|--|
| REP LYNELLE JENSEN | 458 | 77.23% | |

WEBER SCHOOL BOARD DISTRICT 7

Vote For 1

| | TOTAL | VOTE % | |
|------------------|-------|--------|--|
| WYLE J. WILLIAMS | 415 | 69.98% | |

MATTHEW B. DURRANT

Vote For 1

| | TOTAL | VOTE % | |
|-----|-------|--------|--|
| Yes | 379 | 63.91% | |
| No | 112 | 18.89% | |

RYAN D. TENNEY

Vote For 1

| | TOTAL | VOTE % | |
|-----|-------|--------|--|
| Yes | 374 | 63.07% | |
| No | 111 | 18.72% | |

JOSEPH M. BEAN

Vote For 1

| | TOTAL | VOTE % | |
|-----|-------|--------|--|
| Yes | 363 | 61.21% | |
| No | 122 | 20.57% | |

RONALD G. RUSSELL

Vote For 1

| | TOTAL | VOTE % | |
|-----|-------|--------|--|
| Yes | 370 | 62.39% | |
| No | 116 | 19.56% | |

CRISTINA PATRICIA ORTEGA

Vote For 1

| | TOTAL | VOTE % | |
|-----|-------|--------|--|
| Yes | 363 | 61.21% | |
| No | 126 | 21.25% | |

ROY15

CRAIG HALL

Vote For 1

| | TOTAL | VOTE % | |
|-----|-------|--------|---|
| Yes | 347 | 58.52% |  |
| No | 132 | 22.26% |  |


MICHAEL DARIO DIREDA

Vote For 1

| | TOTAL | VOTE % | |
|-----|-------|--------|---|
| Yes | 372 | 62.73% |  |
| No | 113 | 19.06% |  |

TASHA WILLIAMS

Vote For 1

| | TOTAL | VOTE % | |
|-----|-------|--------|---|
| Yes | 371 | 62.56% |  |
| No | 114 | 19.22% |  |

CONSTITUTIONAL AMENDMENT B

Vote For 1

| | TOTAL | VOTE % | |
|---------|-------|--------|---|
| For | 364 | 61.38% |  |
| Against | 180 | 30.35% |  |

CONSTITUTIONAL AMENDMENT C

Vote For 1

| | TOTAL | VOTE % | |
|---------|-------|--------|---|
| For | 473 | 79.76% |  |
| Against | 78 | 13.15% |  |

BALLOT PROPOSITION 19

Vote For 1

| | TOTAL | VOTE % | |
|-----|-------|--------|---|
| Yes | 327 | 55.14% |  |
| No | 235 | 39.63% |  |

ROY16

Statistics TOTAL

| | |
|---------------------------|--------|
| Registered Voters - Total | 543 |
| Ballots Cast - Total | 440 |
| Voter Turnout - Total | 81.03% |

U.S. PRESIDENT / VICE PRESIDENT

Vote For 1

| | TOTAL | VOTE % | |
|-----------------------|-------|--------|--|
| REP DONALD J. TRUMP | 267 | 60.68% | |
| DEM KAMALA D. HARRIS | 156 | 35.45% | |
| CORNEL RONALD WEST | 3 | 0.68% | |
| LIB CHASE OLIVER | 3 | 0.68% | |
| CON JOEL SKOUSEN | 2 | 0.45% | |
| LUCIFER "JUSTIN CASE" | 0 | 0.00% | |
| GRN JILL STEIN | 0 | 0.00% | |
| CLAUDIA DE LA CRUZ | 0 | 0.00% | |
| Write-In Totals | 6 | 1.36% | |

U.S. SENATE

Vote For 1

| | TOTAL | VOTE % | |
|----------------------|-------|--------|--|
| REP JOHN CURTIS | 267 | 60.68% | |
| DEM CAROLINE GLEICH | 132 | 30.00% | |
| IAP CARLTON E. BOWEN | 24 | 5.45% | |
| Write-In Totals | 1 | 0.23% | |

U.S. HOUSE DISTRICT 1

Vote For 1

| | TOTAL | VOTE % | |
|----------------------|-------|--------|--|
| REP BLAKE D. MOORE | 268 | 60.91% | |
| DEM BILL CAMPBELL | 119 | 27.05% | |
| LIB DANIEL R. COTTAM | 29 | 6.59% | |

GOVERNOR / LT. GOVERNOR

Vote For 1

| | TOTAL | VOTE % | |
|----------------------|-------|--------|--|
| REP SPENCER J. COX | 197 | 44.77% | |
| DEM BRIAN SMITH KING | 105 | 23.86% | |
| LIB J. ROBERT LATHAM | 24 | 5.45% | |
| IAP TOMMY WILLIAMS | 13 | 2.95% | |
| TOM TOMENY | 2 | 0.45% | |
| Write-In Totals | 87 | 19.77% | |

ROY16

ATTORNEY GENERAL

Vote For 1

| | TOTAL | VOTE % | |
|--------------------------|-------|--------|--|
| REP DEREK BROWN | 240 | 54.55% | <div style="width: 54.55%;"><div style="width: 54.55%;"></div></div> |
| DEM RUDY J BAUTISTA | 115 | 26.14% | <div style="width: 26.14%;"><div style="width: 26.14%;"></div></div> |
| LIB W. ANDREW MCCULLOUGH | 25 | 5.68% | <div style="width: 5.68%;"><div style="width: 5.68%;"></div></div> |
| AUSTIN HEPWORTH | 17 | 3.86% | <div style="width: 3.86%;"><div style="width: 3.86%;"></div></div> |
| UUP MICHELLE QUIST | 17 | 3.86% | <div style="width: 3.86%;"><div style="width: 3.86%;"></div></div> |

STATE AUDITOR AUDITOR

Vote For 1

| | TOTAL | VOTE % | |
|-----------------------|-------|--------|--|
| REP TINA CANNON | 258 | 58.64% | <div style="width: 58.64%;"><div style="width: 58.64%;"></div></div> |
| DEM CATHERINE VOUTAZ | 124 | 28.18% | <div style="width: 28.18%;"><div style="width: 28.18%;"></div></div> |
| CON JEFFREY L. OSTLER | 26 | 5.91% | <div style="width: 5.91%;"><div style="width: 5.91%;"></div></div> |

STATE TREASURER

Vote For 1

| | TOTAL | VOTE % | |
|-------------------|-------|--------|--|
| REP MARLO M. OAKS | 263 | 59.77% | <div style="width: 59.77%;"><div style="width: 59.77%;"></div></div> |
| DEM NEIL A HANSEN | 115 | 26.14% | <div style="width: 26.14%;"><div style="width: 26.14%;"></div></div> |
| UFP MILES POMEROY | 29 | 6.59% | <div style="width: 6.59%;"><div style="width: 6.59%;"></div></div> |

UTAH SENATE DISTRICT 4

Vote For 1

| | TOTAL | VOTE % | |
|--------------------------|-------|--------|--|
| REP CALVIN RAY MUSSELMAN | 265 | 60.23% | <div style="width: 60.23%;"><div style="width: 60.23%;"></div></div> |

UTAH HOUSE DISTRICT 12

Vote For 1

| | TOTAL | VOTE % | |
|-------------------|-------|--------|--|
| REP MIKE SCHULTZ | 270 | 61.36% | <div style="width: 61.36%;"><div style="width: 61.36%;"></div></div> |
| DEM SHARON HILTON | 146 | 33.18% | <div style="width: 33.18%;"><div style="width: 33.18%;"></div></div> |

COUNTY COMMISSION SEAT C

Vote For 1

| | TOTAL | VOTE % | |
|------------------------|-------|--------|--|
| REP JIM HARVEY | 232 | 52.73% | <div style="width: 52.73%;"><div style="width: 52.73%;"></div></div> |
| DEM STEVEN VAN WAGONER | 143 | 32.50% | <div style="width: 32.50%;"><div style="width: 32.50%;"></div></div> |
| LIB BRIAN K ROWLEY | 42 | 9.55% | <div style="width: 9.55%;"><div style="width: 9.55%;"></div></div> |

COUNTY ASSESSOR

Vote For 1

| | TOTAL | VOTE % | |
|----------------------|-------|--------|--|
| REP JOHN E. ULIBARRI | 308 | 70.00% | <div style="width: 70.00%;"><div style="width: 70.00%;"></div></div> |

ROY16

COUNTY RECORDER / SURVEYOR

Vote For 1

| | TOTAL | VOTE % | |
|-----------------------|-------|--------|--|
| REP BAHY RAHIMZADEGAN | 305 | 69.32% | <div style="width: 69.32%;"><div style="width: 69.32%;"></div></div> |

COUNTY TREASURER

Vote For 1

| | TOTAL | VOTE % | |
|--------------------|-------|--------|--|
| REP LYNELLE JENSEN | 312 | 70.91% | <div style="width: 70.91%;"><div style="width: 70.91%;"></div></div> |

WEBER SCHOOL BOARD DISTRICT 7

Vote For 1

| | TOTAL | VOTE % | |
|------------------|-------|--------|--|
| WYLE J. WILLIAMS | 295 | 67.05% | <div style="width: 67.05%;"><div style="width: 67.05%;"></div></div> |

MATTHEW B. DURRANT

Vote For 1

| | TOTAL | VOTE % | |
|-----|-------|--------|--|
| Yes | 272 | 61.82% | <div style="width: 61.82%;"><div style="width: 61.82%;"></div></div> |
| No | 83 | 18.86% | <div style="width: 18.86%;"><div style="width: 18.86%;"></div></div> |

RYAN D. TENNEY

Vote For 1

| | TOTAL | VOTE % | |
|-----|-------|--------|--|
| Yes | 271 | 61.59% | <div style="width: 61.59%;"><div style="width: 61.59%;"></div></div> |
| No | 79 | 17.95% | <div style="width: 17.95%;"><div style="width: 17.95%;"></div></div> |

JOSEPH M. BEAN

Vote For 1

| | TOTAL | VOTE % | |
|-----|-------|--------|--|
| Yes | 256 | 58.18% | <div style="width: 58.18%;"><div style="width: 58.18%;"></div></div> |
| No | 94 | 21.36% | <div style="width: 21.36%;"><div style="width: 21.36%;"></div></div> |

RONALD G. RUSSELL

Vote For 1

| | TOTAL | VOTE % | |
|-----|-------|--------|--|
| Yes | 267 | 60.68% | <div style="width: 60.68%;"><div style="width: 60.68%;"></div></div> |
| No | 85 | 19.32% | <div style="width: 19.32%;"><div style="width: 19.32%;"></div></div> |

CRISTINA PATRICIA ORTEGA

Vote For 1

| | TOTAL | VOTE % | |
|-----|-------|--------|--|
| Yes | 266 | 60.45% | <div style="width: 60.45%;"><div style="width: 60.45%;"></div></div> |
| No | 88 | 20.00% | <div style="width: 20.00%;"><div style="width: 20.00%;"></div></div> |

ROY16

CRAIG HALL

Vote For 1

| | TOTAL | VOTE % | |
|-----|-------|--------|--|
| Yes | 259 | 58.86% | |
| No | 90 | 20.45% | |

MICHAEL DARIO DIREDA

Vote For 1

| | TOTAL | VOTE % | |
|-----|-------|--------|--|
| Yes | 270 | 61.36% | |
| No | 83 | 18.86% | |

TASHA WILLIAMS

Vote For 1

| | TOTAL | VOTE % | |
|-----|-------|--------|--|
| Yes | 270 | 61.36% | |
| No | 83 | 18.86% | |

CONSTITUTIONAL AMENDMENT B

Vote For 1

| | TOTAL | VOTE % | |
|---------|-------|--------|--|
| For | 266 | 60.45% | |
| Against | 141 | 32.05% | |

CONSTITUTIONAL AMENDMENT C

Vote For 1

| | TOTAL | VOTE % | |
|---------|-------|--------|--|
| For | 345 | 78.41% | |
| Against | 63 | 14.32% | |

BALLOT PROPOSITION 19

Vote For 1

| | TOTAL | VOTE % | |
|-----|-------|--------|--|
| Yes | 262 | 59.55% | |
| No | 156 | 35.45% | |

ROY17

Statistics TOTAL

| | |
|---------------------------|--------|
| Registered Voters - Total | 1,131 |
| Ballots Cast - Total | 920 |
| Voter Turnout - Total | 81.34% |

U.S. PRESIDENT / VICE PRESIDENT

Vote For 1

| | TOTAL | VOTE % | |
|-----------------------|-------|--------|--|
| REP DONALD J. TRUMP | 554 | 60.22% | |
| DEM KAMALA D. HARRIS | 325 | 35.33% | |
| LIB CHASE OLIVER | 10 | 1.09% | |
| CON JOEL SKOUSEN | 7 | 0.76% | |
| GRN JILL STEIN | 7 | 0.76% | |
| CLAUDIA DE LA CRUZ | 3 | 0.33% | |
| CORNEL RONALD WEST | 1 | 0.11% | |
| LUCIFER "JUSTIN CASE" | 1 | 0.11% | |
| Write-In Totals | 4 | 0.43% | |

U.S. SENATE

Vote For 1

| | TOTAL | VOTE % | |
|----------------------|-------|--------|--|
| REP JOHN CURTIS | 541 | 58.80% | |
| DEM CAROLINE GLEICH | 274 | 29.78% | |
| IAP CARLTON E. BOWEN | 52 | 5.65% | |
| Write-In Totals | 3 | 0.33% | |

U.S. HOUSE DISTRICT 1

Vote For 1

| | TOTAL | VOTE % | |
|----------------------|-------|--------|--|
| REP BLAKE D. MOORE | 545 | 59.24% | |
| DEM BILL CAMPBELL | 272 | 29.57% | |
| LIB DANIEL R. COTTAM | 39 | 4.24% | |

GOVERNOR / LT. GOVERNOR

Vote For 1

| | TOTAL | VOTE % | |
|----------------------|-------|--------|--|
| REP SPENCER J. COX | 481 | 52.28% | |
| DEM BRIAN SMITH KING | 240 | 26.09% | |
| LIB J. ROBERT LATHAM | 28 | 3.04% | |
| IAP TOMMY WILLIAMS | 24 | 2.61% | |
| TOM TOMENY | 5 | 0.54% | |
| Write-In Totals | 106 | 11.52% | |

ROY17

ATTORNEY GENERAL

Vote For 1

| | TOTAL | VOTE % | |
|--------------------------|-------|--------|--|
| REP DEREK BROWN | 515 | 55.98% | <div style="width: 55.98%;"><div style="width: 55.98%;"></div></div> |
| DEM RUDY J BAUTISTA | 223 | 24.24% | <div style="width: 24.24%;"><div style="width: 24.24%;"></div></div> |
| UUP MICHELLE QUIST | 52 | 5.65% | <div style="width: 5.65%;"><div style="width: 5.65%;"></div></div> |
| LIB W. ANDREW MCCULLOUGH | 39 | 4.24% | <div style="width: 4.24%;"><div style="width: 4.24%;"></div></div> |
| AUSTIN HEPWORTH | 32 | 3.48% | <div style="width: 3.48%;"><div style="width: 3.48%;"></div></div> |

STATE AUDITOR AUDITOR

Vote For 1

| | TOTAL | VOTE % | |
|-----------------------|-------|--------|--|
| REP TINA CANNON | 541 | 58.80% | <div style="width: 58.80%;"><div style="width: 58.80%;"></div></div> |
| DEM CATHERINE VOUTAZ | 251 | 27.28% | <div style="width: 27.28%;"><div style="width: 27.28%;"></div></div> |
| CON JEFFREY L. OSTLER | 53 | 5.76% | <div style="width: 5.76%;"><div style="width: 5.76%;"></div></div> |

STATE TREASURER

Vote For 1

| | TOTAL | VOTE % | |
|-------------------|-------|--------|--|
| REP MARLO M. OAKS | 535 | 58.15% | <div style="width: 58.15%;"><div style="width: 58.15%;"></div></div> |
| DEM NEIL A HANSEN | 245 | 26.63% | <div style="width: 26.63%;"><div style="width: 26.63%;"></div></div> |
| UFP MILES POMEROY | 63 | 6.85% | <div style="width: 6.85%;"><div style="width: 6.85%;"></div></div> |

UTAH SENATE DISTRICT 4

Vote For 1

| | TOTAL | VOTE % | |
|--------------------------|-------|--------|--|
| REP CALVIN RAY MUSSELMAN | 605 | 65.76% | <div style="width: 65.76%;"><div style="width: 65.76%;"></div></div> |

UTAH HOUSE DISTRICT 12

Vote For 1

| | TOTAL | VOTE % | |
|-------------------|-------|--------|--|
| REP MIKE SCHULTZ | 580 | 63.04% | <div style="width: 63.04%;"><div style="width: 63.04%;"></div></div> |
| DEM SHARON HILTON | 286 | 31.09% | <div style="width: 31.09%;"><div style="width: 31.09%;"></div></div> |

COUNTY COMMISSION SEAT C

Vote For 1

| | TOTAL | VOTE % | |
|------------------------|-------|--------|--|
| REP JIM HARVEY | 529 | 57.50% | <div style="width: 57.50%;"><div style="width: 57.50%;"></div></div> |
| DEM STEVEN VAN WAGONER | 276 | 30.00% | <div style="width: 30.00%;"><div style="width: 30.00%;"></div></div> |
| LIB BRIAN K ROWLEY | 51 | 5.54% | <div style="width: 5.54%;"><div style="width: 5.54%;"></div></div> |

COUNTY ASSESSOR

Vote For 1

| | TOTAL | VOTE % | |
|----------------------|-------|--------|--|
| REP JOHN E. ULIBARRI | 678 | 73.70% | <div style="width: 73.70%;"><div style="width: 73.70%;"></div></div> |

ROY17

COUNTY RECORDER / SURVEYOR

Vote For 1

| | TOTAL | VOTE % | |
|-----------------------|-------|--------|---|
| REP BAHY RAHIMZADEGAN | 666 | 72.39% |  |

COUNTY TREASURER

Vote For 1

| | TOTAL | VOTE % | |
|--------------------|-------|--------|---|
| REP LYNELLE JENSEN | 687 | 74.67% |  |

WEBER SCHOOL BOARD DISTRICT 7

Vote For 1

| | TOTAL | VOTE % | |
|------------------|-------|--------|---|
| WYLE J. WILLIAMS | 645 | 70.11% |  |


MATTHEW B. DURRANT

Vote For 1

| | TOTAL | VOTE % | |
|-----|-------|--------|---|
| Yes | 573 | 62.28% |  |
| No | 188 | 20.43% |  |

RYAN D. TENNEY

Vote For 1

| | TOTAL | VOTE % | |
|-----|-------|--------|---|
| Yes | 569 | 61.85% |  |
| No | 186 | 20.22% |  |

JOSEPH M. BEAN

Vote For 1

| | TOTAL | VOTE % | |
|-----|-------|--------|---|
| Yes | 565 | 61.41% |  |
| No | 184 | 20.00% |  |

RONALD G. RUSSELL

Vote For 1

| | TOTAL | VOTE % | |
|-----|-------|--------|---|
| Yes | 586 | 63.70% |  |
| No | 167 | 18.15% |  |

CRISTINA PATRICIA ORTEGA

Vote For 1

| | TOTAL | VOTE % | |
|-----|-------|--------|---|
| Yes | 568 | 61.74% |  |
| No | 186 | 20.22% |  |

ROY17

CRAIG HALL

Vote For 1

| | TOTAL | VOTE % | |
|-----|-------|--------|---|
| Yes | 534 | 58.04% |  |
| No | 207 | 22.50% |  |

MICHAEL DARIO DIREDA

Vote For 1

| | TOTAL | VOTE % | |
|-----|-------|--------|---|
| Yes | 572 | 62.17% |  |
| No | 176 | 19.13% |  |

TASHA WILLIAMS

Vote For 1

| | TOTAL | VOTE % | |
|-----|-------|--------|---|
| Yes | 587 | 63.80% |  |
| No | 166 | 18.04% |  |

CONSTITUTIONAL AMENDMENT B

Vote For 1

| | TOTAL | VOTE % | |
|---------|-------|--------|---|
| For | 569 | 61.85% |  |
| Against | 285 | 30.98% |  |

CONSTITUTIONAL AMENDMENT C

Vote For 1

| | TOTAL | VOTE % | |
|---------|-------|--------|---|
| For | 686 | 74.57% |  |
| Against | 163 | 17.72% |  |

BALLOT PROPOSITION 19

Vote For 1

| | TOTAL | VOTE % | |
|-----|-------|--------|---|
| Yes | 531 | 57.72% |  |
| No | 314 | 34.13% |  |

ROY18

Statistics TOTAL

| | |
|---------------------------|--------|
| Registered Voters - Total | 920 |
| Ballots Cast - Total | 739 |
| Voter Turnout - Total | 80.33% |

U.S. PRESIDENT / VICE PRESIDENT

Vote For 1

| | TOTAL | VOTE % | |
|-----------------------|-------|--------|--|
| REP DONALD J. TRUMP | 434 | 58.73% | |
| DEM KAMALA D. HARRIS | 276 | 37.35% | |
| LIB CHASE OLIVER | 7 | 0.95% | |
| CLAUDIA DE LA CRUZ | 3 | 0.41% | |
| LUCIFER "JUSTIN CASE" | 2 | 0.27% | |
| CON JOEL SKOUSEN | 2 | 0.27% | |
| GRN JILL STEIN | 2 | 0.27% | |
| CORNEL RONALD WEST | 0 | 0.00% | |
| Write-In Totals | 10 | 1.35% | |

U.S. SENATE

Vote For 1

| | TOTAL | VOTE % | |
|----------------------|-------|--------|--|
| REP JOHN CURTIS | 435 | 58.86% | |
| DEM CAROLINE GLEICH | 225 | 30.45% | |
| IAP CARLTON E. BOWEN | 42 | 5.68% | |
| Write-In Totals | 7 | 0.95% | |

U.S. HOUSE DISTRICT 1

Vote For 1

| | TOTAL | VOTE % | |
|----------------------|-------|--------|--|
| REP BLAKE D. MOORE | 448 | 60.62% | |
| DEM BILL CAMPBELL | 210 | 28.42% | |
| LIB DANIEL R. COTTAM | 43 | 5.82% | |

GOVERNOR / LT. GOVERNOR

Vote For 1

| | TOTAL | VOTE % | |
|----------------------|-------|--------|--|
| REP SPENCER J. COX | 403 | 54.53% | |
| DEM BRIAN SMITH KING | 189 | 25.58% | |
| LIB J. ROBERT LATHAM | 28 | 3.79% | |
| IAP TOMMY WILLIAMS | 25 | 3.38% | |
| TOM TOMENY | 4 | 0.54% | |
| Write-In Totals | 72 | 9.74% | |

ROY18

ATTORNEY GENERAL

Vote For 1

| | TOTAL | VOTE % | |
|--------------------------|-------|--------|--|
| REP DEREK BROWN | 396 | 53.59% | <div style="width: 53.59%;"><div style="width: 53.59%;"></div></div> |
| DEM RUDY J BAUTISTA | 204 | 27.60% | <div style="width: 27.60%;"><div style="width: 27.60%;"></div></div> |
| UUP MICHELLE QUIST | 43 | 5.82% | <div style="width: 5.82%;"><div style="width: 5.82%;"></div></div> |
| LIB W. ANDREW MCCULLOUGH | 33 | 4.47% | <div style="width: 4.47%;"><div style="width: 4.47%;"></div></div> |
| AUSTIN HEPWORTH | 25 | 3.38% | <div style="width: 3.38%;"><div style="width: 3.38%;"></div></div> |

STATE AUDITOR AUDITOR

Vote For 1

| | TOTAL | VOTE % | |
|-----------------------|-------|--------|--|
| REP TINA CANNON | 422 | 57.10% | <div style="width: 57.10%;"><div style="width: 57.10%;"></div></div> |
| DEM CATHERINE VOUTAZ | 220 | 29.77% | <div style="width: 29.77%;"><div style="width: 29.77%;"></div></div> |
| CON JEFFREY L. OSTLER | 47 | 6.36% | <div style="width: 6.36%;"><div style="width: 6.36%;"></div></div> |

STATE TREASURER

Vote For 1

| | TOTAL | VOTE % | |
|-------------------|-------|--------|--|
| REP MARLO M. OAKS | 434 | 58.73% | <div style="width: 58.73%;"><div style="width: 58.73%;"></div></div> |
| DEM NEIL A HANSEN | 220 | 29.77% | <div style="width: 29.77%;"><div style="width: 29.77%;"></div></div> |
| UFP MILES POMEROY | 36 | 4.87% | <div style="width: 4.87%;"><div style="width: 4.87%;"></div></div> |

UTAH SENATE DISTRICT 4

Vote For 1

| | TOTAL | VOTE % | |
|--------------------------|-------|--------|--|
| REP CALVIN RAY MUSSELMAN | 464 | 62.79% | <div style="width: 62.79%;"><div style="width: 62.79%;"></div></div> |

UTAH HOUSE DISTRICT 12

Vote For 1

| | TOTAL | VOTE % | |
|-------------------|-------|--------|--|
| REP MIKE SCHULTZ | 458 | 61.98% | <div style="width: 61.98%;"><div style="width: 61.98%;"></div></div> |
| DEM SHARON HILTON | 240 | 32.48% | <div style="width: 32.48%;"><div style="width: 32.48%;"></div></div> |

COUNTY COMMISSION SEAT C

Vote For 1

| | TOTAL | VOTE % | |
|------------------------|-------|--------|--|
| REP JIM HARVEY | 391 | 52.91% | <div style="width: 52.91%;"><div style="width: 52.91%;"></div></div> |
| DEM STEVEN VAN WAGONER | 253 | 34.24% | <div style="width: 34.24%;"><div style="width: 34.24%;"></div></div> |
| LIB BRIAN K ROWLEY | 56 | 7.58% | <div style="width: 7.58%;"><div style="width: 7.58%;"></div></div> |

COUNTY ASSESSOR

Vote For 1

| | TOTAL | VOTE % | |
|----------------------|-------|--------|--|
| REP JOHN E. ULIBARRI | 558 | 75.51% | <div style="width: 75.51%;"><div style="width: 75.51%;"></div></div> |

ROY18

COUNTY RECORDER / SURVEYOR

Vote For 1

| | TOTAL | VOTE % | |
|-----------------------|-------|--------|--|
| REP BAHY RAHIMZADEGAN | 535 | 72.40% | |

COUNTY TREASURER

Vote For 1

| | TOTAL | VOTE % | |
|--------------------|-------|--------|--|
| REP LYNELLE JENSEN | 560 | 75.78% | |

WEBER SCHOOL BOARD DISTRICT 5

Vote For 1

| | TOTAL | VOTE % | |
|------------------|-------|--------|--|
| DOUGLAS R. HURST | 509 | 68.88% | |

MATTHEW B. DURRANT

Vote For 1

| | TOTAL | VOTE % | |
|-----|-------|--------|--|
| Yes | 442 | 59.81% | |
| No | 156 | 21.11% | |

RYAN D. TENNEY

Vote For 1

| | TOTAL | VOTE % | |
|-----|-------|--------|--|
| Yes | 439 | 59.40% | |
| No | 149 | 20.16% | |

JOSEPH M. BEAN

Vote For 1

| | TOTAL | VOTE % | |
|-----|-------|--------|--|
| Yes | 431 | 58.32% | |
| No | 164 | 22.19% | |

RONALD G. RUSSELL

Vote For 1

| | TOTAL | VOTE % | |
|-----|-------|--------|--|
| Yes | 449 | 60.76% | |
| No | 145 | 19.62% | |

CRISTINA PATRICIA ORTEGA

Vote For 1

| | TOTAL | VOTE % | |
|-----|-------|--------|--|
| Yes | 448 | 60.62% | |
| No | 151 | 20.43% | |

ROY18

CRAIG HALL

Vote For 1

| | TOTAL | VOTE % | |
|-----|-------|--------|---|
| Yes | 432 | 58.46% |  |
| No | 158 | 21.38% |  |

MICHAEL DARIO DIREDA

Vote For 1

| | TOTAL | VOTE % | |
|-----|-------|--------|---|
| Yes | 447 | 60.49% |  |
| No | 148 | 20.03% |  |

TASHA WILLIAMS

Vote For 1

| | TOTAL | VOTE % | |
|-----|-------|--------|---|
| Yes | 472 | 63.87% |  |
| No | 128 | 17.32% |  |

CONSTITUTIONAL AMENDMENT B

Vote For 1

| | TOTAL | VOTE % | |
|---------|-------|--------|---|
| For | 464 | 62.79% |  |
| Against | 227 | 30.72% |  |

CONSTITUTIONAL AMENDMENT C

Vote For 1

| | TOTAL | VOTE % | |
|---------|-------|--------|---|
| For | 562 | 76.05% |  |
| Against | 128 | 17.32% |  |

BALLOT PROPOSITION 19

Vote For 1

| | TOTAL | VOTE % | |
|-----|-------|--------|---|
| Yes | 446 | 60.35% |  |
| No | 246 | 33.29% |  |

ROY19

Statistics TOTAL

| | |
|---------------------------|--------|
| Registered Voters - Total | 928 |
| Ballots Cast - Total | 766 |
| Voter Turnout - Total | 82.54% |

U.S. PRESIDENT / VICE PRESIDENT

Vote For 1

| | TOTAL | VOTE % | |
|-----------------------|-------|--------|---|
| REP DONALD J. TRUMP | 495 | 64.62% | <div style="width: 64.62%; height: 10px; background-color: #ffc107;"></div> |
| DEM KAMALA D. HARRIS | 229 | 29.90% | <div style="width: 29.90%; height: 10px; background-color: #ffc107;"></div> |
| LIB CHASE OLIVER | 8 | 1.04% | <div style="width: 1.04%; height: 10px; background-color: #ffc107;"></div> |
| CON JOEL SKOUSEN | 6 | 0.78% | <div style="width: 0.78%; height: 10px; background-color: #ffc107;"></div> |
| CORNEL RONALD WEST | 1 | 0.13% | <div style="width: 0.13%; height: 10px; background-color: #ffc107;"></div> |
| LUCIFER "JUSTIN CASE" | 1 | 0.13% | <div style="width: 0.13%; height: 10px; background-color: #ffc107;"></div> |
| CLAUDIA DE LA CRUZ | 1 | 0.13% | <div style="width: 0.13%; height: 10px; background-color: #ffc107;"></div> |
| GRN JILL STEIN | 0 | 0.00% | <div style="width: 0.00%; height: 10px; background-color: #ffc107;"></div> |
| Write-In Totals | 18 | 2.35% | <div style="width: 2.35%; height: 10px; background-color: #ffc107;"></div> |

U.S. SENATE

Vote For 1

| | TOTAL | VOTE % | |
|----------------------|-------|--------|---|
| REP JOHN CURTIS | 493 | 64.36% | <div style="width: 64.36%; height: 10px; background-color: #ffc107;"></div> |
| DEM CAROLINE GLEICH | 200 | 26.11% | <div style="width: 26.11%; height: 10px; background-color: #ffc107;"></div> |
| IAP CARLTON E. BOWEN | 47 | 6.14% | <div style="width: 6.14%; height: 10px; background-color: #ffc107;"></div> |
| Write-In Totals | 0 | 0.00% | <div style="width: 0.00%; height: 10px; background-color: #ffc107;"></div> |

U.S. HOUSE DISTRICT 1

Vote For 1

| | TOTAL | VOTE % | |
|----------------------|-------|--------|---|
| REP BLAKE D. MOORE | 485 | 63.32% | <div style="width: 63.32%; height: 10px; background-color: #ffc107;"></div> |
| DEM BILL CAMPBELL | 201 | 26.24% | <div style="width: 26.24%; height: 10px; background-color: #ffc107;"></div> |
| LIB DANIEL R. COTTAM | 39 | 5.09% | <div style="width: 5.09%; height: 10px; background-color: #ffc107;"></div> |

GOVERNOR / LT. GOVERNOR

Vote For 1

| | TOTAL | VOTE % | |
|----------------------|-------|--------|---|
| REP SPENCER J. COX | 394 | 51.44% | <div style="width: 51.44%; height: 10px; background-color: #ffc107;"></div> |
| DEM BRIAN SMITH KING | 177 | 23.11% | <div style="width: 23.11%; height: 10px; background-color: #ffc107;"></div> |
| LIB J. ROBERT LATHAM | 27 | 3.52% | <div style="width: 3.52%; height: 10px; background-color: #ffc107;"></div> |
| IAP TOMMY WILLIAMS | 16 | 2.09% | <div style="width: 2.09%; height: 10px; background-color: #ffc107;"></div> |
| TOM TOMENY | 4 | 0.52% | <div style="width: 0.52%; height: 10px; background-color: #ffc107;"></div> |
| Write-In Totals | 123 | 16.06% | <div style="width: 16.06%; height: 10px; background-color: #ffc107;"></div> |

ROY19

ATTORNEY GENERAL

Vote For 1

| | TOTAL | VOTE % | |
|--------------------------|-------|--------|--|
| REP DEREK BROWN | 464 | 60.57% | <div style="width: 60.57%;"><div style="width: 60.57%;"></div></div> |
| DEM RUDY J BAUTISTA | 177 | 23.11% | <div style="width: 23.11%;"><div style="width: 23.11%;"></div></div> |
| LIB W. ANDREW MCCULLOUGH | 41 | 5.35% | <div style="width: 5.35%;"><div style="width: 5.35%;"></div></div> |
| UUP MICHELLE QUIST | 29 | 3.79% | <div style="width: 3.79%;"><div style="width: 3.79%;"></div></div> |
| AUSTIN HEPWORTH | 21 | 2.74% | <div style="width: 2.74%;"><div style="width: 2.74%;"></div></div> |

STATE AUDITOR AUDITOR

Vote For 1

| | TOTAL | VOTE % | |
|-----------------------|-------|--------|--|
| REP TINA CANNON | 477 | 62.27% | <div style="width: 62.27%;"><div style="width: 62.27%;"></div></div> |
| DEM CATHERINE VOUTAZ | 186 | 24.28% | <div style="width: 24.28%;"><div style="width: 24.28%;"></div></div> |
| CON JEFFREY L. OSTLER | 49 | 6.40% | <div style="width: 6.40%;"><div style="width: 6.40%;"></div></div> |

STATE TREASURER

Vote For 1

| | TOTAL | VOTE % | |
|-------------------|-------|--------|--|
| REP MARLO M. OAKS | 490 | 63.97% | <div style="width: 63.97%;"><div style="width: 63.97%;"></div></div> |
| DEM NEIL A HANSEN | 194 | 25.33% | <div style="width: 25.33%;"><div style="width: 25.33%;"></div></div> |
| UFP MILES POMEROY | 32 | 4.18% | <div style="width: 4.18%;"><div style="width: 4.18%;"></div></div> |

UTAH SENATE DISTRICT 4

Vote For 1

| | TOTAL | VOTE % | |
|--------------------------|-------|--------|--|
| REP CALVIN RAY MUSSELMAN | 509 | 66.45% | <div style="width: 66.45%;"><div style="width: 66.45%;"></div></div> |

UTAH HOUSE DISTRICT 12

Vote For 1

| | TOTAL | VOTE % | |
|-------------------|-------|--------|--|
| REP MIKE SCHULTZ | 512 | 66.84% | <div style="width: 66.84%;"><div style="width: 66.84%;"></div></div> |
| DEM SHARON HILTON | 227 | 29.63% | <div style="width: 29.63%;"><div style="width: 29.63%;"></div></div> |

COUNTY COMMISSION SEAT C

Vote For 1

| | TOTAL | VOTE % | |
|------------------------|-------|--------|--|
| REP JIM HARVEY | 463 | 60.44% | <div style="width: 60.44%;"><div style="width: 60.44%;"></div></div> |
| DEM STEVEN VAN WAGONER | 207 | 27.02% | <div style="width: 27.02%;"><div style="width: 27.02%;"></div></div> |
| LIB BRIAN K ROWLEY | 61 | 7.96% | <div style="width: 7.96%;"><div style="width: 7.96%;"></div></div> |

COUNTY ASSESSOR

Vote For 1

| | TOTAL | VOTE % | |
|----------------------|-------|--------|--|
| REP JOHN E. ULIBARRI | 555 | 72.45% | <div style="width: 72.45%;"><div style="width: 72.45%;"></div></div> |

ROY19

COUNTY RECORDER / SURVEYOR

Vote For 1

| | TOTAL | VOTE % | |
|-----------------------|-------|--------|---|
| REP BAHY RAHIMZADEGAN | 552 | 72.06% |  |

COUNTY TREASURER

Vote For 1

| | TOTAL | VOTE % | |
|--------------------|-------|--------|---|
| REP LYNELLE JENSEN | 562 | 73.37% |  |

WEBER SCHOOL BOARD DISTRICT 7

Vote For 1

| | TOTAL | VOTE % | |
|------------------|-------|--------|---|
| WYLE J. WILLIAMS | 530 | 69.19% |  |

MATTHEW B. DURRANT

Vote For 1

| | TOTAL | VOTE % | |
|-----|-------|--------|---|
| Yes | 468 | 61.10% |  |
| No | 139 | 18.15% |  |

RYAN D. TENNEY

Vote For 1

| | TOTAL | VOTE % | |
|-----|-------|--------|---|
| Yes | 474 | 61.88% |  |
| No | 129 | 16.84% |  |

JOSEPH M. BEAN

Vote For 1

| | TOTAL | VOTE % | |
|-----|-------|--------|---|
| Yes | 465 | 60.70% |  |
| No | 130 | 16.97% |  |

RONALD G. RUSSELL

Vote For 1

| | TOTAL | VOTE % | |
|-----|-------|--------|---|
| Yes | 478 | 62.40% |  |
| No | 124 | 16.19% |  |

CRISTINA PATRICIA ORTEGA

Vote For 1

| | TOTAL | VOTE % | |
|-----|-------|--------|---|
| Yes | 474 | 61.88% |  |
| No | 133 | 17.36% |  |

ROY19

CRAIG HALL

Vote For 1

| | TOTAL | VOTE % | |
|-----|-------|--------|---|
| Yes | 458 | 59.79% |  |
| No | 142 | 18.54% |  |

MICHAEL DARIO DIREDA

Vote For 1

| | TOTAL | VOTE % | |
|-----|-------|--------|---|
| Yes | 479 | 62.53% |  |
| No | 124 | 16.19% |  |

TASHA WILLIAMS

Vote For 1

| | TOTAL | VOTE % | |
|-----|-------|--------|---|
| Yes | 488 | 63.71% |  |
| No | 118 | 15.40% |  |

CONSTITUTIONAL AMENDMENT B

Vote For 1

| | TOTAL | VOTE % | |
|---------|-------|--------|---|
| For | 490 | 63.97% |  |
| Against | 222 | 28.98% |  |

CONSTITUTIONAL AMENDMENT C

Vote For 1

| | TOTAL | VOTE % | |
|---------|-------|--------|---|
| For | 595 | 77.68% |  |
| Against | 111 | 14.49% |  |

BALLOT PROPOSITION 19

Vote For 1

| | TOTAL | VOTE % | |
|-----|-------|--------|---|
| Yes | 448 | 58.49% |  |
| No | 261 | 34.07% |  |

ROY20

Statistics TOTAL

| | |
|---------------------------|--------|
| Registered Voters - Total | 989 |
| Ballots Cast - Total | 830 |
| Voter Turnout - Total | 83.92% |

U.S. PRESIDENT / VICE PRESIDENT

Vote For 1

| | TOTAL | VOTE % | |
|-----------------------|-------|--------|--|
| REP DONALD J. TRUMP | 510 | 61.45% | |
| DEM KAMALA D. HARRIS | 273 | 32.89% | |
| LIB CHASE OLIVER | 12 | 1.45% | |
| GRN JILL STEIN | 4 | 0.48% | |
| CLAUDIA DE LA CRUZ | 2 | 0.24% | |
| CON JOEL SKOUSEN | 1 | 0.12% | |
| CORNEL RONALD WEST | 0 | 0.00% | |
| LUCIFER "JUSTIN CASE" | 0 | 0.00% | |
| Write-In Totals | 15 | 1.81% | |

U.S. SENATE

Vote For 1

| | TOTAL | VOTE % | |
|----------------------|-------|--------|--|
| REP JOHN CURTIS | 509 | 61.33% | |
| DEM CAROLINE GLEICH | 222 | 26.75% | |
| IAP CARLTON E. BOWEN | 61 | 7.35% | |
| Write-In Totals | 3 | 0.36% | |

U.S. HOUSE DISTRICT 1

Vote For 1

| | TOTAL | VOTE % | |
|----------------------|-------|--------|--|
| REP BLAKE D. MOORE | 530 | 63.86% | |
| DEM BILL CAMPBELL | 226 | 27.23% | |
| LIB DANIEL R. COTTAM | 32 | 3.86% | |

GOVERNOR / LT. GOVERNOR

Vote For 1

| | TOTAL | VOTE % | |
|----------------------|-------|--------|--|
| REP SPENCER J. COX | 438 | 52.77% | |
| DEM BRIAN SMITH KING | 192 | 23.13% | |
| IAP TOMMY WILLIAMS | 27 | 3.25% | |
| LIB J. ROBERT LATHAM | 24 | 2.89% | |
| TOM TOMENY | 2 | 0.24% | |
| Write-In Totals | 129 | 15.54% | |

ROY20

ATTORNEY GENERAL

Vote For 1

| | TOTAL | VOTE % | |
|--------------------------|-------|--------|--|
| REP DEREK BROWN | 496 | 59.76% | <div style="width: 59.76%;"><div style="width: 59.76%;"></div></div> |
| DEM RUDY J BAUTISTA | 204 | 24.58% | <div style="width: 24.58%;"><div style="width: 24.58%;"></div></div> |
| UUP MICHELLE QUIST | 36 | 4.34% | <div style="width: 4.34%;"><div style="width: 4.34%;"></div></div> |
| LIB W. ANDREW MCCULLOUGH | 32 | 3.86% | <div style="width: 3.86%;"><div style="width: 3.86%;"></div></div> |
| AUSTIN HEPWORTH | 24 | 2.89% | <div style="width: 2.89%;"><div style="width: 2.89%;"></div></div> |

STATE AUDITOR AUDITOR

Vote For 1

| | TOTAL | VOTE % | |
|-----------------------|-------|--------|--|
| REP TINA CANNON | 520 | 62.65% | <div style="width: 62.65%;"><div style="width: 62.65%;"></div></div> |
| DEM CATHERINE VOUTAZ | 216 | 26.02% | <div style="width: 26.02%;"><div style="width: 26.02%;"></div></div> |
| CON JEFFREY L. OSTLER | 46 | 5.54% | <div style="width: 5.54%;"><div style="width: 5.54%;"></div></div> |

STATE TREASURER

Vote For 1

| | TOTAL | VOTE % | |
|-------------------|-------|--------|--|
| REP MARLO M. OAKS | 525 | 63.25% | <div style="width: 63.25%;"><div style="width: 63.25%;"></div></div> |
| DEM NEIL A HANSEN | 213 | 25.66% | <div style="width: 25.66%;"><div style="width: 25.66%;"></div></div> |
| UFP MILES POMEROY | 36 | 4.34% | <div style="width: 4.34%;"><div style="width: 4.34%;"></div></div> |

UTAH SENATE DISTRICT 4

Vote For 1

| | TOTAL | VOTE % | |
|--------------------------|-------|--------|--|
| REP CALVIN RAY MUSSELMAN | 562 | 67.71% | <div style="width: 67.71%;"><div style="width: 67.71%;"></div></div> |

UTAH HOUSE DISTRICT 12

Vote For 1

| | TOTAL | VOTE % | |
|-------------------|-------|--------|--|
| REP MIKE SCHULTZ | 539 | 64.94% | <div style="width: 64.94%;"><div style="width: 64.94%;"></div></div> |
| DEM SHARON HILTON | 252 | 30.36% | <div style="width: 30.36%;"><div style="width: 30.36%;"></div></div> |

COUNTY COMMISSION SEAT C

Vote For 1

| | TOTAL | VOTE % | |
|------------------------|-------|--------|--|
| REP JIM HARVEY | 487 | 58.67% | <div style="width: 58.67%;"><div style="width: 58.67%;"></div></div> |
| DEM STEVEN VAN WAGONER | 261 | 31.45% | <div style="width: 31.45%;"><div style="width: 31.45%;"></div></div> |
| LIB BRIAN K ROWLEY | 37 | 4.46% | <div style="width: 4.46%;"><div style="width: 4.46%;"></div></div> |

COUNTY ASSESSOR

Vote For 1

| | TOTAL | VOTE % | |
|----------------------|-------|--------|--|
| REP JOHN E. ULIBARRI | 651 | 78.43% | <div style="width: 78.43%;"><div style="width: 78.43%;"></div></div> |

ROY20

COUNTY RECORDER / SURVEYOR

Vote For 1

| | TOTAL | VOTE % | |
|-----------------------|-------|--------|--|
| REP BAHY RAHIMZADEGAN | 641 | 77.23% | |

COUNTY TREASURER

Vote For 1

| | TOTAL | VOTE % | |
|--------------------|-------|--------|--|
| REP LYNELLE JENSEN | 657 | 79.16% | |

WEBER SCHOOL BOARD DISTRICT 7

Vote For 1

| | TOTAL | VOTE % | |
|------------------|-------|--------|--|
| WYLE J. WILLIAMS | 634 | 76.39% | |

MATTHEW B. DURRANT

Vote For 1

| | TOTAL | VOTE % | |
|-----|-------|--------|--|
| Yes | 557 | 67.11% | |
| No | 146 | 17.59% | |

RYAN D. TENNEY

Vote For 1

| | TOTAL | VOTE % | |
|-----|-------|--------|--|
| Yes | 547 | 65.90% | |
| No | 147 | 17.71% | |

JOSEPH M. BEAN

Vote For 1

| | TOTAL | VOTE % | |
|-----|-------|--------|--|
| Yes | 536 | 64.58% | |
| No | 156 | 18.80% | |

RONALD G. RUSSELL

Vote For 1

| | TOTAL | VOTE % | |
|-----|-------|--------|--|
| Yes | 549 | 66.14% | |
| No | 149 | 17.95% | |

CRISTINA PATRICIA ORTEGA

Vote For 1

| | TOTAL | VOTE % | |
|-----|-------|--------|--|
| Yes | 543 | 65.42% | |
| No | 156 | 18.80% | |

ROY20

CRAIG HALL

Vote For 1

| | TOTAL | VOTE % | |
|-----|-------|--------|---|
| Yes | 522 | 62.89% |  |
| No | 170 | 20.48% |  |

MICHAEL DARIO DIREDA

Vote For 1

| | TOTAL | VOTE % | |
|-----|-------|--------|---|
| Yes | 558 | 67.23% |  |
| No | 142 | 17.11% |  |

TASHA WILLIAMS

Vote For 1

| | TOTAL | VOTE % | |
|-----|-------|--------|---|
| Yes | 554 | 66.75% |  |
| No | 141 | 16.99% |  |

CONSTITUTIONAL AMENDMENT B

Vote For 1

| | TOTAL | VOTE % | |
|---------|-------|--------|---|
| For | 516 | 62.17% |  |
| Against | 273 | 32.89% |  |

CONSTITUTIONAL AMENDMENT C

Vote For 1

| | TOTAL | VOTE % | |
|---------|-------|--------|---|
| For | 663 | 79.88% |  |
| Against | 123 | 14.82% |  |

BALLOT PROPOSITION 19

Vote For 1

| | TOTAL | VOTE % | |
|-----|-------|--------|---|
| Yes | 499 | 60.12% |  |
| No | 295 | 35.54% |  |

ROY21

Statistics TOTAL

| | |
|---------------------------|--------|
| Registered Voters - Total | 826 |
| Ballots Cast - Total | 686 |
| Voter Turnout - Total | 83.05% |

U.S. PRESIDENT / VICE PRESIDENT

Vote For 1

| | TOTAL | VOTE % | |
|-----------------------|-------|--------|--|
| REP DONALD J. TRUMP | 396 | 57.73% | |
| DEM KAMALA D. HARRIS | 245 | 35.71% | |
| LIB CHASE OLIVER | 16 | 2.33% | |
| CON JOEL SKOUSEN | 3 | 0.44% | |
| GRN JILL STEIN | 3 | 0.44% | |
| CORNEL RONALD WEST | 2 | 0.29% | |
| CLAUDIA DE LA CRUZ | 2 | 0.29% | |
| LUCIFER "JUSTIN CASE" | 0 | 0.00% | |
| Write-In Totals | 10 | 1.46% | |

U.S. SENATE

Vote For 1

| | TOTAL | VOTE % | |
|----------------------|-------|--------|--|
| REP JOHN CURTIS | 401 | 58.45% | |
| DEM CAROLINE GLEICH | 207 | 30.17% | |
| IAP CARLTON E. BOWEN | 35 | 5.10% | |
| Write-In Totals | 2 | 0.29% | |

U.S. HOUSE DISTRICT 1

Vote For 1

| | TOTAL | VOTE % | |
|----------------------|-------|--------|--|
| REP BLAKE D. MOORE | 390 | 56.85% | |
| DEM BILL CAMPBELL | 209 | 30.47% | |
| LIB DANIEL R. COTTAM | 37 | 5.39% | |

GOVERNOR / LT. GOVERNOR

Vote For 1

| | TOTAL | VOTE % | |
|----------------------|-------|--------|--|
| REP SPENCER J. COX | 354 | 51.60% | |
| DEM BRIAN SMITH KING | 180 | 26.24% | |
| IAP TOMMY WILLIAMS | 26 | 3.79% | |
| LIB J. ROBERT LATHAM | 24 | 3.50% | |
| TOM TOMENY | 8 | 1.17% | |
| Write-In Totals | 70 | 10.20% | |

ROY21

ATTORNEY GENERAL

Vote For 1

| | TOTAL | VOTE % | |
|--------------------------|-------|--------|--|
| REP DEREK BROWN | 366 | 53.35% | <div style="width: 53.35%;"><div style="width: 53.35%;"></div></div> |
| DEM RUDY J BAUTISTA | 193 | 28.13% | <div style="width: 28.13%;"><div style="width: 28.13%;"></div></div> |
| UUP MICHELLE QUIST | 38 | 5.54% | <div style="width: 5.54%;"><div style="width: 5.54%;"></div></div> |
| LIB W. ANDREW MCCULLOUGH | 27 | 3.94% | <div style="width: 3.94%;"><div style="width: 3.94%;"></div></div> |
| AUSTIN HEPWORTH | 25 | 3.64% | <div style="width: 3.64%;"><div style="width: 3.64%;"></div></div> |

STATE AUDITOR AUDITOR

Vote For 1

| | TOTAL | VOTE % | |
|-----------------------|-------|--------|--|
| REP TINA CANNON | 381 | 55.54% | <div style="width: 55.54%;"><div style="width: 55.54%;"></div></div> |
| DEM CATHERINE VOUTAZ | 202 | 29.45% | <div style="width: 29.45%;"><div style="width: 29.45%;"></div></div> |
| CON JEFFREY L. OSTLER | 50 | 7.29% | <div style="width: 7.29%;"><div style="width: 7.29%;"></div></div> |

STATE TREASURER

Vote For 1

| | TOTAL | VOTE % | |
|-------------------|-------|--------|--|
| REP MARLO M. OAKS | 388 | 56.56% | <div style="width: 56.56%;"><div style="width: 56.56%;"></div></div> |
| DEM NEIL A HANSEN | 202 | 29.45% | <div style="width: 29.45%;"><div style="width: 29.45%;"></div></div> |
| UFP MILES POMEROY | 44 | 6.41% | <div style="width: 6.41%;"><div style="width: 6.41%;"></div></div> |

UTAH SENATE DISTRICT 4

Vote For 1

| | TOTAL | VOTE % | |
|--------------------------|-------|--------|--|
| REP CALVIN RAY MUSSELMAN | 417 | 60.79% | <div style="width: 60.79%;"><div style="width: 60.79%;"></div></div> |

UTAH HOUSE DISTRICT 12

Vote For 1

| | TOTAL | VOTE % | |
|-------------------|-------|--------|--|
| REP MIKE SCHULTZ | 419 | 61.08% | <div style="width: 61.08%;"><div style="width: 61.08%;"></div></div> |
| DEM SHARON HILTON | 230 | 33.53% | <div style="width: 33.53%;"><div style="width: 33.53%;"></div></div> |

COUNTY COMMISSION SEAT C

Vote For 1

| | TOTAL | VOTE % | |
|------------------------|-------|--------|--|
| REP JIM HARVEY | 372 | 54.23% | <div style="width: 54.23%;"><div style="width: 54.23%;"></div></div> |
| DEM STEVEN VAN WAGONER | 209 | 30.47% | <div style="width: 30.47%;"><div style="width: 30.47%;"></div></div> |
| LIB BRIAN K ROWLEY | 61 | 8.89% | <div style="width: 8.89%;"><div style="width: 8.89%;"></div></div> |

COUNTY ASSESSOR

Vote For 1

| | TOTAL | VOTE % | |
|----------------------|-------|--------|--|
| REP JOHN E. ULIBARRI | 494 | 72.01% | <div style="width: 72.01%;"><div style="width: 72.01%;"></div></div> |

ROY21

COUNTY RECORDER / SURVEYOR

Vote For 1

| | TOTAL | VOTE % | |
|-----------------------|-------|--------|--|
| REP BAHY RAHIMZADEGAN | 484 | 70.55% | |

COUNTY TREASURER

Vote For 1

| | TOTAL | VOTE % | |
|--------------------|-------|--------|--|
| REP LYNELLE JENSEN | 494 | 72.01% | |

WEBER SCHOOL BOARD DISTRICT 7

Vote For 1

| | TOTAL | VOTE % | |
|------------------|-------|--------|--|
| WYLE J. WILLIAMS | 479 | 69.83% | |

MATTHEW B. DURRANT

Vote For 1

| | TOTAL | VOTE % | |
|-----|-------|--------|--|
| Yes | 436 | 63.56% | |
| No | 125 | 18.22% | |

RYAN D. TENNEY

Vote For 1

| | TOTAL | VOTE % | |
|-----|-------|--------|--|
| Yes | 426 | 62.10% | |
| No | 128 | 18.66% | |

JOSEPH M. BEAN

Vote For 1

| | TOTAL | VOTE % | |
|-----|-------|--------|--|
| Yes | 425 | 61.95% | |
| No | 130 | 18.95% | |

RONALD G. RUSSELL

Vote For 1

| | TOTAL | VOTE % | |
|-----|-------|--------|--|
| Yes | 434 | 63.27% | |
| No | 120 | 17.49% | |

CRISTINA PATRICIA ORTEGA


Vote For 1

| | TOTAL | VOTE % | |
|-----|-------|--------|--|
| Yes | 429 | 62.54% | |
| No | 124 | 18.08% | |

ROY21

CRAIG HALL

Vote For 1

| | TOTAL | VOTE % | |
|-----|-------|--------|---|
| Yes | 420 | 61.22% |  |
| No | 132 | 19.24% |  |


MICHAEL DARIO DIREDA

Vote For 1

| | TOTAL | VOTE % | |
|-----|-------|--------|---|
| Yes | 440 | 64.14% |  |
| No | 120 | 17.49% |  |


TASHA WILLIAMS

Vote For 1

| | TOTAL | VOTE % | |
|-----|-------|--------|---|
| Yes | 447 | 65.16% |  |
| No | 110 | 16.04% |  |

CONSTITUTIONAL AMENDMENT B

Vote For 1

| | TOTAL | VOTE % | |
|---------|-------|--------|---|
| For | 434 | 63.27% |  |
| Against | 199 | 29.01% |  |

CONSTITUTIONAL AMENDMENT C

Vote For 1

| | TOTAL | VOTE % | |
|---------|-------|--------|---|
| For | 533 | 77.70% |  |
| Against | 97 | 14.14% |  |

BALLOT PROPOSITION 19

Vote For 1

| | TOTAL | VOTE % | |
|-----|-------|--------|---|
| Yes | 418 | 60.93% |  |
| No | 218 | 31.78% |  |

ROY22

Statistics TOTAL

| | |
|---------------------------|--------|
| Registered Voters - Total | 625 |
| Ballots Cast - Total | 483 |
| Voter Turnout - Total | 77.28% |

U.S. PRESIDENT / VICE PRESIDENT

Vote For 1

| | TOTAL | VOTE % | |
|-----------------------|-------|--------|---|
| REP DONALD J. TRUMP | 277 | 57.35% | <div style="width: 57.35%; background-color: #ffc107;"></div> |
| DEM KAMALA D. HARRIS | 180 | 37.27% | <div style="width: 37.27%; background-color: #ffc107;"></div> |
| CON JOEL SKOUSEN | 7 | 1.45% | <div style="width: 1.45%; background-color: #ffc107;"></div> |
| GRN JILL STEIN | 4 | 0.83% | <div style="width: 0.83%; background-color: #ffc107;"></div> |
| CORNEL RONALD WEST | 3 | 0.62% | <div style="width: 0.62%; background-color: #ffc107;"></div> |
| LIB CHASE OLIVER | 3 | 0.62% | <div style="width: 0.62%; background-color: #ffc107;"></div> |
| LUCIFER "JUSTIN CASE" | 1 | 0.21% | <div style="width: 0.21%; background-color: #ffc107;"></div> |
| CLAUDIA DE LA CRUZ | 0 | 0.00% | <div style="width: 0.00%; background-color: #ffc107;"></div> |
| Write-In Totals | 3 | 0.62% | <div style="width: 0.62%; background-color: #ffc107;"></div> |

U.S. SENATE

Vote For 1

| | TOTAL | VOTE % | |
|----------------------|-------|--------|---|
| REP JOHN CURTIS | 267 | 55.28% | <div style="width: 55.28%; background-color: #ffc107;"></div> |
| DEM CAROLINE GLEICH | 167 | 34.58% | <div style="width: 34.58%; background-color: #ffc107;"></div> |
| IAP CARLTON E. BOWEN | 27 | 5.59% | <div style="width: 5.59%; background-color: #ffc107;"></div> |
| Write-In Totals | 2 | 0.41% | <div style="width: 0.41%; background-color: #ffc107;"></div> |

U.S. HOUSE DISTRICT 1

Vote For 1

| | TOTAL | VOTE % | |
|----------------------|-------|--------|---|
| REP BLAKE D. MOORE | 276 | 57.14% | <div style="width: 57.14%; background-color: #ffc107;"></div> |
| DEM BILL CAMPBELL | 157 | 32.51% | <div style="width: 32.51%; background-color: #ffc107;"></div> |
| LIB DANIEL R. COTTAM | 23 | 4.76% | <div style="width: 4.76%; background-color: #ffc107;"></div> |

GOVERNOR / LT. GOVERNOR

Vote For 1

| | TOTAL | VOTE % | |
|----------------------|-------|--------|---|
| REP SPENCER J. COX | 225 | 46.58% | <div style="width: 46.58%; background-color: #ffc107;"></div> |
| DEM BRIAN SMITH KING | 142 | 29.40% | <div style="width: 29.40%; background-color: #ffc107;"></div> |
| LIB J. ROBERT LATHAM | 27 | 5.59% | <div style="width: 5.59%; background-color: #ffc107;"></div> |
| IAP TOMMY WILLIAMS | 16 | 3.31% | <div style="width: 3.31%; background-color: #ffc107;"></div> |
| TOM TOMENY | 3 | 0.62% | <div style="width: 0.62%; background-color: #ffc107;"></div> |
| Write-In Totals | 57 | 11.80% | <div style="width: 11.80%; background-color: #ffc107;"></div> |

ROY22

ATTORNEY GENERAL

Vote For 1

| | TOTAL | VOTE % | |
|--------------------------|-------|--------|--|
| REP DEREK BROWN | 241 | 49.90% | <div style="width: 49.90%;"><div style="width: 49.90%;"></div></div> |
| DEM RUDY J BAUTISTA | 146 | 30.23% | <div style="width: 30.23%;"><div style="width: 30.23%;"></div></div> |
| UUP MICHELLE QUIST | 24 | 4.97% | <div style="width: 4.97%;"><div style="width: 4.97%;"></div></div> |
| AUSTIN HEPWORTH | 23 | 4.76% | <div style="width: 4.76%;"><div style="width: 4.76%;"></div></div> |
| LIB W. ANDREW MCCULLOUGH | 22 | 4.55% | <div style="width: 4.55%;"><div style="width: 4.55%;"></div></div> |

STATE AUDITOR AUDITOR

Vote For 1

| | TOTAL | VOTE % | |
|-----------------------|-------|--------|--|
| REP TINA CANNON | 255 | 52.80% | <div style="width: 52.80%;"><div style="width: 52.80%;"></div></div> |
| DEM CATHERINE VOUTAZ | 158 | 32.71% | <div style="width: 32.71%;"><div style="width: 32.71%;"></div></div> |
| CON JEFFREY L. OSTLER | 32 | 6.63% | <div style="width: 6.63%;"><div style="width: 6.63%;"></div></div> |

STATE TREASURER

Vote For 1

| | TOTAL | VOTE % | |
|-------------------|-------|--------|--|
| REP MARLO M. OAKS | 261 | 54.04% | <div style="width: 54.04%;"><div style="width: 54.04%;"></div></div> |
| DEM NEIL A HANSEN | 156 | 32.30% | <div style="width: 32.30%;"><div style="width: 32.30%;"></div></div> |
| UFP MILES POMEROY | 27 | 5.59% | <div style="width: 5.59%;"><div style="width: 5.59%;"></div></div> |

UTAH SENATE DISTRICT 4

Vote For 1

| | TOTAL | VOTE % | |
|--------------------------|-------|--------|--|
| REP CALVIN RAY MUSSELMAN | 283 | 58.59% | <div style="width: 58.59%;"><div style="width: 58.59%;"></div></div> |

UTAH HOUSE DISTRICT 12

Vote For 1

| | TOTAL | VOTE % | |
|-------------------|-------|--------|--|
| REP MIKE SCHULTZ | 290 | 60.04% | <div style="width: 60.04%;"><div style="width: 60.04%;"></div></div> |
| DEM SHARON HILTON | 167 | 34.58% | <div style="width: 34.58%;"><div style="width: 34.58%;"></div></div> |

COUNTY COMMISSION SEAT C

Vote For 1

| | TOTAL | VOTE % | |
|------------------------|-------|--------|--|
| REP JIM HARVEY | 249 | 51.55% | <div style="width: 51.55%;"><div style="width: 51.55%;"></div></div> |
| DEM STEVEN VAN WAGONER | 157 | 32.51% | <div style="width: 32.51%;"><div style="width: 32.51%;"></div></div> |
| LIB BRIAN K ROWLEY | 46 | 9.52% | <div style="width: 9.52%;"><div style="width: 9.52%;"></div></div> |

COUNTY ASSESSOR

Vote For 1

| | TOTAL | VOTE % | |
|----------------------|-------|--------|--|
| REP JOHN E. ULIBARRI | 338 | 69.98% | <div style="width: 69.98%;"><div style="width: 69.98%;"></div></div> |

ROY22

COUNTY RECORDER / SURVEYOR

Vote For 1

| | TOTAL | VOTE % | |
|-----------------------|-------|--------|--|
| REP BAHY RAHIMZADEGAN | 329 | 68.12% | |

COUNTY TREASURER

Vote For 1

| | TOTAL | VOTE % | |
|--------------------|-------|--------|--|
| REP LYNELLE JENSEN | 334 | 69.15% | |

WEBER SCHOOL BOARD DISTRICT 5

Vote For 1

| | TOTAL | VOTE % | |
|------------------|-------|--------|--|
| DOUGLAS R. HURST | 325 | 67.29% | |

MATTHEW B. DURRANT

Vote For 1

| | TOTAL | VOTE % | |
|-----|-------|--------|--|
| Yes | 292 | 60.46% | |
| No | 105 | 21.74% | |

RYAN D. TENNEY

Vote For 1

| | TOTAL | VOTE % | |
|-----|-------|--------|--|
| Yes | 284 | 58.80% | |
| No | 107 | 22.15% | |

JOSEPH M. BEAN

Vote For 1

| | TOTAL | VOTE % | |
|-----|-------|--------|--|
| Yes | 279 | 57.76% | |
| No | 110 | 22.77% | |

RONALD G. RUSSELL

Vote For 1

| | TOTAL | VOTE % | |
|-----|-------|--------|--|
| Yes | 285 | 59.01% | |
| No | 108 | 22.36% | |

CRISTINA PATRICIA ORTEGA

Vote For 1

| | TOTAL | VOTE % | |
|-----|-------|--------|--|
| Yes | 300 | 62.11% | |
| No | 98 | 20.29% | |

ROY22

CRAIG HALL

Vote For 1

| | TOTAL | VOTE % | |
|-----|-------|--------|---|
| Yes | 286 | 59.21% |  |
| No | 104 | 21.53% |  |

MICHAEL DARIO DIREDA

Vote For 1

| | TOTAL | VOTE % | |
|-----|-------|--------|---|
| Yes | 294 | 60.87% |  |
| No | 100 | 20.70% |  |


TASHA WILLIAMS

Vote For 1

| | TOTAL | VOTE % | |
|-----|-------|--------|---|
| Yes | 306 | 63.35% |  |
| No | 93 | 19.25% |  |

CONSTITUTIONAL AMENDMENT B

Vote For 1

| | TOTAL | VOTE % | |
|---------|-------|--------|---|
| For | 297 | 61.49% |  |
| Against | 151 | 31.26% |  |

CONSTITUTIONAL AMENDMENT C

Vote For 1

| | TOTAL | VOTE % | |
|---------|-------|--------|---|
| For | 376 | 77.85% |  |
| Against | 75 | 15.53% |  |

BALLOT PROPOSITION 19

Vote For 1

| | TOTAL | VOTE % | |
|-----|-------|--------|---|
| Yes | 265 | 54.87% |  |
| No | 187 | 38.72% |  |

ROY23

Statistics TOTAL

| | |
|---------------------------|--------|
| Registered Voters - Total | 894 |
| Ballots Cast - Total | 761 |
| Voter Turnout - Total | 85.12% |

U.S. PRESIDENT / VICE PRESIDENT

Vote For 1

| | TOTAL | VOTE % | |
|-----------------------|-------|--------|--|
| REP DONALD J. TRUMP | 427 | 56.11% | |
| DEM KAMALA D. HARRIS | 293 | 38.50% | |
| LIB CHASE OLIVER | 12 | 1.58% | |
| GRN JILL STEIN | 7 | 0.92% | |
| LUCIFER "JUSTIN CASE" | 5 | 0.66% | |
| CON JOEL SKOUSEN | 4 | 0.53% | |
| CLAUDIA DE LA CRUZ | 3 | 0.39% | |
| CORNEL RONALD WEST | 0 | 0.00% | |
| Write-In Totals | 4 | 0.53% | |

U.S. SENATE

Vote For 1

| | TOTAL | VOTE % | |
|----------------------|-------|--------|--|
| REP JOHN CURTIS | 420 | 55.19% | |
| DEM CAROLINE GLEICH | 240 | 31.54% | |
| IAP CARLTON E. BOWEN | 56 | 7.36% | |
| Write-In Totals | 7 | 0.92% | |

U.S. HOUSE DISTRICT 1

Vote For 1

| | TOTAL | VOTE % | |
|----------------------|-------|--------|--|
| REP BLAKE D. MOORE | 426 | 55.98% | |
| DEM BILL CAMPBELL | 232 | 30.49% | |
| LIB DANIEL R. COTTAM | 58 | 7.62% | |

GOVERNOR / LT. GOVERNOR

Vote For 1

| | TOTAL | VOTE % | |
|----------------------|-------|--------|--|
| REP SPENCER J. COX | 380 | 49.93% | |
| DEM BRIAN SMITH KING | 212 | 27.86% | |
| LIB J. ROBERT LATHAM | 33 | 4.34% | |
| IAP TOMMY WILLIAMS | 13 | 1.71% | |
| TOM TOMENY | 3 | 0.39% | |
| Write-In Totals | 95 | 12.48% | |

ROY23

ATTORNEY GENERAL

Vote For 1

| | TOTAL | VOTE % | |
|--------------------------|-------|--------|--|
| REP DEREK BROWN | 403 | 52.96% | <div style="width: 52.96%;"><div style="width: 52.96%;"></div></div> |
| DEM RUDY J BAUTISTA | 209 | 27.46% | <div style="width: 27.46%;"><div style="width: 27.46%;"></div></div> |
| LIB W. ANDREW MCCULLOUGH | 41 | 5.39% | <div style="width: 5.39%;"><div style="width: 5.39%;"></div></div> |
| UUP MICHELLE QUIST | 41 | 5.39% | <div style="width: 5.39%;"><div style="width: 5.39%;"></div></div> |
| AUSTIN HEPWORTH | 30 | 3.94% | <div style="width: 3.94%;"><div style="width: 3.94%;"></div></div> |

STATE AUDITOR AUDITOR

Vote For 1

| | TOTAL | VOTE % | |
|-----------------------|-------|--------|--|
| REP TINA CANNON | 431 | 56.64% | <div style="width: 56.64%;"><div style="width: 56.64%;"></div></div> |
| DEM CATHERINE VOUTAZ | 229 | 30.09% | <div style="width: 30.09%;"><div style="width: 30.09%;"></div></div> |
| CON JEFFREY L. OSTLER | 51 | 6.70% | <div style="width: 6.70%;"><div style="width: 6.70%;"></div></div> |

STATE TREASURER

Vote For 1

| | TOTAL | VOTE % | |
|-------------------|-------|--------|--|
| REP MARLO M. OAKS | 443 | 58.21% | <div style="width: 58.21%;"><div style="width: 58.21%;"></div></div> |
| DEM NEIL A HANSEN | 226 | 29.70% | <div style="width: 29.70%;"><div style="width: 29.70%;"></div></div> |
| UFP MILES POMEROY | 45 | 5.91% | <div style="width: 5.91%;"><div style="width: 5.91%;"></div></div> |

UTAH SENATE DISTRICT 4

Vote For 1

| | TOTAL | VOTE % | |
|--------------------------|-------|--------|--|
| REP CALVIN RAY MUSSELMAN | 465 | 61.10% | <div style="width: 61.10%;"><div style="width: 61.10%;"></div></div> |

UTAH HOUSE DISTRICT 12

Vote For 1

| | TOTAL | VOTE % | |
|-------------------|-------|--------|--|
| REP MIKE SCHULTZ | 451 | 59.26% | <div style="width: 59.26%;"><div style="width: 59.26%;"></div></div> |
| DEM SHARON HILTON | 264 | 34.69% | <div style="width: 34.69%;"><div style="width: 34.69%;"></div></div> |

COUNTY COMMISSION SEAT C

Vote For 1

| | TOTAL | VOTE % | |
|------------------------|-------|--------|--|
| REP JIM HARVEY | 382 | 50.20% | <div style="width: 50.20%;"><div style="width: 50.20%;"></div></div> |
| DEM STEVEN VAN WAGONER | 272 | 35.74% | <div style="width: 35.74%;"><div style="width: 35.74%;"></div></div> |
| LIB BRIAN K ROWLEY | 67 | 8.80% | <div style="width: 8.80%;"><div style="width: 8.80%;"></div></div> |

COUNTY ASSESSOR

Vote For 1

| | TOTAL | VOTE % | |
|----------------------|-------|--------|--|
| REP JOHN E. ULIBARRI | 556 | 73.06% | <div style="width: 73.06%;"><div style="width: 73.06%;"></div></div> |

ROY23

COUNTY RECORDER / SURVEYOR

Vote For 1

| | TOTAL | VOTE % | |
|-----------------------|-------|--------|--|
| REP BAHY RAHIMZADEGAN | 523 | 68.73% | |

COUNTY TREASURER

Vote For 1

| | TOTAL | VOTE % | |
|--------------------|-------|--------|--|
| REP LYNELLE JENSEN | 544 | 71.48% | |

WEBER SCHOOL BOARD DISTRICT 5

Vote For 1

| | TOTAL | VOTE % | |
|------------------|-------|--------|--|
| DOUGLAS R. HURST | 508 | 66.75% | |

MATTHEW B. DURRANT

Vote For 1

| | TOTAL | VOTE % | |
|-----|-------|--------|--|
| Yes | 452 | 59.40% | |
| No | 189 | 24.84% | |

RYAN D. TENNEY

Vote For 1

| | TOTAL | VOTE % | |
|-----|-------|--------|--|
| Yes | 453 | 59.53% | |
| No | 182 | 23.92% | |

JOSEPH M. BEAN

Vote For 1

| | TOTAL | VOTE % | |
|-----|-------|--------|--|
| Yes | 464 | 60.97% | |
| No | 168 | 22.08% | |

RONALD G. RUSSELL

Vote For 1

| | TOTAL | VOTE % | |
|-----|-------|--------|--|
| Yes | 471 | 61.89% | |
| No | 164 | 21.55% | |

CRISTINA PATRICIA ORTEGA


Vote For 1

| | TOTAL | VOTE % | |
|-----|-------|--------|--|
| Yes | 473 | 62.16% | |
| No | 161 | 21.16% | |

ROY23

CRAIG HALL

Vote For 1

| | TOTAL | VOTE % | |
|-----|-------|--------|---|
| Yes | 434 | 57.03% |  |
| No | 196 | 25.76% |  |

MICHAEL DARIO DIREDA

Vote For 1

| | TOTAL | VOTE % | |
|-----|-------|--------|---|
| Yes | 465 | 61.10% |  |
| No | 170 | 22.34% |  |

TASHA WILLIAMS

Vote For 1

| | TOTAL | VOTE % | |
|-----|-------|--------|---|
| Yes | 476 | 62.55% |  |
| No | 156 | 20.50% |  |

CONSTITUTIONAL AMENDMENT B

Vote For 1

| | TOTAL | VOTE % | |
|---------|-------|--------|---|
| For | 470 | 61.76% |  |
| Against | 235 | 30.88% |  |

CONSTITUTIONAL AMENDMENT C

Vote For 1

| | TOTAL | VOTE % | |
|---------|-------|--------|---|
| For | 565 | 74.24% |  |
| Against | 140 | 18.40% |  |

BALLOT PROPOSITION 19

Vote For 1

| | TOTAL | VOTE % | |
|-----|-------|--------|---|
| Yes | 464 | 60.97% |  |
| No | 255 | 33.51% |  |

SOG01

Statistics TOTAL

| | |
|---------------------------|--------|
| Registered Voters - Total | 1,061 |
| Ballots Cast - Total | 858 |
| Voter Turnout - Total | 80.87% |

U.S. PRESIDENT / VICE PRESIDENT

Vote For 1

| | TOTAL | VOTE % | |
|-----------------------|-------|--------|---|
| DEM KAMALA D. HARRIS | 408 | 47.55% | <div style="width: 47.55%; background-color: #f1c40f;"></div> |
| REP DONALD J. TRUMP | 399 | 46.50% | <div style="width: 46.50%; background-color: #f1c40f;"></div> |
| LIB CHASE OLIVER | 15 | 1.75% | <div style="width: 1.75%; background-color: #f1c40f;"></div> |
| CLAUDIA DE LA CRUZ | 8 | 0.93% | <div style="width: 0.93%; background-color: #f1c40f;"></div> |
| GRN JILL STEIN | 7 | 0.82% | <div style="width: 0.82%; background-color: #f1c40f;"></div> |
| LUCIFER "JUSTIN CASE" | 5 | 0.58% | <div style="width: 0.58%; background-color: #f1c40f;"></div> |
| CON JOEL SKOUSEN | 4 | 0.47% | <div style="width: 0.47%; background-color: #f1c40f;"></div> |
| CORNEL RONALD WEST | 2 | 0.23% | <div style="width: 0.23%; background-color: #f1c40f;"></div> |
| Write-In Totals | 7 | 0.82% | <div style="width: 0.82%; background-color: #f1c40f;"></div> |

U.S. SENATE

Vote For 1

| | TOTAL | VOTE % | |
|----------------------|-------|--------|---|
| REP JOHN CURTIS | 390 | 45.45% | <div style="width: 45.45%; background-color: #f1c40f;"></div> |
| DEM CAROLINE GLEICH | 377 | 43.94% | <div style="width: 43.94%; background-color: #f1c40f;"></div> |
| IAP CARLTON E. BOWEN | 48 | 5.59% | <div style="width: 5.59%; background-color: #f1c40f;"></div> |
| Write-In Totals | 3 | 0.35% | <div style="width: 0.35%; background-color: #f1c40f;"></div> |

U.S. HOUSE DISTRICT 1

Vote For 1

| | TOTAL | VOTE % | |
|----------------------|-------|--------|---|
| REP BLAKE D. MOORE | 402 | 46.85% | <div style="width: 46.85%; background-color: #f1c40f;"></div> |
| DEM BILL CAMPBELL | 348 | 40.56% | <div style="width: 40.56%; background-color: #f1c40f;"></div> |
| LIB DANIEL R. COTTAM | 64 | 7.46% | <div style="width: 7.46%; background-color: #f1c40f;"></div> |

GOVERNOR / LT. GOVERNOR

Vote For 1

| | TOTAL | VOTE % | |
|----------------------|-------|--------|---|
| REP SPENCER J. COX | 384 | 44.76% | <div style="width: 44.76%; background-color: #f1c40f;"></div> |
| DEM BRIAN SMITH KING | 328 | 38.23% | <div style="width: 38.23%; background-color: #f1c40f;"></div> |
| LIB J. ROBERT LATHAM | 46 | 5.36% | <div style="width: 5.36%; background-color: #f1c40f;"></div> |
| IAP TOMMY WILLIAMS | 12 | 1.40% | <div style="width: 1.40%; background-color: #f1c40f;"></div> |
| TOM TOMENY | 3 | 0.35% | <div style="width: 0.35%; background-color: #f1c40f;"></div> |
| Write-In Totals | 57 | 6.64% | <div style="width: 6.64%; background-color: #f1c40f;"></div> |

SOG01

ATTORNEY GENERAL

Vote For 1

| | TOTAL | VOTE % |
|--------------------------|-------|--------|
| REP DEREK BROWN | 364 | 42.42% |
| DEM RUDY J BAUTISTA | 315 | 36.71% |
| UUP MICHELLE QUIST | 60 | 6.99% |
| LIB W. ANDREW MCCULLOUGH | 50 | 5.83% |
| AUSTIN HEPWORTH | 23 | 2.68% |

STATE AUDITOR AUDITOR

Vote For 1

| | TOTAL | VOTE % |
|-----------------------|-------|--------|
| REP TINA CANNON | 399 | 46.50% |
| DEM CATHERINE VOUTAZ | 362 | 42.19% |
| CON JEFFREY L. OSTLER | 40 | 4.66% |

STATE TREASURER

Vote For 1

| | TOTAL | VOTE % |
|-------------------|-------|--------|
| REP MARLO M. OAKS | 397 | 46.27% |
| DEM NEIL A HANSEN | 340 | 39.63% |
| UFP MILES POMEROY | 56 | 6.53% |

UTAH HOUSE DISTRICT 10

Vote For 1

| | TOTAL | VOTE % |
|---------------------|-------|--------|
| DEM ROSEMARY LESSER | 414 | 48.25% |
| REP JILL KOFORD | 405 | 47.20% |

STATE BOARD OF EDUCATION DISTRICT 3

Vote For 1

| | TOTAL | VOTE % |
|-------------------|-------|--------|
| REP ROD HALL | 413 | 48.14% |
| UFP LAURA JOHNSON | 306 | 35.66% |

COUNTY COMMISSION SEAT C

Vote For 1

| | TOTAL | VOTE % |
|------------------------|-------|--------|
| DEM STEVEN VAN WAGONER | 359 | 41.84% |
| REP JIM HARVEY | 357 | 41.61% |
| LIB BRIAN K ROWLEY | 83 | 9.67% |

COUNTY ASSESSOR

Vote For 1

| | TOTAL | VOTE % |
|----------------------|-------|--------|
| REP JOHN E. ULIBARRI | 586 | 68.30% |

SOG01

COUNTY RECORDER / SURVEYOR

Vote For 1

| | TOTAL | VOTE % | |
|-----------------------|-------|--------|--|
| REP BAHY RAHIMZADEGAN | 573 | 66.78% | |

COUNTY TREASURER

Vote For 1

| | TOTAL | VOTE % | |
|--------------------|-------|--------|--|
| REP LYNELLE JENSEN | 585 | 68.18% | |

MATTHEW B. DURRANT

Vote For 1

| | TOTAL | VOTE % | |
|-----|-------|--------|--|
| Yes | 487 | 56.76% | |
| No | 182 | 21.21% | |

RYAN D. TENNEY

Vote For 1

| | TOTAL | VOTE % | |
|-----|-------|--------|--|
| Yes | 498 | 58.04% | |
| No | 166 | 19.35% | |

JOSEPH M. BEAN

Vote For 1

| | TOTAL | VOTE % | |
|-----|-------|--------|--|
| Yes | 495 | 57.69% | |
| No | 168 | 19.58% | |

RONALD G. RUSSELL

Vote For 1

| | TOTAL | VOTE % | |
|-----|-------|--------|--|
| Yes | 506 | 58.97% | |
| No | 156 | 18.18% | |

CRISTINA PATRICIA ORTEGA

Vote For 1

| | TOTAL | VOTE % | |
|-----|-------|--------|--|
| Yes | 527 | 61.42% | |
| No | 151 | 17.60% | |

CRAIG HALL

Vote For 1

| | TOTAL | VOTE % | |
|-----|-------|--------|--|
| Yes | 495 | 57.69% | |
| No | 174 | 20.28% | |

SOG01

MICHAEL DARIO DIREDA

Vote For 1

| | TOTAL | VOTE % | |
|-----|-------|--------|---|
| Yes | 532 | 62.00% |  |
| No | 144 | 16.78% |  |

TASHA WILLIAMS

Vote For 1

| | TOTAL | VOTE % | |
|-----|-------|--------|---|
| Yes | 544 | 63.40% |  |
| No | 127 | 14.80% |  |

CONSTITUTIONAL AMENDMENT B

Vote For 1

| | TOTAL | VOTE % | |
|---------|-------|--------|---|
| For | 561 | 65.38% |  |
| Against | 217 | 25.29% |  |

CONSTITUTIONAL AMENDMENT C

Vote For 1

| | TOTAL | VOTE % | |
|---------|-------|--------|---|
| For | 650 | 75.76% |  |
| Against | 129 | 15.04% |  |

BALLOT PROPOSITION 19

Vote For 1

| | TOTAL | VOTE % | |
|-----|-------|--------|---|
| Yes | 577 | 67.25% |  |
| No | 224 | 26.11% |  |

SOG02

Statistics TOTAL

| | |
|---------------------------|--------|
| Registered Voters - Total | 772 |
| Ballots Cast - Total | 688 |
| Voter Turnout - Total | 89.12% |

U.S. PRESIDENT / VICE PRESIDENT

Vote For 1

| | TOTAL | VOTE % | |
|-----------------------|-------|--------|---|
| REP DONALD J. TRUMP | 348 | 50.58% | <div style="width: 50.58%; background-color: #ffc107;"></div> |
| DEM KAMALA D. HARRIS | 294 | 42.73% | <div style="width: 42.73%; background-color: #ffc107;"></div> |
| LIB CHASE OLIVER | 14 | 2.03% | <div style="width: 2.03%; background-color: #ffc107;"></div> |
| GRN JILL STEIN | 8 | 1.16% | <div style="width: 1.16%; background-color: #ffc107;"></div> |
| CON JOEL SKOUSEN | 7 | 1.02% | <div style="width: 1.02%; background-color: #ffc107;"></div> |
| CLAUDIA DE LA CRUZ | 3 | 0.44% | <div style="width: 0.44%; background-color: #ffc107;"></div> |
| LUCIFER "JUSTIN CASE" | 2 | 0.29% | <div style="width: 0.29%; background-color: #ffc107;"></div> |
| CORNEL RONALD WEST | 0 | 0.00% | <div style="width: 0.00%; background-color: #ffc107;"></div> |
| Write-In Totals | 5 | 0.73% | <div style="width: 0.73%; background-color: #ffc107;"></div> |

U.S. SENATE

Vote For 1

| | TOTAL | VOTE % | |
|----------------------|-------|--------|---|
| REP JOHN CURTIS | 341 | 49.56% | <div style="width: 49.56%; background-color: #ffc107;"></div> |
| DEM CAROLINE GLEICH | 271 | 39.39% | <div style="width: 39.39%; background-color: #ffc107;"></div> |
| IAP CARLTON E. BOWEN | 43 | 6.25% | <div style="width: 6.25%; background-color: #ffc107;"></div> |
| Write-In Totals | 3 | 0.44% | <div style="width: 0.44%; background-color: #ffc107;"></div> |

U.S. HOUSE DISTRICT 1

Vote For 1

| | TOTAL | VOTE % | |
|----------------------|-------|--------|---|
| REP BLAKE D. MOORE | 363 | 52.76% | <div style="width: 52.76%; background-color: #ffc107;"></div> |
| DEM BILL CAMPBELL | 252 | 36.63% | <div style="width: 36.63%; background-color: #ffc107;"></div> |
| LIB DANIEL R. COTTAM | 33 | 4.80% | <div style="width: 4.80%; background-color: #ffc107;"></div> |

GOVERNOR / LT. GOVERNOR

Vote For 1

| | TOTAL | VOTE % | |
|----------------------|-------|--------|---|
| REP SPENCER J. COX | 319 | 46.37% | <div style="width: 46.37%; background-color: #ffc107;"></div> |
| DEM BRIAN SMITH KING | 238 | 34.59% | <div style="width: 34.59%; background-color: #ffc107;"></div> |
| LIB J. ROBERT LATHAM | 27 | 3.92% | <div style="width: 3.92%; background-color: #ffc107;"></div> |
| IAP TOMMY WILLIAMS | 12 | 1.74% | <div style="width: 1.74%; background-color: #ffc107;"></div> |
| TOM TOMENY | 1 | 0.15% | <div style="width: 0.15%; background-color: #ffc107;"></div> |
| Write-In Totals | 67 | 9.74% | <div style="width: 9.74%; background-color: #ffc107;"></div> |

SOG02

ATTORNEY GENERAL

Vote For 1

| | TOTAL | VOTE % |
|--------------------------|-------|--------|
| REP DEREK BROWN | 318 | 46.22% |
| DEM RUDY J BAUTISTA | 221 | 32.12% |
| UUP MICHELLE QUIST | 59 | 8.58% |
| LIB W. ANDREW MCCULLOUGH | 36 | 5.23% |
| AUSTIN HEPWORTH | 21 | 3.05% |

STATE AUDITOR AUDITOR

Vote For 1

| | TOTAL | VOTE % |
|-----------------------|-------|--------|
| REP TINA CANNON | 346 | 50.29% |
| DEM CATHERINE VOUTAZ | 247 | 35.90% |
| CON JEFFREY L. OSTLER | 39 | 5.67% |

STATE TREASURER

Vote For 1

| | TOTAL | VOTE % |
|-------------------|-------|--------|
| REP MARLO M. OAKS | 342 | 49.71% |
| DEM NEIL A HANSEN | 247 | 35.90% |
| UFP MILES POMEROY | 50 | 7.27% |

UTAH HOUSE DISTRICT 10

Vote For 1

| | TOTAL | VOTE % |
|---------------------|-------|--------|
| REP JILL KOFORD | 351 | 51.02% |
| DEM ROSEMARY LESSER | 308 | 44.77% |

STATE BOARD OF EDUCATION DISTRICT 3

Vote For 1

| | TOTAL | VOTE % |
|-------------------|-------|--------|
| REP ROD HALL | 364 | 52.91% |
| UFP LAURA JOHNSON | 240 | 34.88% |

COUNTY COMMISSION SEAT C

Vote For 1

| | TOTAL | VOTE % |
|------------------------|-------|--------|
| REP JIM HARVEY | 323 | 46.95% |
| DEM STEVEN VAN WAGONER | 277 | 40.26% |
| LIB BRIAN K ROWLEY | 46 | 6.69% |

COUNTY ASSESSOR

Vote For 1

| | TOTAL | VOTE % |
|----------------------|-------|--------|
| REP JOHN E. ULIBARRI | 486 | 70.64% |

SOG02

COUNTY RECORDER / SURVEYOR

Vote For 1

| | TOTAL | VOTE % | |
|-----------------------|-------|--------|--|
| REP BAHY RAHIMZADEGAN | 474 | 68.90% | |

COUNTY TREASURER

Vote For 1

| | TOTAL | VOTE % | |
|--------------------|-------|--------|--|
| REP LYNELLE JENSEN | 492 | 71.51% | |

MATTHEW B. DURRANT

Vote For 1

| | TOTAL | VOTE % | |
|-----|-------|--------|--|
| Yes | 438 | 63.66% | |
| No | 121 | 17.59% | |

RYAN D. TENNEY

Vote For 1

| | TOTAL | VOTE % | |
|-----|-------|--------|--|
| Yes | 430 | 62.50% | |
| No | 117 | 17.01% | |

JOSEPH M. BEAN

Vote For 1

| | TOTAL | VOTE % | |
|-----|-------|--------|--|
| Yes | 421 | 61.19% | |
| No | 127 | 18.46% | |

RONALD G. RUSSELL

Vote For 1

| | TOTAL | VOTE % | |
|-----|-------|--------|--|
| Yes | 436 | 63.37% | |
| No | 111 | 16.13% | |

CRISTINA PATRICIA ORTEGA

Vote For 1

| | TOTAL | VOTE % | |
|-----|-------|--------|--|
| Yes | 447 | 64.97% | |
| No | 106 | 15.41% | |

CRAIG HALL

Vote For 1

| | TOTAL | VOTE % | |
|-----|-------|--------|--|
| Yes | 426 | 61.92% | |
| No | 117 | 17.01% | |

SOG02

MICHAEL DARIO DIREDA

Vote For 1

| | TOTAL | VOTE % | |
|-----|-------|--------|---|
| Yes | 451 | 65.55% |  |
| No | 97 | 14.10% |  |

TASHA WILLIAMS

Vote For 1

| | TOTAL | VOTE % | |
|-----|-------|--------|---|
| Yes | 453 | 65.84% |  |
| No | 98 | 14.24% |  |

CONSTITUTIONAL AMENDMENT B

Vote For 1

| | TOTAL | VOTE % | |
|---------|-------|--------|---|
| For | 461 | 67.01% |  |
| Against | 174 | 25.29% |  |

CONSTITUTIONAL AMENDMENT C

Vote For 1

| | TOTAL | VOTE % | |
|---------|-------|--------|---|
| For | 541 | 78.63% |  |
| Against | 99 | 14.39% |  |

BALLOT PROPOSITION 19

Vote For 1

| | TOTAL | VOTE % | |
|-----|-------|--------|---|
| Yes | 456 | 66.28% |  |
| No | 188 | 27.33% |  |

SOG03

Statistics TOTAL

| | |
|---------------------------|--------|
| Registered Voters - Total | 697 |
| Ballots Cast - Total | 609 |
| Voter Turnout - Total | 87.37% |

U.S. PRESIDENT / VICE PRESIDENT

Vote For 1

| | TOTAL | VOTE % | |
|-----------------------|-------|--------|--|
| REP DONALD J. TRUMP | 329 | 54.02% | <div style="width: 54.02%;"><div style="width: 54.02%;"></div></div> |
| DEM KAMALA D. HARRIS | 241 | 39.57% | <div style="width: 39.57%;"><div style="width: 39.57%;"></div></div> |
| GRN JILL STEIN | 5 | 0.82% | <div style="width: 0.82%;"><div style="width: 0.82%;"></div></div> |
| LIB CHASE OLIVER | 5 | 0.82% | <div style="width: 0.82%;"><div style="width: 0.82%;"></div></div> |
| CLAUDIA DE LA CRUZ | 4 | 0.66% | <div style="width: 0.66%;"><div style="width: 0.66%;"></div></div> |
| CORNEL RONALD WEST | 1 | 0.16% | <div style="width: 0.16%;"><div style="width: 0.16%;"></div></div> |
| LUCIFER "JUSTIN CASE" | 1 | 0.16% | <div style="width: 0.16%;"><div style="width: 0.16%;"></div></div> |
| CON JOEL SKOUSEN | 1 | 0.16% | <div style="width: 0.16%;"><div style="width: 0.16%;"></div></div> |
| Write-In Totals | 13 | 2.13% | <div style="width: 2.13%;"><div style="width: 2.13%;"></div></div> |

U.S. SENATE

Vote For 1

| | TOTAL | VOTE % | |
|----------------------|-------|--------|--|
| REP JOHN CURTIS | 332 | 54.52% | <div style="width: 54.52%;"><div style="width: 54.52%;"></div></div> |
| DEM CAROLINE GLEICH | 215 | 35.30% | <div style="width: 35.30%;"><div style="width: 35.30%;"></div></div> |
| IAP CARLTON E. BOWEN | 26 | 4.27% | <div style="width: 4.27%;"><div style="width: 4.27%;"></div></div> |
| Write-In Totals | 3 | 0.49% | <div style="width: 0.49%;"><div style="width: 0.49%;"></div></div> |

U.S. HOUSE DISTRICT 1

Vote For 1

| | TOTAL | VOTE % | |
|----------------------|-------|--------|--|
| REP BLAKE D. MOORE | 340 | 55.83% | <div style="width: 55.83%;"><div style="width: 55.83%;"></div></div> |
| DEM BILL CAMPBELL | 201 | 33.00% | <div style="width: 33.00%;"><div style="width: 33.00%;"></div></div> |
| LIB DANIEL R. COTTAM | 22 | 3.61% | <div style="width: 3.61%;"><div style="width: 3.61%;"></div></div> |

GOVERNOR / LT. GOVERNOR






Vote For 1

| | TOTAL | VOTE % | |
|----------------------|-------|--------|--|
| REP SPENCER J. COX | 301 | 49.43% | <div style="width: 49.43%;"><div style="width: 49.43%;"></div></div> |
| DEM BRIAN SMITH KING | 191 | 31.36% | <div style="width: 31.36%;"><div style="width: 31.36%;"></div></div> |
| IAP TOMMY WILLIAMS | 15 | 2.46% | <div style="width: 2.46%;"><div style="width: 2.46%;"></div></div> |
| LIB J. ROBERT LATHAM | 15 | 2.46% | <div style="width: 2.46%;"><div style="width: 2.46%;"></div></div> |
| TOM TOMENY | 1 | 0.16% | <div style="width: 0.16%;"><div style="width: 0.16%;"></div></div> |
| Write-In Totals | 58 | 9.52% | <div style="width: 9.52%;"><div style="width: 9.52%;"></div></div> |

SOG03

ATTORNEY GENERAL

Vote For 1

| | TOTAL | VOTE % | |
|--------------------------|-------|--------|---|
| REP DEREK BROWN | 307 | 50.41% |  |
| DEM RUDY J BAUTISTA | 178 | 29.23% |  |
| UUP MICHELLE QUIST | 39 | 6.40% |  |
| LIB W. ANDREW MCCULLOUGH | 25 | 4.11% |  |
| AUSTIN HEPWORTH | 21 | 3.45% |  |




STATE AUDITOR AUDITOR

Vote For 1

| | TOTAL | VOTE % | |
|-----------------------|-------|--------|---|
| REP TINA CANNON | 327 | 53.69% |  |
| DEM CATHERINE VOUTAZ | 209 | 34.32% |  |
| CON JEFFREY L. OSTLER | 26 | 4.27% |  |


STATE TREASURER

Vote For 1

| | TOTAL | VOTE % | |
|-------------------|-------|--------|---|
| REP MARLO M. OAKS | 333 | 54.68% |  |
| DEM NEIL A HANSEN | 189 | 31.03% |  |
| UFP MILES POMEROY | 38 | 6.24% |  |

UTAH HOUSE DISTRICT 10

Vote For 1

| | TOTAL | VOTE % | |
|---------------------|-------|--------|---|
| REP JILL KOFORD | 319 | 52.38% |  |
| DEM ROSEMARY LESSER | 266 | 43.68% |  |




STATE BOARD OF EDUCATION DISTRICT 3

Vote For 1

| | TOTAL | VOTE % | |
|-------------------|-------|--------|---|
| REP ROD HALL | 351 | 57.64% |  |
| UFP LAURA JOHNSON | 175 | 28.74% |  |

COUNTY COMMISSION SEAT C

Vote For 1

| | TOTAL | VOTE % | |
|------------------------|-------|--------|---|
| REP JIM HARVEY | 330 | 54.19% |  |
| DEM STEVEN VAN WAGONER | 213 | 34.98% |  |
| LIB BRIAN K ROWLEY | 34 | 5.58% |  |

COUNTY ASSESSOR

Vote For 1

| | TOTAL | VOTE % | |
|----------------------|-------|--------|---|
| REP JOHN E. ULIBARRI | 441 | 72.41% |  |

SOG03

COUNTY RECORDER / SURVEYOR

Vote For 1

| | TOTAL | VOTE % | |
|-----------------------|-------|--------|--|
| REP BAHY RAHIMZADEGAN | 429 | 70.44% | |

COUNTY TREASURER

Vote For 1

| | TOTAL | VOTE % | |
|--------------------|-------|--------|--|
| REP LYNELLE JENSEN | 442 | 72.58% | |

MATTHEW B. DURRANT

Vote For 1

| | TOTAL | VOTE % | |
|-----|-------|--------|--|
| Yes | 387 | 63.55% | |
| No | 110 | 18.06% | |

RYAN D. TENNEY

Vote For 1

| | TOTAL | VOTE % | |
|-----|-------|--------|--|
| Yes | 388 | 63.71% | |
| No | 105 | 17.24% | |

JOSEPH M. BEAN

Vote For 1

| | TOTAL | VOTE % | |
|-----|-------|--------|--|
| Yes | 372 | 61.08% | |
| No | 116 | 19.05% | |

RONALD G. RUSSELL

Vote For 1

| | TOTAL | VOTE % | |
|-----|-------|--------|--|
| Yes | 398 | 65.35% | |
| No | 98 | 16.09% | |

CRISTINA PATRICIA ORTEGA

Vote For 1

| | TOTAL | VOTE % | |
|-----|-------|--------|--|
| Yes | 388 | 63.71% | |
| No | 107 | 17.57% | |

CRAIG HALL


Vote For 1

| | TOTAL | VOTE % | |
|-----|-------|--------|--|
| Yes | 379 | 62.23% | |
| No | 113 | 18.56% | |

SOG03

MICHAEL DARIO DIREDA

Vote For 1

| | TOTAL | VOTE % | |
|-----|-------|--------|---|
| Yes | 398 | 65.35% |  |
| No | 98 | 16.09% |  |

TASHA WILLIAMS

Vote For 1

| | TOTAL | VOTE % | |
|-----|-------|--------|---|
| Yes | 404 | 66.34% |  |
| No | 91 | 14.94% |  |

CONSTITUTIONAL AMENDMENT B

Vote For 1

| | TOTAL | VOTE % | |
|---------|-------|--------|---|
| For | 410 | 67.32% |  |
| Against | 155 | 25.45% |  |

CONSTITUTIONAL AMENDMENT C

Vote For 1

| | TOTAL | VOTE % | |
|---------|-------|--------|---|
| For | 460 | 75.53% |  |
| Against | 100 | 16.42% |  |

BALLOT PROPOSITION 19

Vote For 1

| | TOTAL | VOTE % | |
|-----|-------|--------|---|
| Yes | 425 | 69.79% |  |
| No | 149 | 24.47% |  |

SOG04

Statistics TOTAL

| | |
|---------------------------|--------|
| Registered Voters - Total | 819 |
| Ballots Cast - Total | 708 |
| Voter Turnout - Total | 86.45% |

U.S. PRESIDENT / VICE PRESIDENT

Vote For 1

| | TOTAL | VOTE % | |
|-----------------------|-------|--------|---|
| REP DONALD J. TRUMP | 353 | 49.86% | <div style="width: 49.86%; background-color: #ffc107;"></div> |
| DEM KAMALA D. HARRIS | 318 | 44.92% | <div style="width: 44.92%; background-color: #ffc107;"></div> |
| LIB CHASE OLIVER | 9 | 1.27% | <div style="width: 1.27%; background-color: #ffc107;"></div> |
| GRN JILL STEIN | 6 | 0.85% | <div style="width: 0.85%; background-color: #ffc107;"></div> |
| CORNEL RONALD WEST | 3 | 0.42% | <div style="width: 0.42%; background-color: #ffc107;"></div> |
| LUCIFER "JUSTIN CASE" | 1 | 0.14% | <div style="width: 0.14%; background-color: #ffc107;"></div> |
| CLAUDIA DE LA CRUZ | 1 | 0.14% | <div style="width: 0.14%; background-color: #ffc107;"></div> |
| CON JOEL SKOUSEN | 0 | 0.00% | <div style="width: 0.00%; background-color: #ffc107;"></div> |
| Write-In Totals | 12 | 1.69% | <div style="width: 1.69%; background-color: #ffc107;"></div> |

U.S. SENATE

Vote For 1

| | TOTAL | VOTE % | |
|----------------------|-------|--------|---|
| REP JOHN CURTIS | 370 | 52.26% | <div style="width: 52.26%; background-color: #ffc107;"></div> |
| DEM CAROLINE GLEICH | 269 | 37.99% | <div style="width: 37.99%; background-color: #ffc107;"></div> |
| IAP CARLTON E. BOWEN | 39 | 5.51% | <div style="width: 5.51%; background-color: #ffc107;"></div> |
| Write-In Totals | 6 | 0.85% | <div style="width: 0.85%; background-color: #ffc107;"></div> |

U.S. HOUSE DISTRICT 1

Vote For 1

| | TOTAL | VOTE % | |
|----------------------|-------|--------|---|
| REP BLAKE D. MOORE | 389 | 54.94% | <div style="width: 54.94%; background-color: #ffc107;"></div> |
| DEM BILL CAMPBELL | 250 | 35.31% | <div style="width: 35.31%; background-color: #ffc107;"></div> |
| LIB DANIEL R. COTTAM | 40 | 5.65% | <div style="width: 5.65%; background-color: #ffc107;"></div> |

GOVERNOR / LT. GOVERNOR

Vote For 1

| | TOTAL | VOTE % | |
|----------------------|-------|--------|---|
| REP SPENCER J. COX | 371 | 52.40% | <div style="width: 52.40%; background-color: #ffc107;"></div> |
| DEM BRIAN SMITH KING | 218 | 30.79% | <div style="width: 30.79%; background-color: #ffc107;"></div> |
| LIB J. ROBERT LATHAM | 21 | 2.97% | <div style="width: 2.97%; background-color: #ffc107;"></div> |
| IAP TOMMY WILLIAMS | 17 | 2.40% | <div style="width: 2.40%; background-color: #ffc107;"></div> |
| TOM TOMENY | 2 | 0.28% | <div style="width: 0.28%; background-color: #ffc107;"></div> |
| Write-In Totals | 63 | 8.90% | <div style="width: 8.90%; background-color: #ffc107;"></div> |

SOG04

ATTORNEY GENERAL

Vote For 1

| | TOTAL | VOTE % |
|--------------------------|-------|--------|
| REP DEREK BROWN | 328 | 46.33% |
| DEM RUDY J BAUTISTA | 233 | 32.91% |
| UUP MICHELLE QUIST | 49 | 6.92% |
| LIB W. ANDREW MCCULLOUGH | 34 | 4.80% |
| AUSTIN HEPWORTH | 32 | 4.52% |

STATE AUDITOR AUDITOR

Vote For 1

| | TOTAL | VOTE % |
|-----------------------|-------|--------|
| REP TINA CANNON | 371 | 52.40% |
| DEM CATHERINE VOUTAZ | 257 | 36.30% |
| CON JEFFREY L. OSTLER | 36 | 5.08% |

STATE TREASURER

Vote For 1

| | TOTAL | VOTE % |
|-------------------|-------|--------|
| REP MARLO M. OAKS | 364 | 51.41% |
| DEM NEIL A HANSEN | 246 | 34.75% |
| UFP MILES POMEROY | 46 | 6.50% |

UTAH HOUSE DISTRICT 10

Vote For 1

| | TOTAL | VOTE % |
|---------------------|-------|--------|
| REP JILL KOFORD | 352 | 49.72% |
| DEM ROSEMARY LESSER | 332 | 46.89% |

STATE BOARD OF EDUCATION DISTRICT 3

Vote For 1

| | TOTAL | VOTE % |
|-------------------|-------|--------|
| REP ROD HALL | 407 | 57.49% |
| UFP LAURA JOHNSON | 206 | 29.10% |

COUNTY COMMISSION SEAT C

Vote For 1

| | TOTAL | VOTE % |
|------------------------|-------|--------|
| REP JIM HARVEY | 345 | 48.73% |
| DEM STEVEN VAN WAGONER | 288 | 40.68% |
| LIB BRIAN K ROWLEY | 49 | 6.92% |

COUNTY ASSESSOR

Vote For 1

| | TOTAL | VOTE % |
|----------------------|-------|--------|
| REP JOHN E. ULIBARRI | 511 | 72.18% |

SOG04

COUNTY RECORDER / SURVEYOR

Vote For 1

| | TOTAL | VOTE % | |
|-----------------------|-------|--------|--|
| REP BAHY RAHIMZADEGAN | 503 | 71.05% | |

COUNTY TREASURER

Vote For 1

| | TOTAL | VOTE % | |
|--------------------|-------|--------|--|
| REP LYNELLE JENSEN | 514 | 72.60% | |

MATTHEW B. DURRANT

Vote For 1

| | TOTAL | VOTE % | |
|-----|-------|--------|--|
| Yes | 459 | 64.83% | |
| No | 131 | 18.50% | |

RYAN D. TENNEY

Vote For 1

| | TOTAL | VOTE % | |
|-----|-------|--------|--|
| Yes | 465 | 65.68% | |
| No | 123 | 17.37% | |

JOSEPH M. BEAN

Vote For 1

| | TOTAL | VOTE % | |
|-----|-------|--------|--|
| Yes | 465 | 65.68% | |
| No | 125 | 17.66% | |

RONALD G. RUSSELL

Vote For 1

| | TOTAL | VOTE % | |
|-----|-------|--------|--|
| Yes | 468 | 66.10% | |
| No | 116 | 16.38% | |

CRISTINA PATRICIA ORTEGA

Vote For 1

| | TOTAL | VOTE % | |
|-----|-------|--------|--|
| Yes | 478 | 67.51% | |
| No | 113 | 15.96% | |

CRAIG HALL

Vote For 1

| | TOTAL | VOTE % | |
|-----|-------|--------|--|
| Yes | 443 | 62.57% | |
| No | 139 | 19.63% | |

SOG04

MICHAEL DARIO DIREDA

Vote For 1

| | TOTAL | VOTE % | |
|-----|-------|--------|---|
| Yes | 476 | 67.23% |  |
| No | 116 | 16.38% |  |

TASHA WILLIAMS

Vote For 1

| | TOTAL | VOTE % | |
|-----|-------|--------|---|
| Yes | 476 | 67.23% |  |
| No | 113 | 15.96% |  |

CONSTITUTIONAL AMENDMENT B

Vote For 1

| | TOTAL | VOTE % | |
|---------|-------|--------|---|
| For | 482 | 68.08% |  |
| Against | 186 | 26.27% |  |

CONSTITUTIONAL AMENDMENT C

Vote For 1

| | TOTAL | VOTE % | |
|---------|-------|--------|---|
| For | 552 | 77.97% |  |
| Against | 121 | 17.09% |  |

BALLOT PROPOSITION 19

Vote For 1

| | TOTAL | VOTE % | |
|-----|-------|--------|---|
| Yes | 489 | 69.07% |  |
| No | 188 | 26.55% |  |

SOG05

Statistics TOTAL

| | |
|---------------------------|--------|
| Registered Voters - Total | 975 |
| Ballots Cast - Total | 818 |
| Voter Turnout - Total | 83.90% |

U.S. PRESIDENT / VICE PRESIDENT

Vote For 1

| | TOTAL | VOTE % | |
|-----------------------|-------|--------|---|
| REP DONALD J. TRUMP | 473 | 57.82% | <div style="width: 57.82%; height: 10px; background-color: #ffc107;"></div> |
| DEM KAMALA D. HARRIS | 317 | 38.75% | <div style="width: 38.75%; height: 10px; background-color: #ffc107;"></div> |
| LIB CHASE OLIVER | 8 | 0.98% | <div style="width: 0.98%; height: 10px; background-color: #ffc107;"></div> |
| GRN JILL STEIN | 3 | 0.37% | <div style="width: 0.37%; height: 10px; background-color: #ffc107;"></div> |
| CORNEL RONALD WEST | 1 | 0.12% | <div style="width: 0.12%; height: 10px; background-color: #ffc107;"></div> |
| LUCIFER "JUSTIN CASE" | 1 | 0.12% | <div style="width: 0.12%; height: 10px; background-color: #ffc107;"></div> |
| CON JOEL SKOUSEN | 1 | 0.12% | <div style="width: 0.12%; height: 10px; background-color: #ffc107;"></div> |
| CLAUDIA DE LA CRUZ | 0 | 0.00% | <div style="width: 0.00%; height: 10px; background-color: #ffc107;"></div> |
| Write-In Totals | 5 | 0.61% | <div style="width: 0.61%; height: 10px; background-color: #ffc107;"></div> |

U.S. SENATE

Vote For 1

| | TOTAL | VOTE % | |
|----------------------|-------|--------|---|
| REP JOHN CURTIS | 465 | 56.85% | <div style="width: 56.85%; height: 10px; background-color: #ffc107;"></div> |
| DEM CAROLINE GLEICH | 270 | 33.01% | <div style="width: 33.01%; height: 10px; background-color: #ffc107;"></div> |
| IAP CARLTON E. BOWEN | 34 | 4.16% | <div style="width: 4.16%; height: 10px; background-color: #ffc107;"></div> |
| Write-In Totals | 5 | 0.61% | <div style="width: 0.61%; height: 10px; background-color: #ffc107;"></div> |

U.S. HOUSE DISTRICT 1

Vote For 1

| | TOTAL | VOTE % | |
|----------------------|-------|--------|---|
| REP BLAKE D. MOORE | 472 | 57.70% | <div style="width: 57.70%; height: 10px; background-color: #ffc107;"></div> |
| DEM BILL CAMPBELL | 258 | 31.54% | <div style="width: 31.54%; height: 10px; background-color: #ffc107;"></div> |
| LIB DANIEL R. COTTAM | 37 | 4.52% | <div style="width: 4.52%; height: 10px; background-color: #ffc107;"></div> |

GOVERNOR / LT. GOVERNOR

Vote For 1

| | TOTAL | VOTE % | |
|----------------------|-------|--------|---|
| REP SPENCER J. COX | 386 | 47.19% | <div style="width: 47.19%; height: 10px; background-color: #ffc107;"></div> |
| DEM BRIAN SMITH KING | 245 | 29.95% | <div style="width: 29.95%; height: 10px; background-color: #ffc107;"></div> |
| LIB J. ROBERT LATHAM | 28 | 3.42% | <div style="width: 3.42%; height: 10px; background-color: #ffc107;"></div> |
| IAP TOMMY WILLIAMS | 15 | 1.83% | <div style="width: 1.83%; height: 10px; background-color: #ffc107;"></div> |
| TOM TOMENY | 6 | 0.73% | <div style="width: 0.73%; height: 10px; background-color: #ffc107;"></div> |
| Write-In Totals | 106 | 12.96% | <div style="width: 12.96%; height: 10px; background-color: #ffc107;"></div> |

SOG05

ATTORNEY GENERAL

Vote For 1

| | TOTAL | VOTE % | |
|--------------------------|-------|--------|--|
| REP DEREK BROWN | 425 | 51.96% | |
| DEM RUDY J BAUTISTA | 231 | 28.24% | |
| UUP MICHELLE QUIST | 56 | 6.85% | |
| AUSTIN HEPWORTH | 27 | 3.30% | |
| LIB W. ANDREW MCCULLOUGH | 26 | 3.18% | |

STATE AUDITOR AUDITOR

Vote For 1

| | TOTAL | VOTE % | |
|-----------------------|-------|--------|--|
| REP TINA CANNON | 453 | 55.38% | |
| DEM CATHERINE VOUTAZ | 275 | 33.62% | |
| CON JEFFREY L. OSTLER | 24 | 2.93% | |

STATE TREASURER

Vote For 1

| | TOTAL | VOTE % | |
|-------------------|-------|--------|--|
| REP MARLO M. OAKS | 463 | 56.60% | |
| DEM NEIL A HANSEN | 249 | 30.44% | |
| UFP MILES POMEROY | 40 | 4.89% | |

UTAH HOUSE DISTRICT 11

Vote For 1

| | TOTAL | VOTE % | |
|---------------|-------|--------|--|
| REP KATY HALL | 539 | 65.89% | |

STATE BOARD OF EDUCATION DISTRICT 3

Vote For 1

| | TOTAL | VOTE % | |
|-------------------|-------|--------|--|
| REP ROD HALL | 496 | 60.64% | |
| UFP LAURA JOHNSON | 229 | 28.00% | |

COUNTY COMMISSION SEAT C

Vote For 1

| | TOTAL | VOTE % | |
|------------------------|-------|--------|--|
| REP JIM HARVEY | 451 | 55.13% | |
| DEM STEVEN VAN WAGONER | 277 | 33.86% | |
| LIB BRIAN K ROWLEY | 45 | 5.50% | |

COUNTY ASSESSOR

Vote For 1

| | TOTAL | VOTE % | |
|----------------------|-------|--------|--|
| REP JOHN E. ULIBARRI | 581 | 71.03% | |

SOG05

COUNTY RECORDER / SURVEYOR

Vote For 1

| | TOTAL | VOTE % | |
|-----------------------|-------|--------|--|
| REP BAHY RAHIMZADEGAN | 566 | 69.19% | |

COUNTY TREASURER

Vote For 1

| | TOTAL | VOTE % | |
|--------------------|-------|--------|--|
| REP LYNELLE JENSEN | 586 | 71.64% | |

MATTHEW B. DURRANT

Vote For 1

| | TOTAL | VOTE % | |
|-----|-------|--------|--|
| Yes | 531 | 64.91% | |
| No | 144 | 17.60% | |

RYAN D. TENNEY

Vote For 1

| | TOTAL | VOTE % | |
|-----|-------|--------|--|
| Yes | 512 | 62.59% | |
| No | 154 | 18.83% | |

JOSEPH M. BEAN

Vote For 1

| | TOTAL | VOTE % | |
|-----|-------|--------|--|
| Yes | 508 | 62.10% | |
| No | 154 | 18.83% | |

RONALD G. RUSSELL

Vote For 1

| | TOTAL | VOTE % | |
|-----|-------|--------|--|
| Yes | 523 | 63.94% | |
| No | 144 | 17.60% | |

CRISTINA PATRICIA ORTEGA

Vote For 1

| | TOTAL | VOTE % | |
|-----|-------|--------|--|
| Yes | 524 | 64.06% | |
| No | 145 | 17.73% | |

CRAIG HALL

Vote For 1

| | TOTAL | VOTE % | |
|-----|-------|--------|--|
| Yes | 491 | 60.02% | |
| No | 170 | 20.78% | |

SOG05

MICHAEL DARIO DIREDA

Vote For 1

| | TOTAL | VOTE % | |
|-----|-------|--------|---|
| Yes | 527 | 64.43% |  |
| No | 142 | 17.36% |  |


TASHA WILLIAMS

Vote For 1

| | TOTAL | VOTE % | |
|-----|-------|--------|---|
| Yes | 531 | 64.91% |  |
| No | 138 | 16.87% |  |

CONSTITUTIONAL AMENDMENT B

Vote For 1

| | TOTAL | VOTE % | |
|---------|-------|--------|---|
| For | 511 | 62.47% |  |
| Against | 253 | 30.93% |  |

CONSTITUTIONAL AMENDMENT C

Vote For 1

| | TOTAL | VOTE % | |
|---------|-------|--------|---|
| For | 604 | 73.84% |  |
| Against | 169 | 20.66% |  |

BALLOT PROPOSITION 19

Vote For 1

| | TOTAL | VOTE % | |
|-----|-------|--------|---|
| Yes | 553 | 67.60% |  |
| No | 228 | 27.87% |  |

SOG06

Statistics TOTAL

| | |
|---------------------------|--------|
| Registered Voters - Total | 960 |
| Ballots Cast - Total | 867 |
| Voter Turnout - Total | 90.31% |

U.S. PRESIDENT / VICE PRESIDENT

Vote For 1

| | TOTAL | VOTE % | |
|-----------------------|-------|--------|---|
| REP DONALD J. TRUMP | 430 | 49.60% | <div style="width: 49.60%; background-color: #ffc107;"></div> |
| DEM KAMALA D. HARRIS | 384 | 44.29% | <div style="width: 44.29%; background-color: #ffc107;"></div> |
| LIB CHASE OLIVER | 14 | 1.61% | <div style="width: 1.61%; background-color: #ffc107;"></div> |
| GRN JILL STEIN | 7 | 0.81% | <div style="width: 0.81%; background-color: #ffc107;"></div> |
| CON JOEL SKOUSEN | 5 | 0.58% | <div style="width: 0.58%; background-color: #ffc107;"></div> |
| LUCIFER "JUSTIN CASE" | 1 | 0.12% | <div style="width: 0.12%; background-color: #ffc107;"></div> |
| CORNEL RONALD WEST | 0 | 0.00% | <div style="width: 0.00%; background-color: #ffc107;"></div> |
| CLAUDIA DE LA CRUZ | 0 | 0.00% | <div style="width: 0.00%; background-color: #ffc107;"></div> |
| Write-In Totals | 14 | 1.61% | <div style="width: 1.61%; background-color: #ffc107;"></div> |

U.S. SENATE

Vote For 1

| | TOTAL | VOTE % | |
|----------------------|-------|--------|---|
| REP JOHN CURTIS | 480 | 55.36% | <div style="width: 55.36%; background-color: #ffc107;"></div> |
| DEM CAROLINE GLEICH | 312 | 35.99% | <div style="width: 35.99%; background-color: #ffc107;"></div> |
| IAP CARLTON E. BOWEN | 37 | 4.27% | <div style="width: 4.27%; background-color: #ffc107;"></div> |
| Write-In Totals | 4 | 0.46% | <div style="width: 0.46%; background-color: #ffc107;"></div> |

U.S. HOUSE DISTRICT 1

Vote For 1

| | TOTAL | VOTE % | |
|----------------------|-------|--------|---|
| REP BLAKE D. MOORE | 495 | 57.09% | <div style="width: 57.09%; background-color: #ffc107;"></div> |
| DEM BILL CAMPBELL | 296 | 34.14% | <div style="width: 34.14%; background-color: #ffc107;"></div> |
| LIB DANIEL R. COTTAM | 27 | 3.11% | <div style="width: 3.11%; background-color: #ffc107;"></div> |

GOVERNOR / LT. GOVERNOR






Vote For 1

| | TOTAL | VOTE % | |
|----------------------|-------|--------|---|
| REP SPENCER J. COX | 443 | 51.10% | <div style="width: 51.10%; background-color: #ffc107;"></div> |
| DEM BRIAN SMITH KING | 269 | 31.03% | <div style="width: 31.03%; background-color: #ffc107;"></div> |
| LIB J. ROBERT LATHAM | 27 | 3.11% | <div style="width: 3.11%; background-color: #ffc107;"></div> |
| IAP TOMMY WILLIAMS | 14 | 1.61% | <div style="width: 1.61%; background-color: #ffc107;"></div> |
| TOM TOMENY | 0 | 0.00% | <div style="width: 0.00%; background-color: #ffc107;"></div> |
| Write-In Totals | 82 | 9.46% | <div style="width: 9.46%; background-color: #ffc107;"></div> |

SOG06




ATTORNEY GENERAL

Vote For 1

| | TOTAL | VOTE % | |
|--------------------------|-------|--------|---|
| REP DEREK BROWN | 446 | 51.44% |  |
| DEM RUDY J BAUTISTA | 277 | 31.95% |  |
| UUP MICHELLE QUIST | 54 | 6.23% |  |
| LIB W. ANDREW MCCULLOUGH | 31 | 3.58% |  |
| AUSTIN HEPWORTH | 11 | 1.27% |  |




STATE AUDITOR AUDITOR

Vote For 1

| | TOTAL | VOTE % | |
|-----------------------|-------|--------|---|
| REP TINA CANNON | 484 | 55.82% |  |
| DEM CATHERINE VOUTAZ | 293 | 33.79% |  |
| CON JEFFREY L. OSTLER | 26 | 3.00% |  |

STATE TREASURER

Vote For 1

| | TOTAL | VOTE % | |
|-------------------|-------|--------|---|
| REP MARLO M. OAKS | 471 | 54.33% |  |
| DEM NEIL A HANSEN | 297 | 34.26% |  |
| UFP MILES POMEROY | 36 | 4.15% |  |

UTAH HOUSE DISTRICT 11

Vote For 1

| | TOTAL | VOTE % | |
|---------------|-------|--------|---|
| REP KATY HALL | 583 | 67.24% |  |




STATE BOARD OF EDUCATION DISTRICT 3

Vote For 1

| | TOTAL | VOTE % | |
|-------------------|-------|--------|---|
| REP ROD HALL | 515 | 59.40% |  |
| UFP LAURA JOHNSON | 244 | 28.14% |  |

COUNTY COMMISSION SEAT C

Vote For 1

| | TOTAL | VOTE % | |
|------------------------|-------|--------|---|
| REP JIM HARVEY | 458 | 52.83% |  |
| DEM STEVEN VAN WAGONER | 330 | 38.06% |  |
| LIB BRIAN K ROWLEY | 35 | 4.04% |  |

COUNTY ASSESSOR

Vote For 1

| | TOTAL | VOTE % | |
|----------------------|-------|--------|---|
| REP JOHN E. ULIBARRI | 629 | 72.55% |  |

SOG06

COUNTY RECORDER / SURVEYOR

Vote For 1

| | TOTAL | VOTE % | |
|-----------------------|-------|--------|--|
| REP BAHY RAHIMZADEGAN | 597 | 68.86% | |

COUNTY TREASURER

Vote For 1

| | TOTAL | VOTE % | |
|--------------------|-------|--------|--|
| REP LYNELLE JENSEN | 621 | 71.63% | |

MATTHEW B. DURRANT

Vote For 1

| | TOTAL | VOTE % | |
|-----|-------|--------|--|
| Yes | 593 | 68.40% | |
| No | 109 | 12.57% | |

RYAN D. TENNEY

Vote For 1

| | TOTAL | VOTE % | |
|-----|-------|--------|--|
| Yes | 590 | 68.05% | |
| No | 107 | 12.34% | |

JOSEPH M. BEAN

Vote For 1

| | TOTAL | VOTE % | |
|-----|-------|--------|--|
| Yes | 578 | 66.67% | |
| No | 113 | 13.03% | |

RONALD G. RUSSELL

Vote For 1

| | TOTAL | VOTE % | |
|-----|-------|--------|--|
| Yes | 599 | 69.09% | |
| No | 97 | 11.19% | |

CRISTINA PATRICIA ORTEGA

Vote For 1

| | TOTAL | VOTE % | |
|-----|-------|--------|--|
| Yes | 588 | 67.82% | |
| No | 114 | 13.15% | |

CRAIG HALL

Vote For 1

| | TOTAL | VOTE % | |
|-----|-------|--------|--|
| Yes | 578 | 66.67% | |
| No | 114 | 13.15% | |

SOG06

MICHAEL DARIO DIREDA

Vote For 1

| | TOTAL | VOTE % | |
|-----|-------|--------|---|
| Yes | 583 | 67.24% |  |
| No | 105 | 12.11% |  |

TASHA WILLIAMS

Vote For 1

| | TOTAL | VOTE % | |
|-----|-------|--------|---|
| Yes | 610 | 70.36% |  |
| No | 88 | 10.15% |  |

CONSTITUTIONAL AMENDMENT B

Vote For 1

| | TOTAL | VOTE % | |
|---------|-------|--------|---|
| For | 568 | 65.51% |  |
| Against | 239 | 27.57% |  |

CONSTITUTIONAL AMENDMENT C

Vote For 1

| | TOTAL | VOTE % | |
|---------|-------|--------|---|
| For | 655 | 75.55% |  |
| Against | 153 | 17.65% |  |

BALLOT PROPOSITION 19

Vote For 1

| | TOTAL | VOTE % | |
|-----|-------|--------|---|
| Yes | 597 | 68.86% |  |
| No | 224 | 25.84% |  |

SOG07

Statistics TOTAL

| | |
|---------------------------|--------|
| Registered Voters - Total | 985 |
| Ballots Cast - Total | 845 |
| Voter Turnout - Total | 85.79% |

U.S. PRESIDENT / VICE PRESIDENT

Vote For 1

| | TOTAL | VOTE % | |
|-----------------------|-------|--------|---|
| DEM KAMALA D. HARRIS | 396 | 46.86% | <div style="width: 46.86%; background-color: #f1c40f;"></div> |
| REP DONALD J. TRUMP | 394 | 46.63% | <div style="width: 46.63%; background-color: #f1c40f;"></div> |
| LIB CHASE OLIVER | 12 | 1.42% | <div style="width: 1.42%; background-color: #f1c40f;"></div> |
| GRN JILL STEIN | 10 | 1.18% | <div style="width: 1.18%; background-color: #f1c40f;"></div> |
| CON JOEL SKOUSEN | 7 | 0.83% | <div style="width: 0.83%; background-color: #f1c40f;"></div> |
| CLAUDIA DE LA CRUZ | 2 | 0.24% | <div style="width: 0.24%; background-color: #f1c40f;"></div> |
| CORNEL RONALD WEST | 1 | 0.12% | <div style="width: 0.12%; background-color: #f1c40f;"></div> |
| LUCIFER "JUSTIN CASE" | 1 | 0.12% | <div style="width: 0.12%; background-color: #f1c40f;"></div> |
| Write-In Totals | 14 | 1.66% | <div style="width: 1.66%; background-color: #f1c40f;"></div> |

U.S. SENATE

Vote For 1

| | TOTAL | VOTE % | |
|----------------------|-------|--------|---|
| REP JOHN CURTIS | 443 | 52.43% | <div style="width: 52.43%; background-color: #f1c40f;"></div> |
| DEM CAROLINE GLEICH | 323 | 38.22% | <div style="width: 38.22%; background-color: #f1c40f;"></div> |
| IAP CARLTON E. BOWEN | 43 | 5.09% | <div style="width: 5.09%; background-color: #f1c40f;"></div> |
| Write-In Totals | 2 | 0.24% | <div style="width: 0.24%; background-color: #f1c40f;"></div> |

U.S. HOUSE DISTRICT 1

Vote For 1

| | TOTAL | VOTE % | |
|----------------------|-------|--------|---|
| REP BLAKE D. MOORE | 454 | 53.73% | <div style="width: 53.73%; background-color: #f1c40f;"></div> |
| DEM BILL CAMPBELL | 311 | 36.80% | <div style="width: 36.80%; background-color: #f1c40f;"></div> |
| LIB DANIEL R. COTTAM | 27 | 3.20% | <div style="width: 3.20%; background-color: #f1c40f;"></div> |

GOVERNOR / LT. GOVERNOR






Vote For 1

| | TOTAL | VOTE % | |
|----------------------|-------|--------|---|
| REP SPENCER J. COX | 408 | 48.28% | <div style="width: 48.28%; background-color: #f1c40f;"></div> |
| DEM BRIAN SMITH KING | 291 | 34.44% | <div style="width: 34.44%; background-color: #f1c40f;"></div> |
| IAP TOMMY WILLIAMS | 22 | 2.60% | <div style="width: 2.60%; background-color: #f1c40f;"></div> |
| LIB J. ROBERT LATHAM | 17 | 2.01% | <div style="width: 2.01%; background-color: #f1c40f;"></div> |
| TOM TOMENY | 5 | 0.59% | <div style="width: 0.59%; background-color: #f1c40f;"></div> |
| Write-In Totals | 74 | 8.76% | <div style="width: 8.76%; background-color: #f1c40f;"></div> |

SOG07




ATTORNEY GENERAL

Vote For 1

| | TOTAL | VOTE % | |
|--------------------------|-------|--------|---|
| REP DEREK BROWN | 418 | 49.47% |  |
| DEM RUDY J BAUTISTA | 290 | 34.32% |  |
| UUP MICHELLE QUIST | 65 | 7.69% |  |
| LIB W. ANDREW MCCULLOUGH | 19 | 2.25% |  |
| AUSTIN HEPWORTH | 19 | 2.25% |  |



STATE AUDITOR AUDITOR

Vote For 1

| | TOTAL | VOTE % | |
|-----------------------|-------|--------|---|
| REP TINA CANNON | 450 | 53.25% |  |
| DEM CATHERINE VOUTAZ | 311 | 36.80% |  |
| CON JEFFREY L. OSTLER | 32 | 3.79% |  |

STATE TREASURER

Vote For 1

| | TOTAL | VOTE % | |
|-------------------|-------|--------|---|
| REP MARLO M. OAKS | 421 | 49.82% |  |
| DEM NEIL A HANSEN | 329 | 38.93% |  |
| UFP MILES POMEROY | 48 | 5.68% |  |


UTAH HOUSE DISTRICT 11

Vote For 1

| | TOTAL | VOTE % | |
|---------------|-------|--------|---|
| REP KATY HALL | 531 | 62.84% |  |




STATE BOARD OF EDUCATION DISTRICT 3

Vote For 1

| | TOTAL | VOTE % | |
|-------------------|-------|--------|---|
| REP ROD HALL | 480 | 56.80% |  |
| UFP LAURA JOHNSON | 262 | 31.01% |  |


COUNTY COMMISSION SEAT C

Vote For 1

| | TOTAL | VOTE % | |
|------------------------|-------|--------|---|
| REP JIM HARVEY | 445 | 52.66% |  |
| DEM STEVEN VAN WAGONER | 324 | 38.34% |  |
| LIB BRIAN K ROWLEY | 38 | 4.50% |  |

COUNTY ASSESSOR

Vote For 1

| | TOTAL | VOTE % | |
|----------------------|-------|--------|---|
| REP JOHN E. ULIBARRI | 574 | 67.93% |  |

SOG07


COUNTY RECORDER / SURVEYOR

Vote For 1

| | TOTAL | VOTE % | |
|-----------------------|-------|--------|---|
| REP BAHY RAHIMZADEGAN | 547 | 64.73% |  |

COUNTY TREASURER

Vote For 1

| | TOTAL | VOTE % | |
|--------------------|-------|--------|---|
| REP LYNELLE JENSEN | 584 | 69.11% |  |


MATTHEW B. DURRANT

Vote For 1

| | TOTAL | VOTE % | |
|-----|-------|--------|---|
| Yes | 538 | 63.67% |  |
| No | 144 | 17.04% |  |


RYAN D. TENNEY

Vote For 1

| | TOTAL | VOTE % | |
|-----|-------|--------|--|
| Yes | 537 | 63.55% |  |
| No | 146 | 17.28% |  |

JOSEPH M. BEAN

Vote For 1

| | TOTAL | VOTE % | |
|-----|-------|--------|---|
| Yes | 519 | 61.42% |  |
| No | 161 | 19.05% |  |

RONALD G. RUSSELL

Vote For 1

| | TOTAL | VOTE % | |
|-----|-------|--------|---|
| Yes | 540 | 63.91% |  |
| No | 140 | 16.57% |  |

CRISTINA PATRICIA ORTEGA

Vote For 1

| | TOTAL | VOTE % | |
|-----|-------|--------|---|
| Yes | 547 | 64.73% |  |
| No | 136 | 16.09% |  |

CRAIG HALL

Vote For 1

| | TOTAL | VOTE % | |
|-----|-------|--------|---|
| Yes | 520 | 61.54% |  |
| No | 155 | 18.34% |  |

SOG07

MICHAEL DARIO DIREDA

Vote For 1

| | TOTAL | VOTE % | |
|-----|-------|--------|---|
| Yes | 545 | 64.50% |  |
| No | 143 | 16.92% |  |

TASHA WILLIAMS

Vote For 1

| | TOTAL | VOTE % | |
|-----|-------|--------|---|
| Yes | 569 | 67.34% |  |
| No | 119 | 14.08% |  |


CONSTITUTIONAL AMENDMENT B

Vote For 1

| | TOTAL | VOTE % | |
|---------|-------|--------|---|
| For | 555 | 65.68% |  |
| Against | 226 | 26.75% |  |

CONSTITUTIONAL AMENDMENT C

Vote For 1

| | TOTAL | VOTE % | |
|---------|-------|--------|---|
| For | 636 | 75.27% |  |
| Against | 149 | 17.63% |  |

BALLOT PROPOSITION 19

Vote For 1

| | TOTAL | VOTE % | |
|-----|-------|--------|---|
| Yes | 598 | 70.77% |  |
| No | 196 | 23.20% |  |

SOG08

Statistics TOTAL

| | |
|---------------------------|--------|
| Registered Voters - Total | 717 |
| Ballots Cast - Total | 594 |
| Voter Turnout - Total | 82.85% |

U.S. PRESIDENT / VICE PRESIDENT

Vote For 1

| | TOTAL | VOTE % | |
|-----------------------|-------|--------|--|
| DEM KAMALA D. HARRIS | 310 | 52.19% | <div style="width: 52.19%;"><div style="width: 52.19%;"></div></div> |
| REP DONALD J. TRUMP | 251 | 42.26% | <div style="width: 42.26%;"><div style="width: 42.26%;"></div></div> |
| GRN JILL STEIN | 8 | 1.35% | <div style="width: 1.35%;"><div style="width: 1.35%;"></div></div> |
| LIB CHASE OLIVER | 7 | 1.18% | <div style="width: 1.18%;"><div style="width: 1.18%;"></div></div> |
| CON JOEL SKOUSEN | 5 | 0.84% | <div style="width: 0.84%;"><div style="width: 0.84%;"></div></div> |
| CORNEL RONALD WEST | 3 | 0.51% | <div style="width: 0.51%;"><div style="width: 0.51%;"></div></div> |
| LUCIFER "JUSTIN CASE" | 2 | 0.34% | <div style="width: 0.34%;"><div style="width: 0.34%;"></div></div> |
| CLAUDIA DE LA CRUZ | 0 | 0.00% | <div style="width: 0%;"><div style="width: 0%;"></div></div> |
| Write-In Totals | 4 | 0.67% | <div style="width: 0.67%;"><div style="width: 0.67%;"></div></div> |

U.S. SENATE

Vote For 1

| | TOTAL | VOTE % | |
|----------------------|-------|--------|--|
| DEM CAROLINE GLEICH | 276 | 46.46% | <div style="width: 46.46%;"><div style="width: 46.46%;"></div></div> |
| REP JOHN CURTIS | 252 | 42.42% | <div style="width: 42.42%;"><div style="width: 42.42%;"></div></div> |
| IAP CARLTON E. BOWEN | 30 | 5.05% | <div style="width: 5.05%;"><div style="width: 5.05%;"></div></div> |
| Write-In Totals | 0 | 0.00% | <div style="width: 0%;"><div style="width: 0%;"></div></div> |

U.S. HOUSE DISTRICT 1

Vote For 1

| | TOTAL | VOTE % | |
|----------------------|-------|--------|--|
| DEM BILL CAMPBELL | 267 | 44.95% | <div style="width: 44.95%;"><div style="width: 44.95%;"></div></div> |
| REP BLAKE D. MOORE | 252 | 42.42% | <div style="width: 42.42%;"><div style="width: 42.42%;"></div></div> |
| LIB DANIEL R. COTTAM | 35 | 5.89% | <div style="width: 5.89%;"><div style="width: 5.89%;"></div></div> |

GOVERNOR / LT. GOVERNOR

Vote For 1

| | TOTAL | VOTE % | |
|----------------------|-------|--------|--|
| DEM BRIAN SMITH KING | 245 | 41.25% | <div style="width: 41.25%;"><div style="width: 41.25%;"></div></div> |
| REP SPENCER J. COX | 219 | 36.87% | <div style="width: 36.87%;"><div style="width: 36.87%;"></div></div> |
| LIB J. ROBERT LATHAM | 26 | 4.38% | <div style="width: 4.38%;"><div style="width: 4.38%;"></div></div> |
| IAP TOMMY WILLIAMS | 16 | 2.69% | <div style="width: 2.69%;"><div style="width: 2.69%;"></div></div> |
| TOM TOMENY | 8 | 1.35% | <div style="width: 1.35%;"><div style="width: 1.35%;"></div></div> |
| Write-In Totals | 56 | 9.43% | <div style="width: 9.43%;"><div style="width: 9.43%;"></div></div> |

SOG08

ATTORNEY GENERAL

Vote For 1

| | TOTAL | VOTE % |
|--------------------------|-------|--------|
| DEM RUDY J BAUTISTA | 240 | 40.40% |
| REP DEREK BROWN | 223 | 37.54% |
| UUP MICHELLE QUIST | 47 | 7.91% |
| LIB W. ANDREW MCCULLOUGH | 27 | 4.55% |
| AUSTIN HEPWORTH | 18 | 3.03% |

STATE AUDITOR AUDITOR

Vote For 1

| | TOTAL | VOTE % |
|-----------------------|-------|--------|
| DEM CATHERINE VOUTAZ | 272 | 45.79% |
| REP TINA CANNON | 243 | 40.91% |
| CON JEFFREY L. OSTLER | 29 | 4.88% |

STATE TREASURER

Vote For 1

| | TOTAL | VOTE % |
|-------------------|-------|--------|
| REP MARLO M. OAKS | 253 | 42.59% |
| DEM NEIL A HANSEN | 247 | 41.58% |
| UFP MILES POMEROY | 49 | 8.25% |

UTAH HOUSE DISTRICT 11

Vote For 1

| | TOTAL | VOTE % |
|---------------|-------|--------|
| REP KATY HALL | 383 | 64.48% |

STATE BOARD OF EDUCATION DISTRICT 3

Vote For 1

| | TOTAL | VOTE % |
|-------------------|-------|--------|
| REP ROD HALL | 280 | 47.14% |
| UFP LAURA JOHNSON | 227 | 38.22% |

COUNTY COMMISSION SEAT C

Vote For 1

| | TOTAL | VOTE % |
|------------------------|-------|--------|
| DEM STEVEN VAN WAGONER | 292 | 49.16% |
| REP JIM HARVEY | 224 | 37.71% |
| LIB BRIAN K ROWLEY | 39 | 6.57% |

COUNTY ASSESSOR

Vote For 1

| | TOTAL | VOTE % |
|----------------------|-------|--------|
| REP JOHN E. ULIBARRI | 416 | 70.03% |

SOG08

COUNTY RECORDER / SURVEYOR

Vote For 1

| | TOTAL | VOTE % | |
|-----------------------|-------|--------|--|
| REP BAHY RAHIMZADEGAN | 416 | 70.03% | |

COUNTY TREASURER

Vote For 1

| | TOTAL | VOTE % | |
|--------------------|-------|--------|--|
| REP LYNELLE JENSEN | 424 | 71.38% | |

MATTHEW B. DURRANT

Vote For 1

| | TOTAL | VOTE % | |
|-----|-------|--------|--|
| Yes | 336 | 56.57% | |
| No | 157 | 26.43% | |

RYAN D. TENNEY

Vote For 1

| | TOTAL | VOTE % | |
|-----|-------|--------|--|
| Yes | 333 | 56.06% | |
| No | 155 | 26.09% | |

JOSEPH M. BEAN

Vote For 1

| | TOTAL | VOTE % | |
|-----|-------|--------|--|
| Yes | 343 | 57.74% | |
| No | 145 | 24.41% | |

RONALD G. RUSSELL

Vote For 1

| | TOTAL | VOTE % | |
|-----|-------|--------|--|
| Yes | 350 | 58.92% | |
| No | 141 | 23.74% | |

CRISTINA PATRICIA ORTEGA

Vote For 1

| | TOTAL | VOTE % | |
|-----|-------|--------|--|
| Yes | 363 | 61.11% | |
| No | 129 | 21.72% | |

CRAIG HALL

Vote For 1

| | TOTAL | VOTE % | |
|-----|-------|--------|--|
| Yes | 320 | 53.87% | |
| No | 167 | 28.11% | |

SOG08

MICHAEL DARIO DIREDA

Vote For 1

| | TOTAL | VOTE % | |
|-----|-------|--------|---|
| Yes | 351 | 59.09% |  |
| No | 141 | 23.74% |  |

TASHA WILLIAMS

Vote For 1

| | TOTAL | VOTE % | |
|-----|-------|--------|---|
| Yes | 370 | 62.29% |  |
| No | 121 | 20.37% |  |

CONSTITUTIONAL AMENDMENT B

Vote For 1

| | TOTAL | VOTE % | |
|---------|-------|--------|---|
| For | 419 | 70.54% |  |
| Against | 130 | 21.89% |  |

CONSTITUTIONAL AMENDMENT C

Vote For 1

| | TOTAL | VOTE % | |
|---------|-------|--------|---|
| For | 450 | 75.76% |  |
| Against | 105 | 17.68% |  |

BALLOT PROPOSITION 19

Vote For 1

| | TOTAL | VOTE % | |
|-----|-------|--------|---|
| Yes | 409 | 68.86% |  |
| No | 152 | 25.59% |  |

SOG09

| Statistics | TOTAL |
|---------------------------|--------|
| Registered Voters - Total | 923 |
| Ballots Cast - Total | 821 |
| Voter Turnout - Total | 88.95% |

U.S. PRESIDENT / VICE PRESIDENT

Vote For 1

| | TOTAL | VOTE % | |
|-----------------------|-------|--------|--|
| REP DONALD J. TRUMP | 455 | 55.42% | |
| DEM KAMALA D. HARRIS | 309 | 37.64% | |
| LIB CHASE OLIVER | 10 | 1.22% | |
| GRN JILL STEIN | 8 | 0.97% | |
| CON JOEL SKOUSEN | 1 | 0.12% | |
| CORNEL RONALD WEST | 0 | 0.00% | |
| LUCIFER "JUSTIN CASE" | 0 | 0.00% | |
| CLAUDIA DE LA CRUZ | 0 | 0.00% | |
| Write-In Totals | 25 | 3.05% | |

U.S. SENATE

Vote For 1

| | TOTAL | VOTE % | |
|----------------------|-------|--------|--|
| REP JOHN CURTIS | 499 | 60.78% | |
| DEM CAROLINE GLEICH | 246 | 29.96% | |
| IAP CARLTON E. BOWEN | 44 | 5.36% | |
| Write-In Totals | 3 | 0.37% | |

U.S. HOUSE DISTRICT 1

Vote For 1

| | TOTAL | VOTE % | |
|----------------------|-------|--------|--|
| REP BLAKE D. MOORE | 514 | 62.61% | |
| DEM BILL CAMPBELL | 222 | 27.04% | |
| LIB DANIEL R. COTTAM | 42 | 5.12% | |

GOVERNOR / LT. GOVERNOR

Vote For 1

| | TOTAL | VOTE % | |
|----------------------|-------|--------|--|
| REP SPENCER J. COX | 448 | 54.57% | |
| DEM BRIAN SMITH KING | 211 | 25.70% | |
| LIB J. ROBERT LATHAM | 21 | 2.56% | |
| IAP TOMMY WILLIAMS | 13 | 1.58% | |
| TOM TOMENY | 5 | 0.61% | |
| Write-In Totals | 100 | 12.18% | |

SOG09

ATTORNEY GENERAL

Vote For 1

| | TOTAL | VOTE % | |
|--------------------------|-------|--------|--|
| REP DEREK BROWN | 452 | 55.05% | <div style="width: 55.05%;"><div style="width: 55.05%;"></div></div> |
| DEM RUDY J BAUTISTA | 218 | 26.55% | <div style="width: 26.55%;"><div style="width: 26.55%;"></div></div> |
| UUP MICHELLE QUIST | 65 | 7.92% | <div style="width: 7.92%;"><div style="width: 7.92%;"></div></div> |
| AUSTIN HEPWORTH | 26 | 3.17% | <div style="width: 3.17%;"><div style="width: 3.17%;"></div></div> |
| LIB W. ANDREW MCCULLOUGH | 25 | 3.05% | <div style="width: 3.05%;"><div style="width: 3.05%;"></div></div> |

STATE AUDITOR AUDITOR

Vote For 1

| | TOTAL | VOTE % | |
|-----------------------|-------|--------|--|
| REP TINA CANNON | 498 | 60.66% | <div style="width: 60.66%;"><div style="width: 60.66%;"></div></div> |
| DEM CATHERINE VOUTAZ | 243 | 29.60% | <div style="width: 29.60%;"><div style="width: 29.60%;"></div></div> |
| CON JEFFREY L. OSTLER | 39 | 4.75% | <div style="width: 4.75%;"><div style="width: 4.75%;"></div></div> |

STATE TREASURER

Vote For 1

| | TOTAL | VOTE % | |
|-------------------|-------|--------|--|
| REP MARLO M. OAKS | 496 | 60.41% | <div style="width: 60.41%;"><div style="width: 60.41%;"></div></div> |
| DEM NEIL A HANSEN | 228 | 27.77% | <div style="width: 27.77%;"><div style="width: 27.77%;"></div></div> |
| UFP MILES POMEROY | 49 | 5.97% | <div style="width: 5.97%;"><div style="width: 5.97%;"></div></div> |

UTAH HOUSE DISTRICT 11

Vote For 1

| | TOTAL | VOTE % | |
|---------------|-------|--------|--|
| REP KATY HALL | 592 | 72.11% | <div style="width: 72.11%;"><div style="width: 72.11%;"></div></div> |

STATE BOARD OF EDUCATION DISTRICT 3

Vote For 1

| | TOTAL | VOTE % | |
|-------------------|-------|--------|--|
| REP ROD HALL | 529 | 64.43% | <div style="width: 64.43%;"><div style="width: 64.43%;"></div></div> |
| UFP LAURA JOHNSON | 215 | 26.19% | <div style="width: 26.19%;"><div style="width: 26.19%;"></div></div> |

COUNTY COMMISSION SEAT C

Vote For 1

| | TOTAL | VOTE % | |
|------------------------|-------|--------|--|
| REP JIM HARVEY | 494 | 60.17% | <div style="width: 60.17%;"><div style="width: 60.17%;"></div></div> |
| DEM STEVEN VAN WAGONER | 255 | 31.06% | <div style="width: 31.06%;"><div style="width: 31.06%;"></div></div> |
| LIB BRIAN K ROWLEY | 37 | 4.51% | <div style="width: 4.51%;"><div style="width: 4.51%;"></div></div> |

COUNTY ASSESSOR

Vote For 1

| | TOTAL | VOTE % | |
|----------------------|-------|--------|--|
| REP JOHN E. ULIBARRI | 625 | 76.13% | <div style="width: 76.13%;"><div style="width: 76.13%;"></div></div> |

SOG09

COUNTY RECORDER / SURVEYOR

Vote For 1

| | TOTAL | VOTE % | |
|-----------------------|-------|--------|--|
| REP BAHY RAHIMZADEGAN | 600 | 73.08% | |

COUNTY TREASURER

Vote For 1

| | TOTAL | VOTE % | |
|--------------------|-------|--------|--|
| REP LYNELLE JENSEN | 618 | 75.27% | |

MATTHEW B. DURRANT

Vote For 1

| | TOTAL | VOTE % | |
|-----|-------|--------|--|
| Yes | 525 | 63.95% | |
| No | 151 | 18.39% | |

RYAN D. TENNEY

Vote For 1

| | TOTAL | VOTE % | |
|-----|-------|--------|--|
| Yes | 522 | 63.58% | |
| No | 143 | 17.42% | |

JOSEPH M. BEAN

Vote For 1

| | TOTAL | VOTE % | |
|-----|-------|--------|--|
| Yes | 513 | 62.48% | |
| No | 150 | 18.27% | |

RONALD G. RUSSELL

Vote For 1

| | TOTAL | VOTE % | |
|-----|-------|--------|--|
| Yes | 533 | 64.92% | |
| No | 133 | 16.20% | |

CRISTINA PATRICIA ORTEGA

Vote For 1

| | TOTAL | VOTE % | |
|-----|-------|--------|--|
| Yes | 532 | 64.80% | |
| No | 138 | 16.81% | |

CRAIG HALL

Vote For 1

| | TOTAL | VOTE % | |
|-----|-------|--------|--|
| Yes | 501 | 61.02% | |
| No | 162 | 19.73% | |

SOG09

MICHAEL DARIO DIREDA

Vote For 1

| | TOTAL | VOTE % | |
|-----|-------|--------|---|
| Yes | 542 | 66.02% |  |
| No | 130 | 15.83% |  |

TASHA WILLIAMS

Vote For 1

| | TOTAL | VOTE % | |
|-----|-------|--------|---|
| Yes | 547 | 66.63% |  |
| No | 124 | 15.10% |  |

CONSTITUTIONAL AMENDMENT B

Vote For 1

| | TOTAL | VOTE % | |
|---------|-------|--------|---|
| For | 542 | 66.02% |  |
| Against | 225 | 27.41% |  |

CONSTITUTIONAL AMENDMENT C

Vote For 1

| | TOTAL | VOTE % | |
|---------|-------|--------|---|
| For | 622 | 75.76% |  |
| Against | 140 | 17.05% |  |

BALLOT PROPOSITION 19

Vote For 1

| | TOTAL | VOTE % | |
|-----|-------|--------|---|
| Yes | 540 | 65.77% |  |
| No | 244 | 29.72% |  |

SOG10

Statistics TOTAL

| | |
|---------------------------|--------|
| Registered Voters - Total | 1,029 |
| Ballots Cast - Total | 925 |
| Voter Turnout - Total | 89.89% |

U.S. PRESIDENT / VICE PRESIDENT

Vote For 1

| | TOTAL | VOTE % | |
|-----------------------|-------|--------|--|
| REP DONALD J. TRUMP | 469 | 50.70% | <div style="width: 50.70%;"><div style="width: 50.70%;"></div></div> |
| DEM KAMALA D. HARRIS | 399 | 43.14% | <div style="width: 43.14%;"><div style="width: 43.14%;"></div></div> |
| LIB CHASE OLIVER | 14 | 1.51% | <div style="width: 1.51%;"><div style="width: 1.51%;"></div></div> |
| GRN JILL STEIN | 7 | 0.76% | <div style="width: 0.76%;"><div style="width: 0.76%;"></div></div> |
| LUCIFER "JUSTIN CASE" | 2 | 0.22% | <div style="width: 0.22%;"><div style="width: 0.22%;"></div></div> |
| CON JOEL SKOUSEN | 1 | 0.11% | <div style="width: 0.11%;"><div style="width: 0.11%;"></div></div> |
| CLAUDIA DE LA CRUZ | 1 | 0.11% | <div style="width: 0.11%;"><div style="width: 0.11%;"></div></div> |
| CORNEL RONALD WEST | 0 | 0.00% | <div style="width: 0.00%;"><div style="width: 0.00%;"></div></div> |
| Write-In Totals | 21 | 2.27% | <div style="width: 2.27%;"><div style="width: 2.27%;"></div></div> |

U.S. SENATE

Vote For 1

| | TOTAL | VOTE % | |
|----------------------|-------|--------|--|
| REP JOHN CURTIS | 487 | 52.65% | <div style="width: 52.65%;"><div style="width: 52.65%;"></div></div> |
| DEM CAROLINE GLEICH | 349 | 37.73% | <div style="width: 37.73%;"><div style="width: 37.73%;"></div></div> |
| IAP CARLTON E. BOWEN | 40 | 4.32% | <div style="width: 4.32%;"><div style="width: 4.32%;"></div></div> |
| Write-In Totals | 7 | 0.76% | <div style="width: 0.76%;"><div style="width: 0.76%;"></div></div> |

U.S. HOUSE DISTRICT 1

Vote For 1

| | TOTAL | VOTE % | |
|----------------------|-------|--------|--|
| REP BLAKE D. MOORE | 495 | 53.51% | <div style="width: 53.51%;"><div style="width: 53.51%;"></div></div> |
| DEM BILL CAMPBELL | 338 | 36.54% | <div style="width: 36.54%;"><div style="width: 36.54%;"></div></div> |
| LIB DANIEL R. COTTAM | 40 | 4.32% | <div style="width: 4.32%;"><div style="width: 4.32%;"></div></div> |

GOVERNOR / LT. GOVERNOR

Vote For 1

| | TOTAL | VOTE % | |
|----------------------|-------|--------|--|
| REP SPENCER J. COX | 492 | 53.19% | <div style="width: 53.19%;"><div style="width: 53.19%;"></div></div> |
| DEM BRIAN SMITH KING | 293 | 31.68% | <div style="width: 31.68%;"><div style="width: 31.68%;"></div></div> |
| LIB J. ROBERT LATHAM | 34 | 3.68% | <div style="width: 3.68%;"><div style="width: 3.68%;"></div></div> |
| IAP TOMMY WILLIAMS | 14 | 1.51% | <div style="width: 1.51%;"><div style="width: 1.51%;"></div></div> |
| TOM TOMENY | 4 | 0.43% | <div style="width: 0.43%;"><div style="width: 0.43%;"></div></div> |
| Write-In Totals | 58 | 6.27% | <div style="width: 6.27%;"><div style="width: 6.27%;"></div></div> |

SOG10

ATTORNEY GENERAL

Vote For 1

| | TOTAL | VOTE % | |
|--------------------------|-------|--------|--|
| REP DEREK BROWN | 468 | 50.59% | |
| DEM RUDY J BAUTISTA | 298 | 32.22% | |
| UUP MICHELLE QUIST | 59 | 6.38% | |
| LIB W. ANDREW MCCULLOUGH | 32 | 3.46% | |
| AUSTIN HEPWORTH | 24 | 2.59% | |

STATE AUDITOR AUDITOR

Vote For 1

| | TOTAL | VOTE % | |
|-----------------------|-------|--------|--|
| REP TINA CANNON | 494 | 53.41% | |
| DEM CATHERINE VOUTAZ | 323 | 34.92% | |
| CON JEFFREY L. OSTLER | 36 | 3.89% | |

STATE TREASURER

Vote For 1

| | TOTAL | VOTE % | |
|-------------------|-------|--------|--|
| REP MARLO M. OAKS | 498 | 53.84% | |
| DEM NEIL A HANSEN | 305 | 32.97% | |
| UFP MILES POMEROY | 52 | 5.62% | |

UTAH HOUSE DISTRICT 11

Vote For 1

| | TOTAL | VOTE % | |
|---------------|-------|--------|--|
| REP KATY HALL | 616 | 66.59% | |

STATE BOARD OF EDUCATION DISTRICT 3

Vote For 1

| | TOTAL | VOTE % | |
|-------------------|-------|--------|--|
| REP ROD HALL | 549 | 59.35% | |
| UFP LAURA JOHNSON | 270 | 29.19% | |

COUNTY COMMISSION SEAT C

Vote For 1

| | TOTAL | VOTE % | |
|------------------------|-------|--------|--|
| REP JIM HARVEY | 478 | 51.68% | |
| DEM STEVEN VAN WAGONER | 359 | 38.81% | |
| LIB BRIAN K ROWLEY | 45 | 4.86% | |

COUNTY ASSESSOR

Vote For 1

| | TOTAL | VOTE % | |
|----------------------|-------|--------|--|
| REP JOHN E. ULIBARRI | 659 | 71.24% | |

SOG10

COUNTY RECORDER / SURVEYOR

Vote For 1

| | TOTAL | VOTE % | |
|-----------------------|-------|--------|--|
| REP BAHY RAHIMZADEGAN | 636 | 68.76% | |

COUNTY TREASURER

Vote For 1

| | TOTAL | VOTE % | |
|--------------------|-------|--------|--|
| REP LYNELLE JENSEN | 657 | 71.03% | |

MATTHEW B. DURRANT

Vote For 1

| | TOTAL | VOTE % | |
|-----|-------|--------|--|
| Yes | 579 | 62.59% | |
| No | 141 | 15.24% | |

RYAN D. TENNEY

Vote For 1

| | TOTAL | VOTE % | |
|-----|-------|--------|--|
| Yes | 566 | 61.19% | |
| No | 148 | 16.00% | |

JOSEPH M. BEAN

Vote For 1

| | TOTAL | VOTE % | |
|-----|-------|--------|--|
| Yes | 540 | 58.38% | |
| No | 165 | 17.84% | |

RONALD G. RUSSELL

Vote For 1

| | TOTAL | VOTE % | |
|-----|-------|--------|--|
| Yes | 578 | 62.49% | |
| No | 133 | 14.38% | |

CRISTINA PATRICIA ORTEGA

Vote For 1

| | TOTAL | VOTE % | |
|-----|-------|--------|--|
| Yes | 573 | 61.95% | |
| No | 146 | 15.78% | |

CRAIG HALL

Vote For 1

| | TOTAL | VOTE % | |
|-----|-------|--------|--|
| Yes | 552 | 59.68% | |
| No | 157 | 16.97% | |

SOG10

MICHAEL DARIO DIREDA

Vote For 1

| | TOTAL | VOTE % | |
|-----|-------|--------|---|
| Yes | 594 | 64.22% |  |
| No | 122 | 13.19% |  |

TASHA WILLIAMS

Vote For 1

| | TOTAL | VOTE % | |
|-----|-------|--------|---|
| Yes | 594 | 64.22% |  |
| No | 121 | 13.08% |  |

CONSTITUTIONAL AMENDMENT B

Vote For 1

| | TOTAL | VOTE % | |
|---------|-------|--------|---|
| For | 614 | 66.38% |  |
| Against | 244 | 26.38% |  |

CONSTITUTIONAL AMENDMENT C

Vote For 1

| | TOTAL | VOTE % | |
|---------|-------|--------|---|
| For | 687 | 74.27% |  |
| Against | 174 | 18.81% |  |

BALLOT PROPOSITION 19

Vote For 1

| | TOTAL | VOTE % | |
|-----|-------|--------|---|
| Yes | 625 | 67.57% |  |
| No | 248 | 26.81% |  |

SOG11

Statistics TOTAL

| | |
|---------------------------|--------|
| Registered Voters - Total | 311 |
| Ballots Cast - Total | 273 |
| Voter Turnout - Total | 87.78% |

U.S. PRESIDENT / VICE PRESIDENT

Vote For 1

| | TOTAL | VOTE % | |
|-----------------------|-------|--------|--|
| REP DONALD J. TRUMP | 132 | 48.35% | <div style="width: 48.35%;"><div style="width: 48.35%;"></div></div> |
| DEM KAMALA D. HARRIS | 125 | 45.79% | <div style="width: 45.79%;"><div style="width: 45.79%;"></div></div> |
| CON JOEL SKOUSEN | 3 | 1.10% | <div style="width: 1.10%;"><div style="width: 1.10%;"></div></div> |
| GRN JILL STEIN | 3 | 1.10% | <div style="width: 1.10%;"><div style="width: 1.10%;"></div></div> |
| LIB CHASE OLIVER | 1 | 0.37% | <div style="width: 0.37%;"><div style="width: 0.37%;"></div></div> |
| CORNEL RONALD WEST | 0 | 0.00% | <div style="width: 0.00%;"><div style="width: 0.00%;"></div></div> |
| LUCIFER "JUSTIN CASE" | 0 | 0.00% | <div style="width: 0.00%;"><div style="width: 0.00%;"></div></div> |
| CLAUDIA DE LA CRUZ | 0 | 0.00% | <div style="width: 0.00%;"><div style="width: 0.00%;"></div></div> |
| Write-In Totals | 7 | 2.56% | <div style="width: 2.56%;"><div style="width: 2.56%;"></div></div> |

U.S. SENATE

Vote For 1

| | TOTAL | VOTE % | |
|----------------------|-------|--------|--|
| REP JOHN CURTIS | 129 | 47.25% | <div style="width: 47.25%;"><div style="width: 47.25%;"></div></div> |
| DEM CAROLINE GLEICH | 107 | 39.19% | <div style="width: 39.19%;"><div style="width: 39.19%;"></div></div> |
| IAP CARLTON E. BOWEN | 20 | 7.33% | <div style="width: 7.33%;"><div style="width: 7.33%;"></div></div> |
| Write-In Totals | 0 | 0.00% | <div style="width: 0.00%;"><div style="width: 0.00%;"></div></div> |

U.S. HOUSE DISTRICT 1

Vote For 1

| | TOTAL | VOTE % | |
|----------------------|-------|--------|--|
| REP BLAKE D. MOORE | 134 | 49.08% | <div style="width: 49.08%;"><div style="width: 49.08%;"></div></div> |
| DEM BILL CAMPBELL | 104 | 38.10% | <div style="width: 38.10%;"><div style="width: 38.10%;"></div></div> |
| LIB DANIEL R. COTTAM | 15 | 5.49% | <div style="width: 5.49%;"><div style="width: 5.49%;"></div></div> |

GOVERNOR / LT. GOVERNOR

Vote For 1

| | TOTAL | VOTE % | |
|----------------------|-------|--------|--|
| REP SPENCER J. COX | 123 | 45.05% | <div style="width: 45.05%;"><div style="width: 45.05%;"></div></div> |
| DEM BRIAN SMITH KING | 100 | 36.63% | <div style="width: 36.63%;"><div style="width: 36.63%;"></div></div> |
| LIB J. ROBERT LATHAM | 6 | 2.20% | <div style="width: 2.20%;"><div style="width: 2.20%;"></div></div> |
| IAP TOMMY WILLIAMS | 3 | 1.10% | <div style="width: 1.10%;"><div style="width: 1.10%;"></div></div> |
| TOM TOMENY | 2 | 0.73% | <div style="width: 0.73%;"><div style="width: 0.73%;"></div></div> |
| Write-In Totals | 28 | 10.26% | <div style="width: 10.26%;"><div style="width: 10.26%;"></div></div> |

SOG11

ATTORNEY GENERAL

Vote For 1

| | TOTAL | VOTE % |
|--------------------------|-------|--------|
| REP DEREK BROWN | 117 | 42.86% |
| DEM RUDY J BAUTISTA | 94 | 34.43% |
| UUP MICHELLE QUIST | 21 | 7.69% |
| AUSTIN HEPWORTH | 12 | 4.40% |
| LIB W. ANDREW MCCULLOUGH | 9 | 3.30% |

STATE AUDITOR AUDITOR

Vote For 1

| | TOTAL | VOTE % |
|-----------------------|-------|--------|
| REP TINA CANNON | 128 | 46.89% |
| DEM CATHERINE VOUTAZ | 101 | 37.00% |
| CON JEFFREY L. OSTLER | 14 | 5.13% |

STATE TREASURER

Vote For 1

| | TOTAL | VOTE % |
|-------------------|-------|--------|
| REP MARLO M. OAKS | 130 | 47.62% |
| DEM NEIL A HANSEN | 92 | 33.70% |
| UFP MILES POMEROY | 18 | 6.59% |

UTAH HOUSE DISTRICT 11

Vote For 1

| | TOTAL | VOTE % |
|---------------|-------|--------|
| REP KATY HALL | 173 | 63.37% |

STATE BOARD OF EDUCATION DISTRICT 3

Vote For 1

| | TOTAL | VOTE % |
|-------------------|-------|--------|
| REP ROD HALL | 151 | 55.31% |
| UFP LAURA JOHNSON | 77 | 28.21% |

COUNTY COMMISSION SEAT C

Vote For 1

| | TOTAL | VOTE % |
|------------------------|-------|--------|
| REP JIM HARVEY | 121 | 44.32% |
| DEM STEVEN VAN WAGONER | 112 | 41.03% |
| LIB BRIAN K ROWLEY | 14 | 5.13% |

COUNTY ASSESSOR

Vote For 1

| | TOTAL | VOTE % |
|----------------------|-------|--------|
| REP JOHN E. ULIBARRI | 181 | 66.30% |

SOG11

COUNTY RECORDER / SURVEYOR

Vote For 1

| | TOTAL | VOTE % | |
|-----------------------|-------|--------|---|
| REP BAHY RAHIMZADEGAN | 178 | 65.20% |  |


COUNTY TREASURER

Vote For 1

| | TOTAL | VOTE % | |
|--------------------|-------|--------|---|
| REP LYNELLE JENSEN | 183 | 67.03% |  |



MATTHEW B. DURRANT

Vote For 1

| | TOTAL | VOTE % | |
|-----|-------|--------|---|
| Yes | 160 | 58.61% |  |
| No | 43 | 15.75% |  |

RYAN D. TENNEY

Vote For 1

| | TOTAL | VOTE % | |
|-----|-------|--------|--|
| Yes | 169 | 61.90% |  |
| No | 33 | 12.09% |  |

JOSEPH M. BEAN

Vote For 1

| | TOTAL | VOTE % | |
|-----|-------|--------|---|
| Yes | 162 | 59.34% |  |
| No | 37 | 13.55% |  |


RONALD G. RUSSELL

Vote For 1

| | TOTAL | VOTE % | |
|-----|-------|--------|---|
| Yes | 162 | 59.34% |  |
| No | 40 | 14.65% |  |


CRISTINA PATRICIA ORTEGA

Vote For 1

| | TOTAL | VOTE % | |
|-----|-------|--------|---|
| Yes | 173 | 63.37% |  |
| No | 32 | 11.72% |  |

CRAIG HALL

Vote For 1

| | TOTAL | VOTE % | |
|-----|-------|--------|---|
| Yes | 165 | 60.44% |  |
| No | 36 | 13.19% |  |

SOG11

MICHAEL DARIO DIREDA

Vote For 1

| | TOTAL | VOTE % | |
|-----|-------|--------|---|
| Yes | 167 | 61.17% |  |
| No | 34 | 12.45% |  |

TASHA WILLIAMS

Vote For 1

| | TOTAL | VOTE % | |
|-----|-------|--------|---|
| Yes | 170 | 62.27% |  |
| No | 32 | 11.72% |  |


CONSTITUTIONAL AMENDMENT B

Vote For 1

| | TOTAL | VOTE % | |
|---------|-------|--------|---|
| For | 181 | 66.30% |  |
| Against | 60 | 21.98% |  |

CONSTITUTIONAL AMENDMENT C

Vote For 1

| | TOTAL | VOTE % | |
|---------|-------|--------|---|
| For | 196 | 71.79% |  |
| Against | 41 | 15.02% |  |

BALLOT PROPOSITION 19

Vote For 1

| | TOTAL | VOTE % | |
|-----|-------|--------|---|
| Yes | 186 | 68.13% |  |
| No | 61 | 22.34% |  |

UIN01

Statistics TOTAL

| | |
|---------------------------|--------|
| Registered Voters - Total | 828 |
| Ballots Cast - Total | 723 |
| Voter Turnout - Total | 87.32% |

U.S. PRESIDENT / VICE PRESIDENT

Vote For 1

| | TOTAL | VOTE % | |
|-----------------------|-------|--------|---|
| REP DONALD J. TRUMP | 526 | 72.75% | <div style="width: 72.75%; height: 10px; background-color: #f0e68c;"></div> |
| DEM KAMALA D. HARRIS | 164 | 22.68% | <div style="width: 22.68%; height: 10px; background-color: #f0e68c;"></div> |
| LIB CHASE OLIVER | 11 | 1.52% | <div style="width: 1.52%; height: 10px; background-color: #f0e68c;"></div> |
| GRN JILL STEIN | 4 | 0.55% | <div style="width: 0.55%; height: 10px; background-color: #f0e68c;"></div> |
| CLAUDIA DE LA CRUZ | 4 | 0.55% | <div style="width: 0.55%; height: 10px; background-color: #f0e68c;"></div> |
| CON JOEL SKOUSEN | 2 | 0.28% | <div style="width: 0.28%; height: 10px; background-color: #f0e68c;"></div> |
| CORNEL RONALD WEST | 0 | 0.00% | <div style="width: 0.00%; height: 10px; background-color: #f0e68c;"></div> |
| LUCIFER "JUSTIN CASE" | 0 | 0.00% | <div style="width: 0.00%; height: 10px; background-color: #f0e68c;"></div> |
| Write-In Totals | 7 | 0.97% | <div style="width: 0.97%; height: 10px; background-color: #f0e68c;"></div> |

U.S. SENATE

Vote For 1

| | TOTAL | VOTE % | |
|----------------------|-------|--------|---|
| REP JOHN CURTIS | 497 | 68.74% | <div style="width: 68.74%; height: 10px; background-color: #f0e68c;"></div> |
| DEM CAROLINE GLEICH | 130 | 17.98% | <div style="width: 17.98%; height: 10px; background-color: #f0e68c;"></div> |
| IAP CARLTON E. BOWEN | 68 | 9.41% | <div style="width: 9.41%; height: 10px; background-color: #f0e68c;"></div> |
| Write-In Totals | 1 | 0.14% | <div style="width: 0.14%; height: 10px; background-color: #f0e68c;"></div> |

U.S. HOUSE DISTRICT 1

Vote For 1

| | TOTAL | VOTE % | |
|----------------------|-------|--------|---|
| REP BLAKE D. MOORE | 523 | 72.34% | <div style="width: 72.34%; height: 10px; background-color: #f0e68c;"></div> |
| DEM BILL CAMPBELL | 116 | 16.04% | <div style="width: 16.04%; height: 10px; background-color: #f0e68c;"></div> |
| LIB DANIEL R. COTTAM | 49 | 6.78% | <div style="width: 6.78%; height: 10px; background-color: #f0e68c;"></div> |

GOVERNOR / LT. GOVERNOR






Vote For 1

| | TOTAL | VOTE % | |
|----------------------|-------|--------|---|
| REP SPENCER J. COX | 403 | 55.74% | <div style="width: 55.74%; height: 10px; background-color: #f0e68c;"></div> |
| DEM BRIAN SMITH KING | 110 | 15.21% | <div style="width: 15.21%; height: 10px; background-color: #f0e68c;"></div> |
| LIB J. ROBERT LATHAM | 26 | 3.60% | <div style="width: 3.60%; height: 10px; background-color: #f0e68c;"></div> |
| IAP TOMMY WILLIAMS | 21 | 2.90% | <div style="width: 2.90%; height: 10px; background-color: #f0e68c;"></div> |
| TOM TOMENY | 0 | 0.00% | <div style="width: 0.00%; height: 10px; background-color: #f0e68c;"></div> |
| Write-In Totals | 151 | 20.89% | <div style="width: 20.89%; height: 10px; background-color: #f0e68c;"></div> |

UIN01




ATTORNEY GENERAL

Vote For 1

| | TOTAL | VOTE % | |
|--------------------------|-------|--------|---|
| REP DEREK BROWN | 473 | 65.42% |  |
| DEM RUDY J BAUTISTA | 106 | 14.66% |  |
| UUP MICHELLE QUIST | 39 | 5.39% |  |
| AUSTIN HEPWORTH | 35 | 4.84% |  |
| LIB W. ANDREW MCCULLOUGH | 31 | 4.29% |  |



STATE AUDITOR AUDITOR

Vote For 1

| | TOTAL | VOTE % | |
|-----------------------|-------|--------|---|
| REP TINA CANNON | 510 | 70.54% |  |
| DEM CATHERINE VOUTAZ | 125 | 17.29% |  |
| CON JEFFREY L. OSTLER | 39 | 5.39% |  |


STATE TREASURER

Vote For 1

| | TOTAL | VOTE % | |
|-------------------|-------|--------|---|
| REP MARLO M. OAKS | 514 | 71.09% |  |
| DEM NEIL A HANSEN | 123 | 17.01% |  |
| UFP MILES POMEROY | 34 | 4.70% |  |

UTAH HOUSE DISTRICT 11

Vote For 1

| | TOTAL | VOTE % | |
|---------------|-------|--------|---|
| REP KATY HALL | 558 | 77.18% |  |




STATE BOARD OF EDUCATION DISTRICT 3

Vote For 1

| | TOTAL | VOTE % | |
|-------------------|-------|--------|---|
| REP ROD HALL | 532 | 73.58% |  |
| UFP LAURA JOHNSON | 144 | 19.92% |  |

COUNTY COMMISSION SEAT C

Vote For 1

| | TOTAL | VOTE % | |
|------------------------|-------|--------|---|
| REP JIM HARVEY | 486 | 67.22% |  |
| DEM STEVEN VAN WAGONER | 148 | 20.47% |  |
| LIB BRIAN K ROWLEY | 57 | 7.88% |  |

COUNTY ASSESSOR

Vote For 1

| | TOTAL | VOTE % | |
|----------------------|-------|--------|---|
| REP JOHN E. ULIBARRI | 571 | 78.98% |  |

UIN01

COUNTY RECORDER / SURVEYOR

Vote For 1

| | TOTAL | VOTE % | |
|-----------------------|-------|--------|---|
| REP BAHY RAHIMZADEGAN | 556 | 76.90% |  |

COUNTY TREASURER

Vote For 1

| | TOTAL | VOTE % | |
|--------------------|-------|--------|---|
| REP LYNELLE JENSEN | 582 | 80.50% |  |

MATTHEW B. DURRANT

Vote For 1

| | TOTAL | VOTE % | |
|-----|-------|--------|---|
| Yes | 430 | 59.47% |  |
| No | 154 | 21.30% |  |

RYAN D. TENNEY

Vote For 1

| | TOTAL | VOTE % | |
|-----|-------|--------|--|
| Yes | 431 | 59.61% |  |
| No | 155 | 21.44% |  |

JOSEPH M. BEAN

Vote For 1

| | TOTAL | VOTE % | |
|-----|-------|--------|---|
| Yes | 420 | 58.09% |  |
| No | 159 | 21.99% |  |

RONALD G. RUSSELL

Vote For 1

| | TOTAL | VOTE % | |
|-----|-------|--------|---|
| Yes | 439 | 60.72% |  |
| No | 145 | 20.06% |  |



CRISTINA PATRICIA ORTEGA

Vote For 1

| | TOTAL | VOTE % | |
|-----|-------|--------|---|
| Yes | 414 | 57.26% |  |
| No | 168 | 23.24% |  |

CRAIG HALL

Vote For 1

| | TOTAL | VOTE % | |
|-----|-------|--------|---|
| Yes | 412 | 56.98% |  |
| No | 162 | 22.41% |  |

UIN01

MICHAEL DARIO DIREDA

Vote For 1

| | TOTAL | VOTE % | |
|-----|-------|--------|---|
| Yes | 430 | 59.47% |  |
| No | 153 | 21.16% |  |

TASHA WILLIAMS

Vote For 1

| | TOTAL | VOTE % | |
|-----|-------|--------|---|
| Yes | 437 | 60.44% |  |
| No | 147 | 20.33% |  |

CONSTITUTIONAL AMENDMENT B

Vote For 1

| | TOTAL | VOTE % | |
|---------|-------|--------|---|
| For | 421 | 58.23% |  |
| Against | 256 | 35.41% |  |

CONSTITUTIONAL AMENDMENT C

Vote For 1

| | TOTAL | VOTE % | |
|---------|-------|--------|---|
| For | 560 | 77.46% |  |
| Against | 123 | 17.01% |  |

BALLOT PROPOSITION 19

Vote For 1

| | TOTAL | VOTE % | |
|-----|-------|--------|---|
| Yes | 370 | 51.18% |  |
| No | 316 | 43.71% |  |

UIN02

Statistics TOTAL

| | |
|---------------------------|--------|
| Registered Voters - Total | 26 |
| Ballots Cast - Total | 23 |
| Voter Turnout - Total | 88.46% |

U.S. PRESIDENT / VICE PRESIDENT

Vote For 1

| | TOTAL | VOTE % | |
|-----------------------|-------|--------|---|
| REP DONALD J. TRUMP | 13 | 56.52% | <div style="width: 56.52%; background-color: #ffc107;"></div> |
| DEM KAMALA D. HARRIS | 9 | 39.13% | <div style="width: 39.13%; background-color: #ffc107;"></div> |
| CORNEL RONALD WEST | 0 | 0.00% | <div style="width: 0.00%; background-color: #ffc107;"></div> |
| LUCIFER "JUSTIN CASE" | 0 | 0.00% | <div style="width: 0.00%; background-color: #ffc107;"></div> |
| CON JOEL SKOUSEN | 0 | 0.00% | <div style="width: 0.00%; background-color: #ffc107;"></div> |
| GRN JILL STEIN | 0 | 0.00% | <div style="width: 0.00%; background-color: #ffc107;"></div> |
| LIB CHASE OLIVER | 0 | 0.00% | <div style="width: 0.00%; background-color: #ffc107;"></div> |
| CLAUDIA DE LA CRUZ | 0 | 0.00% | <div style="width: 0.00%; background-color: #ffc107;"></div> |
| Write-In Totals | 1 | 4.35% | <div style="width: 4.35%; background-color: #ffc107;"></div> |

U.S. SENATE

Vote For 1

| | TOTAL | VOTE % | |
|----------------------|-------|--------|---|
| REP JOHN CURTIS | 13 | 56.52% | <div style="width: 56.52%; background-color: #ffc107;"></div> |
| DEM CAROLINE GLEICH | 8 | 34.78% | <div style="width: 34.78%; background-color: #ffc107;"></div> |
| IAP CARLTON E. BOWEN | 1 | 4.35% | <div style="width: 4.35%; background-color: #ffc107;"></div> |
| Write-In Totals | 1 | 4.35% | <div style="width: 4.35%; background-color: #ffc107;"></div> |

U.S. HOUSE DISTRICT 1

Vote For 1

| | TOTAL | VOTE % | |
|----------------------|-------|--------|---|
| REP BLAKE D. MOORE | 12 | 52.17% | <div style="width: 52.17%; background-color: #ffc107;"></div> |
| DEM BILL CAMPBELL | 9 | 39.13% | <div style="width: 39.13%; background-color: #ffc107;"></div> |
| LIB DANIEL R. COTTAM | 1 | 4.35% | <div style="width: 4.35%; background-color: #ffc107;"></div> |

GOVERNOR / LT. GOVERNOR

Vote For 1

| | TOTAL | VOTE % | |
|----------------------|-------|--------|---|
| DEM BRIAN SMITH KING | 8 | 34.78% | <div style="width: 34.78%; background-color: #ffc107;"></div> |
| REP SPENCER J. COX | 5 | 21.74% | <div style="width: 21.74%; background-color: #ffc107;"></div> |
| IAP TOMMY WILLIAMS | 1 | 4.35% | <div style="width: 4.35%; background-color: #ffc107;"></div> |
| LIB J. ROBERT LATHAM | 0 | 0.00% | <div style="width: 0.00%; background-color: #ffc107;"></div> |
| TOM TOMENY | 0 | 0.00% | <div style="width: 0.00%; background-color: #ffc107;"></div> |
| Write-In Totals | 9 | 39.13% | <div style="width: 39.13%; background-color: #ffc107;"></div> |

UIN02

ATTORNEY GENERAL

Vote For 1

| | TOTAL | VOTE % | |
|--------------------------|-------|--------|--|
| REP DEREK BROWN | 13 | 56.52% | <div style="width: 56.52%;"><div style="width: 56.52%;"></div></div> |
| DEM RUDY J BAUTISTA | 7 | 30.43% | <div style="width: 30.43%;"><div style="width: 30.43%;"></div></div> |
| LIB W. ANDREW MCCULLOUGH | 1 | 4.35% | <div style="width: 4.35%;"><div style="width: 4.35%;"></div></div> |
| UUP MICHELLE QUIST | 1 | 4.35% | <div style="width: 4.35%;"><div style="width: 4.35%;"></div></div> |
| AUSTIN HEPWORTH | 0 | 0.00% | <div style="width: 0%;"><div style="width: 0%;"></div></div> |

STATE AUDITOR AUDITOR

Vote For 1

| | TOTAL | VOTE % | |
|-----------------------|-------|--------|--|
| REP TINA CANNON | 13 | 56.52% | <div style="width: 56.52%;"><div style="width: 56.52%;"></div></div> |
| DEM CATHERINE VOUTAZ | 7 | 30.43% | <div style="width: 30.43%;"><div style="width: 30.43%;"></div></div> |
| CON JEFFREY L. OSTLER | 1 | 4.35% | <div style="width: 4.35%;"><div style="width: 4.35%;"></div></div> |

STATE TREASURER

Vote For 1

| | TOTAL | VOTE % | |
|-------------------|-------|--------|--|
| REP MARLO M. OAKS | 14 | 60.87% | <div style="width: 60.87%;"><div style="width: 60.87%;"></div></div> |
| DEM NEIL A HANSEN | 7 | 30.43% | <div style="width: 30.43%;"><div style="width: 30.43%;"></div></div> |
| UFP MILES POMEROY | 0 | 0.00% | <div style="width: 0%;"><div style="width: 0%;"></div></div> |

UTAH HOUSE DISTRICT 11

Vote For 1

| | TOTAL | VOTE % | |
|---------------|-------|--------|--|
| REP KATY HALL | 13 | 56.52% | <div style="width: 56.52%;"><div style="width: 56.52%;"></div></div> |

STATE BOARD OF EDUCATION DISTRICT 3

Vote For 1

| | TOTAL | VOTE % | |
|-------------------|-------|--------|--|
| REP ROD HALL | 14 | 60.87% | <div style="width: 60.87%;"><div style="width: 60.87%;"></div></div> |
| UFP LAURA JOHNSON | 4 | 17.39% | <div style="width: 17.39%;"><div style="width: 17.39%;"></div></div> |

COUNTY COMMISSION SEAT C

Vote For 1

| | TOTAL | VOTE % | |
|------------------------|-------|--------|--|
| REP JIM HARVEY | 13 | 56.52% | <div style="width: 56.52%;"><div style="width: 56.52%;"></div></div> |
| DEM STEVEN VAN WAGONER | 7 | 30.43% | <div style="width: 30.43%;"><div style="width: 30.43%;"></div></div> |
| LIB BRIAN K ROWLEY | 1 | 4.35% | <div style="width: 4.35%;"><div style="width: 4.35%;"></div></div> |

COUNTY ASSESSOR

Vote For 1

| | TOTAL | VOTE % | |
|----------------------|-------|--------|--|
| REP JOHN E. ULIBARRI | 16 | 69.57% | <div style="width: 69.57%;"><div style="width: 69.57%;"></div></div> |

UIN02

COUNTY RECORDER / SURVEYOR

Vote For 1

| | TOTAL | VOTE % | |
|-----------------------|-------|--------|---|
| REP BAHY RAHIMZADEGAN | 16 | 69.57% |  |

COUNTY TREASURER

Vote For 1

| | TOTAL | VOTE % | |
|--------------------|-------|--------|---|
| REP LYNELLE JENSEN | 16 | 69.57% |  |

MATTHEW B. DURRANT

Vote For 1

| | TOTAL | VOTE % | |
|-----|-------|--------|---|
| Yes | 15 | 65.22% |  |
| No | 2 | 8.70% |  |

RYAN D. TENNEY

Vote For 1

| | TOTAL | VOTE % | |
|-----|-------|--------|--|
| Yes | 12 | 52.17% |  |
| No | 4 | 17.39% |  |



JOSEPH M. BEAN

Vote For 1

| | TOTAL | VOTE % | |
|-----|-------|--------|---|
| Yes | 15 | 65.22% |  |
| No | 2 | 8.70% |  |

RONALD G. RUSSELL

Vote For 1

| | TOTAL | VOTE % | |
|-----|-------|--------|---|
| Yes | 15 | 65.22% |  |
| No | 2 | 8.70% |  |

CRISTINA PATRICIA ORTEGA

Vote For 1

| | TOTAL | VOTE % | |
|-----|-------|--------|---|
| Yes | 11 | 47.83% |  |
| No | 6 | 26.09% |  |

CRAIG HALL

Vote For 1

| | TOTAL | VOTE % | |
|-----|-------|--------|---|
| Yes | 14 | 60.87% |  |
| No | 2 | 8.70% |  |

UIN02

MICHAEL DARIO DIREDA

Vote For 1

| | TOTAL | VOTE % | |
|-----|-------|--------|---|
| Yes | 14 | 60.87% |  |
| No | 3 | 13.04% |  |

TASHA WILLIAMS

Vote For 1

| | TOTAL | VOTE % | |
|-----|-------|--------|---|
| Yes | 16 | 69.57% |  |
| No | 1 | 4.35% |  |

CONSTITUTIONAL AMENDMENT B

Vote For 1

| | TOTAL | VOTE % | |
|---------|-------|--------|---|
| For | 16 | 69.57% |  |
| Against | 7 | 30.43% |  |

CONSTITUTIONAL AMENDMENT C

Vote For 1

| | TOTAL | VOTE % | |
|---------|-------|--------|---|
| For | 16 | 69.57% |  |
| Against | 6 | 26.09% |  |

BALLOT PROPOSITION 19

Vote For 1

| | TOTAL | VOTE % | |
|-----|-------|--------|---|
| Yes | 14 | 60.87% |  |
| No | 8 | 34.78% |  |

WAT01

Statistics TOTAL

| | |
|---------------------------|--------|
| Registered Voters - Total | 756 |
| Ballots Cast - Total | 612 |
| Voter Turnout - Total | 80.95% |

U.S. PRESIDENT / VICE PRESIDENT

Vote For 1

| | TOTAL | VOTE % | |
|-----------------------|-------|--------|---|
| REP DONALD J. TRUMP | 329 | 53.76% | <div style="width: 53.76%; background-color: #ffc107;"></div> |
| DEM KAMALA D. HARRIS | 256 | 41.83% | <div style="width: 41.83%; background-color: #ffc107;"></div> |
| GRN JILL STEIN | 6 | 0.98% | <div style="width: 0.98%; background-color: #ffc107;"></div> |
| LIB CHASE OLIVER | 6 | 0.98% | <div style="width: 0.98%; background-color: #ffc107;"></div> |
| LUCIFER "JUSTIN CASE" | 3 | 0.49% | <div style="width: 0.49%; background-color: #ffc107;"></div> |
| CON JOEL SKOUSEN | 3 | 0.49% | <div style="width: 0.49%; background-color: #ffc107;"></div> |
| CORNEL RONALD WEST | 0 | 0.00% | <div style="width: 0.00%; background-color: #ffc107;"></div> |
| CLAUDIA DE LA CRUZ | 0 | 0.00% | <div style="width: 0.00%; background-color: #ffc107;"></div> |
| Write-In Totals | 4 | 0.65% | <div style="width: 0.65%; background-color: #ffc107;"></div> |

U.S. SENATE

Vote For 1

| | TOTAL | VOTE % | |
|----------------------|-------|--------|---|
| REP JOHN CURTIS | 329 | 53.76% | <div style="width: 53.76%; background-color: #ffc107;"></div> |
| DEM CAROLINE GLEICH | 212 | 34.64% | <div style="width: 34.64%; background-color: #ffc107;"></div> |
| IAP CARLTON E. BOWEN | 44 | 7.19% | <div style="width: 7.19%; background-color: #ffc107;"></div> |
| Write-In Totals | 0 | 0.00% | <div style="width: 0.00%; background-color: #ffc107;"></div> |

U.S. HOUSE DISTRICT 1

Vote For 1

| | TOTAL | VOTE % | |
|----------------------|-------|--------|---|
| REP BLAKE D. MOORE | 345 | 56.37% | <div style="width: 56.37%; background-color: #ffc107;"></div> |
| DEM BILL CAMPBELL | 199 | 32.52% | <div style="width: 32.52%; background-color: #ffc107;"></div> |
| LIB DANIEL R. COTTAM | 34 | 5.56% | <div style="width: 5.56%; background-color: #ffc107;"></div> |

GOVERNOR / LT. GOVERNOR

Vote For 1

| | TOTAL | VOTE % | |
|----------------------|-------|--------|---|
| REP SPENCER J. COX | 292 | 47.71% | <div style="width: 47.71%; background-color: #ffc107;"></div> |
| DEM BRIAN SMITH KING | 193 | 31.54% | <div style="width: 31.54%; background-color: #ffc107;"></div> |
| LIB J. ROBERT LATHAM | 22 | 3.59% | <div style="width: 3.59%; background-color: #ffc107;"></div> |
| IAP TOMMY WILLIAMS | 14 | 2.29% | <div style="width: 2.29%; background-color: #ffc107;"></div> |
| TOM TOMENY | 3 | 0.49% | <div style="width: 0.49%; background-color: #ffc107;"></div> |
| Write-In Totals | 71 | 11.60% | <div style="width: 11.60%; background-color: #ffc107;"></div> |

WAT01

ATTORNEY GENERAL

Vote For 1

| | TOTAL | VOTE % | |
|--------------------------|-------|--------|---|
| REP DEREK BROWN | 294 | 48.04% | <div style="width: 48.04%; background-color: #ffc107;"></div> |
| DEM RUDY J BAUTISTA | 181 | 29.58% | <div style="width: 29.58%; background-color: #ffc107;"></div> |
| UUP MICHELLE QUIST | 49 | 8.01% | <div style="width: 8.01%; background-color: #ffc107;"></div> |
| LIB W. ANDREW MCCULLOUGH | 30 | 4.90% | <div style="width: 4.90%; background-color: #ffc107;"></div> |
| AUSTIN HEPWORTH | 24 | 3.92% | <div style="width: 3.92%; background-color: #ffc107;"></div> |

STATE AUDITOR AUDITOR

Vote For 1

| | TOTAL | VOTE % | |
|-----------------------|-------|--------|---|
| REP TINA CANNON | 331 | 54.08% | <div style="width: 54.08%; background-color: #ffc107;"></div> |
| DEM CATHERINE VOUTAZ | 189 | 30.88% | <div style="width: 30.88%; background-color: #ffc107;"></div> |
| CON JEFFREY L. OSTLER | 45 | 7.35% | <div style="width: 7.35%; background-color: #ffc107;"></div> |

STATE TREASURER

Vote For 1

| | TOTAL | VOTE % | |
|-------------------|-------|--------|---|
| REP MARLO M. OAKS | 321 | 52.45% | <div style="width: 52.45%; background-color: #ffc107;"></div> |
| DEM NEIL A HANSEN | 198 | 32.35% | <div style="width: 32.35%; background-color: #ffc107;"></div> |
| UFP MILES POMEROY | 51 | 8.33% | <div style="width: 8.33%; background-color: #ffc107;"></div> |

UTAH HOUSE DISTRICT 10

Vote For 1

| | TOTAL | VOTE % | |
|---------------------|-------|--------|---|
| REP JILL KOFORD | 329 | 53.76% | <div style="width: 53.76%; background-color: #ffc107;"></div> |
| DEM ROSEMARY LESSER | 259 | 42.32% | <div style="width: 42.32%; background-color: #ffc107;"></div> |

STATE BOARD OF EDUCATION DISTRICT 3

Vote For 1

| | TOTAL | VOTE % | |
|-------------------|-------|--------|---|
| REP ROD HALL | 344 | 56.21% | <div style="width: 56.21%; background-color: #ffc107;"></div> |
| UFP LAURA JOHNSON | 197 | 32.19% | <div style="width: 32.19%; background-color: #ffc107;"></div> |

COUNTY COMMISSION SEAT C

Vote For 1

| | TOTAL | VOTE % | |
|------------------------|-------|--------|---|
| REP JIM HARVEY | 306 | 50.00% | <div style="width: 50.00%; background-color: #ffc107;"></div> |
| DEM STEVEN VAN WAGONER | 217 | 35.46% | <div style="width: 35.46%; background-color: #ffc107;"></div> |
| LIB BRIAN K ROWLEY | 52 | 8.50% | <div style="width: 8.50%; background-color: #ffc107;"></div> |

COUNTY ASSESSOR

Vote For 1

| | TOTAL | VOTE % | |
|----------------------|-------|--------|---|
| REP JOHN E. ULIBARRI | 447 | 73.04% | <div style="width: 73.04%; background-color: #ffc107;"></div> |

WAT01

COUNTY RECORDER / SURVEYOR

Vote For 1

| | TOTAL | VOTE % | |
|-----------------------|-------|--------|---|
| REP BAHY RAHIMZADEGAN | 422 | 68.95% |  |

COUNTY TREASURER

Vote For 1

| | TOTAL | VOTE % | |
|--------------------|-------|--------|---|
| REP LYNELLE JENSEN | 438 | 71.57% |  |

MATTHEW B. DURRANT

Vote For 1

| | TOTAL | VOTE % | |
|-----|-------|--------|---|
| Yes | 340 | 55.56% |  |
| No | 160 | 26.14% |  |

RYAN D. TENNEY

Vote For 1

| | TOTAL | VOTE % | |
|-----|-------|--------|--|
| Yes | 357 | 58.33% |  |
| No | 135 | 22.06% |  |

JOSEPH M. BEAN

Vote For 1

| | TOTAL | VOTE % | |
|-----|-------|--------|---|
| Yes | 356 | 58.17% |  |
| No | 140 | 22.88% |  |

RONALD G. RUSSELL

Vote For 1

| | TOTAL | VOTE % | |
|-----|-------|--------|---|
| Yes | 366 | 59.80% |  |
| No | 129 | 21.08% |  |



CRISTINA PATRICIA ORTEGA

Vote For 1

| | TOTAL | VOTE % | |
|-----|-------|--------|---|
| Yes | 360 | 58.82% |  |
| No | 137 | 22.39% |  |

CRAIG HALL

Vote For 1

| | TOTAL | VOTE % | |
|-----|-------|--------|---|
| Yes | 350 | 57.19% |  |
| No | 143 | 23.37% |  |

WAT01

MICHAEL DARIO DIREDA

Vote For 1

| | TOTAL | VOTE % | |
|-----|-------|--------|---|
| Yes | 363 | 59.31% |  |
| No | 134 | 21.90% |  |

TASHA WILLIAMS

Vote For 1

| | TOTAL | VOTE % | |
|-----|-------|--------|---|
| Yes | 372 | 60.78% |  |
| No | 124 | 20.26% |  |

CONSTITUTIONAL AMENDMENT B

Vote For 1

| | TOTAL | VOTE % | |
|---------|-------|--------|---|
| For | 409 | 66.83% |  |
| Against | 158 | 25.82% |  |

CONSTITUTIONAL AMENDMENT C

Vote For 1

| | TOTAL | VOTE % | |
|---------|-------|--------|---|
| For | 470 | 76.80% |  |
| Against | 100 | 16.34% |  |

BALLOT PROPOSITION 19

Vote For 1

| | TOTAL | VOTE % | |
|-----|-------|--------|---|
| Yes | 407 | 66.50% |  |
| No | 170 | 27.78% |  |

WAT02

Statistics TOTAL

| | |
|---------------------------|--------|
| Registered Voters - Total | 757 |
| Ballots Cast - Total | 611 |
| Voter Turnout - Total | 80.71% |

U.S. PRESIDENT / VICE PRESIDENT

Vote For 1

| | TOTAL | VOTE % | |
|-----------------------|-------|--------|---|
| REP DONALD J. TRUMP | 355 | 58.10% | <div style="width: 58.10%; background-color: #ffc107;"></div> |
| DEM KAMALA D. HARRIS | 224 | 36.66% | <div style="width: 36.66%; background-color: #ffc107;"></div> |
| LIB CHASE OLIVER | 10 | 1.64% | <div style="width: 1.64%; background-color: #ffc107;"></div> |
| LUCIFER "JUSTIN CASE" | 4 | 0.65% | <div style="width: 0.65%; background-color: #ffc107;"></div> |
| CON JOEL SKOUSEN | 3 | 0.49% | <div style="width: 0.49%; background-color: #ffc107;"></div> |
| GRN JILL STEIN | 3 | 0.49% | <div style="width: 0.49%; background-color: #ffc107;"></div> |
| CLAUDIA DE LA CRUZ | 3 | 0.49% | <div style="width: 0.49%; background-color: #ffc107;"></div> |
| CORNEL RONALD WEST | 0 | 0.00% | <div style="width: 0.00%; background-color: #ffc107;"></div> |
| Write-In Totals | 5 | 0.82% | <div style="width: 0.82%; background-color: #ffc107;"></div> |

U.S. SENATE

Vote For 1

| | TOTAL | VOTE % | |
|----------------------|-------|--------|---|
| REP JOHN CURTIS | 332 | 54.34% | <div style="width: 54.34%; background-color: #ffc107;"></div> |
| DEM CAROLINE GLEICH | 201 | 32.90% | <div style="width: 32.90%; background-color: #ffc107;"></div> |
| IAP CARLTON E. BOWEN | 37 | 6.06% | <div style="width: 6.06%; background-color: #ffc107;"></div> |
| Write-In Totals | 3 | 0.49% | <div style="width: 0.49%; background-color: #ffc107;"></div> |

U.S. HOUSE DISTRICT 1

Vote For 1

| | TOTAL | VOTE % | |
|----------------------|-------|--------|---|
| REP BLAKE D. MOORE | 334 | 54.66% | <div style="width: 54.66%; background-color: #ffc107;"></div> |
| DEM BILL CAMPBELL | 195 | 31.91% | <div style="width: 31.91%; background-color: #ffc107;"></div> |
| LIB DANIEL R. COTTAM | 33 | 5.40% | <div style="width: 5.40%; background-color: #ffc107;"></div> |

GOVERNOR / LT. GOVERNOR

Vote For 1

| | TOTAL | VOTE % | |
|----------------------|-------|--------|---|
| REP SPENCER J. COX | 289 | 47.30% | <div style="width: 47.30%; background-color: #ffc107;"></div> |
| DEM BRIAN SMITH KING | 179 | 29.30% | <div style="width: 29.30%; background-color: #ffc107;"></div> |
| LIB J. ROBERT LATHAM | 19 | 3.11% | <div style="width: 3.11%; background-color: #ffc107;"></div> |
| IAP TOMMY WILLIAMS | 15 | 2.46% | <div style="width: 2.46%; background-color: #ffc107;"></div> |
| TOM TOMENY | 3 | 0.49% | <div style="width: 0.49%; background-color: #ffc107;"></div> |
| Write-In Totals | 75 | 12.28% | <div style="width: 12.28%; background-color: #ffc107;"></div> |

WAT02

ATTORNEY GENERAL

Vote For 1

| | TOTAL | VOTE % | |
|--------------------------|-------|--------|--|
| REP DEREK BROWN | 299 | 48.94% | <div style="width: 48.94%;"><div style="width: 48.94%;"></div></div> |
| DEM RUDY J BAUTISTA | 174 | 28.48% | <div style="width: 28.48%;"><div style="width: 28.48%;"></div></div> |
| LIB W. ANDREW MCCULLOUGH | 37 | 6.06% | <div style="width: 6.06%;"><div style="width: 6.06%;"></div></div> |
| UUP MICHELLE QUIST | 30 | 4.91% | <div style="width: 4.91%;"><div style="width: 4.91%;"></div></div> |
| AUSTIN HEPWORTH | 25 | 4.09% | <div style="width: 4.09%;"><div style="width: 4.09%;"></div></div> |

STATE AUDITOR AUDITOR

Vote For 1

| | TOTAL | VOTE % | |
|-----------------------|-------|--------|--|
| REP TINA CANNON | 329 | 53.85% | <div style="width: 53.85%;"><div style="width: 53.85%;"></div></div> |
| DEM CATHERINE VOUTAZ | 189 | 30.93% | <div style="width: 30.93%;"><div style="width: 30.93%;"></div></div> |
| CON JEFFREY L. OSTLER | 37 | 6.06% | <div style="width: 6.06%;"><div style="width: 6.06%;"></div></div> |

STATE TREASURER

Vote For 1

| | TOTAL | VOTE % | |
|-------------------|-------|--------|--|
| REP MARLO M. OAKS | 318 | 52.05% | <div style="width: 52.05%;"><div style="width: 52.05%;"></div></div> |
| DEM NEIL A HANSEN | 192 | 31.42% | <div style="width: 31.42%;"><div style="width: 31.42%;"></div></div> |
| UFP MILES POMEROY | 42 | 6.87% | <div style="width: 6.87%;"><div style="width: 6.87%;"></div></div> |

UTAH HOUSE DISTRICT 10

Vote For 1

| | TOTAL | VOTE % | |
|---------------------|-------|--------|--|
| REP JILL KOFORD | 354 | 57.94% | <div style="width: 57.94%;"><div style="width: 57.94%;"></div></div> |
| DEM ROSEMARY LESSER | 227 | 37.15% | <div style="width: 37.15%;"><div style="width: 37.15%;"></div></div> |

STATE BOARD OF EDUCATION DISTRICT 3

Vote For 1

| | TOTAL | VOTE % | |
|-------------------|-------|--------|--|
| REP ROD HALL | 369 | 60.39% | <div style="width: 60.39%;"><div style="width: 60.39%;"></div></div> |
| UFP LAURA JOHNSON | 167 | 27.33% | <div style="width: 27.33%;"><div style="width: 27.33%;"></div></div> |

COUNTY COMMISSION SEAT C

Vote For 1

| | TOTAL | VOTE % | |
|------------------------|-------|--------|--|
| REP JIM HARVEY | 297 | 48.61% | <div style="width: 48.61%;"><div style="width: 48.61%;"></div></div> |
| DEM STEVEN VAN WAGONER | 212 | 34.70% | <div style="width: 34.70%;"><div style="width: 34.70%;"></div></div> |
| LIB BRIAN K ROWLEY | 52 | 8.51% | <div style="width: 8.51%;"><div style="width: 8.51%;"></div></div> |

COUNTY ASSESSOR

Vote For 1

| | TOTAL | VOTE % | |
|----------------------|-------|--------|--|
| REP JOHN E. ULIBARRI | 453 | 74.14% | <div style="width: 74.14%;"><div style="width: 74.14%;"></div></div> |

WAT02

COUNTY RECORDER / SURVEYOR

Vote For 1

| | TOTAL | VOTE % |  |
|-----------------------|-------|--------|---|
| REP BAHY RAHIMZADEGAN | 440 | 72.01% | |

COUNTY TREASURER

Vote For 1

| | TOTAL | VOTE % |  |
|--------------------|-------|--------|---|
| REP LYNELLE JENSEN | 454 | 74.30% | |

MATTHEW B. DURRANT

Vote For 1

| | TOTAL | VOTE % |  |
|-----|-------|--------|---|
| Yes | 327 | 53.52% | |
| No | 158 | 25.86% | |

RYAN D. TENNEY

Vote For 1

| | TOTAL | VOTE % |  |
|-----|-------|--------|---|
| Yes | 324 | 53.03% | |
| No | 158 | 25.86% | |

JOSEPH M. BEAN

Vote For 1

| | TOTAL | VOTE % |  |
|-----|-------|--------|---|
| Yes | 321 | 52.54% | |
| No | 160 | 26.19% | |

RONALD G. RUSSELL

Vote For 1

| | TOTAL | VOTE % |  |
|-----|-------|--------|---|
| Yes | 323 | 52.86% | |
| No | 157 | 25.70% | |

CRISTINA PATRICIA ORTEGA

Vote For 1

| | TOTAL | VOTE % |  |
|-----|-------|--------|---|
| Yes | 340 | 55.65% | |
| No | 143 | 23.40% | |

CRAIG HALL

Vote For 1

| | TOTAL | VOTE % |  |
|-----|-------|--------|---|
| Yes | 327 | 53.52% | |
| No | 156 | 25.53% | |

WAT02

MICHAEL DARIO DIREDA

Vote For 1

| | TOTAL | VOTE % | |
|-----|-------|--------|---|
| Yes | 330 | 54.01% |  |
| No | 156 | 25.53% |  |

TASHA WILLIAMS

Vote For 1

| | TOTAL | VOTE % | |
|-----|-------|--------|---|
| Yes | 336 | 54.99% |  |
| No | 149 | 24.39% |  |

CONSTITUTIONAL AMENDMENT B

Vote For 1

| | TOTAL | VOTE % | |
|---------|-------|--------|---|
| For | 366 | 59.90% |  |
| Against | 196 | 32.08% |  |

CONSTITUTIONAL AMENDMENT C

Vote For 1

| | TOTAL | VOTE % | |
|---------|-------|--------|---|
| For | 471 | 77.09% |  |
| Against | 98 | 16.04% |  |

BALLOT PROPOSITION 19

Vote For 1

| | TOTAL | VOTE % | |
|-----|-------|--------|---|
| Yes | 381 | 62.36% |  |
| No | 190 | 31.10% |  |

WAT03

Statistics TOTAL

| | |
|---------------------------|--------|
| Registered Voters - Total | 1,173 |
| Ballots Cast - Total | 948 |
| Voter Turnout - Total | 80.82% |

U.S. PRESIDENT / VICE PRESIDENT

Vote For 1

| | TOTAL | VOTE % | |
|-----------------------|-------|--------|---|
| REP DONALD J. TRUMP | 517 | 54.54% | <div style="width: 54.54%; background-color: #ffc107;"></div> |
| DEM KAMALA D. HARRIS | 379 | 39.98% | <div style="width: 39.98%; background-color: #ffc107;"></div> |
| LIB CHASE OLIVER | 11 | 1.16% | <div style="width: 1.16%; background-color: #ffc107;"></div> |
| CLAUDIA DE LA CRUZ | 8 | 0.84% | <div style="width: 0.84%; background-color: #ffc107;"></div> |
| GRN JILL STEIN | 6 | 0.63% | <div style="width: 0.63%; background-color: #ffc107;"></div> |
| CON JOEL SKOUSEN | 5 | 0.53% | <div style="width: 0.53%; background-color: #ffc107;"></div> |
| CORNEL RONALD WEST | 4 | 0.42% | <div style="width: 0.42%; background-color: #ffc107;"></div> |
| LUCIFER "JUSTIN CASE" | 4 | 0.42% | <div style="width: 0.42%; background-color: #ffc107;"></div> |
| Write-In Totals | 8 | 0.84% | <div style="width: 0.84%; background-color: #ffc107;"></div> |

U.S. SENATE

Vote For 1

| | TOTAL | VOTE % | |
|----------------------|-------|--------|---|
| REP JOHN CURTIS | 503 | 53.06% | <div style="width: 53.06%; background-color: #ffc107;"></div> |
| DEM CAROLINE GLEICH | 333 | 35.13% | <div style="width: 35.13%; background-color: #ffc107;"></div> |
| IAP CARLTON E. BOWEN | 51 | 5.38% | <div style="width: 5.38%; background-color: #ffc107;"></div> |
| Write-In Totals | 2 | 0.21% | <div style="width: 0.21%; background-color: #ffc107;"></div> |

U.S. HOUSE DISTRICT 1

Vote For 1

| | TOTAL | VOTE % | |
|----------------------|-------|--------|---|
| REP BLAKE D. MOORE | 518 | 54.64% | <div style="width: 54.64%; background-color: #ffc107;"></div> |
| DEM BILL CAMPBELL | 305 | 32.17% | <div style="width: 32.17%; background-color: #ffc107;"></div> |
| LIB DANIEL R. COTTAM | 46 | 4.85% | <div style="width: 4.85%; background-color: #ffc107;"></div> |

GOVERNOR / LT. GOVERNOR

Vote For 1

| | TOTAL | VOTE % | |
|----------------------|-------|--------|---|
| REP SPENCER J. COX | 466 | 49.16% | <div style="width: 49.16%; background-color: #ffc107;"></div> |
| DEM BRIAN SMITH KING | 281 | 29.64% | <div style="width: 29.64%; background-color: #ffc107;"></div> |
| LIB J. ROBERT LATHAM | 33 | 3.48% | <div style="width: 3.48%; background-color: #ffc107;"></div> |
| IAP TOMMY WILLIAMS | 32 | 3.38% | <div style="width: 3.38%; background-color: #ffc107;"></div> |
| TOM TOMENY | 4 | 0.42% | <div style="width: 0.42%; background-color: #ffc107;"></div> |
| Write-In Totals | 92 | 9.70% | <div style="width: 9.70%; background-color: #ffc107;"></div> |

WAT03

ATTORNEY GENERAL

Vote For 1

| | TOTAL | VOTE % |
|--------------------------|-------|--------|
| REP DEREK BROWN | 455 | 48.00% |
| DEM RUDY J BAUTISTA | 281 | 29.64% |
| UUP MICHELLE QUIST | 78 | 8.23% |
| LIB W. ANDREW MCCULLOUGH | 42 | 4.43% |
| AUSTIN HEPWORTH | 21 | 2.22% |

STATE AUDITOR AUDITOR

Vote For 1

| | TOTAL | VOTE % |
|-----------------------|-------|--------|
| REP TINA CANNON | 486 | 51.27% |
| DEM CATHERINE VOUTAZ | 327 | 34.49% |
| CON JEFFREY L. OSTLER | 51 | 5.38% |

STATE TREASURER

Vote For 1

| | TOTAL | VOTE % |
|-------------------|-------|--------|
| REP MARLO M. OAKS | 503 | 53.06% |
| DEM NEIL A HANSEN | 304 | 32.07% |
| UFP MILES POMEROY | 61 | 6.43% |

UTAH HOUSE DISTRICT 11

Vote For 1

| | TOTAL | VOTE % |
|---------------|-------|--------|
| REP KATY HALL | 622 | 65.61% |

STATE BOARD OF EDUCATION DISTRICT 3

Vote For 1

| | TOTAL | VOTE % |
|-------------------|-------|--------|
| REP ROD HALL | 529 | 55.80% |
| UFP LAURA JOHNSON | 294 | 31.01% |

COUNTY COMMISSION SEAT C

Vote For 1

| | TOTAL | VOTE % |
|------------------------|-------|--------|
| REP JIM HARVEY | 492 | 51.90% |
| DEM STEVEN VAN WAGONER | 303 | 31.96% |
| LIB BRIAN K ROWLEY | 74 | 7.81% |

COUNTY ASSESSOR

Vote For 1

| | TOTAL | VOTE % |
|----------------------|-------|--------|
| REP JOHN E. ULIBARRI | 659 | 69.51% |

WAT03

COUNTY RECORDER / SURVEYOR

Vote For 1

| | TOTAL | VOTE % | |
|-----------------------|-------|--------|--|
| REP BAHY RAHIMZADEGAN | 643 | 67.83% | |

COUNTY TREASURER

Vote For 1

| | TOTAL | VOTE % | |
|--------------------|-------|--------|--|
| REP LYNELLE JENSEN | 670 | 70.68% | |

WEBER SCHOOL BOARD DISTRICT 5

Vote For 1

| | TOTAL | VOTE % | |
|------------------|-------|--------|--|
| DOUGLAS R. HURST | 654 | 68.99% | |

MATTHEW B. DURRANT

Vote For 1

| | TOTAL | VOTE % | |
|-----|-------|--------|--|
| Yes | 580 | 61.18% | |
| No | 193 | 20.36% | |

RYAN D. TENNEY

Vote For 1

| | TOTAL | VOTE % | |
|-----|-------|--------|--|
| Yes | 587 | 61.92% | |
| No | 180 | 18.99% | |

JOSEPH M. BEAN

Vote For 1

| | TOTAL | VOTE % | |
|-----|-------|--------|--|
| Yes | 585 | 61.71% | |
| No | 184 | 19.41% | |

RONALD G. RUSSELL

Vote For 1

| | TOTAL | VOTE % | |
|-----|-------|--------|--|
| Yes | 595 | 62.76% | |
| No | 173 | 18.25% | |

CRISTINA PATRICIA ORTEGA

Vote For 1

| | TOTAL | VOTE % | |
|-----|-------|--------|--|
| Yes | 603 | 63.61% | |
| No | 173 | 18.25% | |

WAT03

CRAIG HALL

Vote For 1

| | TOTAL | VOTE % | |
|-----|-------|--------|--|
| Yes | 574 | 60.55% | |
| No | 188 | 19.83% | |

MICHAEL DARIO DIREDA

Vote For 1

| | TOTAL | VOTE % | |
|-----|-------|--------|--|
| Yes | 591 | 62.34% | |
| No | 177 | 18.67% | |

TASHA WILLIAMS

Vote For 1

| | TOTAL | VOTE % | |
|-----|-------|--------|--|
| Yes | 610 | 64.35% | |
| No | 165 | 17.41% | |

CONSTITUTIONAL AMENDMENT B

Vote For 1

| | TOTAL | VOTE % | |
|---------|-------|--------|--|
| For | 591 | 62.34% | |
| Against | 276 | 29.11% | |

CONSTITUTIONAL AMENDMENT C

Vote For 1

| | TOTAL | VOTE % | |
|---------|-------|--------|--|
| For | 719 | 75.84% | |
| Against | 150 | 15.82% | |

BALLOT PROPOSITION 19

Vote For 1

| | TOTAL | VOTE % | |
|-----|-------|--------|--|
| Yes | 599 | 63.19% | |
| No | 273 | 28.80% | |

WAT04

Statistics TOTAL

| | |
|---------------------------|--------|
| Registered Voters - Total | 1,019 |
| Ballots Cast - Total | 891 |
| Voter Turnout - Total | 87.44% |

U.S. PRESIDENT / VICE PRESIDENT

Vote For 1

| | TOTAL | VOTE % | |
|-----------------------|-------|--------|---|
| REP DONALD J. TRUMP | 461 | 51.74% | <div style="width: 51.74%; background-color: #ffc107;"></div> |
| DEM KAMALA D. HARRIS | 392 | 44.00% | <div style="width: 44.00%; background-color: #ffc107;"></div> |
| LIB CHASE OLIVER | 9 | 1.01% | <div style="width: 1.01%; background-color: #ffc107;"></div> |
| CON JOEL SKOUSEN | 4 | 0.45% | <div style="width: 0.45%; background-color: #ffc107;"></div> |
| CORNEL RONALD WEST | 3 | 0.34% | <div style="width: 0.34%; background-color: #ffc107;"></div> |
| GRN JILL STEIN | 3 | 0.34% | <div style="width: 0.34%; background-color: #ffc107;"></div> |
| LUCIFER "JUSTIN CASE" | 2 | 0.22% | <div style="width: 0.22%; background-color: #ffc107;"></div> |
| CLAUDIA DE LA CRUZ | 1 | 0.11% | <div style="width: 0.11%; background-color: #ffc107;"></div> |
| Write-In Totals | 12 | 1.35% | <div style="width: 1.35%; background-color: #ffc107;"></div> |

U.S. SENATE

Vote For 1

| | TOTAL | VOTE % | |
|----------------------|-------|--------|---|
| REP JOHN CURTIS | 497 | 55.78% | <div style="width: 55.78%; background-color: #ffc107;"></div> |
| DEM CAROLINE GLEICH | 324 | 36.36% | <div style="width: 36.36%; background-color: #ffc107;"></div> |
| IAP CARLTON E. BOWEN | 37 | 4.15% | <div style="width: 4.15%; background-color: #ffc107;"></div> |
| Write-In Totals | 2 | 0.22% | <div style="width: 0.22%; background-color: #ffc107;"></div> |

U.S. HOUSE DISTRICT 1

Vote For 1

| | TOTAL | VOTE % | |
|----------------------|-------|--------|---|
| REP BLAKE D. MOORE | 499 | 56.00% | <div style="width: 56.00%; background-color: #ffc107;"></div> |
| DEM BILL CAMPBELL | 301 | 33.78% | <div style="width: 33.78%; background-color: #ffc107;"></div> |
| LIB DANIEL R. COTTAM | 49 | 5.50% | <div style="width: 5.50%; background-color: #ffc107;"></div> |

GOVERNOR / LT. GOVERNOR

Vote For 1

| | TOTAL | VOTE % | |
|----------------------|-------|--------|---|
| REP SPENCER J. COX | 457 | 51.29% | <div style="width: 51.29%; background-color: #ffc107;"></div> |
| DEM BRIAN SMITH KING | 282 | 31.65% | <div style="width: 31.65%; background-color: #ffc107;"></div> |
| LIB J. ROBERT LATHAM | 21 | 2.36% | <div style="width: 2.36%; background-color: #ffc107;"></div> |
| IAP TOMMY WILLIAMS | 16 | 1.80% | <div style="width: 1.80%; background-color: #ffc107;"></div> |
| TOM TOMENY | 5 | 0.56% | <div style="width: 0.56%; background-color: #ffc107;"></div> |
| Write-In Totals | 82 | 9.20% | <div style="width: 9.20%; background-color: #ffc107;"></div> |

WAT04

ATTORNEY GENERAL

Vote For 1

| | TOTAL | VOTE % | |
|--------------------------|-------|--------|--|
| REP DEREK BROWN | 438 | 49.16% | |
| DEM RUDY J BAUTISTA | 289 | 32.44% | |
| UUP MICHELLE QUIST | 58 | 6.51% | |
| LIB W. ANDREW MCCULLOUGH | 41 | 4.60% | |
| AUSTIN HEPWORTH | 18 | 2.02% | |

STATE AUDITOR AUDITOR

Vote For 1

| | TOTAL | VOTE % | |
|-----------------------|-------|--------|--|
| REP TINA CANNON | 492 | 55.22% | |
| DEM CATHERINE VOUTAZ | 303 | 34.01% | |
| CON JEFFREY L. OSTLER | 35 | 3.93% | |

STATE TREASURER

Vote For 1

| | TOTAL | VOTE % | |
|-------------------|-------|--------|--|
| REP MARLO M. OAKS | 466 | 52.30% | |
| DEM NEIL A HANSEN | 304 | 34.12% | |
| UFP MILES POMEROY | 63 | 7.07% | |

UTAH HOUSE DISTRICT 11

Vote For 1

| | TOTAL | VOTE % | |
|---------------|-------|--------|--|
| REP KATY HALL | 609 | 68.35% | |

STATE BOARD OF EDUCATION DISTRICT 3

Vote For 1

| | TOTAL | VOTE % | |
|-------------------|-------|--------|--|
| REP ROD HALL | 542 | 60.83% | |
| UFP LAURA JOHNSON | 252 | 28.28% | |

COUNTY COMMISSION SEAT C

Vote For 1

| | TOTAL | VOTE % | |
|------------------------|-------|--------|--|
| REP JIM HARVEY | 443 | 49.72% | |
| DEM STEVEN VAN WAGONER | 347 | 38.94% | |
| LIB BRIAN K ROWLEY | 56 | 6.29% | |

COUNTY ASSESSOR

Vote For 1

| | TOTAL | VOTE % | |
|----------------------|-------|--------|--|
| REP JOHN E. ULIBARRI | 646 | 72.50% | |

WAT04

COUNTY RECORDER / SURVEYOR

Vote For 1

| | TOTAL | VOTE % | |
|-----------------------|-------|--------|--|
| REP BAHY RAHIMZADEGAN | 646 | 72.50% | |

COUNTY TREASURER

Vote For 1

| | TOTAL | VOTE % | |
|--------------------|-------|--------|--|
| REP LYNELLE JENSEN | 658 | 73.85% | |

WEBER SCHOOL BOARD DISTRICT 5

Vote For 1

| | TOTAL | VOTE % | |
|------------------|-------|--------|--|
| DOUGLAS R. HURST | 653 | 73.29% | |

MATTHEW B. DURRANT

Vote For 1

| | TOTAL | VOTE % | |
|-----|-------|--------|--|
| Yes | 550 | 61.73% | |
| No | 167 | 18.74% | |

RYAN D. TENNEY

Vote For 1

| | TOTAL | VOTE % | |
|-----|-------|--------|--|
| Yes | 553 | 62.07% | |
| No | 155 | 17.40% | |

JOSEPH M. BEAN

Vote For 1

| | TOTAL | VOTE % | |
|-----|-------|--------|--|
| Yes | 561 | 62.96% | |
| No | 157 | 17.62% | |

RONALD G. RUSSELL

Vote For 1

| | TOTAL | VOTE % | |
|-----|-------|--------|--|
| Yes | 557 | 62.51% | |
| No | 152 | 17.06% | |

CRISTINA PATRICIA ORTEGA

Vote For 1

| | TOTAL | VOTE % | |
|-----|-------|--------|--|
| Yes | 562 | 63.08% | |
| No | 149 | 16.72% | |

WAT04

CRAIG HALL

Vote For 1

| | TOTAL | VOTE % | |
|-----|-------|--------|--|
| Yes | 548 | 61.50% | |
| No | 162 | 18.18% | |

MICHAEL DARIO DIREDA

Vote For 1

| | TOTAL | VOTE % | |
|-----|-------|--------|--|
| Yes | 558 | 62.63% | |
| No | 157 | 17.62% | |

TASHA WILLIAMS

Vote For 1

| | TOTAL | VOTE % | |
|-----|-------|--------|--|
| Yes | 584 | 65.54% | |
| No | 133 | 14.93% | |

CONSTITUTIONAL AMENDMENT B

Vote For 1

| | TOTAL | VOTE % | |
|---------|-------|--------|--|
| For | 536 | 60.16% | |
| Against | 277 | 31.09% | |

CONSTITUTIONAL AMENDMENT C

Vote For 1

| | TOTAL | VOTE % | |
|---------|-------|--------|--|
| For | 664 | 74.52% | |
| Against | 162 | 18.18% | |

BALLOT PROPOSITION 19

Vote For 1

| | TOTAL | VOTE % | |
|-----|-------|--------|--|
| Yes | 582 | 65.32% | |
| No | 252 | 28.28% | |

WAT05

Statistics TOTAL

| | |
|---------------------------|--------|
| Registered Voters - Total | 826 |
| Ballots Cast - Total | 722 |
| Voter Turnout - Total | 87.41% |

U.S. PRESIDENT / VICE PRESIDENT

Vote For 1

| | TOTAL | VOTE % | |
|-----------------------|-------|--------|---|
| REP DONALD J. TRUMP | 391 | 54.16% | <div style="width: 54.16%; height: 10px; background-color: #ffc107;"></div> |
| DEM KAMALA D. HARRIS | 295 | 40.86% | <div style="width: 40.86%; height: 10px; background-color: #ffc107;"></div> |
| LIB CHASE OLIVER | 6 | 0.83% | <div style="width: 0.83%; height: 10px; background-color: #ffc107;"></div> |
| CON JOEL SKOUSEN | 4 | 0.55% | <div style="width: 0.55%; height: 10px; background-color: #ffc107;"></div> |
| GRN JILL STEIN | 3 | 0.42% | <div style="width: 0.42%; height: 10px; background-color: #ffc107;"></div> |
| LUCIFER "JUSTIN CASE" | 1 | 0.14% | <div style="width: 0.14%; height: 10px; background-color: #ffc107;"></div> |
| CLAUDIA DE LA CRUZ | 1 | 0.14% | <div style="width: 0.14%; height: 10px; background-color: #ffc107;"></div> |
| CORNEL RONALD WEST | 0 | 0.00% | <div style="width: 0.00%; height: 10px; background-color: #ffc107;"></div> |
| Write-In Totals | 10 | 1.38% | <div style="width: 1.38%; height: 10px; background-color: #ffc107;"></div> |

U.S. SENATE

Vote For 1

| | TOTAL | VOTE % | |
|----------------------|-------|--------|---|
| REP JOHN CURTIS | 429 | 59.42% | <div style="width: 59.42%; height: 10px; background-color: #ffc107;"></div> |
| DEM CAROLINE GLEICH | 229 | 31.72% | <div style="width: 31.72%; height: 10px; background-color: #ffc107;"></div> |
| IAP CARLTON E. BOWEN | 32 | 4.43% | <div style="width: 4.43%; height: 10px; background-color: #ffc107;"></div> |
| Write-In Totals | 2 | 0.28% | <div style="width: 0.28%; height: 10px; background-color: #ffc107;"></div> |

U.S. HOUSE DISTRICT 1

Vote For 1

| | TOTAL | VOTE % | |
|----------------------|-------|--------|---|
| REP BLAKE D. MOORE | 443 | 61.36% | <div style="width: 61.36%; height: 10px; background-color: #ffc107;"></div> |
| DEM BILL CAMPBELL | 225 | 31.16% | <div style="width: 31.16%; height: 10px; background-color: #ffc107;"></div> |
| LIB DANIEL R. COTTAM | 18 | 2.49% | <div style="width: 2.49%; height: 10px; background-color: #ffc107;"></div> |

GOVERNOR / LT. GOVERNOR






Vote For 1

| | TOTAL | VOTE % | |
|----------------------|-------|--------|---|
| REP SPENCER J. COX | 391 | 54.16% | <div style="width: 54.16%; height: 10px; background-color: #ffc107;"></div> |
| DEM BRIAN SMITH KING | 201 | 27.84% | <div style="width: 27.84%; height: 10px; background-color: #ffc107;"></div> |
| LIB J. ROBERT LATHAM | 20 | 2.77% | <div style="width: 2.77%; height: 10px; background-color: #ffc107;"></div> |
| IAP TOMMY WILLIAMS | 8 | 1.11% | <div style="width: 1.11%; height: 10px; background-color: #ffc107;"></div> |
| TOM TOMENY | 1 | 0.14% | <div style="width: 0.14%; height: 10px; background-color: #ffc107;"></div> |
| Write-In Totals | 82 | 11.36% | <div style="width: 11.36%; height: 10px; background-color: #ffc107;"></div> |

WAT05

ATTORNEY GENERAL

Vote For 1

| | TOTAL | VOTE % | |
|--------------------------|-------|--------|---|
| REP DEREK BROWN | 414 | 57.34% |  |
| DEM RUDY J BAUTISTA | 200 | 27.70% |  |
| UUP MICHELLE QUIST | 45 | 6.23% |  |
| LIB W. ANDREW MCCULLOUGH | 16 | 2.22% |  |
| AUSTIN HEPWORTH | 11 | 1.52% |  |



STATE AUDITOR AUDITOR

Vote For 1

| | TOTAL | VOTE % | |
|-----------------------|-------|--------|---|
| REP TINA CANNON | 415 | 57.48% |  |
| DEM CATHERINE VOUTAZ | 231 | 31.99% |  |
| CON JEFFREY L. OSTLER | 31 | 4.29% |  |

STATE TREASURER

Vote For 1

| | TOTAL | VOTE % | |
|-------------------|-------|--------|---|
| REP MARLO M. OAKS | 415 | 57.48% |  |
| DEM NEIL A HANSEN | 226 | 31.30% |  |
| UFP MILES POMEROY | 27 | 3.74% |  |

UTAH HOUSE DISTRICT 11

Vote For 1

| | TOTAL | VOTE % | |
|---------------|-------|--------|---|
| REP KATY HALL | 496 | 68.70% |  |




STATE BOARD OF EDUCATION DISTRICT 3

Vote For 1

| | TOTAL | VOTE % | |
|-------------------|-------|--------|---|
| REP ROD HALL | 442 | 61.22% |  |
| UFP LAURA JOHNSON | 193 | 26.73% |  |


COUNTY COMMISSION SEAT C

Vote For 1

| | TOTAL | VOTE % | |
|------------------------|-------|--------|---|
| REP JIM HARVEY | 414 | 57.34% |  |
| DEM STEVEN VAN WAGONER | 240 | 33.24% |  |
| LIB BRIAN K ROWLEY | 32 | 4.43% |  |

COUNTY ASSESSOR

Vote For 1

| | TOTAL | VOTE % | |
|----------------------|-------|--------|---|
| REP JOHN E. ULIBARRI | 540 | 74.79% |  |

WAT05

COUNTY RECORDER / SURVEYOR

Vote For 1

| | TOTAL | VOTE % | |
|-----------------------|-------|--------|--|
| REP BAHY RAHIMZADEGAN | 518 | 71.75% | |

COUNTY TREASURER

Vote For 1

| | TOTAL | VOTE % | |
|--------------------|-------|--------|--|
| REP LYNELLE JENSEN | 534 | 73.96% | |

WEBER SCHOOL BOARD DISTRICT 5

Vote For 1

| | TOTAL | VOTE % | |
|------------------|-------|--------|--|
| DOUGLAS R. HURST | 551 | 76.32% | |

MATTHEW B. DURRANT

Vote For 1

| | TOTAL | VOTE % | |
|-----|-------|--------|--|
| Yes | 469 | 64.96% | |
| No | 113 | 15.65% | |

RYAN D. TENNEY

Vote For 1

| | TOTAL | VOTE % | |
|-----|-------|--------|--|
| Yes | 458 | 63.43% | |
| No | 116 | 16.07% | |

JOSEPH M. BEAN

Vote For 1

| | TOTAL | VOTE % | |
|-----|-------|--------|--|
| Yes | 451 | 62.47% | |
| No | 123 | 17.04% | |

RONALD G. RUSSELL

Vote For 1

| | TOTAL | VOTE % | |
|-----|-------|--------|--|
| Yes | 468 | 64.82% | |
| No | 112 | 15.51% | |

CRISTINA PATRICIA ORTEGA

Vote For 1

| | TOTAL | VOTE % | |
|-----|-------|--------|--|
| Yes | 452 | 62.60% | |
| No | 127 | 17.59% | |

WAT05

CRAIG HALL

Vote For 1

| | TOTAL | VOTE % | |
|-----|-------|--------|---|
| Yes | 454 | 62.88% |  |
| No | 125 | 17.31% |  |

MICHAEL DARIO DIREDA

Vote For 1

| | TOTAL | VOTE % | |
|-----|-------|--------|---|
| Yes | 465 | 64.40% |  |
| No | 114 | 15.79% |  |

TASHA WILLIAMS

Vote For 1

| | TOTAL | VOTE % | |
|-----|-------|--------|---|
| Yes | 475 | 65.79% |  |
| No | 101 | 13.99% |  |

CONSTITUTIONAL AMENDMENT B

Vote For 1

| | TOTAL | VOTE % | |
|---------|-------|--------|---|
| For | 459 | 63.57% |  |
| Against | 200 | 27.70% |  |

CONSTITUTIONAL AMENDMENT C

Vote For 1

| | TOTAL | VOTE % | |
|---------|-------|--------|---|
| For | 545 | 75.48% |  |
| Against | 114 | 15.79% |  |

BALLOT PROPOSITION 19

Vote For 1

| | TOTAL | VOTE % | |
|-----|-------|--------|---|
| Yes | 467 | 64.68% |  |
| No | 211 | 29.22% |  |

WHV01

Statistics TOTAL

| | |
|---------------------------|--------|
| Registered Voters - Total | 1,414 |
| Ballots Cast - Total | 1,230 |
| Voter Turnout - Total | 86.99% |

U.S. PRESIDENT / VICE PRESIDENT

Vote For 1

| | TOTAL | VOTE % | |
|-----------------------|-------|--------|--|
| REP DONALD J. TRUMP | 811 | 65.94% | |
| DEM KAMALA D. HARRIS | 366 | 29.76% | |
| LIB CHASE OLIVER | 16 | 1.30% | |
| CLAUDIA DE LA CRUZ | 3 | 0.24% | |
| CON JOEL SKOUSEN | 2 | 0.16% | |
| GRN JILL STEIN | 2 | 0.16% | |
| CORNEL RONALD WEST | 1 | 0.08% | |
| LUCIFER "JUSTIN CASE" | 0 | 0.00% | |
| Write-In Totals | 18 | 1.46% | |

U.S. SENATE

Vote For 1

| | TOTAL | VOTE % | |
|----------------------|-------|--------|--|
| REP JOHN CURTIS | 763 | 62.03% | |
| DEM CAROLINE GLEICH | 332 | 26.99% | |
| IAP CARLTON E. BOWEN | 71 | 5.77% | |
| Write-In Totals | 7 | 0.57% | |

U.S. HOUSE DISTRICT 1

Vote For 1

| | TOTAL | VOTE % | |
|----------------------|-------|--------|--|
| REP BLAKE D. MOORE | 776 | 63.09% | |
| DEM BILL CAMPBELL | 318 | 25.85% | |
| LIB DANIEL R. COTTAM | 62 | 5.04% | |

GOVERNOR / LT. GOVERNOR

Vote For 1

| | TOTAL | VOTE % | |
|----------------------|-------|--------|--|
| REP SPENCER J. COX | 660 | 53.66% | |
| DEM BRIAN SMITH KING | 289 | 23.50% | |
| LIB J. ROBERT LATHAM | 50 | 4.06% | |
| IAP TOMMY WILLIAMS | 29 | 2.36% | |
| TOM TOMENY | 1 | 0.08% | |
| Write-In Totals | 162 | 13.17% | |

WHV01

ATTORNEY GENERAL

Vote For 1

| | TOTAL | VOTE % | |
|--------------------------|-------|--------|--|
| REP DEREK BROWN | 705 | 57.32% | |
| DEM RUDY J BAUTISTA | 288 | 23.41% | |
| UUP MICHELLE QUIST | 71 | 5.77% | |
| LIB W. ANDREW MCCULLOUGH | 51 | 4.15% | |
| AUSTIN HEPWORTH | 38 | 3.09% | |

STATE AUDITOR AUDITOR

Vote For 1

| | TOTAL | VOTE % | |
|-----------------------|-------|--------|--|
| REP TINA CANNON | 776 | 63.09% | |
| DEM CATHERINE VOUTAZ | 297 | 24.15% | |
| CON JEFFREY L. OSTLER | 58 | 4.72% | |

STATE TREASURER

Vote For 1

| | TOTAL | VOTE % | |
|-------------------|-------|--------|--|
| REP MARLO M. OAKS | 787 | 63.98% | |
| DEM NEIL A HANSEN | 272 | 22.11% | |
| UFP MILES POMEROY | 73 | 5.94% | |

UTAH SENATE DISTRICT 4

Vote For 1

| | TOTAL | VOTE % | |
|--------------------------|-------|--------|--|
| REP CALVIN RAY MUSSELMAN | 826 | 67.15% | |

UTAH HOUSE DISTRICT 9

Vote For 1

| | TOTAL | VOTE % | |
|----------------------|-------|--------|--|
| REP JAKE SAWYER | 757 | 61.54% | |
| DEM ANGELA CHOBERKA | 332 | 26.99% | |
| LIB JACOB K. JOHNSON | 60 | 4.88% | |

COUNTY COMMISSION SEAT C

Vote For 1

| | TOTAL | VOTE % | |
|------------------------|-------|--------|--|
| REP JIM HARVEY | 729 | 59.27% | |
| DEM STEVEN VAN WAGONER | 342 | 27.80% | |
| LIB BRIAN K ROWLEY | 83 | 6.75% | |

COUNTY ASSESSOR

Vote For 1

| | TOTAL | VOTE % | |
|----------------------|-------|--------|--|
| REP JOHN E. ULIBARRI | 925 | 75.20% | |

WHV01

COUNTY RECORDER / SURVEYOR

Vote For 1

| | TOTAL | VOTE % | |
|-----------------------|-------|--------|--|
| REP BAHY RAHIMZADEGAN | 911 | 74.06% | |

COUNTY TREASURER

Vote For 1

| | TOTAL | VOTE % | |
|--------------------|-------|--------|--|
| REP LYNELLE JENSEN | 927 | 75.37% | |

MATTHEW B. DURRANT

Vote For 1

| | TOTAL | VOTE % | |
|-----|-------|--------|--|
| Yes | 744 | 60.49% | |
| No | 234 | 19.02% | |

RYAN D. TENNEY

Vote For 1

| | TOTAL | VOTE % | |
|-----|-------|--------|--|
| Yes | 746 | 60.65% | |
| No | 217 | 17.64% | |

JOSEPH M. BEAN

Vote For 1

| | TOTAL | VOTE % | |
|-----|-------|--------|--|
| Yes | 730 | 59.35% | |
| No | 227 | 18.46% | |

RONALD G. RUSSELL

Vote For 1

| | TOTAL | VOTE % | |
|-----|-------|--------|--|
| Yes | 756 | 61.46% | |
| No | 202 | 16.42% | |

CRISTINA PATRICIA ORTEGA

Vote For 1

| | TOTAL | VOTE % | |
|-----|-------|--------|--|
| Yes | 723 | 58.78% | |
| No | 239 | 19.43% | |

CRAIG HALL

Vote For 1

| | TOTAL | VOTE % | |
|-----|-------|--------|--|
| Yes | 734 | 59.67% | |
| No | 221 | 17.97% | |

WHV01

MICHAEL DARIO DIREDA

Vote For 1

| | TOTAL | VOTE % | |
|-----|-------|--------|---|
| Yes | 750 | 60.98% |  |
| No | 209 | 16.99% |  |

TASHA WILLIAMS

Vote For 1

| | TOTAL | VOTE % | |
|-----|-------|--------|---|
| Yes | 760 | 61.79% |  |
| No | 202 | 16.42% |  |

CONSTITUTIONAL AMENDMENT B

Vote For 1

| | TOTAL | VOTE % | |
|---------|-------|--------|---|
| For | 821 | 66.75% |  |
| Against | 300 | 24.39% |  |

CONSTITUTIONAL AMENDMENT C

Vote For 1

| | TOTAL | VOTE % | |
|---------|-------|--------|---|
| For | 945 | 76.83% |  |
| Against | 169 | 13.74% |  |

BALLOT PROPOSITION 19

Vote For 1

| | TOTAL | VOTE % | |
|-----|-------|--------|---|
| Yes | 693 | 56.34% |  |
| No | 439 | 35.69% |  |

WHV02

Statistics TOTAL

| | |
|---------------------------|--------|
| Registered Voters - Total | 323 |
| Ballots Cast - Total | 240 |
| Voter Turnout - Total | 74.30% |

U.S. PRESIDENT / VICE PRESIDENT

Vote For 1

| | TOTAL | VOTE % | |
|-----------------------|-------|--------|--|
| REP DONALD J. TRUMP | 127 | 52.92% | <div style="width: 52.92%;"><div style="width: 52.92%;"></div></div> |
| DEM KAMALA D. HARRIS | 104 | 43.33% | <div style="width: 43.33%;"><div style="width: 43.33%;"></div></div> |
| LIB CHASE OLIVER | 3 | 1.25% | <div style="width: 1.25%;"><div style="width: 1.25%;"></div></div> |
| CON JOEL SKOUSEN | 2 | 0.83% | <div style="width: 0.83%;"><div style="width: 0.83%;"></div></div> |
| GRN JILL STEIN | 1 | 0.42% | <div style="width: 0.42%;"><div style="width: 0.42%;"></div></div> |
| CORNEL RONALD WEST | 0 | 0.00% | <div style="width: 0.00%;"><div style="width: 0.00%;"></div></div> |
| LUCIFER "JUSTIN CASE" | 0 | 0.00% | <div style="width: 0.00%;"><div style="width: 0.00%;"></div></div> |
| CLAUDIA DE LA CRUZ | 0 | 0.00% | <div style="width: 0.00%;"><div style="width: 0.00%;"></div></div> |
| Write-In Totals | 2 | 0.83% | <div style="width: 0.83%;"><div style="width: 0.83%;"></div></div> |

U.S. SENATE

Vote For 1

| | TOTAL | VOTE % | |
|----------------------|-------|--------|--|
| REP JOHN CURTIS | 115 | 47.92% | <div style="width: 47.92%;"><div style="width: 47.92%;"></div></div> |
| DEM CAROLINE GLEICH | 95 | 39.58% | <div style="width: 39.58%;"><div style="width: 39.58%;"></div></div> |
| IAP CARLTON E. BOWEN | 13 | 5.42% | <div style="width: 5.42%;"><div style="width: 5.42%;"></div></div> |
| Write-In Totals | 1 | 0.42% | <div style="width: 0.42%;"><div style="width: 0.42%;"></div></div> |

U.S. HOUSE DISTRICT 1

Vote For 1

| | TOTAL | VOTE % | |
|----------------------|-------|--------|--|
| REP BLAKE D. MOORE | 118 | 49.17% | <div style="width: 49.17%;"><div style="width: 49.17%;"></div></div> |
| DEM BILL CAMPBELL | 94 | 39.17% | <div style="width: 39.17%;"><div style="width: 39.17%;"></div></div> |
| LIB DANIEL R. COTTAM | 7 | 2.92% | <div style="width: 2.92%;"><div style="width: 2.92%;"></div></div> |

GOVERNOR / LT. GOVERNOR

Vote For 1

| | TOTAL | VOTE % | |
|----------------------|-------|--------|--|
| REP SPENCER J. COX | 107 | 44.58% | <div style="width: 44.58%;"><div style="width: 44.58%;"></div></div> |
| DEM BRIAN SMITH KING | 86 | 35.83% | <div style="width: 35.83%;"><div style="width: 35.83%;"></div></div> |
| LIB J. ROBERT LATHAM | 10 | 4.17% | <div style="width: 4.17%;"><div style="width: 4.17%;"></div></div> |
| IAP TOMMY WILLIAMS | 9 | 3.75% | <div style="width: 3.75%;"><div style="width: 3.75%;"></div></div> |
| TOM TOMENY | 1 | 0.42% | <div style="width: 0.42%;"><div style="width: 0.42%;"></div></div> |
| Write-In Totals | 17 | 7.08% | <div style="width: 7.08%;"><div style="width: 7.08%;"></div></div> |

WHV02

ATTORNEY GENERAL

Vote For 1

| | TOTAL | VOTE % |
|--------------------------|-------|--------|
| REP DEREK BROWN | 105 | 43.75% |
| DEM RUDY J BAUTISTA | 87 | 36.25% |
| LIB W. ANDREW MCCULLOUGH | 12 | 5.00% |
| UUP MICHELLE QUIST | 7 | 2.92% |
| AUSTIN HEPWORTH | 6 | 2.50% |

STATE AUDITOR AUDITOR

Vote For 1

| | TOTAL | VOTE % |
|-----------------------|-------|--------|
| REP TINA CANNON | 110 | 45.83% |
| DEM CATHERINE VOUTAZ | 89 | 37.08% |
| CON JEFFREY L. OSTLER | 9 | 3.75% |

STATE TREASURER

Vote For 1

| | TOTAL | VOTE % |
|-------------------|-------|--------|
| REP MARLO M. OAKS | 109 | 45.42% |
| DEM NEIL A HANSEN | 81 | 33.75% |
| UFP MILES POMEROY | 17 | 7.08% |

UTAH SENATE DISTRICT 3

Vote For 1

| | TOTAL | VOTE % |
|---------------------|-------|--------|
| REP JOHN D. JOHNSON | 113 | 47.08% |
| DEM STACY BERNAL | 101 | 42.08% |

UTAH HOUSE DISTRICT 9

Vote For 1

| | TOTAL | VOTE % |
|----------------------|-------|--------|
| REP JAKE SAWYER | 108 | 45.00% |
| DEM ANGELA CHOBERKA | 90 | 37.50% |
| LIB JACOB K. JOHNSON | 7 | 2.92% |

COUNTY COMMISSION SEAT C

Vote For 1

| | TOTAL | VOTE % |
|------------------------|-------|--------|
| REP JIM HARVEY | 108 | 45.00% |
| DEM STEVEN VAN WAGONER | 92 | 38.33% |
| LIB BRIAN K ROWLEY | 15 | 6.25% |

COUNTY ASSESSOR

Vote For 1

| | TOTAL | VOTE % |
|----------------------|-------|--------|
| REP JOHN E. ULIBARRI | 150 | 62.50% |

WHV02

COUNTY RECORDER / SURVEYOR

Vote For 1

| | TOTAL | VOTE % | |
|-----------------------|-------|--------|--|
| REP BAHY RAHIMZADEGAN | 150 | 62.50% | |

COUNTY TREASURER

Vote For 1

| | TOTAL | VOTE % | |
|--------------------|-------|--------|--|
| REP LYNELLE JENSEN | 156 | 65.00% | |

MATTHEW B. DURRANT

Vote For 1

| | TOTAL | VOTE % | |
|-----|-------|--------|--|
| Yes | 131 | 54.58% | |
| No | 51 | 21.25% | |

RYAN D. TENNEY

Vote For 1

| | TOTAL | VOTE % | |
|-----|-------|--------|--|
| Yes | 127 | 52.92% | |
| No | 51 | 21.25% | |

JOSEPH M. BEAN

Vote For 1

| | TOTAL | VOTE % | |
|-----|-------|--------|--|
| Yes | 129 | 53.75% | |
| No | 46 | 19.17% | |

RONALD G. RUSSELL

Vote For 1

| | TOTAL | VOTE % | |
|-----|-------|--------|--|
| Yes | 130 | 54.17% | |
| No | 48 | 20.00% | |

CRISTINA PATRICIA ORTEGA

Vote For 1

| | TOTAL | VOTE % | |
|-----|-------|--------|--|
| Yes | 141 | 58.75% | |
| No | 39 | 16.25% | |

CRAIG HALL

Vote For 1

| | TOTAL | VOTE % | |
|-----|-------|--------|--|
| Yes | 124 | 51.67% | |
| No | 55 | 22.92% | |

WHV02

MICHAEL DARIO DIREDA

Vote For 1

| | TOTAL | VOTE % | |
|-----|-------|--------|---|
| Yes | 135 | 56.25% |  |
| No | 45 | 18.75% |  |

TASHA WILLIAMS

Vote For 1

| | TOTAL | VOTE % | |
|-----|-------|--------|---|
| Yes | 148 | 61.67% |  |
| No | 32 | 13.33% |  |

CONSTITUTIONAL AMENDMENT B

Vote For 1

| | TOTAL | VOTE % | |
|---------|-------|--------|---|
| For | 140 | 58.33% |  |
| Against | 63 | 26.25% |  |

CONSTITUTIONAL AMENDMENT C

Vote For 1

| | TOTAL | VOTE % | |
|---------|-------|--------|---|
| For | 179 | 74.58% |  |
| Against | 26 | 10.83% |  |

BALLOT PROPOSITION 19

Vote For 1

| | TOTAL | VOTE % | |
|-----|-------|--------|---|
| Yes | 133 | 55.42% |  |
| No | 76 | 31.67% |  |

WHV03

Statistics TOTAL

| | |
|---------------------------|--------|
| Registered Voters - Total | 378 |
| Ballots Cast - Total | 325 |
| Voter Turnout - Total | 85.98% |

U.S. PRESIDENT / VICE PRESIDENT

Vote For 1

| | TOTAL | VOTE % | |
|-----------------------|-------|--------|---|
| REP DONALD J. TRUMP | 259 | 79.69% | <div style="width: 79.69%; height: 10px; background-color: #f0e68c;"></div> |
| DEM KAMALA D. HARRIS | 50 | 15.38% | <div style="width: 15.38%; height: 10px; background-color: #d9d9d9;"></div> |
| LIB CHASE OLIVER | 3 | 0.92% | <div style="width: 0.92%; height: 10px; background-color: #d9d9d9;"></div> |
| GRN JILL STEIN | 2 | 0.62% | <div style="width: 0.62%; height: 10px; background-color: #d9d9d9;"></div> |
| LUCIFER "JUSTIN CASE" | 1 | 0.31% | <div style="width: 0.31%; height: 10px; background-color: #d9d9d9;"></div> |
| CON JOEL SKOUSEN | 1 | 0.31% | <div style="width: 0.31%; height: 10px; background-color: #d9d9d9;"></div> |
| CORNEL RONALD WEST | 0 | 0.00% | <div style="width: 0%; height: 10px; background-color: #d9d9d9;"></div> |
| CLAUDIA DE LA CRUZ | 0 | 0.00% | <div style="width: 0%; height: 10px; background-color: #d9d9d9;"></div> |
| Write-In Totals | 7 | 2.15% | <div style="width: 2.15%; height: 10px; background-color: #d9d9d9;"></div> |

U.S. SENATE

Vote For 1

| | TOTAL | VOTE % | |
|----------------------|-------|--------|---|
| REP JOHN CURTIS | 240 | 73.85% | <div style="width: 73.85%; height: 10px; background-color: #f0e68c;"></div> |
| DEM CAROLINE GLEICH | 41 | 12.62% | <div style="width: 12.62%; height: 10px; background-color: #d9d9d9;"></div> |
| IAP CARLTON E. BOWEN | 26 | 8.00% | <div style="width: 8.00%; height: 10px; background-color: #d9d9d9;"></div> |
| Write-In Totals | 0 | 0.00% | <div style="width: 0%; height: 10px; background-color: #d9d9d9;"></div> |

U.S. HOUSE DISTRICT 1

Vote For 1

| | TOTAL | VOTE % | |
|----------------------|-------|--------|---|
| REP BLAKE D. MOORE | 246 | 75.69% | <div style="width: 75.69%; height: 10px; background-color: #f0e68c;"></div> |
| DEM BILL CAMPBELL | 43 | 13.23% | <div style="width: 13.23%; height: 10px; background-color: #d9d9d9;"></div> |
| LIB DANIEL R. COTTAM | 14 | 4.31% | <div style="width: 4.31%; height: 10px; background-color: #d9d9d9;"></div> |

GOVERNOR / LT. GOVERNOR

Vote For 1

| | TOTAL | VOTE % | |
|----------------------|-------|--------|---|
| REP SPENCER J. COX | 181 | 55.69% | <div style="width: 55.69%; height: 10px; background-color: #f0e68c;"></div> |
| DEM BRIAN SMITH KING | 33 | 10.15% | <div style="width: 10.15%; height: 10px; background-color: #d9d9d9;"></div> |
| LIB J. ROBERT LATHAM | 8 | 2.46% | <div style="width: 2.46%; height: 10px; background-color: #d9d9d9;"></div> |
| IAP TOMMY WILLIAMS | 6 | 1.85% | <div style="width: 1.85%; height: 10px; background-color: #d9d9d9;"></div> |
| TOM TOMENY | 3 | 0.92% | <div style="width: 0.92%; height: 10px; background-color: #d9d9d9;"></div> |
| Write-In Totals | 77 | 23.69% | <div style="width: 23.69%; height: 10px; background-color: #d9d9d9;"></div> |

WHV03

ATTORNEY GENERAL

Vote For 1

| | TOTAL | VOTE % | |
|--------------------------|-------|--------|--|
| REP DEREK BROWN | 235 | 72.31% | |
| DEM RUDY J BAUTISTA | 39 | 12.00% | |
| AUSTIN HEPWORTH | 16 | 4.92% | |
| LIB W. ANDREW MCCULLOUGH | 10 | 3.08% | |
| UUP MICHELLE QUIST | 8 | 2.46% | |

STATE AUDITOR AUDITOR

Vote For 1

| | TOTAL | VOTE % | |
|-----------------------|-------|--------|--|
| REP TINA CANNON | 250 | 76.92% | |
| DEM CATHERINE VOUTAZ | 36 | 11.08% | |
| CON JEFFREY L. OSTLER | 14 | 4.31% | |

STATE TREASURER

Vote For 1

| | TOTAL | VOTE % | |
|-------------------|-------|--------|--|
| REP MARLO M. OAKS | 248 | 76.31% | |
| DEM NEIL A HANSEN | 41 | 12.62% | |
| UFP MILES POMEROY | 12 | 3.69% | |

UTAH SENATE DISTRICT 4

Vote For 1

| | TOTAL | VOTE % | |
|--------------------------|-------|--------|--|
| REP CALVIN RAY MUSSELMAN | 212 | 65.23% | |

UTAH HOUSE DISTRICT 12

Vote For 1

| | TOTAL | VOTE % | |
|-------------------|-------|--------|--|
| REP MIKE SCHULTZ | 255 | 78.46% | |
| DEM SHARON HILTON | 45 | 13.85% | |

COUNTY COMMISSION SEAT C

Vote For 1

| | TOTAL | VOTE % | |
|------------------------|-------|--------|--|
| REP JIM HARVEY | 234 | 72.00% | |
| DEM STEVEN VAN WAGONER | 54 | 16.62% | |
| LIB BRIAN K ROWLEY | 20 | 6.15% | |

COUNTY ASSESSOR

Vote For 1

| | TOTAL | VOTE % | |
|----------------------|-------|--------|--|
| REP JOHN E. ULIBARRI | 254 | 78.15% | |

WHV03

COUNTY RECORDER / SURVEYOR

Vote For 1

| | TOTAL | VOTE % | |
|-----------------------|-------|--------|---|
| REP BAHY RAHIMZADEGAN | 244 | 75.08% |  |

COUNTY TREASURER

Vote For 1

| | TOTAL | VOTE % | |
|--------------------|-------|--------|---|
| REP LYNELLE JENSEN | 250 | 76.92% |  |

MATTHEW B. DURRANT

Vote For 1

| | TOTAL | VOTE % | |
|-----|-------|--------|---|
| Yes | 195 | 60.00% |  |
| No | 62 | 19.08% |  |

RYAN D. TENNEY

Vote For 1

| | TOTAL | VOTE % | |
|-----|-------|--------|--|
| Yes | 184 | 56.62% |  |
| No | 68 | 20.92% |  |

JOSEPH M. BEAN

Vote For 1

| | TOTAL | VOTE % | |
|-----|-------|--------|---|
| Yes | 189 | 58.15% |  |
| No | 63 | 19.38% |  |

RONALD G. RUSSELL

Vote For 1

| | TOTAL | VOTE % | |
|-----|-------|--------|---|
| Yes | 185 | 56.92% |  |
| No | 66 | 20.31% |  |


CRISTINA PATRICIA ORTEGA

Vote For 1

| | TOTAL | VOTE % | |
|-----|-------|--------|---|
| Yes | 181 | 55.69% |  |
| No | 72 | 22.15% |  |

CRAIG HALL

Vote For 1

| | TOTAL | VOTE % | |
|-----|-------|--------|---|
| Yes | 187 | 57.54% |  |
| No | 64 | 19.69% |  |

WHV03


MICHAEL DARIO DIREDA

Vote For 1

| | TOTAL | VOTE % | |
|-----|-------|--------|---|
| Yes | 194 | 59.69% |  |
| No | 62 | 19.08% |  |

TASHA WILLIAMS

Vote For 1

| | TOTAL | VOTE % | |
|-----|-------|--------|---|
| Yes | 193 | 59.38% |  |
| No | 61 | 18.77% |  |

CONSTITUTIONAL AMENDMENT B

Vote For 1

| | TOTAL | VOTE % | |
|---------|-------|--------|---|
| For | 190 | 58.46% |  |
| Against | 106 | 32.62% |  |

CONSTITUTIONAL AMENDMENT C

Vote For 1

| | TOTAL | VOTE % | |
|---------|-------|--------|---|
| For | 272 | 83.69% |  |
| Against | 27 | 8.31% |  |

BALLOT PROPOSITION 19

Vote For 1

| | TOTAL | VOTE % | |
|-----|-------|--------|---|
| Yes | 173 | 53.23% |  |
| No | 135 | 41.54% |  |

WHV04

Statistics TOTAL

| | |
|---------------------------|--------|
| Registered Voters - Total | 215 |
| Ballots Cast - Total | 194 |
| Voter Turnout - Total | 90.23% |

U.S. PRESIDENT / VICE PRESIDENT

Vote For 1

| | TOTAL | VOTE % | |
|-----------------------|-------|--------|--|
| REP DONALD J. TRUMP | 158 | 81.44% | |
| DEM KAMALA D. HARRIS | 27 | 13.92% | |
| CON JOEL SKOUSEN | 3 | 1.55% | |
| LIB CHASE OLIVER | 2 | 1.03% | |
| LUCIFER "JUSTIN CASE" | 1 | 0.52% | |
| CLAUDIA DE LA CRUZ | 1 | 0.52% | |
| CORNEL RONALD WEST | 0 | 0.00% | |
| GRN JILL STEIN | 0 | 0.00% | |
| Write-In Totals | 1 | 0.52% | |

U.S. SENATE

Vote For 1

| | TOTAL | VOTE % | |
|----------------------|-------|--------|--|
| REP JOHN CURTIS | 155 | 79.90% | |
| DEM CAROLINE GLEICH | 23 | 11.86% | |
| IAP CARLTON E. BOWEN | 6 | 3.09% | |
| Write-In Totals | 0 | 0.00% | |

U.S. HOUSE DISTRICT 1

Vote For 1

| | TOTAL | VOTE % | |
|----------------------|-------|--------|--|
| REP BLAKE D. MOORE | 156 | 80.41% | |
| DEM BILL CAMPBELL | 26 | 13.40% | |
| LIB DANIEL R. COTTAM | 3 | 1.55% | |

GOVERNOR / LT. GOVERNOR

Vote For 1

| | TOTAL | VOTE % | |
|----------------------|-------|--------|--|
| REP SPENCER J. COX | 132 | 68.04% | |
| DEM BRIAN SMITH KING | 16 | 8.25% | |
| LIB J. ROBERT LATHAM | 5 | 2.58% | |
| IAP TOMMY WILLIAMS | 2 | 1.03% | |
| TOM TOMENY | 2 | 1.03% | |
| Write-In Totals | 26 | 13.40% | |

WHV04

ATTORNEY GENERAL

Vote For 1

| | TOTAL | VOTE % | |
|--------------------------|-------|--------|--|
| REP DEREK BROWN | 139 | 71.65% | |
| DEM RUDY J BAUTISTA | 20 | 10.31% | |
| UUP MICHELLE QUIST | 7 | 3.61% | |
| LIB W. ANDREW MCCULLOUGH | 6 | 3.09% | |
| AUSTIN HEPWORTH | 6 | 3.09% | |

STATE AUDITOR AUDITOR

Vote For 1

| | TOTAL | VOTE % | |
|-----------------------|-------|--------|--|
| REP TINA CANNON | 149 | 76.80% | |
| DEM CATHERINE VOUTAZ | 18 | 9.28% | |
| CON JEFFREY L. OSTLER | 5 | 2.58% | |

STATE TREASURER

Vote For 1

| | TOTAL | VOTE % | |
|-------------------|-------|--------|--|
| REP MARLO M. OAKS | 146 | 75.26% | |
| DEM NEIL A HANSEN | 23 | 11.86% | |
| UFP MILES POMEROY | 6 | 3.09% | |

UTAH SENATE DISTRICT 4

Vote For 1

| | TOTAL | VOTE % | |
|--------------------------|-------|--------|--|
| REP CALVIN RAY MUSSELMAN | 137 | 70.62% | |

UTAH HOUSE DISTRICT 12

Vote For 1

| | TOTAL | VOTE % | |
|-------------------|-------|--------|--|
| REP MIKE SCHULTZ | 158 | 81.44% | |
| DEM SHARON HILTON | 23 | 11.86% | |

COUNTY COMMISSION SEAT C

Vote For 1

| | TOTAL | VOTE % | |
|------------------------|-------|--------|--|
| REP JIM HARVEY | 138 | 71.13% | |
| DEM STEVEN VAN WAGONER | 30 | 15.46% | |
| LIB BRIAN K ROWLEY | 12 | 6.19% | |

COUNTY ASSESSOR

Vote For 1

| | TOTAL | VOTE % | |
|----------------------|-------|--------|--|
| REP JOHN E. ULIBARRI | 154 | 79.38% | |

WHV04

COUNTY RECORDER / SURVEYOR

Vote For 1

| | TOTAL | VOTE % | |
|-----------------------|-------|--------|--|
| REP BAHY RAHIMZADEGAN | 154 | 79.38% | |

COUNTY TREASURER

Vote For 1

| | TOTAL | VOTE % | |
|--------------------|-------|--------|--|
| REP LYNELLE JENSEN | 156 | 80.41% | |

MATTHEW B. DURRANT

Vote For 1

| | TOTAL | VOTE % | |
|-----|-------|--------|--|
| Yes | 122 | 62.89% | |
| No | 37 | 19.07% | |

RYAN D. TENNEY

Vote For 1

| | TOTAL | VOTE % | |
|-----|-------|--------|--|
| Yes | 119 | 61.34% | |
| No | 40 | 20.62% | |

JOSEPH M. BEAN

Vote For 1

| | TOTAL | VOTE % | |
|-----|-------|--------|--|
| Yes | 111 | 57.22% | |
| No | 46 | 23.71% | |

RONALD G. RUSSELL

Vote For 1

| | TOTAL | VOTE % | |
|-----|-------|--------|--|
| Yes | 118 | 60.82% | |
| No | 41 | 21.13% | |

CRISTINA PATRICIA ORTEGA

Vote For 1

| | TOTAL | VOTE % | |
|-----|-------|--------|--|
| Yes | 114 | 58.76% | |
| No | 45 | 23.20% | |

CRAIG HALL

Vote For 1

| | TOTAL | VOTE % | |
|-----|-------|--------|--|
| Yes | 118 | 60.82% | |
| No | 38 | 19.59% | |

WHV04

MICHAEL DARIO DIREDA

Vote For 1

| | TOTAL | VOTE % | |
|-----|-------|--------|---|
| Yes | 119 | 61.34% |  |
| No | 40 | 20.62% |  |

TASHA WILLIAMS

Vote For 1

| | TOTAL | VOTE % | |
|-----|-------|--------|---|
| Yes | 120 | 61.86% |  |
| No | 39 | 20.10% |  |

CONSTITUTIONAL AMENDMENT B

Vote For 1

| | TOTAL | VOTE % | |
|---------|-------|--------|---|
| For | 117 | 60.31% |  |
| Against | 59 | 30.41% |  |

CONSTITUTIONAL AMENDMENT C

Vote For 1

| | TOTAL | VOTE % | |
|---------|-------|--------|---|
| For | 154 | 79.38% |  |
| Against | 23 | 11.86% |  |

BALLOT PROPOSITION 19

Vote For 1

| | TOTAL | VOTE % | |
|-----|-------|--------|---|
| Yes | 106 | 54.64% |  |
| No | 75 | 38.66% |  |

WHV05

Statistics TOTAL

| | |
|---------------------------|--------|
| Registered Voters - Total | 742 |
| Ballots Cast - Total | 629 |
| Voter Turnout - Total | 84.77% |

U.S. PRESIDENT / VICE PRESIDENT

Vote For 1

| | TOTAL | VOTE % | |
|-----------------------|-------|--------|--|
| REP DONALD J. TRUMP | 442 | 70.27% | |
| DEM KAMALA D. HARRIS | 155 | 24.64% | |
| LIB CHASE OLIVER | 9 | 1.43% | |
| CON JOEL SKOUSEN | 5 | 0.79% | |
| LUCIFER "JUSTIN CASE" | 1 | 0.16% | |
| GRN JILL STEIN | 1 | 0.16% | |
| CLAUDIA DE LA CRUZ | 1 | 0.16% | |
| CORNEL RONALD WEST | 0 | 0.00% | |
| Write-In Totals | 10 | 1.59% | |

U.S. SENATE

Vote For 1

| | TOTAL | VOTE % | |
|----------------------|-------|--------|--|
| REP JOHN CURTIS | 431 | 68.52% | |
| DEM CAROLINE GLEICH | 124 | 19.71% | |
| IAP CARLTON E. BOWEN | 36 | 5.72% | |
| Write-In Totals | 2 | 0.32% | |

U.S. HOUSE DISTRICT 1

Vote For 1

| | TOTAL | VOTE % | |
|----------------------|-------|--------|--|
| REP BLAKE D. MOORE | 431 | 68.52% | |
| DEM BILL CAMPBELL | 121 | 19.24% | |
| LIB DANIEL R. COTTAM | 31 | 4.93% | |

GOVERNOR / LT. GOVERNOR

Vote For 1

| | TOTAL | VOTE % | |
|----------------------|-------|--------|--|
| REP SPENCER J. COX | 343 | 54.53% | |
| DEM BRIAN SMITH KING | 111 | 17.65% | |
| LIB J. ROBERT LATHAM | 20 | 3.18% | |
| IAP TOMMY WILLIAMS | 14 | 2.23% | |
| TOM TOMENY | 2 | 0.32% | |
| Write-In Totals | 112 | 17.81% | |

WHV05

ATTORNEY GENERAL

Vote For 1

| | TOTAL | VOTE % | |
|--------------------------|-------|--------|--|
| REP DEREK BROWN | 396 | 62.96% | |
| DEM RUDY J BAUTISTA | 109 | 17.33% | |
| AUSTIN HEPWORTH | 32 | 5.09% | |
| LIB W. ANDREW MCCULLOUGH | 19 | 3.02% | |
| UUP MICHELLE QUIST | 18 | 2.86% | |

STATE AUDITOR AUDITOR

Vote For 1

| | TOTAL | VOTE % | |
|-----------------------|-------|--------|--|
| REP TINA CANNON | 408 | 64.86% | |
| DEM CATHERINE VOUTAZ | 119 | 18.92% | |
| CON JEFFREY L. OSTLER | 35 | 5.56% | |

STATE TREASURER

Vote For 1

| | TOTAL | VOTE % | |
|-------------------|-------|--------|--|
| REP MARLO M. OAKS | 415 | 65.98% | |
| DEM NEIL A HANSEN | 121 | 19.24% | |
| UFP MILES POMEROY | 30 | 4.77% | |

UTAH SENATE DISTRICT 4

Vote For 1

| | TOTAL | VOTE % | |
|--------------------------|-------|--------|--|
| REP CALVIN RAY MUSSELMAN | 408 | 64.86% | |

UTAH HOUSE DISTRICT 9

Vote For 1

| | TOTAL | VOTE % | |
|----------------------|-------|--------|--|
| REP JAKE SAWYER | 413 | 65.66% | |
| DEM ANGELA CHOBERKA | 139 | 22.10% | |
| LIB JACOB K. JOHNSON | 29 | 4.61% | |

COUNTY COMMISSION SEAT C

Vote For 1

| | TOTAL | VOTE % | |
|------------------------|-------|--------|--|
| REP JIM HARVEY | 402 | 63.91% | |
| DEM STEVEN VAN WAGONER | 148 | 23.53% | |
| LIB BRIAN K ROWLEY | 29 | 4.61% | |

COUNTY ASSESSOR

Vote For 1

| | TOTAL | VOTE % | |
|----------------------|-------|--------|--|
| REP JOHN E. ULIBARRI | 460 | 73.13% | |

WHV05

COUNTY RECORDER / SURVEYOR

Vote For 1

| | TOTAL | VOTE % | |
|-----------------------|-------|--------|--|
| REP BAHY RAHIMZADEGAN | 437 | 69.48% | |

COUNTY TREASURER

Vote For 1

| | TOTAL | VOTE % | |
|--------------------|-------|--------|--|
| REP LYNELLE JENSEN | 447 | 71.07% | |

MATTHEW B. DURRANT

Vote For 1

| | TOTAL | VOTE % | |
|-----|-------|--------|--|
| Yes | 336 | 53.42% | |
| No | 116 | 18.44% | |

RYAN D. TENNEY

Vote For 1

| | TOTAL | VOTE % | |
|-----|-------|--------|--|
| Yes | 327 | 51.99% | |
| No | 122 | 19.40% | |

JOSEPH M. BEAN

Vote For 1

| | TOTAL | VOTE % | |
|-----|-------|--------|--|
| Yes | 325 | 51.67% | |
| No | 127 | 20.19% | |

RONALD G. RUSSELL

Vote For 1

| | TOTAL | VOTE % | |
|-----|-------|--------|--|
| Yes | 340 | 54.05% | |
| No | 112 | 17.81% | |

CRISTINA PATRICIA ORTEGA

Vote For 1

| | TOTAL | VOTE % | |
|-----|-------|--------|--|
| Yes | 333 | 52.94% | |
| No | 124 | 19.71% | |

CRAIG HALL

Vote For 1

| | TOTAL | VOTE % | |
|-----|-------|--------|--|
| Yes | 334 | 53.10% | |
| No | 118 | 18.76% | |

WHV05

MICHAEL DARIO DIREDA

Vote For 1

| | TOTAL | VOTE % | |
|-----|-------|--------|---|
| Yes | 334 | 53.10% |  |
| No | 118 | 18.76% |  |

TASHA WILLIAMS

Vote For 1

| | TOTAL | VOTE % | |
|-----|-------|--------|---|
| Yes | 337 | 53.58% |  |
| No | 115 | 18.28% |  |

CONSTITUTIONAL AMENDMENT B

Vote For 1

| | TOTAL | VOTE % | |
|---------|-------|--------|---|
| For | 379 | 60.25% |  |
| Against | 192 | 30.52% |  |

CONSTITUTIONAL AMENDMENT C

Vote For 1

| | TOTAL | VOTE % | |
|---------|-------|--------|---|
| For | 483 | 76.79% |  |
| Against | 87 | 13.83% |  |

BALLOT PROPOSITION 19

Vote For 1

| | TOTAL | VOTE % | |
|-----|-------|--------|---|
| Yes | 345 | 54.85% |  |
| No | 243 | 38.63% |  |

WHV06

Statistics TOTAL

| | |
|---------------------------|--------|
| Registered Voters - Total | 1,241 |
| Ballots Cast - Total | 1,040 |
| Voter Turnout - Total | 83.80% |

U.S. PRESIDENT / VICE PRESIDENT

Vote For 1

| | TOTAL | VOTE % | |
|-----------------------|-------|--------|---|
| REP DONALD J. TRUMP | 676 | 65.00% | <div style="width: 65%; background-color: #f1c40f;"></div> |
| DEM KAMALA D. HARRIS | 321 | 30.87% | <div style="width: 30.87%; background-color: #34495e;"></div> |
| LIB CHASE OLIVER | 11 | 1.06% | <div style="width: 1.06%; background-color: #95a5a6;"></div> |
| CON JOEL SKOUSEN | 5 | 0.48% | <div style="width: 0.48%; background-color: #34495e;"></div> |
| GRN JILL STEIN | 5 | 0.48% | <div style="width: 0.48%; background-color: #27ae60;"></div> |
| LUCIFER "JUSTIN CASE" | 1 | 0.10% | <div style="width: 0.10%; background-color: #95a5a6;"></div> |
| CORNEL RONALD WEST | 0 | 0.00% | |
| CLAUDIA DE LA CRUZ | 0 | 0.00% | |
| Write-In Totals | 12 | 1.15% | <div style="width: 1.15%; background-color: #95a5a6;"></div> |

U.S. SENATE

Vote For 1

| | TOTAL | VOTE % | |
|----------------------|-------|--------|---|
| REP JOHN CURTIS | 652 | 62.69% | <div style="width: 62.69%; background-color: #f1c40f;"></div> |
| DEM CAROLINE GLEICH | 273 | 26.25% | <div style="width: 26.25%; background-color: #34495e;"></div> |
| IAP CARLTON E. BOWEN | 58 | 5.58% | <div style="width: 5.58%; background-color: #95a5a6;"></div> |
| Write-In Totals | 6 | 0.58% | <div style="width: 0.58%; background-color: #95a5a6;"></div> |

U.S. HOUSE DISTRICT 1

Vote For 1

| | TOTAL | VOTE % | |
|----------------------|-------|--------|---|
| REP BLAKE D. MOORE | 670 | 64.42% | <div style="width: 64.42%; background-color: #f1c40f;"></div> |
| DEM BILL CAMPBELL | 260 | 25.00% | <div style="width: 25%; background-color: #34495e;"></div> |
| LIB DANIEL R. COTTAM | 42 | 4.04% | <div style="width: 4.04%; background-color: #95a5a6;"></div> |

GOVERNOR / LT. GOVERNOR

Vote For 1

| | TOTAL | VOTE % | |
|----------------------|-------|--------|---|
| REP SPENCER J. COX | 562 | 54.04% | <div style="width: 54.04%; background-color: #f1c40f;"></div> |
| DEM BRIAN SMITH KING | 231 | 22.21% | <div style="width: 22.21%; background-color: #34495e;"></div> |
| LIB J. ROBERT LATHAM | 30 | 2.88% | <div style="width: 2.88%; background-color: #95a5a6;"></div> |
| IAP TOMMY WILLIAMS | 17 | 1.63% | <div style="width: 1.63%; background-color: #95a5a6;"></div> |
| TOM TOMENY | 3 | 0.29% | <div style="width: 0.29%; background-color: #34495e;"></div> |
| Write-In Totals | 158 | 15.19% | <div style="width: 15.19%; background-color: #95a5a6;"></div> |

WHV06

ATTORNEY GENERAL

Vote For 1

| | TOTAL | VOTE % | |
|--------------------------|-------|--------|--|
| REP DEREK BROWN | 623 | 59.90% | |
| DEM RUDY J BAUTISTA | 243 | 23.37% | |
| UUP MICHELLE QUIST | 53 | 5.10% | |
| LIB W. ANDREW MCCULLOUGH | 35 | 3.37% | |
| AUSTIN HEPWORTH | 20 | 1.92% | |

STATE AUDITOR AUDITOR

Vote For 1

| | TOTAL | VOTE % | |
|-----------------------|-------|--------|--|
| REP TINA CANNON | 641 | 61.63% | |
| DEM CATHERINE VOUTAZ | 252 | 24.23% | |
| CON JEFFREY L. OSTLER | 57 | 5.48% | |

STATE TREASURER

Vote For 1

| | TOTAL | VOTE % | |
|-------------------|-------|--------|--|
| REP MARLO M. OAKS | 654 | 62.88% | |
| DEM NEIL A HANSEN | 259 | 24.90% | |
| UFP MILES POMEROY | 45 | 4.33% | |

UTAH SENATE DISTRICT 4

Vote For 1

| | TOTAL | VOTE % | |
|--------------------------|-------|--------|--|
| REP CALVIN RAY MUSSELMAN | 665 | 63.94% | |

UTAH HOUSE DISTRICT 9

Vote For 1

| | TOTAL | VOTE % | |
|----------------------|-------|--------|--|
| REP JAKE SAWYER | 641 | 61.63% | |
| DEM ANGELA CHOBERKA | 296 | 28.46% | |
| LIB JACOB K. JOHNSON | 34 | 3.27% | |

COUNTY COMMISSION SEAT C

Vote For 1

| | TOTAL | VOTE % | |
|------------------------|-------|--------|--|
| REP JIM HARVEY | 608 | 58.46% | |
| DEM STEVEN VAN WAGONER | 307 | 29.52% | |
| LIB BRIAN K ROWLEY | 50 | 4.81% | |

COUNTY ASSESSOR

Vote For 1

| | TOTAL | VOTE % | |
|----------------------|-------|--------|--|
| REP JOHN E. ULIBARRI | 783 | 75.29% | |

WHV06

COUNTY RECORDER / SURVEYOR

Vote For 1

| | TOTAL | VOTE % | |
|-----------------------|-------|--------|--|
| REP BAHY RAHIMZADEGAN | 744 | 71.54% | |

COUNTY TREASURER

Vote For 1

| | TOTAL | VOTE % | |
|--------------------|-------|--------|--|
| REP LYNELLE JENSEN | 770 | 74.04% | |

MATTHEW B. DURRANT

Vote For 1

| | TOTAL | VOTE % | |
|-----|-------|--------|--|
| Yes | 637 | 61.25% | |
| No | 203 | 19.52% | |

RYAN D. TENNEY

Vote For 1

| | TOTAL | VOTE % | |
|-----|-------|--------|--|
| Yes | 640 | 61.54% | |
| No | 192 | 18.46% | |

JOSEPH M. BEAN

Vote For 1

| | TOTAL | VOTE % | |
|-----|-------|--------|--|
| Yes | 626 | 60.19% | |
| No | 207 | 19.90% | |

RONALD G. RUSSELL

Vote For 1

| | TOTAL | VOTE % | |
|-----|-------|--------|--|
| Yes | 653 | 62.79% | |
| No | 181 | 17.40% | |

CRISTINA PATRICIA ORTEGA

Vote For 1

| | TOTAL | VOTE % | |
|-----|-------|--------|--|
| Yes | 622 | 59.81% | |
| No | 217 | 20.87% | |

CRAIG HALL

Vote For 1

| | TOTAL | VOTE % | |
|-----|-------|--------|--|
| Yes | 622 | 59.81% | |
| No | 209 | 20.10% | |

WHV06

MICHAEL DARIO DIREDA

Vote For 1

| | TOTAL | VOTE % | |
|-----|-------|--------|---|
| Yes | 657 | 63.17% |  |
| No | 180 | 17.31% |  |

TASHA WILLIAMS

Vote For 1

| | TOTAL | VOTE % | |
|-----|-------|--------|---|
| Yes | 644 | 61.92% |  |
| No | 191 | 18.37% |  |

CONSTITUTIONAL AMENDMENT B

Vote For 1

| | TOTAL | VOTE % | |
|---------|-------|--------|---|
| For | 657 | 63.17% |  |
| Against | 300 | 28.85% |  |

CONSTITUTIONAL AMENDMENT C

Vote For 1

| | TOTAL | VOTE % | |
|---------|-------|--------|---|
| For | 796 | 76.54% |  |
| Against | 163 | 15.67% |  |

BALLOT PROPOSITION 19

Vote For 1

| | TOTAL | VOTE % | |
|-----|-------|--------|---|
| Yes | 599 | 57.60% |  |
| No | 363 | 34.90% |  |

WHV07

Statistics TOTAL

| | |
|---------------------------|--------|
| Registered Voters - Total | 583 |
| Ballots Cast - Total | 498 |
| Voter Turnout - Total | 85.42% |

U.S. PRESIDENT / VICE PRESIDENT

Vote For 1

| | TOTAL | VOTE % | |
|-----------------------|-------|--------|---|
| REP DONALD J. TRUMP | 355 | 71.29% | <div style="width: 71.29%; height: 10px; background-color: #f0e68c;"></div> |
| DEM KAMALA D. HARRIS | 121 | 24.30% | <div style="width: 24.30%; height: 10px; background-color: #f0e68c;"></div> |
| LIB CHASE OLIVER | 4 | 0.80% | <div style="width: 0.80%; height: 10px; background-color: #f0e68c;"></div> |
| CON JOEL SKOUSEN | 3 | 0.60% | <div style="width: 0.60%; height: 10px; background-color: #f0e68c;"></div> |
| GRN JILL STEIN | 3 | 0.60% | <div style="width: 0.60%; height: 10px; background-color: #f0e68c;"></div> |
| CORNEL RONALD WEST | 1 | 0.20% | <div style="width: 0.20%; height: 10px; background-color: #f0e68c;"></div> |
| CLAUDIA DE LA CRUZ | 1 | 0.20% | <div style="width: 0.20%; height: 10px; background-color: #f0e68c;"></div> |
| LUCIFER "JUSTIN CASE" | 0 | 0.00% | <div style="width: 0.00%; height: 10px; background-color: #f0e68c;"></div> |
| Write-In Totals | 7 | 1.41% | <div style="width: 1.41%; height: 10px; background-color: #f0e68c;"></div> |

U.S. SENATE

Vote For 1

| | TOTAL | VOTE % | |
|----------------------|-------|--------|---|
| REP JOHN CURTIS | 346 | 69.48% | <div style="width: 69.48%; height: 10px; background-color: #f0e68c;"></div> |
| DEM CAROLINE GLEICH | 91 | 18.27% | <div style="width: 18.27%; height: 10px; background-color: #f0e68c;"></div> |
| IAP CARLTON E. BOWEN | 24 | 4.82% | <div style="width: 4.82%; height: 10px; background-color: #f0e68c;"></div> |
| Write-In Totals | 6 | 1.20% | <div style="width: 1.20%; height: 10px; background-color: #f0e68c;"></div> |

U.S. HOUSE DISTRICT 1

Vote For 1

| | TOTAL | VOTE % | |
|----------------------|-------|--------|---|
| REP BLAKE D. MOORE | 347 | 69.68% | <div style="width: 69.68%; height: 10px; background-color: #f0e68c;"></div> |
| DEM BILL CAMPBELL | 91 | 18.27% | <div style="width: 18.27%; height: 10px; background-color: #f0e68c;"></div> |
| LIB DANIEL R. COTTAM | 20 | 4.02% | <div style="width: 4.02%; height: 10px; background-color: #f0e68c;"></div> |

GOVERNOR / LT. GOVERNOR






Vote For 1

| | TOTAL | VOTE % | |
|----------------------|-------|--------|---|
| REP SPENCER J. COX | 308 | 61.85% | <div style="width: 61.85%; height: 10px; background-color: #f0e68c;"></div> |
| DEM BRIAN SMITH KING | 81 | 16.27% | <div style="width: 16.27%; height: 10px; background-color: #f0e68c;"></div> |
| LIB J. ROBERT LATHAM | 14 | 2.81% | <div style="width: 2.81%; height: 10px; background-color: #f0e68c;"></div> |
| IAP TOMMY WILLIAMS | 11 | 2.21% | <div style="width: 2.21%; height: 10px; background-color: #f0e68c;"></div> |
| TOM TOMENY | 1 | 0.20% | <div style="width: 0.20%; height: 10px; background-color: #f0e68c;"></div> |
| Write-In Totals | 67 | 13.45% | <div style="width: 13.45%; height: 10px; background-color: #f0e68c;"></div> |

WHV07

ATTORNEY GENERAL

Vote For 1

| | TOTAL | VOTE % | |
|--------------------------|-------|--------|---|
| REP DEREK BROWN | 327 | 65.66% |  |
| DEM RUDY J BAUTISTA | 76 | 15.26% |  |
| UUP MICHELLE QUIST | 29 | 5.82% |  |
| AUSTIN HEPWORTH | 14 | 2.81% |  |
| LIB W. ANDREW MCCULLOUGH | 13 | 2.61% |  |




STATE AUDITOR AUDITOR

Vote For 1

| | TOTAL | VOTE % | |
|-----------------------|-------|--------|---|
| REP TINA CANNON | 337 | 67.67% |  |
| DEM CATHERINE VOUTAZ | 84 | 16.87% |  |
| CON JEFFREY L. OSTLER | 35 | 7.03% |  |

STATE TREASURER

Vote For 1

| | TOTAL | VOTE % | |
|-------------------|-------|--------|---|
| REP MARLO M. OAKS | 347 | 69.68% |  |
| DEM NEIL A HANSEN | 89 | 17.87% |  |
| UFP MILES POMEROY | 23 | 4.62% |  |



UTAH SENATE DISTRICT 4

Vote For 1

| | TOTAL | VOTE % | |
|--------------------------|-------|--------|---|
| REP CALVIN RAY MUSSELMAN | 372 | 74.70% |  |




UTAH HOUSE DISTRICT 9

Vote For 1

| | TOTAL | VOTE % | |
|----------------------|-------|--------|---|
| REP JAKE SAWYER | 349 | 70.08% |  |
| DEM ANGELA CHOBERKA | 98 | 19.68% |  |
| LIB JACOB K. JOHNSON | 18 | 3.61% |  |

COUNTY COMMISSION SEAT C

Vote For 1

| | TOTAL | VOTE % | |
|------------------------|-------|--------|---|
| REP JIM HARVEY | 329 | 66.06% |  |
| DEM STEVEN VAN WAGONER | 109 | 21.89% |  |
| LIB BRIAN K ROWLEY | 25 | 5.02% |  |

COUNTY ASSESSOR

Vote For 1

| | TOTAL | VOTE % | |
|----------------------|-------|--------|---|
| REP JOHN E. ULIBARRI | 400 | 80.32% |  |

WHV07

COUNTY RECORDER / SURVEYOR

Vote For 1

| | TOTAL | VOTE % | |
|-----------------------|-------|--------|---|
| REP BAHY RAHIMZADEGAN | 382 | 76.71% |  |

COUNTY TREASURER

Vote For 1

| | TOTAL | VOTE % | |
|--------------------|-------|--------|---|
| REP LYNELLE JENSEN | 402 | 80.72% |  |

MATTHEW B. DURRANT

Vote For 1

| | TOTAL | VOTE % | |
|-----|-------|--------|---|
| Yes | 323 | 64.86% |  |
| No | 84 | 16.87% |  |

RYAN D. TENNEY

Vote For 1

| | TOTAL | VOTE % | |
|-----|-------|--------|--|
| Yes | 306 | 61.45% |  |
| No | 96 | 19.28% |  |

JOSEPH M. BEAN

Vote For 1

| | TOTAL | VOTE % | |
|-----|-------|--------|---|
| Yes | 303 | 60.84% |  |
| No | 97 | 19.48% |  |

RONALD G. RUSSELL

Vote For 1

| | TOTAL | VOTE % | |
|-----|-------|--------|---|
| Yes | 306 | 61.45% |  |
| No | 97 | 19.48% |  |

CRISTINA PATRICIA ORTEGA

Vote For 1

| | TOTAL | VOTE % | |
|-----|-------|--------|---|
| Yes | 297 | 59.64% |  |
| No | 105 | 21.08% |  |

CRAIG HALL

Vote For 1

| | TOTAL | VOTE % | |
|-----|-------|--------|---|
| Yes | 289 | 58.03% |  |
| No | 111 | 22.29% |  |

WHV07

MICHAEL DARIO DIREDA

Vote For 1

| | TOTAL | VOTE % | |
|-----|-------|--------|---|
| Yes | 312 | 62.65% |  |
| No | 90 | 18.07% |  |

TASHA WILLIAMS

Vote For 1

| | TOTAL | VOTE % | |
|-----|-------|--------|---|
| Yes | 301 | 60.44% |  |
| No | 100 | 20.08% |  |

CONSTITUTIONAL AMENDMENT B

Vote For 1

| | TOTAL | VOTE % | |
|---------|-------|--------|---|
| For | 285 | 57.23% |  |
| Against | 176 | 35.34% |  |

CONSTITUTIONAL AMENDMENT C

Vote For 1

| | TOTAL | VOTE % | |
|---------|-------|--------|---|
| For | 376 | 75.50% |  |
| Against | 82 | 16.47% |  |

BALLOT PROPOSITION 19

Vote For 1

| | TOTAL | VOTE % | |
|-----|-------|--------|---|
| Yes | 292 | 58.63% |  |
| No | 175 | 35.14% |  |

WHV08

Statistics TOTAL

| | |
|---------------------------|--------|
| Registered Voters - Total | 625 |
| Ballots Cast - Total | 546 |
| Voter Turnout - Total | 87.36% |

U.S. PRESIDENT / VICE PRESIDENT

Vote For 1

| | TOTAL | VOTE % | |
|-----------------------|-------|--------|--|
| REP DONALD J. TRUMP | 410 | 75.09% | |
| DEM KAMALA D. HARRIS | 102 | 18.68% | |
| CON JOEL SKOUSEN | 7 | 1.28% | |
| LIB CHASE OLIVER | 7 | 1.28% | |
| CORNEL RONALD WEST | 3 | 0.55% | |
| GRN JILL STEIN | 2 | 0.37% | |
| LUCIFER "JUSTIN CASE" | 0 | 0.00% | |
| CLAUDIA DE LA CRUZ | 0 | 0.00% | |
| Write-In Totals | 11 | 2.01% | |

U.S. SENATE

Vote For 1

| | TOTAL | VOTE % | |
|----------------------|-------|--------|--|
| REP JOHN CURTIS | 401 | 73.44% | |
| DEM CAROLINE GLEICH | 95 | 17.40% | |
| IAP CARLTON E. BOWEN | 20 | 3.66% | |
| Write-In Totals | 6 | 1.10% | |

U.S. HOUSE DISTRICT 1

Vote For 1

| | TOTAL | VOTE % | |
|----------------------|-------|--------|--|
| REP BLAKE D. MOORE | 401 | 73.44% | |
| DEM BILL CAMPBELL | 88 | 16.12% | |
| LIB DANIEL R. COTTAM | 21 | 3.85% | |

GOVERNOR / LT. GOVERNOR

Vote For 1

| | TOTAL | VOTE % | |
|----------------------|-------|--------|--|
| REP SPENCER J. COX | 322 | 58.97% | |
| DEM BRIAN SMITH KING | 79 | 14.47% | |
| IAP TOMMY WILLIAMS | 13 | 2.38% | |
| LIB J. ROBERT LATHAM | 10 | 1.83% | |
| TOM TOMENY | 5 | 0.92% | |
| Write-In Totals | 97 | 17.77% | |

WHV08

ATTORNEY GENERAL

Vote For 1

| | TOTAL | VOTE % | |
|--------------------------|-------|--------|--|
| REP DEREK BROWN | 392 | 71.79% | |
| DEM RUDY J BAUTISTA | 75 | 13.74% | |
| UUP MICHELLE QUIST | 28 | 5.13% | |
| LIB W. ANDREW MCCULLOUGH | 14 | 2.56% | |
| AUSTIN HEPWORTH | 10 | 1.83% | |

STATE AUDITOR AUDITOR

Vote For 1

| | TOTAL | VOTE % | |
|-----------------------|-------|--------|--|
| REP TINA CANNON | 391 | 71.61% | |
| DEM CATHERINE VOUTAZ | 84 | 15.38% | |
| CON JEFFREY L. OSTLER | 27 | 4.95% | |

STATE TREASURER

Vote For 1

| | TOTAL | VOTE % | |
|-------------------|-------|--------|--|
| REP MARLO M. OAKS | 400 | 73.26% | |
| DEM NEIL A HANSEN | 80 | 14.65% | |
| UFP MILES POMEROY | 26 | 4.76% | |

UTAH SENATE DISTRICT 4

Vote For 1

| | TOTAL | VOTE % | |
|--------------------------|-------|--------|--|
| REP CALVIN RAY MUSSELMAN | 396 | 72.53% | |

UTAH HOUSE DISTRICT 12

Vote For 1

| | TOTAL | VOTE % | |
|-------------------|-------|--------|--|
| REP MIKE SCHULTZ | 412 | 75.46% | |
| DEM SHARON HILTON | 109 | 19.96% | |

COUNTY COMMISSION SEAT C

Vote For 1

| | TOTAL | VOTE % | |
|------------------------|-------|--------|--|
| REP JIM HARVEY | 382 | 69.96% | |
| DEM STEVEN VAN WAGONER | 104 | 19.05% | |
| LIB BRIAN K ROWLEY | 32 | 5.86% | |

COUNTY ASSESSOR

Vote For 1

| | TOTAL | VOTE % | |
|----------------------|-------|--------|--|
| REP JOHN E. ULIBARRI | 431 | 78.94% | |

WHV08

COUNTY RECORDER / SURVEYOR

Vote For 1

| | TOTAL | VOTE % | |
|-----------------------|-------|--------|---|
| REP BAHY RAHIMZADEGAN | 417 | 76.37% |  |

COUNTY TREASURER

Vote For 1

| | TOTAL | VOTE % | |
|--------------------|-------|--------|---|
| REP LYNELLE JENSEN | 430 | 78.75% |  |

MATTHEW B. DURRANT

Vote For 1

| | TOTAL | VOTE % | |
|-----|-------|--------|---|
| Yes | 348 | 63.74% |  |
| No | 93 | 17.03% |  |

RYAN D. TENNEY

Vote For 1

| | TOTAL | VOTE % | |
|-----|-------|--------|--|
| Yes | 343 | 62.82% |  |
| No | 86 | 15.75% |  |

JOSEPH M. BEAN

Vote For 1

| | TOTAL | VOTE % | |
|-----|-------|--------|---|
| Yes | 335 | 61.36% |  |
| No | 99 | 18.13% |  |

RONALD G. RUSSELL

Vote For 1

| | TOTAL | VOTE % | |
|-----|-------|--------|---|
| Yes | 342 | 62.64% |  |
| No | 91 | 16.67% |  |


CRISTINA PATRICIA ORTEGA

Vote For 1

| | TOTAL | VOTE % | |
|-----|-------|--------|---|
| Yes | 330 | 60.44% |  |
| No | 105 | 19.23% |  |

CRAIG HALL

Vote For 1

| | TOTAL | VOTE % | |
|-----|-------|--------|---|
| Yes | 333 | 60.99% |  |
| No | 97 | 17.77% |  |

WHV08

MICHAEL DARIO DIREDA

Vote For 1

| | TOTAL | VOTE % | |
|-----|-------|--------|---|
| Yes | 339 | 62.09% |  |
| No | 94 | 17.22% |  |


TASHA WILLIAMS

Vote For 1

| | TOTAL | VOTE % | |
|-----|-------|--------|---|
| Yes | 341 | 62.45% |  |
| No | 88 | 16.12% |  |

CONSTITUTIONAL AMENDMENT B

Vote For 1

| | TOTAL | VOTE % | |
|---------|-------|--------|---|
| For | 337 | 61.72% |  |
| Against | 164 | 30.04% |  |

CONSTITUTIONAL AMENDMENT C

Vote For 1

| | TOTAL | VOTE % | |
|---------|-------|--------|---|
| For | 430 | 78.75% |  |
| Against | 76 | 13.92% |  |

BALLOT PROPOSITION 19

Vote For 1

| | TOTAL | VOTE % | |
|-----|-------|--------|---|
| Yes | 317 | 58.06% |  |
| No | 195 | 35.71% |  |

WHV09

Statistics TOTAL

| | |
|---------------------------|--------|
| Registered Voters - Total | 734 |
| Ballots Cast - Total | 645 |
| Voter Turnout - Total | 87.87% |

U.S. PRESIDENT / VICE PRESIDENT

Vote For 1

| | TOTAL | VOTE % | |
|-----------------------|-------|--------|---|
| REP DONALD J. TRUMP | 484 | 75.04% | <div style="width: 75.04%; height: 10px; background-color: #f0e68c;"></div> |
| DEM KAMALA D. HARRIS | 129 | 20.00% | <div style="width: 20.00%; height: 10px; background-color: #f0e68c;"></div> |
| LIB CHASE OLIVER | 8 | 1.24% | <div style="width: 1.24%; height: 10px; background-color: #f0e68c;"></div> |
| CON JOEL SKOUSEN | 3 | 0.47% | <div style="width: 0.47%; height: 10px; background-color: #f0e68c;"></div> |
| LUCIFER "JUSTIN CASE" | 2 | 0.31% | <div style="width: 0.31%; height: 10px; background-color: #f0e68c;"></div> |
| GRN JILL STEIN | 2 | 0.31% | <div style="width: 0.31%; height: 10px; background-color: #f0e68c;"></div> |
| CORNEL RONALD WEST | 1 | 0.16% | <div style="width: 0.16%; height: 10px; background-color: #f0e68c;"></div> |
| CLAUDIA DE LA CRUZ | 0 | 0.00% | <div style="width: 0.00%; height: 10px; background-color: #f0e68c;"></div> |
| Write-In Totals | 10 | 1.55% | <div style="width: 1.55%; height: 10px; background-color: #f0e68c;"></div> |

U.S. SENATE

Vote For 1

| | TOTAL | VOTE % | |
|----------------------|-------|--------|---|
| REP JOHN CURTIS | 482 | 74.73% | <div style="width: 74.73%; height: 10px; background-color: #f0e68c;"></div> |
| DEM CAROLINE GLEICH | 99 | 15.35% | <div style="width: 15.35%; height: 10px; background-color: #f0e68c;"></div> |
| IAP CARLTON E. BOWEN | 28 | 4.34% | <div style="width: 4.34%; height: 10px; background-color: #f0e68c;"></div> |
| Write-In Totals | 2 | 0.31% | <div style="width: 0.31%; height: 10px; background-color: #f0e68c;"></div> |

U.S. HOUSE DISTRICT 1

Vote For 1

| | TOTAL | VOTE % | |
|----------------------|-------|--------|---|
| REP BLAKE D. MOORE | 472 | 73.18% | <div style="width: 73.18%; height: 10px; background-color: #f0e68c;"></div> |
| DEM BILL CAMPBELL | 102 | 15.81% | <div style="width: 15.81%; height: 10px; background-color: #f0e68c;"></div> |
| LIB DANIEL R. COTTAM | 33 | 5.12% | <div style="width: 5.12%; height: 10px; background-color: #f0e68c;"></div> |

GOVERNOR / LT. GOVERNOR

Vote For 1

| | TOTAL | VOTE % | |
|----------------------|-------|--------|---|
| REP SPENCER J. COX | 390 | 60.47% | <div style="width: 60.47%; height: 10px; background-color: #f0e68c;"></div> |
| DEM BRIAN SMITH KING | 82 | 12.71% | <div style="width: 12.71%; height: 10px; background-color: #f0e68c;"></div> |
| LIB J. ROBERT LATHAM | 21 | 3.26% | <div style="width: 3.26%; height: 10px; background-color: #f0e68c;"></div> |
| IAP TOMMY WILLIAMS | 17 | 2.64% | <div style="width: 2.64%; height: 10px; background-color: #f0e68c;"></div> |
| TOM TOMENY | 3 | 0.47% | <div style="width: 0.47%; height: 10px; background-color: #f0e68c;"></div> |
| Write-In Totals | 109 | 16.90% | <div style="width: 16.90%; height: 10px; background-color: #f0e68c;"></div> |

WHV09

ATTORNEY GENERAL

Vote For 1

| | TOTAL | VOTE % | |
|--------------------------|-------|--------|--|
| REP DEREK BROWN | 458 | 71.01% | |
| DEM RUDY J BAUTISTA | 92 | 14.26% | |
| LIB W. ANDREW MCCULLOUGH | 20 | 3.10% | |
| AUSTIN HEPWORTH | 15 | 2.33% | |
| UUP MICHELLE QUIST | 13 | 2.02% | |

STATE AUDITOR AUDITOR

Vote For 1

| | TOTAL | VOTE % | |
|-----------------------|-------|--------|--|
| REP TINA CANNON | 464 | 71.94% | |
| DEM CATHERINE VOUTAZ | 89 | 13.80% | |
| CON JEFFREY L. OSTLER | 30 | 4.65% | |

STATE TREASURER

Vote For 1

| | TOTAL | VOTE % | |
|-------------------|-------|--------|--|
| REP MARLO M. OAKS | 467 | 72.40% | |
| DEM NEIL A HANSEN | 93 | 14.42% | |
| UFP MILES POMEROY | 26 | 4.03% | |

UTAH SENATE DISTRICT 4

Vote For 1

| | TOTAL | VOTE % | |
|--------------------------|-------|--------|--|
| REP CALVIN RAY MUSSELMAN | 437 | 67.75% | |

UTAH HOUSE DISTRICT 12

Vote For 1

| | TOTAL | VOTE % | |
|-------------------|-------|--------|--|
| REP MIKE SCHULTZ | 483 | 74.88% | |
| DEM SHARON HILTON | 130 | 20.16% | |

COUNTY COMMISSION SEAT C

Vote For 1

| | TOTAL | VOTE % | |
|------------------------|-------|--------|--|
| REP JIM HARVEY | 466 | 72.25% | |
| DEM STEVEN VAN WAGONER | 107 | 16.59% | |
| LIB BRIAN K ROWLEY | 33 | 5.12% | |

COUNTY ASSESSOR

Vote For 1

| | TOTAL | VOTE % | |
|----------------------|-------|--------|--|
| REP JOHN E. ULIBARRI | 509 | 78.91% | |

WHV09

COUNTY RECORDER / SURVEYOR

Vote For 1

| | TOTAL | VOTE % | |
|-----------------------|-------|--------|--|
| REP BAHY RAHIMZADEGAN | 499 | 77.36% | |

COUNTY TREASURER

Vote For 1

| | TOTAL | VOTE % | |
|--------------------|-------|--------|--|
| REP LYNELLE JENSEN | 502 | 77.83% | |

WEBER SCHOOL BOARD DISTRICT 7

Vote For 1

| | TOTAL | VOTE % | |
|------------------|-------|--------|--|
| WYLE J. WILLIAMS | 433 | 67.13% | |

MATTHEW B. DURRANT

Vote For 1

| | TOTAL | VOTE % | |
|-----|-------|--------|--|
| Yes | 388 | 60.16% | |
| No | 108 | 16.74% | |

RYAN D. TENNEY

Vote For 1

| | TOTAL | VOTE % | |
|-----|-------|--------|--|
| Yes | 384 | 59.53% | |
| No | 102 | 15.81% | |

JOSEPH M. BEAN

Vote For 1

| | TOTAL | VOTE % | |
|-----|-------|--------|--|
| Yes | 373 | 57.83% | |
| No | 113 | 17.52% | |

RONALD G. RUSSELL

Vote For 1

| | TOTAL | VOTE % | |
|-----|-------|--------|--|
| Yes | 377 | 58.45% | |
| No | 110 | 17.05% | |

CRISTINA PATRICIA ORTEGA

Vote For 1

| | TOTAL | VOTE % | |
|-----|-------|--------|--|
| Yes | 355 | 55.04% | |
| No | 138 | 21.40% | |

WHV09

CRAIG HALL

Vote For 1

| | TOTAL | VOTE % | |
|-----|-------|--------|--|
| Yes | 376 | 58.29% | |
| No | 109 | 16.90% | |

MICHAEL DARIO DIREDA

Vote For 1

| | TOTAL | VOTE % | |
|-----|-------|--------|--|
| Yes | 387 | 60.00% | |
| No | 103 | 15.97% | |

TASHA WILLIAMS

Vote For 1

| | TOTAL | VOTE % | |
|-----|-------|--------|--|
| Yes | 385 | 59.69% | |
| No | 102 | 15.81% | |

CONSTITUTIONAL AMENDMENT B

Vote For 1

| | TOTAL | VOTE % | |
|---------|-------|--------|--|
| For | 364 | 56.43% | |
| Against | 218 | 33.80% | |

CONSTITUTIONAL AMENDMENT C

Vote For 1

| | TOTAL | VOTE % | |
|---------|-------|--------|--|
| For | 484 | 75.04% | |
| Against | 90 | 13.95% | |

BALLOT PROPOSITION 19

Vote For 1

| | TOTAL | VOTE % | |
|-----|-------|--------|--|
| Yes | 349 | 54.11% | |
| No | 238 | 36.90% | |

WHV10

Statistics TOTAL

| | |
|---------------------------|--------|
| Registered Voters - Total | 1,100 |
| Ballots Cast - Total | 945 |
| Voter Turnout - Total | 85.91% |

U.S. PRESIDENT / VICE PRESIDENT

Vote For 1

| | TOTAL | VOTE % | |
|-----------------------|-------|--------|--|
| REP DONALD J. TRUMP | 607 | 64.23% | |
| DEM KAMALA D. HARRIS | 298 | 31.53% | |
| LIB CHASE OLIVER | 8 | 0.85% | |
| GRN JILL STEIN | 5 | 0.53% | |
| CON JOEL SKOUSEN | 4 | 0.42% | |
| CORNEL RONALD WEST | 2 | 0.21% | |
| CLAUDIA DE LA CRUZ | 2 | 0.21% | |
| LUCIFER "JUSTIN CASE" | 1 | 0.11% | |
| Write-In Totals | 8 | 0.85% | |

U.S. SENATE

Vote For 1

| | TOTAL | VOTE % | |
|----------------------|-------|--------|--|
| REP JOHN CURTIS | 588 | 62.22% | |
| DEM CAROLINE GLEICH | 256 | 27.09% | |
| IAP CARLTON E. BOWEN | 48 | 5.08% | |
| Write-In Totals | 6 | 0.63% | |

U.S. HOUSE DISTRICT 1

Vote For 1

| | TOTAL | VOTE % | |
|----------------------|-------|--------|--|
| REP BLAKE D. MOORE | 600 | 63.49% | |
| DEM BILL CAMPBELL | 247 | 26.14% | |
| LIB DANIEL R. COTTAM | 34 | 3.60% | |

GOVERNOR / LT. GOVERNOR

Vote For 1

| | TOTAL | VOTE % | |
|----------------------|-------|--------|--|
| REP SPENCER J. COX | 492 | 52.06% | |
| DEM BRIAN SMITH KING | 233 | 24.66% | |
| LIB J. ROBERT LATHAM | 28 | 2.96% | |
| IAP TOMMY WILLIAMS | 21 | 2.22% | |
| TOM TOMENY | 0 | 0.00% | |
| Write-In Totals | 136 | 14.39% | |

WHV10

ATTORNEY GENERAL

Vote For 1

| | TOTAL | VOTE % | |
|--------------------------|-------|--------|--|
| REP DEREK BROWN | 553 | 58.52% | |
| DEM RUDY J BAUTISTA | 228 | 24.13% | |
| UUP MICHELLE QUIST | 59 | 6.24% | |
| LIB W. ANDREW MCCULLOUGH | 30 | 3.17% | |
| AUSTIN HEPWORTH | 23 | 2.43% | |

STATE AUDITOR AUDITOR

Vote For 1

| | TOTAL | VOTE % | |
|-----------------------|-------|--------|--|
| REP TINA CANNON | 586 | 62.01% | |
| DEM CATHERINE VOUTAZ | 242 | 25.61% | |
| CON JEFFREY L. OSTLER | 43 | 4.55% | |

STATE TREASURER

Vote For 1

| | TOTAL | VOTE % | |
|-------------------|-------|--------|--|
| REP MARLO M. OAKS | 591 | 62.54% | |
| DEM NEIL A HANSEN | 234 | 24.76% | |
| UFP MILES POMEROY | 50 | 5.29% | |

UTAH SENATE DISTRICT 4

Vote For 1

| | TOTAL | VOTE % | |
|--------------------------|-------|--------|--|
| REP CALVIN RAY MUSSELMAN | 634 | 67.09% | |

UTAH HOUSE DISTRICT 9

Vote For 1

| | TOTAL | VOTE % | |
|----------------------|-------|--------|--|
| REP JAKE SAWYER | 578 | 61.16% | |
| DEM ANGELA CHOBERKA | 284 | 30.05% | |
| LIB JACOB K. JOHNSON | 29 | 3.07% | |

COUNTY COMMISSION SEAT C

Vote For 1

| | TOTAL | VOTE % | |
|------------------------|-------|--------|--|
| REP JIM HARVEY | 565 | 59.79% | |
| DEM STEVEN VAN WAGONER | 275 | 29.10% | |
| LIB BRIAN K ROWLEY | 50 | 5.29% | |

COUNTY ASSESSOR

Vote For 1

| | TOTAL | VOTE % | |
|----------------------|-------|--------|--|
| REP JOHN E. ULIBARRI | 702 | 74.29% | |

WHV10

COUNTY RECORDER / SURVEYOR

Vote For 1

| | TOTAL | VOTE % | |
|-----------------------|-------|--------|--|
| REP BAHY RAHIMZADEGAN | 684 | 72.38% | |

COUNTY TREASURER

Vote For 1

| | TOTAL | VOTE % | |
|--------------------|-------|--------|--|
| REP LYNELLE JENSEN | 706 | 74.71% | |

MATTHEW B. DURRANT

Vote For 1

| | TOTAL | VOTE % | |
|-----|-------|--------|--|
| Yes | 571 | 60.42% | |
| No | 156 | 16.51% | |

RYAN D. TENNEY

Vote For 1

| | TOTAL | VOTE % | |
|-----|-------|--------|--|
| Yes | 566 | 59.89% | |
| No | 151 | 15.98% | |

JOSEPH M. BEAN

Vote For 1

| | TOTAL | VOTE % | |
|-----|-------|--------|--|
| Yes | 547 | 57.88% | |
| No | 172 | 18.20% | |

RONALD G. RUSSELL

Vote For 1

| | TOTAL | VOTE % | |
|-----|-------|--------|--|
| Yes | 566 | 59.89% | |
| No | 148 | 15.66% | |

CRISTINA PATRICIA ORTEGA

Vote For 1

| | TOTAL | VOTE % | |
|-----|-------|--------|--|
| Yes | 562 | 59.47% | |
| No | 160 | 16.93% | |

CRAIG HALL

Vote For 1

| | TOTAL | VOTE % | |
|-----|-------|--------|--|
| Yes | 537 | 56.83% | |
| No | 176 | 18.62% | |

WHV10


MICHAEL DARIO DIREDA

Vote For 1

| | TOTAL | VOTE % | |
|-----|-------|--------|---|
| Yes | 566 | 59.89% |  |
| No | 156 | 16.51% |  |

TASHA WILLIAMS

Vote For 1

| | TOTAL | VOTE % | |
|-----|-------|--------|---|
| Yes | 557 | 58.94% |  |
| No | 158 | 16.72% |  |

CONSTITUTIONAL AMENDMENT B

Vote For 1

| | TOTAL | VOTE % | |
|---------|-------|--------|---|
| For | 595 | 62.96% |  |
| Against | 249 | 26.35% |  |

CONSTITUTIONAL AMENDMENT C

Vote For 1

| | TOTAL | VOTE % | |
|---------|-------|--------|---|
| For | 734 | 77.67% |  |
| Against | 118 | 12.49% |  |

BALLOT PROPOSITION 19

Vote For 1

| | TOTAL | VOTE % | |
|-----|-------|--------|---|
| Yes | 553 | 58.52% |  |
| No | 308 | 32.59% |  |

WHV11

Statistics TOTAL

| | |
|---------------------------|--------|
| Registered Voters - Total | 1,114 |
| Ballots Cast - Total | 995 |
| Voter Turnout - Total | 89.32% |

U.S. PRESIDENT / VICE PRESIDENT

Vote For 1

| | TOTAL | VOTE % | |
|-----------------------|-------|--------|--|
| REP DONALD J. TRUMP | 674 | 67.74% | |
| DEM KAMALA D. HARRIS | 275 | 27.64% | |
| LIB CHASE OLIVER | 12 | 1.21% | |
| CON JOEL SKOUSEN | 5 | 0.50% | |
| GRN JILL STEIN | 2 | 0.20% | |
| CLAUDIA DE LA CRUZ | 2 | 0.20% | |
| CORNEL RONALD WEST | 0 | 0.00% | |
| LUCIFER "JUSTIN CASE" | 0 | 0.00% | |
| Write-In Totals | 17 | 1.71% | |

U.S. SENATE

Vote For 1

| | TOTAL | VOTE % | |
|----------------------|-------|--------|--|
| REP JOHN CURTIS | 684 | 68.74% | |
| DEM CAROLINE GLEICH | 212 | 21.31% | |
| IAP CARLTON E. BOWEN | 59 | 5.93% | |
| Write-In Totals | 1 | 0.10% | |

U.S. HOUSE DISTRICT 1

Vote For 1

| | TOTAL | VOTE % | |
|----------------------|-------|--------|--|
| REP BLAKE D. MOORE | 691 | 69.45% | |
| DEM BILL CAMPBELL | 212 | 21.31% | |
| LIB DANIEL R. COTTAM | 48 | 4.82% | |

GOVERNOR / LT. GOVERNOR






Vote For 1

| | TOTAL | VOTE % | |
|----------------------|-------|--------|--|
| REP SPENCER J. COX | 542 | 54.47% | |
| DEM BRIAN SMITH KING | 182 | 18.29% | |
| LIB J. ROBERT LATHAM | 30 | 3.02% | |
| IAP TOMMY WILLIAMS | 20 | 2.01% | |
| TOM TOMENY | 5 | 0.50% | |
| Write-In Totals | 189 | 19.00% | |

WHV11

ATTORNEY GENERAL

Vote For 1

| | TOTAL | VOTE % | |
|--------------------------|-------|--------|---|
| REP DEREK BROWN | 638 | 64.12% |  |
| DEM RUDY J BAUTISTA | 191 | 19.20% |  |
| LIB W. ANDREW MCCULLOUGH | 43 | 4.32% |  |
| AUSTIN HEPWORTH | 37 | 3.72% |  |
| UUP MICHELLE QUIST | 35 | 3.52% |  |



STATE AUDITOR AUDITOR

Vote For 1

| | TOTAL | VOTE % | |
|-----------------------|-------|--------|---|
| REP TINA CANNON | 672 | 67.54% |  |
| DEM CATHERINE VOUTAZ | 197 | 19.80% |  |
| CON JEFFREY L. OSTLER | 59 | 5.93% |  |


STATE TREASURER

Vote For 1

| | TOTAL | VOTE % | |
|-------------------|-------|--------|---|
| REP MARLO M. OAKS | 676 | 67.94% |  |
| DEM NEIL A HANSEN | 212 | 21.31% |  |
| UFP MILES POMEROY | 39 | 3.92% |  |




UTAH SENATE DISTRICT 4

Vote For 1

| | TOTAL | VOTE % | |
|--------------------------|-------|--------|---|
| REP CALVIN RAY MUSSELMAN | 706 | 70.95% |  |




UTAH HOUSE DISTRICT 9

Vote For 1

| | TOTAL | VOTE % | |
|----------------------|-------|--------|---|
| REP JAKE SAWYER | 658 | 66.13% |  |
| DEM ANGELA CHOBERKA | 246 | 24.72% |  |
| LIB JACOB K. JOHNSON | 44 | 4.42% |  |

COUNTY COMMISSION SEAT C

Vote For 1

| | TOTAL | VOTE % | |
|------------------------|-------|--------|---|
| REP JIM HARVEY | 620 | 62.31% |  |
| DEM STEVEN VAN WAGONER | 231 | 23.22% |  |
| LIB BRIAN K ROWLEY | 79 | 7.94% |  |

COUNTY ASSESSOR

Vote For 1

| | TOTAL | VOTE % | |
|----------------------|-------|--------|---|
| REP JOHN E. ULIBARRI | 762 | 76.58% |  |

WHV11

COUNTY RECORDER / SURVEYOR

Vote For 1

| | TOTAL | VOTE % | |
|-----------------------|-------|--------|--|
| REP BAHY RAHIMZADEGAN | 741 | 74.47% | |

COUNTY TREASURER

Vote For 1

| | TOTAL | VOTE % | |
|--------------------|-------|--------|--|
| REP LYNELLE JENSEN | 768 | 77.19% | |

WEBER SCHOOL BOARD DISTRICT 7

Vote For 1

| | TOTAL | VOTE % | |
|------------------|-------|--------|--|
| WYLE J. WILLIAMS | 709 | 71.26% | |

MATTHEW B. DURRANT

Vote For 1

| | TOTAL | VOTE % | |
|-----|-------|--------|--|
| Yes | 632 | 63.52% | |
| No | 160 | 16.08% | |

RYAN D. TENNEY

Vote For 1

| | TOTAL | VOTE % | |
|-----|-------|--------|--|
| Yes | 624 | 62.71% | |
| No | 159 | 15.98% | |

JOSEPH M. BEAN

Vote For 1

| | TOTAL | VOTE % | |
|-----|-------|--------|--|
| Yes | 585 | 58.79% | |
| No | 194 | 19.50% | |

RONALD G. RUSSELL

Vote For 1

| | TOTAL | VOTE % | |
|-----|-------|--------|--|
| Yes | 623 | 62.61% | |
| No | 159 | 15.98% | |

CRISTINA PATRICIA ORTEGA

Vote For 1

| | TOTAL | VOTE % | |
|-----|-------|--------|--|
| Yes | 578 | 58.09% | |
| No | 206 | 20.70% | |

WHV11

CRAIG HALL

Vote For 1

| | TOTAL | VOTE % | |
|-----|-------|--------|---|
| Yes | 595 | 59.80% |  |
| No | 183 | 18.39% |  |

MICHAEL DARIO DIREDA

Vote For 1

| | TOTAL | VOTE % | |
|-----|-------|--------|---|
| Yes | 620 | 62.31% |  |
| No | 163 | 16.38% |  |

TASHA WILLIAMS

Vote For 1

| | TOTAL | VOTE % | |
|-----|-------|--------|---|
| Yes | 614 | 61.71% |  |
| No | 169 | 16.98% |  |

CONSTITUTIONAL AMENDMENT B

Vote For 1

| | TOTAL | VOTE % | |
|---------|-------|--------|---|
| For | 547 | 54.97% |  |
| Against | 367 | 36.88% |  |

CONSTITUTIONAL AMENDMENT C

Vote For 1

| | TOTAL | VOTE % | |
|---------|-------|--------|---|
| For | 754 | 75.78% |  |
| Against | 159 | 15.98% |  |

BALLOT PROPOSITION 19

Vote For 1

| | TOTAL | VOTE % | |
|-----|-------|--------|---|
| Yes | 579 | 58.19% |  |
| No | 353 | 35.48% |  |

WHV12

Statistics TOTAL

| | |
|---------------------------|--------|
| Registered Voters - Total | 1,241 |
| Ballots Cast - Total | 1,017 |
| Voter Turnout - Total | 81.95% |

U.S. PRESIDENT / VICE PRESIDENT

Vote For 1

| | TOTAL | VOTE % | |
|-----------------------|-------|--------|--|
| REP DONALD J. TRUMP | 655 | 64.41% | |
| DEM KAMALA D. HARRIS | 316 | 31.07% | |
| LIB CHASE OLIVER | 15 | 1.47% | |
| GRN JILL STEIN | 5 | 0.49% | |
| CON JOEL SKOUSEN | 4 | 0.39% | |
| CORNEL RONALD WEST | 2 | 0.20% | |
| LUCIFER "JUSTIN CASE" | 1 | 0.10% | |
| CLAUDIA DE LA CRUZ | 1 | 0.10% | |
| Write-In Totals | 13 | 1.28% | |

U.S. SENATE

Vote For 1

| | TOTAL | VOTE % | |
|----------------------|-------|--------|--|
| REP JOHN CURTIS | 641 | 63.03% | |
| DEM CAROLINE GLEICH | 278 | 27.34% | |
| IAP CARLTON E. BOWEN | 52 | 5.11% | |
| Write-In Totals | 4 | 0.39% | |

U.S. HOUSE DISTRICT 1

Vote For 1

| | TOTAL | VOTE % | |
|----------------------|-------|--------|--|
| REP BLAKE D. MOORE | 658 | 64.70% | |
| DEM BILL CAMPBELL | 256 | 25.17% | |
| LIB DANIEL R. COTTAM | 42 | 4.13% | |

GOVERNOR / LT. GOVERNOR






Vote For 1

| | TOTAL | VOTE % | |
|----------------------|-------|--------|--|
| REP SPENCER J. COX | 572 | 56.24% | |
| DEM BRIAN SMITH KING | 235 | 23.11% | |
| LIB J. ROBERT LATHAM | 44 | 4.33% | |
| IAP TOMMY WILLIAMS | 19 | 1.87% | |
| TOM TOMENY | 3 | 0.30% | |
| Write-In Totals | 114 | 11.21% | |

WHV12




ATTORNEY GENERAL

Vote For 1

| | TOTAL | VOTE % | |
|--------------------------|-------|--------|---|
| REP DEREK BROWN | 593 | 58.31% |  |
| DEM RUDY J BAUTISTA | 237 | 23.30% |  |
| UUP MICHELLE QUIST | 58 | 5.70% |  |
| AUSTIN HEPWORTH | 40 | 3.93% |  |
| LIB W. ANDREW MCCULLOUGH | 36 | 3.54% |  |




STATE AUDITOR AUDITOR

Vote For 1

| | TOTAL | VOTE % | |
|-----------------------|-------|--------|---|
| REP TINA CANNON | 634 | 62.34% |  |
| DEM CATHERINE VOUTAZ | 250 | 24.58% |  |
| CON JEFFREY L. OSTLER | 58 | 5.70% |  |


STATE TREASURER

Vote For 1

| | TOTAL | VOTE % | |
|-------------------|-------|--------|---|
| REP MARLO M. OAKS | 638 | 62.73% |  |
| DEM NEIL A HANSEN | 248 | 24.39% |  |
| UFP MILES POMEROY | 59 | 5.80% |  |



UTAH SENATE DISTRICT 4

Vote For 1

| | TOTAL | VOTE % | |
|--------------------------|-------|--------|---|
| REP CALVIN RAY MUSSELMAN | 686 | 67.45% |  |




UTAH HOUSE DISTRICT 9

Vote For 1

| | TOTAL | VOTE % | |
|----------------------|-------|--------|---|
| REP JAKE SAWYER | 622 | 61.16% |  |
| DEM ANGELA CHOBERKA | 278 | 27.34% |  |
| LIB JACOB K. JOHNSON | 52 | 5.11% |  |

COUNTY COMMISSION SEAT C

Vote For 1

| | TOTAL | VOTE % | |
|------------------------|-------|--------|---|
| REP JIM HARVEY | 588 | 57.82% |  |
| DEM STEVEN VAN WAGONER | 291 | 28.61% |  |
| LIB BRIAN K ROWLEY | 76 | 7.47% |  |

COUNTY ASSESSOR

Vote For 1

| | TOTAL | VOTE % | |
|----------------------|-------|--------|---|
| REP JOHN E. ULIBARRI | 757 | 74.43% |  |

WHV12

COUNTY RECORDER / SURVEYOR

Vote For 1

| | TOTAL | VOTE % | |
|-----------------------|-------|--------|--|
| REP BAHY RAHIMZADEGAN | 733 | 72.07% | |

COUNTY TREASURER

Vote For 1

| | TOTAL | VOTE % | |
|--------------------|-------|--------|--|
| REP LYNELLE JENSEN | 765 | 75.22% | |

MATTHEW B. DURRANT

Vote For 1

| | TOTAL | VOTE % | |
|-----|-------|--------|--|
| Yes | 621 | 61.06% | |
| No | 165 | 16.22% | |

RYAN D. TENNEY

Vote For 1

| | TOTAL | VOTE % | |
|-----|-------|--------|--|
| Yes | 613 | 60.28% | |
| No | 169 | 16.62% | |

JOSEPH M. BEAN

Vote For 1

| | TOTAL | VOTE % | |
|-----|-------|--------|--|
| Yes | 595 | 58.51% | |
| No | 185 | 18.19% | |

RONALD G. RUSSELL

Vote For 1

| | TOTAL | VOTE % | |
|-----|-------|--------|--|
| Yes | 637 | 62.64% | |
| No | 145 | 14.26% | |

CRISTINA PATRICIA ORTEGA

Vote For 1

| | TOTAL | VOTE % | |
|-----|-------|--------|--|
| Yes | 625 | 61.46% | |
| No | 167 | 16.42% | |

CRAIG HALL

Vote For 1

| | TOTAL | VOTE % | |
|-----|-------|--------|--|
| Yes | 603 | 59.29% | |
| No | 172 | 16.91% | |

WHV12

MICHAEL DARIO DIREDA

Vote For 1

| | TOTAL | VOTE % | |
|-----|-------|--------|---|
| Yes | 631 | 62.05% |  |
| No | 156 | 15.34% |  |

TASHA WILLIAMS

Vote For 1

| | TOTAL | VOTE % | |
|-----|-------|--------|---|
| Yes | 634 | 62.34% |  |
| No | 149 | 14.65% |  |

CONSTITUTIONAL AMENDMENT B

Vote For 1

| | TOTAL | VOTE % | |
|---------|-------|--------|---|
| For | 657 | 64.60% |  |
| Against | 275 | 27.04% |  |

CONSTITUTIONAL AMENDMENT C

Vote For 1

| | TOTAL | VOTE % | |
|---------|-------|--------|---|
| For | 790 | 77.68% |  |
| Against | 145 | 14.26% |  |

BALLOT PROPOSITION 19

Vote For 1

| | TOTAL | VOTE % | |
|-----|-------|--------|---|
| Yes | 645 | 63.42% |  |
| No | 306 | 30.09% |  |

WHV13

Statistics TOTAL

| | |
|---------------------------|--------|
| Registered Voters - Total | 757 |
| Ballots Cast - Total | 625 |
| Voter Turnout - Total | 82.56% |

U.S. PRESIDENT / VICE PRESIDENT

Vote For 1

| | TOTAL | VOTE % | |
|-----------------------|-------|--------|--|
| REP DONALD J. TRUMP | 364 | 58.24% | |
| DEM KAMALA D. HARRIS | 246 | 39.36% | |
| LIB CHASE OLIVER | 5 | 0.80% | |
| GRN JILL STEIN | 3 | 0.48% | |
| CON JOEL SKOUSEN | 2 | 0.32% | |
| LUCIFER "JUSTIN CASE" | 1 | 0.16% | |
| CORNEL RONALD WEST | 0 | 0.00% | |
| CLAUDIA DE LA CRUZ | 0 | 0.00% | |
| Write-In Totals | 1 | 0.16% | |

U.S. SENATE

Vote For 1

| | TOTAL | VOTE % | |
|----------------------|-------|--------|--|
| REP JOHN CURTIS | 343 | 54.88% | |
| DEM CAROLINE GLEICH | 226 | 36.16% | |
| IAP CARLTON E. BOWEN | 27 | 4.32% | |
| Write-In Totals | 0 | 0.00% | |

U.S. HOUSE DISTRICT 1

Vote For 1

| | TOTAL | VOTE % | |
|----------------------|-------|--------|--|
| REP BLAKE D. MOORE | 332 | 53.12% | |
| DEM BILL CAMPBELL | 219 | 35.04% | |
| LIB DANIEL R. COTTAM | 26 | 4.16% | |

GOVERNOR / LT. GOVERNOR






Vote For 1

| | TOTAL | VOTE % | |
|----------------------|-------|--------|--|
| REP SPENCER J. COX | 302 | 48.32% | |
| DEM BRIAN SMITH KING | 205 | 32.80% | |
| LIB J. ROBERT LATHAM | 22 | 3.52% | |
| IAP TOMMY WILLIAMS | 14 | 2.24% | |
| TOM TOMENY | 3 | 0.48% | |
| Write-In Totals | 57 | 9.12% | |

WHV13

ATTORNEY GENERAL

Vote For 1

| | TOTAL | VOTE % | |
|--------------------------|-------|--------|---|
| REP DEREK BROWN | 322 | 51.52% |  |
| DEM RUDY J BAUTISTA | 188 | 30.08% |  |
| LIB W. ANDREW MCCULLOUGH | 34 | 5.44% |  |
| UUP MICHELLE QUIST | 31 | 4.96% |  |
| AUSTIN HEPWORTH | 14 | 2.24% |  |




STATE AUDITOR AUDITOR

Vote For 1

| | TOTAL | VOTE % | |
|-----------------------|-------|--------|---|
| REP TINA CANNON | 340 | 54.40% |  |
| DEM CATHERINE VOUTAZ | 205 | 32.80% |  |
| CON JEFFREY L. OSTLER | 35 | 5.60% |  |

STATE TREASURER

Vote For 1

| | TOTAL | VOTE % | |
|-------------------|-------|--------|---|
| REP MARLO M. OAKS | 344 | 55.04% |  |
| DEM NEIL A HANSEN | 191 | 30.56% |  |
| UFP MILES POMEROY | 42 | 6.72% |  |




UTAH SENATE DISTRICT 4

Vote For 1

| | TOTAL | VOTE % | |
|--------------------------|-------|--------|---|
| REP CALVIN RAY MUSSELMAN | 402 | 64.32% |  |




UTAH HOUSE DISTRICT 9

Vote For 1

| | TOTAL | VOTE % | |
|----------------------|-------|--------|---|
| REP JAKE SAWYER | 324 | 51.84% |  |
| DEM ANGELA CHOBERKA | 221 | 35.36% |  |
| LIB JACOB K. JOHNSON | 41 | 6.56% |  |

COUNTY COMMISSION SEAT C

Vote For 1

| | TOTAL | VOTE % | |
|------------------------|-------|--------|---|
| REP JIM HARVEY | 325 | 52.00% |  |
| DEM STEVEN VAN WAGONER | 217 | 34.72% |  |
| LIB BRIAN K ROWLEY | 45 | 7.20% |  |

COUNTY ASSESSOR

Vote For 1

| | TOTAL | VOTE % | |
|----------------------|-------|--------|---|
| REP JOHN E. ULIBARRI | 457 | 73.12% |  |

WHV13

COUNTY RECORDER / SURVEYOR

Vote For 1

| | TOTAL | VOTE % | |
|-----------------------|-------|--------|--|
| REP BAHY RAHIMZADEGAN | 445 | 71.20% | |

COUNTY TREASURER

Vote For 1

| | TOTAL | VOTE % | |
|--------------------|-------|--------|--|
| REP LYNELLE JENSEN | 457 | 73.12% | |

MATTHEW B. DURRANT

Vote For 1

| | TOTAL | VOTE % | |
|-----|-------|--------|--|
| Yes | 363 | 58.08% | |
| No | 138 | 22.08% | |

RYAN D. TENNEY

Vote For 1

| | TOTAL | VOTE % | |
|-----|-------|--------|--|
| Yes | 360 | 57.60% | |
| No | 130 | 20.80% | |

JOSEPH M. BEAN

Vote For 1

| | TOTAL | VOTE % | |
|-----|-------|--------|--|
| Yes | 369 | 59.04% | |
| No | 119 | 19.04% | |

RONALD G. RUSSELL

Vote For 1

| | TOTAL | VOTE % | |
|-----|-------|--------|--|
| Yes | 388 | 62.08% | |
| No | 105 | 16.80% | |

CRISTINA PATRICIA ORTEGA

Vote For 1

| | TOTAL | VOTE % | |
|-----|-------|--------|--|
| Yes | 389 | 62.24% | |
| No | 107 | 17.12% | |

CRAIG HALL

Vote For 1

| | TOTAL | VOTE % | |
|-----|-------|--------|--|
| Yes | 353 | 56.48% | |
| No | 134 | 21.44% | |

WHV13

MICHAEL DARIO DIREDA

Vote For 1

| | TOTAL | VOTE % | |
|-----|-------|--------|---|
| Yes | 375 | 60.00% |  |
| No | 118 | 18.88% |  |

TASHA WILLIAMS

Vote For 1

| | TOTAL | VOTE % | |
|-----|-------|--------|---|
| Yes | 392 | 62.72% |  |
| No | 97 | 15.52% |  |

CONSTITUTIONAL AMENDMENT B

Vote For 1

| | TOTAL | VOTE % | |
|---------|-------|--------|---|
| For | 434 | 69.44% |  |
| Against | 137 | 21.92% |  |

CONSTITUTIONAL AMENDMENT C

Vote For 1

| | TOTAL | VOTE % | |
|---------|-------|--------|---|
| For | 480 | 76.80% |  |
| Against | 98 | 15.68% |  |

BALLOT PROPOSITION 19

Vote For 1

| | TOTAL | VOTE % | |
|-----|-------|--------|---|
| Yes | 404 | 64.64% |  |
| No | 172 | 27.52% |  |

WHV14

Statistics TOTAL

| | |
|---------------------------|--------|
| Registered Voters - Total | 671 |
| Ballots Cast - Total | 604 |
| Voter Turnout - Total | 90.01% |

U.S. PRESIDENT / VICE PRESIDENT

Vote For 1

| | TOTAL | VOTE % | |
|-----------------------|-------|--------|--|
| REP DONALD J. TRUMP | 427 | 70.70% | |
| DEM KAMALA D. HARRIS | 154 | 25.50% | |
| LIB CHASE OLIVER | 5 | 0.83% | |
| GRN JILL STEIN | 2 | 0.33% | |
| CORNEL RONALD WEST | 1 | 0.17% | |
| LUCIFER "JUSTIN CASE" | 1 | 0.17% | |
| CON JOEL SKOUSEN | 1 | 0.17% | |
| CLAUDIA DE LA CRUZ | 0 | 0.00% | |
| Write-In Totals | 8 | 1.32% | |

U.S. SENATE

Vote For 1

| | TOTAL | VOTE % | |
|----------------------|-------|--------|--|
| REP JOHN CURTIS | 411 | 68.05% | |
| DEM CAROLINE GLEICH | 135 | 22.35% | |
| IAP CARLTON E. BOWEN | 35 | 5.79% | |
| Write-In Totals | 0 | 0.00% | |

U.S. HOUSE DISTRICT 1

Vote For 1

| | TOTAL | VOTE % | |
|----------------------|-------|--------|--|
| REP BLAKE D. MOORE | 429 | 71.03% | |
| DEM BILL CAMPBELL | 128 | 21.19% | |
| LIB DANIEL R. COTTAM | 14 | 2.32% | |

GOVERNOR / LT. GOVERNOR

Vote For 1

| | TOTAL | VOTE % | |
|----------------------|-------|--------|--|
| REP SPENCER J. COX | 387 | 64.07% | |
| DEM BRIAN SMITH KING | 106 | 17.55% | |
| LIB J. ROBERT LATHAM | 12 | 1.99% | |
| IAP TOMMY WILLIAMS | 4 | 0.66% | |
| TOM TOMENY | 1 | 0.17% | |
| Write-In Totals | 79 | 13.08% | |

WHV14

ATTORNEY GENERAL

Vote For 1

| | TOTAL | VOTE % | |
|--------------------------|-------|--------|--|
| REP DEREK BROWN | 399 | 66.06% | |
| DEM RUDY J BAUTISTA | 114 | 18.87% | |
| UUP MICHELLE QUIST | 32 | 5.30% | |
| LIB W. ANDREW MCCULLOUGH | 23 | 3.81% | |
| AUSTIN HEPWORTH | 13 | 2.15% | |

STATE AUDITOR AUDITOR

Vote For 1

| | TOTAL | VOTE % | |
|-----------------------|-------|--------|--|
| REP TINA CANNON | 418 | 69.21% | |
| DEM CATHERINE VOUTAZ | 123 | 20.36% | |
| CON JEFFREY L. OSTLER | 25 | 4.14% | |

STATE TREASURER

Vote For 1

| | TOTAL | VOTE % | |
|-------------------|-------|--------|--|
| REP MARLO M. OAKS | 424 | 70.20% | |
| DEM NEIL A HANSEN | 118 | 19.54% | |
| UFP MILES POMEROY | 27 | 4.47% | |

UTAH SENATE DISTRICT 4

Vote For 1

| | TOTAL | VOTE % | |
|--------------------------|-------|--------|--|
| REP CALVIN RAY MUSSELMAN | 449 | 74.34% | |

UTAH HOUSE DISTRICT 9

Vote For 1

| | TOTAL | VOTE % | |
|----------------------|-------|--------|--|
| REP JAKE SAWYER | 410 | 67.88% | |
| DEM ANGELA CHOBERKA | 140 | 23.18% | |
| LIB JACOB K. JOHNSON | 20 | 3.31% | |

COUNTY COMMISSION SEAT C

Vote For 1

| | TOTAL | VOTE % | |
|------------------------|-------|--------|--|
| REP JIM HARVEY | 387 | 64.07% | |
| DEM STEVEN VAN WAGONER | 158 | 26.16% | |
| LIB BRIAN K ROWLEY | 26 | 4.30% | |

COUNTY ASSESSOR

Vote For 1

| | TOTAL | VOTE % | |
|----------------------|-------|--------|--|
| REP JOHN E. ULIBARRI | 508 | 84.11% | |

WHV14

COUNTY RECORDER / SURVEYOR

Vote For 1

| | TOTAL | VOTE % | |
|-----------------------|-------|--------|--|
| REP BAHY RAHIMZADEGAN | 495 | 81.95% | |

COUNTY TREASURER

Vote For 1

| | TOTAL | VOTE % | |
|--------------------|-------|--------|--|
| REP LYNELLE JENSEN | 504 | 83.44% | |

MATTHEW B. DURRANT

Vote For 1

| | TOTAL | VOTE % | |
|-----|-------|--------|--|
| Yes | 426 | 70.53% | |
| No | 88 | 14.57% | |

RYAN D. TENNEY

Vote For 1

| | TOTAL | VOTE % | |
|-----|-------|--------|--|
| Yes | 425 | 70.36% | |
| No | 79 | 13.08% | |

JOSEPH M. BEAN

Vote For 1

| | TOTAL | VOTE % | |
|-----|-------|--------|--|
| Yes | 403 | 66.72% | |
| No | 100 | 16.56% | |

RONALD G. RUSSELL

Vote For 1

| | TOTAL | VOTE % | |
|-----|-------|--------|--|
| Yes | 426 | 70.53% | |
| No | 82 | 13.58% | |

CRISTINA PATRICIA ORTEGA

Vote For 1

| | TOTAL | VOTE % | |
|-----|-------|--------|--|
| Yes | 401 | 66.39% | |
| No | 107 | 17.72% | |

CRAIG HALL

Vote For 1

| | TOTAL | VOTE % | |
|-----|-------|--------|--|
| Yes | 412 | 68.21% | |
| No | 94 | 15.56% | |

WHV14

MICHAEL DARIO DIREDA

Vote For 1

| | TOTAL | VOTE % | |
|-----|-------|--------|---|
| Yes | 413 | 68.38% |  |
| No | 94 | 15.56% |  |

TASHA WILLIAMS

Vote For 1

| | TOTAL | VOTE % | |
|-----|-------|--------|---|
| Yes | 414 | 68.54% |  |
| No | 94 | 15.56% |  |

CONSTITUTIONAL AMENDMENT B

Vote For 1

| | TOTAL | VOTE % | |
|---------|-------|--------|---|
| For | 372 | 61.59% |  |
| Against | 189 | 31.29% |  |

CONSTITUTIONAL AMENDMENT C

Vote For 1

| | TOTAL | VOTE % | |
|---------|-------|--------|---|
| For | 471 | 77.98% |  |
| Against | 94 | 15.56% |  |

BALLOT PROPOSITION 19

Vote For 1

| | TOTAL | VOTE % | |
|-----|-------|--------|---|
| Yes | 349 | 57.78% |  |
| No | 221 | 36.59% |  |

FED01 Suppressed

| Statistics | TOTAL |
|---------------------------|-------|
| Registered Voters - Total | 0 |
| Ballots Cast - Total | 1 |
| Voter Turnout - Total | 0.00% |

U.S. PRESIDENT / VICE PRESIDENT

Vote For 1

| | TOTAL | VOTE % |
|-----------------------|-------|--------|
| REP DONALD J. TRUMP | | |
| CORNEL RONALD WEST | | |
| LUCIFER "JUSTIN CASE" | | |
| CON JOEL SKOUSEN | | |
| GRN JILL STEIN | | |
| LIB CHASE OLIVER | | |
| DEM KAMALA D. HARRIS | | |
| CLAUDIA DE LA CRUZ | | |
| Write-In Totals | | |

U.S. SENATE

Vote For 1

| | TOTAL | VOTE % |
|----------------------|-------|--------|
| IAP CARLTON E. BOWEN | | |
| REP JOHN CURTIS | | |
| DEM CAROLINE GLEICH | | |
| Write-In Totals | | |

U.S. HOUSE DISTRICT 1

Vote For 1

| | TOTAL | VOTE % |
|----------------------|-------|--------|
| DEM BILL CAMPBELL | | |
| LIB DANIEL R. COTTAM | | |
| REP BLAKE D. MOORE | | |