

STATISTICS

	TOTAL
Registered Voters - Total	41,656
Ballots Cast - Total	34,652
Voter Turnout - Total	83.19%

U.S. President and Vice President

Vote For 1

	TOTAL	VOTE %
REP TRUMP/VANCE	23,484	68.34%
DEM HARRIS/WALZ	9,560	27.82%
Write-In: Unassigned Candidates	360	1.05%
LIB OLIVER/TER MAAT	358	1.04%
CON SKOUSEN/COMBS	237	0.69%
GRN STEIN/WARE	168	0.49%
EVERYLOVE	79	0.23%
DE LA CRUZ/GARCIA	66	0.19%
WEST/ABDULLAH	36	0.10%
Write-In: PETER SONSKI / LAUREN MICHELLE ONAK	18	0.05%
Write-In: JAY J BOWMAN / DE D. BOWMAN	0	0.00%
Write-In: BUDDIE ARDEN WILKERSON	0	0.00%
Write-In: STEVE M. JOHNSON	0	0.00%
Write-In: ANDRE RAMON MC NEIL	0	0.00%
Write-In: FUTURE MADAM POTUS	0	0.00%
Write-In: SHONDRA YEVETTE IRVING	0	0.00%
Write-In Totals	378	1.10%
Not Assigned	0	0.00%
<b>Total Votes Cast</b>	<b>34,366</b>	<b>100.00%</b>

### U.S. Senate

Vote For 1

	TOTAL	VOTE %
REP JOHN CURTIS	22,984	68.29%
DEM CAROLINE GLEICH	8,140	24.19%
IAP CARLTON E. BOWEN	2,336	6.94%
Write-In: Unassigned Candidates	190	0.56%
Write-In: LAIRD FETZER HAMBLIN	6	0.02%
Write-In Totals	196	0.58%
Not Assigned	0	0.00%
Total Votes Cast	33,656	100.00%

### U.S. House District 2

Vote For 1

	TOTAL	VOTE %
REP CELESTE MALOY	22,231	67.14%
DEM NATHANIEL E WOODWARD	7,955	24.03%
CON CASSIE EASLEY	2,184	6.60%
TYLER MURSET	740	2.24%
Total Votes Cast	33,110	100.00%

### Governor and Lieutenant Governor

Vote For 1

	TOTAL	VOTE %
REP COX/HENDERSON	19,827	59.02%
DEM KING/CUMMINGS	7,104	21.15%
Write-In: PHIL LYMAN / NATALIE	4,079	12.14%
LIB LATHAM/SHORT	1,239	3.69%
IAP WILLIAMS/WILLIAMS III	989	2.94%
TOMENY/TAYLOR	224	0.67%
Write-In: Unassigned Candidates	84	0.25%
Write-In: CHARLIE TAUTUAA / SYLVIA	45	0.13%
Write-In Totals	4,208	12.53%
Not Assigned	0	0.00%
<b>Total Votes Cast</b>	<b>33,591</b>	<b>100.00%</b>

### Attorney General

Vote For 1

	TOTAL	VOTE %
REP DEREK BROWN	21,064	64.64%
DEM RUDY J BAUTISTA	7,316	22.45%
UUP MICHELLE QUIST	1,623	4.98%
LIB W. ANDREW MCCULLOUGH	1,347	4.13%
AUSTIN HEPWORTH	1,239	3.80%
<b>Total Votes Cast</b>	<b>32,589</b>	<b>100.00%</b>

### State Auditor

Vote For 1

	TOTAL	VOTE %
REP TINA CANNON	22,176	68.85%
DEM CATHERINE VOUTAZ	7,740	24.03%
CON JEFFREY L. OSTLER	2,293	7.12%
Total Votes Cast	32,209	100.00%

### State Treasurer

Vote For 1

	TOTAL	VOTE %
REP MARLO M. OAKS	22,953	71.57%
DEM NEIL A HANSEN	7,403	23.08%
UFP MILES POMEROY	1,715	5.35%
Total Votes Cast	32,071	100.00%

### State House District 28

Vote For 1

	TOTAL	VOTE %
REP NICHOLEEN P. PECK	11,863	68.94%
DEM FRED L BAKER	5,344	31.06%
Total Votes Cast	17,207	100.00%

### State House District 29

Vote For 1

	TOTAL	VOTE %
REP BRIDGER BOLINDER	11,403	76.71%
DEM RON DRAPER	3,463	23.29%
Total Votes Cast	14,866	100.00%

### State School Board 10

Vote For 1

	TOTAL	VOTE %
REP MATT HYMAS	22,394	70.09%
DEM DEBORAH L. GATRELL	9,555	29.91%
Total Votes Cast	31,949	100.00%

### County Council - District 1

Vote For 1

	TOTAL	VOTE %
REP SCOTT WARDLE	4,320	100.00%
Total Votes Cast	4,320	100.00%

### County Council - District 3

Vote For 1

	TOTAL	VOTE %
REP TYE L HOFFMANN	4,913	100.00%
Total Votes Cast	4,913	100.00%

### County Council - District 4

Vote For 1

	TOTAL	VOTE %
REP JARED S. HAMNER	5,571	100.00%
Total Votes Cast	5,571	100.00%

### County Assessor

Vote For 1

	TOTAL	VOTE %
REP JOY L. PETERS	24,918	100.00%
Total Votes Cast	24,918	100.00%

### County Recorder/Surveyor

Vote For 1

	TOTAL	VOTE %
REP JERRY M HOUGHTON	24,636	100.00%
Total Votes Cast	24,636	100.00%

### County Treasurer

Vote For 1

	TOTAL	VOTE %
REP MICHAEL J. JENSEN	25,054	100.00%
Total Votes Cast	25,054	100.00%

### Local School Board District 1

Vote For 1

	TOTAL	VOTE %
ROBERT (BOB) HOWARD GOWANS	2,589	100.00%
Total Votes Cast	2,589	100.00%

### Local School Board District 2

Vote For 1

	TOTAL	VOTE %
TODD C THOMPSON	2,117	51.04%
JULIA HOLT	2,031	48.96%
Total Votes Cast	4,148	100.00%

### Local School Board District 3

Vote For 1

	TOTAL	VOTE %
SCOTT BRYAN	2,968	100.00%
Total Votes Cast	2,968	100.00%

Local School Board District 4

Vote For 1

	TOTAL	VOTE %
VALAREE ALLEN SHIELDS	2,565	59.51%
RANDALL SCOTT QUAREZ	1,745	40.49%
Total Votes Cast	4,310	100.00%

MATTHEW B. DURRANT Judicial Retention

Vote For 1

	TOTAL	VOTE %
YES	20,610	74.63%
NO	7,006	25.37%
Total Votes Cast	27,616	100.00%

RYAN D. TENNEY Judicial Retention

Vote For 1

	TOTAL	VOTE %
YES	20,228	73.46%
NO	7,309	26.54%
Total Votes Cast	27,537	100.00%

HEATHER ANNETTE BRERETON Judicial Retention

Vote For 1

	TOTAL	VOTE %
YES	19,743	71.59%
NO	7,833	28.41%
Total Votes Cast	27,576	100.00%



TERESA LYNN WELCH Judicial Retention

Vote For 1

	TOTAL	VOTE %
YES	20,406	73.96%
NO	7,186	26.04%
Total Votes Cast	27,592	100.00%

KRISTINE EDDE JOHNSON Judicial Retention

Vote For 1

	TOTAL	VOTE %
YES	19,522	71.04%
NO	7,960	28.96%
Total Votes Cast	27,482	100.00%

WILLIAM K. KENDALL Judicial Retention

Vote For 1

	TOTAL	VOTE %
YES	20,082	73.13%
NO	7,380	26.87%
Total Votes Cast	27,462	100.00%

LAURA S. SCOTT Judicial Retention

Vote For 1

	TOTAL	VOTE %
YES	20,463	74.52%
NO	6,995	25.48%
Total Votes Cast	27,458	100.00%

**JAMES D. GARDNER Judicial Retention**

Vote For 1

	TOTAL	VOTE %
YES	20,359	74.18%
NO	7,086	25.82%
Total Votes Cast	27,445	100.00%

**KARA LEA PETTIT Judicial Retention**

Vote For 1

	TOTAL	VOTE %
YES	19,311	70.46%
NO	8,096	29.54%
Total Votes Cast	27,407	100.00%

**LELAND DOUGLAS HOGAN Judicial Retention**

Vote For 1

	TOTAL	VOTE %
YES	20,764	74.43%
NO	7,135	25.57%
Total Votes Cast	27,899	100.00%

**TUPAKK AMARU GUSTAVO RENTERIA Judicial Retention**

Vote For 1

	TOTAL	VOTE %
YES	19,765	71.91%
NO	7,720	28.09%
Total Votes Cast	27,485	100.00%

**ANNETTE T. JAN Judicial Retention**

Vote For 1

	TOTAL	VOTE %
YES	20,476	74.86%
NO	6,878	25.14%
Total Votes Cast	27,354	100.00%

**ELIZABETH MARIE KNIGHT Judicial Retention**

Vote For 1

	TOTAL	VOTE %
YES	20,747	75.87%
NO	6,597	24.13%
Total Votes Cast	27,344	100.00%

**MONICA DIAZ Judicial Retention**

Vote For 1

	TOTAL	VOTE %
YES	20,192	74.22%
NO	7,014	25.78%
Total Votes Cast	27,206	100.00%

**Constitutional Amendment B**

Vote For 1

	TOTAL	VOTE %
FOR	20,522	63.79%
AGAINST	11,649	36.21%
Total Votes Cast	32,171	100.00%

Constitutional Amendment C

Vote For 1

	TOTAL	VOTE %
FOR	27,976	86.44%
AGAINST	4,387	13.56%
Total Votes Cast	32,363	100.00%



TRACY SHAW – TOOELE COUNTY CLERK  
47 South Main Street, Tooele, Utah 84074  
tracy.shaw@tooeleco.gov  
435-843-3140 / Fax 435-882-7317

## Election Canvass Affidavit

STATE OF UTAH )

: ss

COUNTY OF TOOELE )

I, Tracy Shaw, being sworn as the Election Officer of Tooele County, do hereby state the following:

The attached results from the 2024 General Election are true and correct to the best of my knowledge;

The 2024 General Election was conducted in compliance with the rules and regulations for ballot security as outlined by the Lieutenant Governor’s Office;


And the Clerk’s office maintains the voter registration database in accordance with federal and state laws and rules.



Tracy Shaw  
Tooele County Clerk

SUBSCRIBED AND SWORN to before me by Tracy Shaw, on this 19 day of November, 2024.

\_\_\_\_\_  
Notary Public Signature



My Commission Expires:  
3/26/2025

# 2024 General Election Post-Canvass Report, Tooele County

Prepared by Tracy Shaw, Tooele County Clerk  
November 19, 2024


As required by State code, the following documents outline the Post-Canvass Report of the 2024 General Election:

1. Lt. Governor's Office Canvass Template – Outlines ballots counted/not counted and status.
2. Statement of Votes Cast – Full election results by precinct can be found at [this link](#).  
Or on website: Tooele County Elections > Election Results
3. Ballot Reconciliation – Report outlining full election ballots scanned vs vote history found at [this link](#).  
Or on website: Tooele County Elections > Election Results > Ballot Processing Stats > Reconciliation
4. Election Affidavit – Clerk affirmation of security and accuracy.
5. Election Results Summary – Provides an outline of the ballots counted and the names of all candidates appearing on the ballot.


We, the Board of Canvassers, declare the election certified:


  
Jared Hamner (date) 11/19/2024

  
Kendall Thomas (date) 11.19.24

  
Tye Hoffmann (date) 11/19/24

  
Joy Peters (date) 11-19-2024

  
~~Paul Wimmer~~  
Erik Stromberg (date) 11/19/24

  
Tracy Shaw (date) 11-19-24

# Tooele County Canvass Statistics

5-Nov-24

Fill in  
canv

## Section 1 - Ballot Statistics

1A	83.2%	Voter Turnout
1B	41,656	Active voters (as of the voter registration deadline)
1C	30992	Number of counted ballots (Mail or Drop Box)
1D	2535	Number of counted ballots (In-person)
1E	144	Number of ballots that were returned electronically (UOCAVA/disability)
1F	981	Number of counted ballots (Provisional)
1G	34652	Total number of ballots counted
1H	No	Does total ballots counted match the number of voters given vote history in VISTA
1I	8	If no, what is the difference
1L	Explain:	2 envelopes contained 23G ballots 2 fleeing voters Several same day registration envelopes contained no ballots Vote Center check in errors

## Section 2: Challenged and Uncounted Ballot Statistics

2A	222	Number of envelopes with a signature that does not match the voter's signature
2B	22	Number of unsigned envelopes
2C	0	Number of challenged ballots for other curable reasons
2D	569	Total number of ballots that were challenged (cured and not cured combined)
2E	244	Total number of curable that were not cured
2F	42.9%	Percentage of curable ballots that were not cured
2G	1	Total number of ballots where the voter submitted a disability affidavit*

## Section 3: Rejected ballot statistics (ballots that cannot be cured)

3A	37	Number of ballots that were returned after the postmark deadline
3B	6	Number of ballots rejected for other non-curable reasons
3C	43	Total number of rejected that were not curable
3D	1.0%	Percentage of ballots that were returned as undeliverable

## Section 4: Provisional ballot statistics

4A	1030	Number of provisional ballots issued
4B	981	Number of provisional ballots counted
4C	49	Total Number of provisional ballots not counted
4D	1	Already Voted
4E	0	Insufficient ID
4F	5	Unsigned
4G	15	Incomplete Form
4H	28	Other
4I	95.2%	Percentage of provisionals that were counted
4J	998	Number of provisional ballots that are same-day registration

## Section 5: County Clerk Certification

Tracy Shaw  
Tooele County

I certify that the information contained in this report is true and accurate.

This report must be sent to [elections@utah.gov](mailto:elections@utah.gov) upon completion of the canvass



# Canvass - Audit Certification Report

County: Tooele

Election: 2024 General

Batches: 145, 151, 230, 289,  
392, 512, 600, ED11

## Paper Ballot Audit Summary

1. Number of paper ballots processed: 33722
2. Number of ballots audited: 371
3. List the contests on the ballot that were audited:

Resident / VP  
Gov / Lt. Gov  
House 28

Amend. B

Were there any differences between the tabulation software and the votes marked on the paper ballots?

Yes  No (\*If YES, please attach an explanation of any inconsistencies)

## DRE Machine Audit Summary (complete only if applicable)

1. Number of voting machines used in the election: \_\_\_\_\_
2. Number of polling places used for the election: \_\_\_\_\_
3. Number of voting machines audited: \_\_\_\_\_
4. Were tamper-evident seals affixed to all journal tape canisters?  Yes  No  
*(\*If no, please attach copies of the journal tape logs for the applicable canisters)*
5. Did all machine serial numbers match when the canisters were installed and removed?  Yes  No  
*(\*If no, please attach copies of the journal tape logs for the applicable canisters)*
6. Did any tape seals on the journal tape canisters show evidence of tampering?  Yes  No  
*(\*If yes, please attach copies of the logs for the applicable canisters)*
7. Were there any differences between the machine results and hand-counted results for any audited machine?  Yes  No *(\*If yes, please attach copies of the hand count logs for the applicable canisters)*

## Signature Affidavit Audit Summary

Total number of signature affidavits audited: 613

Did the signature audit reveal any inconsistencies between a signature's initial verification and the audit?  
 Yes  No (\*If YES, please attach an explanation of any inconsistencies)

1 sig was challenged & voting credit removed. Sent to cure.



**Clerk Certification – to be completed before the canvass**

Yes  No I certify that I have reviewed the number of vote histories recorded in VISTA and they closely match the number of ballots cast in my county during this election.

Number of ballots counted: 33722

Number of vote histories: 33716

Difference: 6

Explain any differences: 2 envelopes had 236 ballots

2 fleeing voters


At least 2 Same Day didn't have ballots.

We are still processing provisions, so we're still identifying errors.

Yes  No I certify that I have properly maintained the voter list in accordance with state and federal laws (20A-3a-404(2)).

Yes  No I complied with the requirements of the software validation rule R623-7: "before using any voting equipment, and before each election, the election officer shall verify that the firmware version on any voting equipment matches the firmware version that is certified by the EAC."

County Clerk Signature:



Date: 11-13-24

**Auditor's Affidavit**

I have performed the post-election audit, reviewed the number of ballots required by the State of Utah Lt. Governor's Office, and find this report to be accurate and approved.

Election Auditor #1 Signature  Date 11-13-24

Election Auditor #2 Signature  Date 11-13-24

#3 Signature:  Date: 11-13-24

DG01

STATISTICS

	TOTAL
Registered Voters - Total	121
Ballots Cast - Total	106
Voter Turnout - Total	87.60%

U.S. President and Vice President

Vote For 1

	TOTAL	VOTE %
REP TRUMP/VANCE	74	69.81%
DEM HARRIS/WALZ	30	28.30%
GRN STEIN/WARE	1	0.94%
LIB OLIVER/TER MAAT	1	0.94%
WEST/ABDULLAH	0	0.00%
EVERYLOVE	0	0.00%
CON SKOUSEN/COMBS	0	0.00%
DE LA CRUZ/GARCIA	0	0.00%
Write-In: JAY J BOWMAN / DE D.	0	0.00%
Write-In: BUDDIE ARDEN WILKERSON	0	0.00%
Write-In: STEVE M. JOHNSON	0	0.00%
Write-In: ANDRE RAMON MC NEIL	0	0.00%
Write-In: PETER SONSKI / LAUREN MICHELLE ONAK	0	0.00%
Write-In: FUTURE MADAM POTUS	0	0.00%
Write-In: SHONDRA YEVETTE IRVING	0	0.00%
Write-In: Unassigned Candidates	0	0.00%
Write-In Totals	0	0.00%
Not Assigned	0	0.00%
<b>Total Votes Cast</b>	<b>106</b>	<b>100.00%</b>

DG01

U.S. Senate

Vote For 1

---

	TOTAL	VOTE %
REP JOHN CURTIS	72	69.23%
DEM CAROLINE GLEICH	26	25.00%
IAP CARLTON E. BOWEN	5	4.81%
Write-In: Unassigned Candidates	1	0.96%
Write-In: LAIRD FETZER HAMBLIN	0	0.00%
Write-In Totals	1	0.96%
Not Assigned	0	0.00%
Total Votes Cast	104	100.00%

U.S. House District 2

Vote For 1

---

	TOTAL	VOTE %
REP CELESTE MALOY	67	65.69%
DEM NATHANIEL E WOODWARD	28	27.45%
TYLER MURSET	4	3.92%
CON CASSIE EASLEY	3	2.94%
Total Votes Cast	102	100.00%

DG01

Governor and Lieutenant Governor

Vote For 1

---

	TOTAL	VOTE %
REP COX/HENDERSON	61	58.65%
DEM KING/CUMMINGS	25	24.04%
Write-In: PHIL LYMAN / NATALIE	6	5.77%
LIB LATHAM/SHORT	5	4.81%
TOMENY/TAYLOR	4	3.85%
IAP WILLIAMS/WILLIAMS III	3	2.88%
Write-In: Unassigned Candidates	0	0.00%
Write-In: CHARLIE TAUTUAA / SYLVIA MIERA FISK	0	0.00%
Write-In Totals	6	5.77%
Not Assigned	0	0.00%
<b>Total Votes Cast</b>	<b>104</b>	<b>100.00%</b>

Attorney General

Vote For 1

---

	TOTAL	VOTE %
REP DEREK BROWN	63	63.00%
DEM RUDY J BAUTISTA	23	23.00%
AUSTIN HEPWORTH	6	6.00%
LIB W. ANDREW MCCULLOUGH	5	5.00%
UUP MICHELLE QUIST	3	3.00%
<b>Total Votes Cast</b>	<b>100</b>	<b>100.00%</b>

DG01

State Auditor

Vote For 1

---

	TOTAL	VOTE %
REP TINA CANNON	69	72.63%
DEM CATHERINE VOUTAZ	21	22.11%
CON JEFFREY L. OSTLER	5	5.26%
Total Votes Cast	95	100.00%

State Treasurer

Vote For 1

---

	TOTAL	VOTE %
REP MARLO M. OAKS	70	70.71%
DEM NEIL A HANSEN	24	24.24%
UFP MILES POMEROY	5	5.05%
Total Votes Cast	99	100.00%

State House District 29

Vote For 1

---

	TOTAL	VOTE %
REP BRIDGER BOLINDER	69	71.13%
DEM RON DRAPER	28	28.87%
Total Votes Cast	97	100.00%

State School Board 10

Vote For 1

---

	TOTAL	VOTE %
REP MATT HYMAS	73	73.00%
DEM DEBORAH L. GATRELL	27	27.00%
Total Votes Cast	100	100.00%

DG01

County Assessor

Vote For 1

---

	TOTAL	VOTE %
REP JOY L. PETERS	78	100.00%
Total Votes Cast	78	100.00%

County Recorder/Surveyor

Vote For 1

---

	TOTAL	VOTE %
REP JERRY M HOUGHTON	77	100.00%
Total Votes Cast	77	100.00%

County Treasurer

Vote For 1

---

	TOTAL	VOTE %
REP MICHAEL J. JENSEN	78	100.00%
Total Votes Cast	78	100.00%

MATTHEW B. DURRANT Judicial Retention

Vote For 1

---

	TOTAL	VOTE %
YES	63	77.78%
NO	18	22.22%
Total Votes Cast	81	100.00%

DG01

**RYAN D. TENNEY Judicial Retention**

Vote For 1

---

	TOTAL	VOTE %
YES	62	77.50%
NO	18	22.50%
Total Votes Cast	80	100.00%

**HEATHER ANNETTE BRERETON Judicial Retention**

Vote For 1

---

	TOTAL	VOTE %
YES	64	81.01%
NO	15	18.99%
Total Votes Cast	79	100.00%

**TERESA LYNN WELCH Judicial Retention**

Vote For 1

---

	TOTAL	VOTE %
YES	65	84.42%
NO	12	15.58%
Total Votes Cast	77	100.00%

**KRISTINE EDDE JOHNSON Judicial Retention**

Vote For 1

---

	TOTAL	VOTE %
YES	64	81.01%
NO	15	18.99%
Total Votes Cast	79	100.00%



DG01

WILLIAM K. KENDALL Judicial Retention

Vote For 1

---

	TOTAL	VOTE %
YES	61	77.22%
NO	18	22.78%
Total Votes Cast	79	100.00%

LAURA S. SCOTT Judicial Retention

Vote For 1

---

	TOTAL	VOTE %
YES	67	85.90%
NO	11	14.10%
Total Votes Cast	78	100.00%

JAMES D. GARDNER Judicial Retention

Vote For 1

---

	TOTAL	VOTE %
YES	61	79.22%
NO	16	20.78%
Total Votes Cast	77	100.00%

KARA LEA PETTIT Judicial Retention

Vote For 1

---

	TOTAL	VOTE %
YES	63	80.77%
NO	15	19.23%
Total Votes Cast	78	100.00%

DG01

LELAND DOUGLAS HOGAN Judicial Retention

Vote For 1

---

	TOTAL	VOTE %
YES	63	78.75%
NO	17	21.25%
Total Votes Cast	80	100.00%

TUPAKK AMARU GUSTAVO RENTERIA Judicial Retention

Vote For 1

---

	TOTAL	VOTE %
YES	66	82.50%
NO	14	17.50%
Total Votes Cast	80	100.00%

ANNETTE T. JAN Judicial Retention

Vote For 1

---

	TOTAL	VOTE %
YES	66	84.62%
NO	12	15.38%
Total Votes Cast	78	100.00%

ELIZABETH MARIE KNIGHT Judicial Retention

Vote For 1

---

	TOTAL	VOTE %
YES	66	85.71%
NO	11	14.29%
Total Votes Cast	77	100.00%

DG01

MONICA DIAZ Judicial Retention

Vote For 1

---

	TOTAL	VOTE %
YES	62	80.52%
NO	15	19.48%
Total Votes Cast	77	100.00%

Constitutional Amendment B

Vote For 1

---

	TOTAL	VOTE %
FOR	75	76.53%
AGAINST	23	23.47%
Total Votes Cast	98	100.00%

Constitutional Amendment C

Vote For 1

---

	TOTAL	VOTE %
FOR	89	89.90%
AGAINST	10	10.10%
Total Votes Cast	99	100.00%

DG02

STATISTICS

	TOTAL
Registered Voters - Total	20
Ballots Cast - Total	26
Voter Turnout - Total	130.00%

U.S. President and Vice President

Vote For 1

	TOTAL	VOTE %
REP TRUMP/VANCE	19	73.08%
DEM HARRIS/WALZ	6	23.08%
LIB OLIVER/TER MAAT	1	3.85%
WEST/ABDULLAH	0	0.00%
EVERYLOVE	0	0.00%
CON SKOUSEN/COMBS	0	0.00%
GRN STEIN/WARE	0	0.00%
DE LA CRUZ/GARCIA	0	0.00%
Write-In: JAY J BOWMAN / DE D.	0	0.00%
Write-In: BUDDIE ARDEN WILKERSON	0	0.00%
Write-In: STEVE M. JOHNSON	0	0.00%
Write-In: ANDRE RAMON MC NEIL	0	0.00%
Write-In: PETER SONSKI / LAUREN MICHELLE ONAK	0	0.00%
Write-In: FUTURE MADAM POTUS	0	0.00%
Write-In: SHONDRA YEVETTE IRVING	0	0.00%
Write-In: Unassigned Candidates	0	0.00%
Write-In Totals	0	0.00%
Not Assigned	0	0.00%
<b>Total Votes Cast</b>	<b>26</b>	<b>100.00%</b>

DG02

U.S. Senate

Vote For 1

---

	TOTAL	VOTE %
REP JOHN CURTIS	19	76.00%
DEM CAROLINE GLEICH	5	20.00%
Write-In: Unassigned Candidates	1	4.00%
IAP CARLTON E. BOWEN	0	0.00%
Write-In: LAIRD FETZER HAMBLIN	0	0.00%
Write-In Totals	1	4.00%
Not Assigned	0	0.00%
<b>Total Votes Cast</b>	<b>25</b>	<b>100.00%</b>

U.S. House District 2

Vote For 1

---

	TOTAL	VOTE %
REP CELESTE MALOY	15	60.00%
DEM NATHANIEL E WOODWARD	6	24.00%
CON CASSIE EASLEY	4	16.00%
TYLER MURSET	0	0.00%
<b>Total Votes Cast</b>	<b>25</b>	<b>100.00%</b>

DG02

Governor and Lieutenant Governor

Vote For 1

---

	TOTAL	VOTE %
REP COX/HENDERSON	18	72.00%
DEM KING/CUMMINGS	4	16.00%
LIB LATHAM/SHORT	2	8.00%
Write-In: PHIL LYMAN / NATALIE	1	4.00%
IAP WILLIAMS/WILLIAMS III	0	0.00%
TOMENY/TAYLOR	0	0.00%
Write-In: Unassigned Candidates	0	0.00%
Write-In: CHARLIE TAUTUAA / SYLVIA MIERA FISK	0	0.00%
Write-In Totals	1	4.00%
Not Assigned	0	0.00%
<b>Total Votes Cast</b>	<b>25</b>	<b>100.00%</b>

Attorney General

Vote For 1

---

	TOTAL	VOTE %
REP DEREK BROWN	17	68.00%
DEM RUDY J BAUTISTA	5	20.00%
UUP MICHELLE QUIST	2	8.00%
LIB W. ANDREW MCCULLOUGH	1	4.00%
AUSTIN HEPWORTH	0	0.00%
<b>Total Votes Cast</b>	<b>25</b>	<b>100.00%</b>

DG02

State Auditor

Vote For 1

---

	TOTAL	VOTE %
REP TINA CANNON	17	68.00%
DEM CATHERINE VOUTAZ	7	28.00%
CON JEFFREY L. OSTLER	1	4.00%
Total Votes Cast	25	100.00%

State Treasurer

Vote For 1

---

	TOTAL	VOTE %
REP MARLO M. OAKS	19	76.00%
DEM NEIL A HANSEN	6	24.00%
UFP MILES POMEROY	0	0.00%
Total Votes Cast	25	100.00%

State House District 29

Vote For 1

---

	TOTAL	VOTE %
REP BRIDGER BOLINDER	18	75.00%
DEM RON DRAPER	6	25.00%
Total Votes Cast	24	100.00%

State School Board 10

Vote For 1

---

	TOTAL	VOTE %
REP MATT HYMAS	17	68.00%
DEM DEBORAH L. GATRELL	8	32.00%
Total Votes Cast	25	100.00%

DG02

County Assessor

Vote For 1

---

	TOTAL	VOTE %
REP JOY L. PETERS	22	100.00%
Total Votes Cast	22	100.00%

County Recorder/Surveyor

Vote For 1

---

	TOTAL	VOTE %
REP JERRY M HOUGHTON	22	100.00%
Total Votes Cast	22	100.00%

County Treasurer

Vote For 1

---

	TOTAL	VOTE %
REP MICHAEL J. JENSEN	22	100.00%
Total Votes Cast	22	100.00%

MATTHEW B. DURRANT Judicial Retention

Vote For 1

---

	TOTAL	VOTE %
YES	18	78.26%
NO	5	21.74%
Total Votes Cast	23	100.00%



DG02

**RYAN D. TENNEY Judicial Retention**

Vote For 1

---

	TOTAL	VOTE %
YES	19	82.61%
NO	4	17.39%
Total Votes Cast	23	100.00%

**HEATHER ANNETTE BRERETON Judicial Retention**

Vote For 1

---

	TOTAL	VOTE %
YES	16	66.67%
NO	8	33.33%
Total Votes Cast	24	100.00%

**TERESA LYNN WELCH Judicial Retention**

Vote For 1

---

	TOTAL	VOTE %
YES	18	78.26%
NO	5	21.74%
Total Votes Cast	23	100.00%

**KRISTINE EDDE JOHNSON Judicial Retention**

Vote For 1

---

	TOTAL	VOTE %
YES	17	73.91%
NO	6	26.09%
Total Votes Cast	23	100.00%

DG02

WILLIAM K. KENDALL Judicial Retention

Vote For 1

---

	TOTAL	VOTE %
YES	18	78.26%
NO	5	21.74%
Total Votes Cast	23	100.00%

LAURA S. SCOTT Judicial Retention

Vote For 1

---

	TOTAL	VOTE %
YES	19	82.61%
NO	4	17.39%
Total Votes Cast	23	100.00%

JAMES D. GARDNER Judicial Retention

Vote For 1

---

	TOTAL	VOTE %
YES	18	78.26%
NO	5	21.74%
Total Votes Cast	23	100.00%

KARA LEA PETTIT Judicial Retention

Vote For 1

---

	TOTAL	VOTE %
YES	16	69.57%
NO	7	30.43%
Total Votes Cast	23	100.00%

DG02

LELAND DOUGLAS HOGAN Judicial Retention

Vote For 1

---

	TOTAL	VOTE %
YES	18	78.26%
NO	5	21.74%
Total Votes Cast	23	100.00%

TUPAKK AMARU GUSTAVO RENTERIA Judicial Retention

Vote For 1

---

	TOTAL	VOTE %
YES	16	69.57%
NO	7	30.43%
Total Votes Cast	23	100.00%

ANNETTE T. JAN Judicial Retention

Vote For 1

---

	TOTAL	VOTE %
YES	19	82.61%
NO	4	17.39%
Total Votes Cast	23	100.00%

ELIZABETH MARIE KNIGHT Judicial Retention

Vote For 1

---

	TOTAL	VOTE %
YES	18	78.26%
NO	5	21.74%
Total Votes Cast	23	100.00%

DG02

MONICA DIAZ Judicial Retention

Vote For 1

---

	TOTAL	VOTE %
YES	17	77.27%
NO	5	22.73%
Total Votes Cast	22	100.00%

Constitutional Amendment B

Vote For 1

---

	TOTAL	VOTE %
FOR	18	72.00%
AGAINST	7	28.00%
Total Votes Cast	25	100.00%

Constitutional Amendment C

Vote For 1

---

	TOTAL	VOTE %
FOR	24	96.00%
AGAINST	1	4.00%
Total Votes Cast	25	100.00%

EC01

STATISTICS

	TOTAL
Registered Voters - Total	406
Ballots Cast - Total	342
Voter Turnout - Total	84.24%

U.S. President and Vice President

Vote For 1

	TOTAL	VOTE %
REP TRUMP/VANCE	242	71.60%
DEM HARRIS/WALZ	85	25.15%
Write-In: Unassigned Candidates	8	2.37%
LIB OLIVER/TER MAAT	2	0.59%
EVERYLOVE	1	0.30%
WEST/ABDULLAH	0	0.00%
CON SKOUSEN/COMBS	0	0.00%
GRN STEIN/WARE	0	0.00%
DE LA CRUZ/GARCIA	0	0.00%
Write-In: JAY J BOWMAN / DE D.	0	0.00%
Write-In: BUDDIE ARDEN WILKERSON	0	0.00%
Write-In: STEVE M. JOHNSON	0	0.00%
Write-In: ANDRE RAMON MC NEIL	0	0.00%
Write-In: PETER SONSKI / LAUREN MICHELLE ONAK	0	0.00%
Write-In: FUTURE MADAM POTUS	0	0.00%
Write-In: SHONDRA YEVETTE IRVING	0	0.00%
Write-In Totals	8	2.37%
Not Assigned	0	0.00%
<b>Total Votes Cast</b>	<b>338</b>	<b>100.00%</b>

EC01

U.S. Senate

Vote For 1

---

	TOTAL	VOTE %
REP JOHN CURTIS	232	70.09%
DEM CAROLINE GLEICH	79	23.87%
IAP CARLTON E. BOWEN	19	5.74%
Write-In: Unassigned Candidates	1	0.30%
Write-In: LAIRD FETZER HAMBLIN	0	0.00%
Write-In Totals	1	0.30%
Not Assigned	0	0.00%
Total Votes Cast	331	100.00%

U.S. House District 2

Vote For 1

---

	TOTAL	VOTE %
REP CELESTE MALOY	223	68.83%
DEM NATHANIEL E WOODWARD	79	24.38%
CON CASSIE EASLEY	19	5.86%
TYLER MURSET	3	0.93%
Total Votes Cast	324	100.00%

EC01

Governor and Lieutenant Governor

Vote For 1

---

	TOTAL	VOTE %
REP COX/HENDERSON	194	59.69%
DEM KING/CUMMINGS	77	23.69%
Write-In: PHIL LYMAN / NATALIE	26	8.00%
LIB LATHAM/SHORT	12	3.69%
IAP WILLIAMS/WILLIAMS III	11	3.38%
TOMENY/TAYLOR	3	0.92%
Write-In: Unassigned Candidates	1	0.31%
Write-In: CHARLIE TAUTUAA / SYLVIA MIERA FISK	1	0.31%
Write-In Totals	28	8.62%
Not Assigned	0	0.00%
<b>Total Votes Cast</b>	<b>325</b>	<b>100.00%</b>

Attorney General

Vote For 1

---

	TOTAL	VOTE %
REP DEREK BROWN	203	64.24%
DEM RUDY J BAUTISTA	73	23.10%
LIB W. ANDREW MCCULLOUGH	17	5.38%
UUP MICHELLE QUIST	14	4.43%
AUSTIN HEPWORTH	9	2.85%
<b>Total Votes Cast</b>	<b>316</b>	<b>100.00%</b>

EC01

State Auditor

Vote For 1

---

	TOTAL	VOTE %
REP TINA CANNON	225	71.43%
DEM CATHERINE VOUTAZ	70	22.22%
CON JEFFREY L. OSTLER	20	6.35%
Total Votes Cast	315	100.00%

State Treasurer

Vote For 1

---

	TOTAL	VOTE %
REP MARLO M. OAKS	229	72.70%
DEM NEIL A HANSEN	74	23.49%
UFP MILES POMEROY	12	3.81%
Total Votes Cast	315	100.00%

State House District 28

Vote For 1

---

	TOTAL	VOTE %
REP NICHOLEEN P. PECK	240	77.67%
DEM FRED L BAKER	69	22.33%
Total Votes Cast	309	100.00%

State School Board 10

Vote For 1

---

	TOTAL	VOTE %
REP MATT HYMAS	216	70.13%
DEM DEBORAH L. GATRELL	92	29.87%
Total Votes Cast	308	100.00%



EC01

County Council - District 3

Vote For 1

---

	TOTAL	VOTE %
REP TYE L HOFFMANN	237	100.00%
Total Votes Cast	237	100.00%

County Assessor

Vote For 1

---

	TOTAL	VOTE %
REP JOY L. PETERS	234	100.00%
Total Votes Cast	234	100.00%

County Recorder/Surveyor

Vote For 1

---

	TOTAL	VOTE %
REP JERRY M HOUGHTON	233	100.00%
Total Votes Cast	233	100.00%

County Treasurer

Vote For 1

---

	TOTAL	VOTE %
REP MICHAEL J. JENSEN	237	100.00%
Total Votes Cast	237	100.00%

Local School Board District 3

Vote For 1

---

	TOTAL	VOTE %
SCOTT BRYAN	213	100.00%
Total Votes Cast	213	100.00%

EC01

**MATTHEW B. DURRANT** Judicial Retention

Vote For 1

---

	TOTAL	VOTE %
YES	175	70.56%
NO	73	29.44%
Total Votes Cast	248	100.00%

**RYAN D. TENNEY** Judicial Retention

Vote For 1

---

	TOTAL	VOTE %
YES	175	71.14%
NO	71	28.86%
Total Votes Cast	246	100.00%

**HEATHER ANNETTE BRERETON** Judicial Retention

Vote For 1

---

	TOTAL	VOTE %
YES	171	70.08%
NO	73	29.92%
Total Votes Cast	244	100.00%

**TERESA LYNN WELCH** Judicial Retention

Vote For 1

---

	TOTAL	VOTE %
YES	184	71.04%
NO	75	28.96%
Total Votes Cast	259	100.00%

EC01

KRISTINE EDDE JOHNSON Judicial Retention

Vote For 1

---

	TOTAL	VOTE %
YES	169	69.26%
NO	75	30.74%
Total Votes Cast	244	100.00%

WILLIAM K. KENDALL Judicial Retention

Vote For 1

---

	TOTAL	VOTE %
YES	172	69.92%
NO	74	30.08%
Total Votes Cast	246	100.00%

LAURA S. SCOTT Judicial Retention

Vote For 1

---

	TOTAL	VOTE %
YES	169	69.26%
NO	75	30.74%
Total Votes Cast	244	100.00%

JAMES D. GARDNER Judicial Retention

Vote For 1

---

	TOTAL	VOTE %
YES	175	70.85%
NO	72	29.15%
Total Votes Cast	247	100.00%

EC01

KARA LEA PETTIT Judicial Retention

Vote For 1

---

	TOTAL	VOTE %
YES	165	67.35%
NO	80	32.65%
Total Votes Cast	245	100.00%

LELAND DOUGLAS HOGAN Judicial Retention

Vote For 1

---

	TOTAL	VOTE %
YES	190	74.22%
NO	66	25.78%
Total Votes Cast	256	100.00%

TUPAKK AMARU GUSTAVO RENTERIA Judicial Retention

Vote For 1

---

	TOTAL	VOTE %
YES	163	66.53%
NO	82	33.47%
Total Votes Cast	245	100.00%

ANNETTE T. JAN Judicial Retention

Vote For 1

---

	TOTAL	VOTE %
YES	176	72.13%
NO	68	27.87%
Total Votes Cast	244	100.00%

EC01

**ELIZABETH MARIE KNIGHT Judicial Retention**

Vote For 1

---

	TOTAL	VOTE %
YES	179	73.36%
NO	65	26.64%
Total Votes Cast	244	100.00%

**MONICA DIAZ Judicial Retention**

Vote For 1

---

	TOTAL	VOTE %
YES	170	69.96%
NO	73	30.04%
Total Votes Cast	243	100.00%

**Constitutional Amendment B**

Vote For 1

---

	TOTAL	VOTE %
FOR	187	61.72%
AGAINST	116	38.28%
Total Votes Cast	303	100.00%

**Constitutional Amendment C**

Vote For 1

---

	TOTAL	VOTE %
FOR	268	85.62%
AGAINST	45	14.38%
Total Votes Cast	313	100.00%

EC02:1 Suppressed

STATISTICS

	TOTAL
Registered Voters - Total	3
Ballots Cast - Total	2
Voter Turnout - Total	66.67%

U.S. President and Vice President

Vote For 1

	TOTAL	VOTE %
DEM HARRIS/WALZ		
WEST/ABDULLAH		
EVERYLOVE		
CON SKOUSEN/COMBS		
GRN STEIN/WARE		
REP TRUMP/VANCE		
LIB OLIVER/TER MAAT		
DE LA CRUZ/GARCIA		
Write-In: JAY J BOWMAN / DE D.		
Write-In: BUDDIE ARDEN WILKERSON		
Write-In: STEVE M. JOHNSON		
Write-In: ANDRE RAMON MC NEIL		
Write-In: PETER SONSKI / LAUREN MICHELLE ONAK		
Write-In: FUTURE MADAM POTUS		
Write-In: SHONDRA YEVETTE IRVING		
Write-In: Unassigned Candidates		
Write-In Totals		
Not Assigned		
Total Votes Cast		

EC02:1 Suppressed

U.S. Senate

Vote For 1

---

	TOTAL	VOTE %
REP JOHN CURTIS		
IAP CARLTON E. BOWEN		
DEM CAROLINE GLEICH		
Write-In: Unassigned Candidates		
Write-In: LAIRD FETZER HAMBLIN		
Write-In Totals		
Not Assigned		
Total Votes Cast		

U.S. House District 2

Vote For 1

---

	TOTAL	VOTE %
DEM NATHANIEL E WOODWARD		
CON CASSIE EASLEY		
REP CELESTE MALOY		
TYLER MURSET		
Total Votes Cast		

EC02:1 Suppressed

Governor and Lieutenant Governor

Vote For 1

	TOTAL	VOTE %
REP COX/HENDERSON		
IAP WILLIAMS/WILLIAMS III		
DEM KING/CUMMINGS		
LIB LATHAM/SHORT		
TOMENY/TAYLOR		
Write-In: Unassigned Candidates		
Write-In: PHIL LYMAN / NATALIE		
Write-In: CHARLIE TAUTUAA / SYLVIA MIERA FISK		
Write-In Totals		
Not Assigned		
Total Votes Cast		

Attorney General

Vote For 1

	TOTAL	VOTE %
DEM RUDY J BAUTISTA		
REP DEREK BROWN		
LIB W. ANDREW MCCULLOUGH		
AUSTIN HEPWORTH		
UUP MICHELLE QUIST		
Total Votes Cast		



EC02:1 Suppressed

State Auditor

Vote For 1

---

	TOTAL	VOTE %
REP TINA CANNON		
CON JEFFREY L. OSTLER		
DEM CATHERINE VOUTAZ		
Total Votes Cast		

---

State Treasurer

Vote For 1

---

	TOTAL	VOTE %
DEM NEIL A HANSEN		
UFP MILES POMEROY		
REP MARLO M. OAKS		
Total Votes Cast		

---

State House District 29

Vote For 1

---

	TOTAL	VOTE %
DEM RON DRAPER		
REP BRIDGER BOLINDER		
Total Votes Cast		

---

State School Board 10

Vote For 1

---

	TOTAL	VOTE %
DEM DEBORAH L. GATRELL		
REP MATT HYMAS		
Total Votes Cast		

---

EC02:1 Suppressed

County Council - District 3

Vote For 1

---

	TOTAL	VOTE %
--	-------	--------

REP TYE L HOFFMANN

Total Votes Cast

---

County Assessor

Vote For 1

---

	TOTAL	VOTE %
--	-------	--------

REP JOY L. PETERS

Total Votes Cast

---

County Recorder/Surveyor

Vote For 1

---

	TOTAL	VOTE %
--	-------	--------

REP JERRY M HOUGHTON

Total Votes Cast

---

County Treasurer

Vote For 1

---

	TOTAL	VOTE %
--	-------	--------

REP MICHAEL J. JENSEN

Total Votes Cast

---

Local School Board District 4

Vote For 1

---

	TOTAL	VOTE %
--	-------	--------

RANDALL SCOTT QUAREZ

VALAREE ALLEN SHIELDS

Total Votes Cast

---

EC02:1 Suppressed

**MATTHEW B. DURRANT** Judicial Retention

Vote For 1

---

	TOTAL	VOTE %
--	-------	--------

YES

NO

Total Votes Cast

**RYAN D. TENNEY** Judicial Retention

Vote For 1

---

	TOTAL	VOTE %
--	-------	--------

YES

NO

Total Votes Cast

**HEATHER ANNETTE BRERETON** Judicial Retention

Vote For 1

---

	TOTAL	VOTE %
--	-------	--------

YES

NO

Total Votes Cast

**TERESA LYNN WELCH** Judicial Retention

Vote For 1

---

	TOTAL	VOTE %
--	-------	--------

YES

NO

Total Votes Cast

EC02:1 Suppressed

**KRISTINE EDDE JOHNSON** Judicial Retention

Vote For 1

---

	TOTAL	VOTE %
--	-------	--------

YES

NO

Total Votes Cast

**WILLIAM K. KENDALL** Judicial Retention

Vote For 1

---

	TOTAL	VOTE %
--	-------	--------

YES

NO

Total Votes Cast

**LAURA S. SCOTT** Judicial Retention

Vote For 1

---

	TOTAL	VOTE %
--	-------	--------

YES

NO

Total Votes Cast

**JAMES D. GARDNER** Judicial Retention

Vote For 1

---

	TOTAL	VOTE %
--	-------	--------

YES

NO

Total Votes Cast

EC02:1 Suppressed

**KARA LEA PETTIT Judicial Retention**

Vote For 1

---

	TOTAL	VOTE %
--	-------	--------

YES

NO

Total Votes Cast

**LELAND DOUGLAS HOGAN Judicial Retention**

Vote For 1

---

	TOTAL	VOTE %
--	-------	--------

YES

NO

Total Votes Cast

**TUPAKK AMARU GUSTAVO RENTERIA Judicial Retention**

Vote For 1

---

	TOTAL	VOTE %
--	-------	--------

YES

NO

Total Votes Cast

**ANNETTE T. JAN Judicial Retention**

Vote For 1

---

	TOTAL	VOTE %
--	-------	--------

YES

NO

Total Votes Cast

EC02:1 Suppressed

ELIZABETH MARIE KNIGHT Judicial Retention

Vote For 1

---

	TOTAL	VOTE %
--	-------	--------

YES

NO

Total Votes Cast

MONICA DIAZ Judicial Retention

Vote For 1

---

	TOTAL	VOTE %
--	-------	--------

YES

NO

Total Votes Cast

Constitutional Amendment B

Vote For 1

---

	TOTAL	VOTE %
--	-------	--------

FOR

AGAINST

Total Votes Cast

Constitutional Amendment C

Vote For 1

---

	TOTAL	VOTE %
--	-------	--------

FOR

AGAINST

Total Votes Cast

EC02:2

STATISTICS

	TOTAL
Registered Voters - Total	369
Ballots Cast - Total	303
Voter Turnout - Total	82.11%

U.S. President and Vice President

Vote For 1

	TOTAL	VOTE %
REP TRUMP/VANCE	251	82.84%
DEM HARRIS/WALZ	41	13.53%
Write-In: Unassigned Candidates	4	1.32%
EVERYLOVE	3	0.99%
Write-In: PETER SONSKI / LAUREN MICHELLE ONAK	2	0.66%
WEST/ABDULLAH	1	0.33%
GRN STEIN/WARE	1	0.33%
CON SKOUSEN/COMBS	0	0.00%
LIB OLIVER/TER MAAT	0	0.00%
DE LA CRUZ/GARCIA	0	0.00%
Write-In: JAY J BOWMAN / DE D.	0	0.00%
Write-In: BUDDIE ARDEN WILKERSON	0	0.00%
Write-In: STEVE M. JOHNSON	0	0.00%
Write-In: ANDRE RAMON MC NEIL	0	0.00%
Write-In: FUTURE MADAM POTUS	0	0.00%
Write-In: SHONDRA YEVETTE IRVING	0	0.00%
Write-In Totals	6	1.98%
Not Assigned	0	0.00%
Total Votes Cast	303	100.00%

EC02:2

U.S. Senate

Vote For 1

---

	TOTAL	VOTE %
REP JOHN CURTIS	234	79.32%
DEM CAROLINE GLEICH	37	12.54%
IAP CARLTON E. BOWEN	23	7.80%
Write-In: Unassigned Candidates	1	0.34%
Write-In: LAIRD FETZER HAMBLIN	0	0.00%
Write-In Totals	1	0.34%
Not Assigned	0	0.00%
Total Votes Cast	295	100.00%

U.S. House District 2

Vote For 1

---

	TOTAL	VOTE %
REP CELESTE MALOY	229	78.69%
DEM NATHANIEL E WOODWARD	42	14.43%
CON CASSIE EASLEY	18	6.19%
TYLER MURSET	2	0.69%
Total Votes Cast	291	100.00%



EC02:2

Governor and Lieutenant Governor

Vote For 1

	TOTAL	VOTE %
REP COX/HENDERSON	185	63.14%
Write-In: PHIL LYMAN / NATALIE	47	16.04%
DEM KING/CUMMINGS	32	10.92%
IAP WILLIAMS/WILLIAMS III	14	4.78%
LIB LATHAM/SHORT	12	4.10%
TOMENY/TAYLOR	2	0.68%
Write-In: Unassigned Candidates	1	0.34%
Write-In: CHARLIE TAUTUAA / SYLVIA MIERA FISK	0	0.00%
Write-In Totals	48	16.38%
Not Assigned	0	0.00%
<b>Total Votes Cast</b>	<b>293</b>	<b>100.00%</b>

Attorney General

Vote For 1

	TOTAL	VOTE %
REP DEREK BROWN	223	77.97%
DEM RUDY J BAUTISTA	41	14.34%
UUP MICHELLE QUIST	12	4.20%
LIB W. ANDREW MCCULLOUGH	5	1.75%
AUSTIN HEPWORTH	5	1.75%
<b>Total Votes Cast</b>	<b>286</b>	<b>100.00%</b>

EC02:2

State Auditor

Vote For 1

---

	TOTAL	VOTE %
REP TINA CANNON	231	80.77%
DEM CATHERINE VOUTAZ	41	14.34%
CON JEFFREY L. OSTLER	14	4.90%
Total Votes Cast	286	100.00%

State Treasurer

Vote For 1

---

	TOTAL	VOTE %
REP MARLO M. OAKS	239	84.75%
DEM NEIL A HANSEN	37	13.12%
UFP MILES POMEROY	6	2.13%
Total Votes Cast	282	100.00%

State House District 29

Vote For 1

---

	TOTAL	VOTE %
REP BRIDGER BOLINDER	231	80.77%
DEM RON DRAPER	55	19.23%
Total Votes Cast	286	100.00%

State School Board 10

Vote For 1

---

	TOTAL	VOTE %
REP MATT HYMAS	233	81.47%
DEM DEBORAH L. GATRELL	53	18.53%
Total Votes Cast	286	100.00%

EC02:2

County Council - District 3

Vote For 1

---

	TOTAL	VOTE %
REP TYE L HOFFMANN	239	100.00%
Total Votes Cast	239	100.00%

County Assessor

Vote For 1

---

	TOTAL	VOTE %
REP JOY L. PETERS	239	100.00%
Total Votes Cast	239	100.00%

County Recorder/Surveyor

Vote For 1

---

	TOTAL	VOTE %
REP JERRY M HOUGHTON	234	100.00%
Total Votes Cast	234	100.00%

County Treasurer

Vote For 1

---

	TOTAL	VOTE %
REP MICHAEL J. JENSEN	236	100.00%
Total Votes Cast	236	100.00%

Local School Board District 4

Vote For 1

---

	TOTAL	VOTE %
VALAREE ALLEN SHIELDS	169	68.98%
RANDALL SCOTT QUAREZ	76	31.02%
Total Votes Cast	245	100.00%

EC02:2

**MATTHEW B. DURRANT Judicial Retention**

Vote For 1

---

	TOTAL	VOTE %
YES	175	71.43%
NO	70	28.57%
Total Votes Cast	245	100.00%

**RYAN D. TENNEY Judicial Retention**

Vote For 1

---

	TOTAL	VOTE %
YES	171	70.08%
NO	73	29.92%
Total Votes Cast	244	100.00%

**HEATHER ANNETTE BRERETON Judicial Retention**

Vote For 1

---

	TOTAL	VOTE %
YES	161	66.53%
NO	81	33.47%
Total Votes Cast	242	100.00%

**TERESA LYNN WELCH Judicial Retention**

Vote For 1

---

	TOTAL	VOTE %
YES	169	68.70%
NO	77	31.30%
Total Votes Cast	246	100.00%

EC02:2

**KRISTINE EDDE JOHNSON** Judicial Retention

Vote For 1

---

	TOTAL	VOTE %
YES	163	66.53%
NO	82	33.47%
Total Votes Cast	245	100.00%

**WILLIAM K. KENDALL** Judicial Retention

Vote For 1

---

	TOTAL	VOTE %
YES	169	68.70%
NO	77	31.30%
Total Votes Cast	246	100.00%

**LAURA S. SCOTT** Judicial Retention

Vote For 1

---

	TOTAL	VOTE %
YES	170	69.11%
NO	76	30.89%
Total Votes Cast	246	100.00%

**JAMES D. GARDNER** Judicial Retention

Vote For 1

---

	TOTAL	VOTE %
YES	163	65.99%
NO	84	34.01%
Total Votes Cast	247	100.00%

EC02:2

**KARA LEA PETTIT Judicial Retention**

Vote For 1

---

	TOTAL	VOTE %
YES	159	64.63%
NO	87	35.37%
Total Votes Cast	246	100.00%

**LELAND DOUGLAS HOGAN Judicial Retention**

Vote For 1

---

	TOTAL	VOTE %
YES	173	69.20%
NO	77	30.80%
Total Votes Cast	250	100.00%

**TUPAKK AMARU GUSTAVO RENTERIA Judicial Retention**

Vote For 1

---

	TOTAL	VOTE %
YES	166	67.48%
NO	80	32.52%
Total Votes Cast	246	100.00%

**ANNETTE T. JAN Judicial Retention**

Vote For 1

---

	TOTAL	VOTE %
YES	176	72.13%
NO	68	27.87%
Total Votes Cast	244	100.00%

EC02:2

**ELIZABETH MARIE KNIGHT Judicial Retention**

Vote For 1

---

	TOTAL	VOTE %
YES	167	68.16%
NO	78	31.84%
Total Votes Cast	245	100.00%

**MONICA DIAZ Judicial Retention**

Vote For 1

---

	TOTAL	VOTE %
YES	175	72.02%
NO	68	27.98%
Total Votes Cast	243	100.00%

**Constitutional Amendment B**

Vote For 1

---

	TOTAL	VOTE %
FOR	145	51.24%
AGAINST	138	48.76%
Total Votes Cast	283	100.00%

**Constitutional Amendment C**

Vote For 1

---

	TOTAL	VOTE %
FOR	251	87.46%
AGAINST	36	12.54%
Total Votes Cast	287	100.00%

EC03:1

STATISTICS

	TOTAL
Registered Voters - Total	151
Ballots Cast - Total	119
Voter Turnout - Total	78.81%

U.S. President and Vice President

Vote For 1

	TOTAL	VOTE %
REP TRUMP/VANCE	93	78.15%
DEM HARRIS/WALZ	25	21.01%
LIB OLIVER/TER MAAT	1	0.84%
WEST/ABDULLAH	0	0.00%
EVERYLOVE	0	0.00%
CON SKOUSEN/COMBS	0	0.00%
GRN STEIN/WARE	0	0.00%
DE LA CRUZ/GARCIA	0	0.00%
Write-In: JAY J BOWMAN / DE D.	0	0.00%
Write-In: BUDDIE ARDEN WILKERSON	0	0.00%
Write-In: STEVE M. JOHNSON	0	0.00%
Write-In: ANDRE RAMON MC NEIL	0	0.00%
Write-In: PETER SONSKI / LAUREN MICHELLE ONAK	0	0.00%
Write-In: FUTURE MADAM POTUS	0	0.00%
Write-In: SHONDRA YEVETTE IRVING	0	0.00%
Write-In: Unassigned Candidates	0	0.00%
Write-In Totals	0	0.00%
Not Assigned	0	0.00%
<b>Total Votes Cast</b>	<b>119</b>	<b>100.00%</b>



EC03:1

U.S. Senate

Vote For 1

---

	TOTAL	VOTE %
REP JOHN CURTIS	90	77.59%
DEM CAROLINE GLEICH	18	15.52%
IAP CARLTON E. BOWEN	8	6.90%
Write-In: Unassigned Candidates	0	0.00%
Write-In: LAIRD FETZER HAMBLIN	0	0.00%
Write-In Totals	0	0.00%
Not Assigned	0	0.00%
Total Votes Cast	116	100.00%

U.S. House District 2

Vote For 1

---

	TOTAL	VOTE %
REP CELESTE MALOY	84	74.34%
DEM NATHANIEL E WOODWARD	19	16.81%
CON CASSIE EASLEY	8	7.08%
TYLER MURSET	2	1.77%
Total Votes Cast	113	100.00%

EC03:1

Governor and Lieutenant Governor

Vote For 1

	TOTAL	VOTE %
REP COX/HENDERSON	70	60.87%
Write-In: PHIL LYMAN / NATALIE	21	18.26%
DEM KING/CUMMINGS	17	14.78%
LIB LATHAM/SHORT	5	4.35%
IAP WILLIAMS/WILLIAMS III	2	1.74%
TOMENY/TAYLOR	0	0.00%
Write-In: Unassigned Candidates	0	0.00%
Write-In: CHARLIE TAUTUAA / SYLVIA MIERA FISK	0	0.00%
Write-In Totals	21	18.26%
Not Assigned	0	0.00%
<b>Total Votes Cast</b>	<b>115</b>	<b>100.00%</b>

Attorney General

Vote For 1

	TOTAL	VOTE %
REP DEREK BROWN	74	66.67%
DEM RUDY J BAUTISTA	16	14.41%
AUSTIN HEPWORTH	9	8.11%
LIB W. ANDREW MCCULLOUGH	6	5.41%
UUP MICHELLE QUIST	6	5.41%
<b>Total Votes Cast</b>	<b>111</b>	<b>100.00%</b>

EC03:1

State Auditor

Vote For 1

---

	TOTAL	VOTE %
REP TINA CANNON	88	79.28%
DEM CATHERINE VOUTAZ	15	13.51%
CON JEFFREY L. OSTLER	8	7.21%
Total Votes Cast	111	100.00%

State Treasurer

Vote For 1

---

	TOTAL	VOTE %
REP MARLO M. OAKS	90	81.82%
DEM NEIL A HANSEN	15	13.64%
UFP MILES POMEROY	5	4.55%
Total Votes Cast	110	100.00%

State House District 29

Vote For 1

---

	TOTAL	VOTE %
REP BRIDGER BOLINDER	90	82.57%
DEM RON DRAPER	19	17.43%
Total Votes Cast	109	100.00%

State School Board 10

Vote For 1

---

	TOTAL	VOTE %
REP MATT HYMAS	87	81.31%
DEM DEBORAH L. GATRELL	20	18.69%
Total Votes Cast	107	100.00%

EC03:1

County Council - District 3

Vote For 1

---

	TOTAL	VOTE %
REP TYE L HOFFMANN	75	100.00%
Total Votes Cast	75	100.00%

County Assessor

Vote For 1

---

	TOTAL	VOTE %
REP JOY L. PETERS	74	100.00%
Total Votes Cast	74	100.00%

County Recorder/Surveyor

Vote For 1

---

	TOTAL	VOTE %
REP JERRY M HOUGHTON	72	100.00%
Total Votes Cast	72	100.00%

County Treasurer

Vote For 1

---

	TOTAL	VOTE %
REP MICHAEL J. JENSEN	74	100.00%
Total Votes Cast	74	100.00%

Local School Board District 4

Vote For 1

---

	TOTAL	VOTE %
VALAREE ALLEN SHIELDS	52	57.78%
RANDALL SCOTT QUAREZ	38	42.22%
Total Votes Cast	90	100.00%

EC03:1

**MATTHEW B. DURRANT Judicial Retention**

Vote For 1

---

	TOTAL	VOTE %
YES	55	56.12%
NO	43	43.88%
Total Votes Cast	98	100.00%

**RYAN D. TENNEY Judicial Retention**

Vote For 1

---

	TOTAL	VOTE %
YES	53	55.21%
NO	43	44.79%
Total Votes Cast	96	100.00%

**HEATHER ANNETTE BRERETON Judicial Retention**

Vote For 1

---

	TOTAL	VOTE %
YES	54	57.45%
NO	40	42.55%
Total Votes Cast	94	100.00%

**TERESA LYNN WELCH Judicial Retention**

Vote For 1

---

	TOTAL	VOTE %
YES	57	57.58%
NO	42	42.42%
Total Votes Cast	99	100.00%

EC03:1

**KRISTINE EDDE JOHNSON Judicial Retention**

Vote For 1

---

	TOTAL	VOTE %
YES	53	54.64%
NO	44	45.36%
Total Votes Cast	97	100.00%

**WILLIAM K. KENDALL Judicial Retention**

Vote For 1

---

	TOTAL	VOTE %
YES	57	57.00%
NO	43	43.00%
Total Votes Cast	100	100.00%

**LAURA S. SCOTT Judicial Retention**

Vote For 1

---

	TOTAL	VOTE %
YES	55	56.70%
NO	42	43.30%
Total Votes Cast	97	100.00%

**JAMES D. GARDNER Judicial Retention**

Vote For 1

---

	TOTAL	VOTE %
YES	50	51.55%
NO	47	48.45%
Total Votes Cast	97	100.00%

EC03:1

**KARA LEA PETTIT Judicial Retention**

Vote For 1

---

	TOTAL	VOTE %
NO	49	50.52%
YES	48	49.48%
Total Votes Cast	97	100.00%

**LELAND DOUGLAS HOGAN Judicial Retention**

Vote For 1

---

	TOTAL	VOTE %
YES	56	57.14%
NO	42	42.86%
Total Votes Cast	98	100.00%

**TUPAKK AMARU GUSTAVO RENTERIA Judicial Retention**

Vote For 1

---

	TOTAL	VOTE %
YES	53	54.64%
NO	44	45.36%
Total Votes Cast	97	100.00%

**ANNETTE T. JAN Judicial Retention**

Vote For 1

---

	TOTAL	VOTE %
YES	55	57.29%
NO	41	42.71%
Total Votes Cast	96	100.00%

EC03:1

**ELIZABETH MARIE KNIGHT Judicial Retention**

Vote For 1

---

	TOTAL	VOTE %
YES	57	59.38%
NO	39	40.62%
Total Votes Cast	96	100.00%

**MONICA DIAZ Judicial Retention**

Vote For 1

---

	TOTAL	VOTE %
YES	58	59.18%
NO	40	40.82%
Total Votes Cast	98	100.00%

**Constitutional Amendment B**

Vote For 1

---

	TOTAL	VOTE %
AGAINST	64	56.14%
FOR	50	43.86%
Total Votes Cast	114	100.00%

**Constitutional Amendment C**

Vote For 1

---

	TOTAL	VOTE %
FOR	103	91.96%
AGAINST	9	8.04%
Total Votes Cast	112	100.00%



EC03:2

STATISTICS

	TOTAL
Registered Voters - Total	370
Ballots Cast - Total	323
Voter Turnout - Total	87.30%

U.S. President and Vice President

Vote For 1

	TOTAL	VOTE %
REP TRUMP/VANCE	243	75.70%
DEM HARRIS/WALZ	64	19.94%
Write-In: Unassigned Candidates	7	2.18%
LIB OLIVER/TER MAAT	4	1.25%
EVERYLOVE	1	0.31%
CON SKOUSEN/COMBS	1	0.31%
GRN STEIN/WARE	1	0.31%
WEST/ABDULLAH	0	0.00%
DE LA CRUZ/GARCIA	0	0.00%
Write-In: JAY J BOWMAN / DE D.	0	0.00%
Write-In: BUDDIE ARDEN WILKERSON	0	0.00%
Write-In: STEVE M. JOHNSON	0	0.00%
Write-In: ANDRE RAMON MC NEIL	0	0.00%
Write-In: PETER SONSKI / LAUREN MICHELLE ONAK	0	0.00%
Write-In: FUTURE MADAM POTUS	0	0.00%
Write-In: SHONDRA YEVETTE IRVING	0	0.00%
Write-In Totals	7	2.18%
Not Assigned	0	0.00%
<b>Total Votes Cast</b>	<b>321</b>	<b>100.00%</b>

EC03:2

U.S. Senate

Vote For 1

---

	TOTAL	VOTE %
REP JOHN CURTIS	254	80.13%
DEM CAROLINE GLEICH	40	12.62%
IAP CARLTON E. BOWEN	21	6.62%
Write-In: Unassigned Candidates	2	0.63%
Write-In: LAIRD FETZER HAMBLIN	0	0.00%
Write-In Totals	2	0.63%
Not Assigned	0	0.00%
Total Votes Cast	317	100.00%

U.S. House District 2

Vote For 1

---

	TOTAL	VOTE %
REP CELESTE MALOY	239	76.11%
DEM NATHANIEL E WOODWARD	46	14.65%
CON CASSIE EASLEY	24	7.64%
TYLER MURSET	5	1.59%
Total Votes Cast	314	100.00%

EC03:2

Governor and Lieutenant Governor

Vote For 1

---

	TOTAL	VOTE %
REP COX/HENDERSON	216	68.57%
DEM KING/CUMMINGS	38	12.06%
Write-In: PHIL LYMAN / NATALIE	38	12.06%
LIB LATHAM/SHORT	12	3.81%
IAP WILLIAMS/WILLIAMS III	9	2.86%
TOMENY/TAYLOR	1	0.32%
Write-In: Unassigned Candidates	1	0.32%
Write-In: CHARLIE TAUTUAA / SYLVIA MIERA FISK	0	0.00%
Write-In Totals	39	12.38%
Not Assigned	0	0.00%
<b>Total Votes Cast</b>	<b>315</b>	<b>100.00%</b>

Attorney General

Vote For 1

---

	TOTAL	VOTE %
REP DEREK BROWN	212	67.52%
DEM RUDY J BAUTISTA	44	14.01%
LIB W. ANDREW MCCULLOUGH	23	7.32%
UUP MICHELLE QUIST	20	6.37%
AUSTIN HEPWORTH	15	4.78%
<b>Total Votes Cast</b>	<b>314</b>	<b>100.00%</b>

EC03:2

State Auditor

Vote For 1

---

	TOTAL	VOTE %
REP TINA CANNON	241	78.50%
DEM CATHERINE VOUTAZ	43	14.01%
CON JEFFREY L. OSTLER	23	7.49%
Total Votes Cast	307	100.00%

State Treasurer

Vote For 1

---

	TOTAL	VOTE %
REP MARLO M. OAKS	252	81.55%
DEM NEIL A HANSEN	44	14.24%
UFP MILES POMEROY	13	4.21%
Total Votes Cast	309	100.00%

State House District 28

Vote For 1

---

	TOTAL	VOTE %
REP NICHOLEEN P. PECK	249	81.64%
DEM FRED L BAKER	56	18.36%
Total Votes Cast	305	100.00%

State School Board 10

Vote For 1

---

	TOTAL	VOTE %
REP MATT HYMAS	231	75.49%
DEM DEBORAH L. GATRELL	75	24.51%
Total Votes Cast	306	100.00%

EC03:2

County Council - District 3

Vote For 1

---

	TOTAL	VOTE %
REP TYE L HOFFMANN	231	100.00%
Total Votes Cast	231	100.00%

County Assessor

Vote For 1

---

	TOTAL	VOTE %
REP JOY L. PETERS	235	100.00%
Total Votes Cast	235	100.00%

County Recorder/Surveyor

Vote For 1

---

	TOTAL	VOTE %
REP JERRY M HOUGHTON	227	100.00%
Total Votes Cast	227	100.00%

County Treasurer

Vote For 1

---

	TOTAL	VOTE %
REP MICHAEL J. JENSEN	228	100.00%
Total Votes Cast	228	100.00%

Local School Board District 3

Vote For 1

---

	TOTAL	VOTE %
SCOTT BRYAN	195	100.00%
Total Votes Cast	195	100.00%

EC03:2

**MATTHEW B. DURRANT** Judicial Retention

Vote For 1

---

	TOTAL	VOTE %
YES	193	76.59%
NO	59	23.41%
Total Votes Cast	252	100.00%

**RYAN D. TENNEY** Judicial Retention

Vote For 1

---

	TOTAL	VOTE %
YES	189	76.21%
NO	59	23.79%
Total Votes Cast	248	100.00%

**HEATHER ANNETTE BRERETON** Judicial Retention

Vote For 1

---

	TOTAL	VOTE %
YES	180	72.58%
NO	68	27.42%
Total Votes Cast	248	100.00%

**TERESA LYNN WELCH** Judicial Retention

Vote For 1

---

	TOTAL	VOTE %
YES	185	74.00%
NO	65	26.00%
Total Votes Cast	250	100.00%

EC03:2

**KRISTINE EDDE JOHNSON** Judicial Retention

Vote For 1

---

	TOTAL	VOTE %
YES	185	75.20%
NO	61	24.80%
Total Votes Cast	246	100.00%

**WILLIAM K. KENDALL** Judicial Retention

Vote For 1

---

	TOTAL	VOTE %
YES	181	73.58%
NO	65	26.42%
Total Votes Cast	246	100.00%

**LAURA S. SCOTT** Judicial Retention

Vote For 1

---

	TOTAL	VOTE %
YES	184	74.49%
NO	63	25.51%
Total Votes Cast	247	100.00%

**JAMES D. GARDNER** Judicial Retention

Vote For 1

---

	TOTAL	VOTE %
YES	185	76.45%
NO	57	23.55%
Total Votes Cast	242	100.00%

EC03:2

**KARA LEA PETTIT Judicial Retention**

Vote For 1

---

	TOTAL	VOTE %
YES	180	73.77%
NO	64	26.23%
Total Votes Cast	244	100.00%

**LELAND DOUGLAS HOGAN Judicial Retention**

Vote For 1

---

	TOTAL	VOTE %
YES	196	76.26%
NO	61	23.74%
Total Votes Cast	257	100.00%

**TUPAKK AMARU GUSTAVO RENTERIA Judicial Retention**

Vote For 1

---

	TOTAL	VOTE %
YES	182	74.29%
NO	63	25.71%
Total Votes Cast	245	100.00%

**ANNETTE T. JAN Judicial Retention**

Vote For 1

---

	TOTAL	VOTE %
YES	185	75.82%
NO	59	24.18%
Total Votes Cast	244	100.00%



EC03:2

**ELIZABETH MARIE KNIGHT Judicial Retention**

Vote For 1

---

	TOTAL	VOTE %
YES	185	76.45%
NO	57	23.55%
Total Votes Cast	242	100.00%

**MONICA DIAZ Judicial Retention**

Vote For 1

---

	TOTAL	VOTE %
YES	187	77.27%
NO	55	22.73%
Total Votes Cast	242	100.00%

**Constitutional Amendment B**

Vote For 1

---

	TOTAL	VOTE %
FOR	205	65.50%
AGAINST	108	34.50%
Total Votes Cast	313	100.00%

**Constitutional Amendment C**

Vote For 1

---

	TOTAL	VOTE %
FOR	268	85.90%
AGAINST	44	14.10%
Total Votes Cast	312	100.00%

EC04:1

STATISTICS

	TOTAL
Registered Voters - Total	302
Ballots Cast - Total	251
Voter Turnout - Total	83.11%

U.S. President and Vice President

Vote For 1

	TOTAL	VOTE %
REP TRUMP/VANCE	194	78.54%
DEM HARRIS/WALZ	43	17.41%
LIB OLIVER/TER MAAT	4	1.62%
Write-In: Unassigned Candidates	3	1.21%
DE LA CRUZ/GARCIA	2	0.81%
GRN STEIN/WARE	1	0.40%
WEST/ABDULLAH	0	0.00%
EVERYLOVE	0	0.00%
CON SKOUSEN/COMBS	0	0.00%
Write-In: JAY J BOWMAN / DE D.	0	0.00%
Write-In: BUDDIE ARDEN WILKERSON	0	0.00%
Write-In: STEVE M. JOHNSON	0	0.00%
Write-In: ANDRE RAMON MC NEIL	0	0.00%
Write-In: PETER SONSKI / LAUREN MICHELLE ONAK	0	0.00%
Write-In: FUTURE MADAM POTUS	0	0.00%
Write-In: SHONDRA YEVETTE IRVING	0	0.00%
Write-In Totals	3	1.21%
Not Assigned	0	0.00%
<b>Total Votes Cast</b>	<b>247</b>	<b>100.00%</b>

EC04:1

U.S. Senate

Vote For 1

---

	TOTAL	VOTE %
REP JOHN CURTIS	190	77.87%
DEM CAROLINE GLEICH	35	14.34%
IAP CARLTON E. BOWEN	14	5.74%
Write-In: Unassigned Candidates	5	2.05%
Write-In: LAIRD FETZER HAMBLIN	0	0.00%
Write-In Totals	5	2.05%
Not Assigned	0	0.00%
Total Votes Cast	244	100.00%

U.S. House District 2

Vote For 1

---

	TOTAL	VOTE %
REP CELESTE MALOY	184	76.35%
DEM NATHANIEL E WOODWARD	42	17.43%
CON CASSIE EASLEY	11	4.56%
TYLER MURSET	4	1.66%
Total Votes Cast	241	100.00%

EC04:1

Governor and Lieutenant Governor

Vote For 1

---

	TOTAL	VOTE %
REP COX/HENDERSON	134	54.69%
Write-In: PHIL LYMAN / NATALIE	52	21.22%
DEM KING/CUMMINGS	39	15.92%
IAP WILLIAMS/WILLIAMS III	13	5.31%
LIB LATHAM/SHORT	5	2.04%
Write-In: Unassigned Candidates	1	0.41%
Write-In: CHARLIE TAUTUAA / SYLVIA MIERA FISK	1	0.41%
TOMENY/TAYLOR	0	0.00%
Write-In Totals	54	22.04%
Not Assigned	0	0.00%
<b>Total Votes Cast</b>	<b>245</b>	<b>100.00%</b>

Attorney General

Vote For 1

---

	TOTAL	VOTE %
REP DEREK BROWN	181	75.73%
DEM RUDY J BAUTISTA	25	10.46%
UUP MICHELLE QUIST	17	7.11%
AUSTIN HEPWORTH	10	4.18%
LIB W. ANDREW MCCULLOUGH	6	2.51%
<b>Total Votes Cast</b>	<b>239</b>	<b>100.00%</b>

EC04:1

State Auditor

Vote For 1

---

	TOTAL	VOTE %
REP TINA CANNON	179	76.50%
DEM CATHERINE VOUTAZ	37	15.81%
CON JEFFREY L. OSTLER	18	7.69%
Total Votes Cast	234	100.00%

State Treasurer

Vote For 1

---

	TOTAL	VOTE %
REP MARLO M. OAKS	185	80.09%
DEM NEIL A HANSEN	31	13.42%
UFP MILES POMEROY	15	6.49%
Total Votes Cast	231	100.00%

State House District 29

Vote For 1

---

	TOTAL	VOTE %
REP BRIDGER BOLINDER	192	81.70%
DEM RON DRAPER	43	18.30%
Total Votes Cast	235	100.00%

State School Board 10

Vote For 1

---

	TOTAL	VOTE %
REP MATT HYMAS	187	79.91%
DEM DEBORAH L. GATRELL	47	20.09%
Total Votes Cast	234	100.00%

EC04:1

County Council - District 3

Vote For 1

---

	TOTAL	VOTE %
REP TYE L HOFFMANN	183	100.00%
Total Votes Cast	183	100.00%

County Assessor

Vote For 1

---

	TOTAL	VOTE %
REP JOY L. PETERS	174	100.00%
Total Votes Cast	174	100.00%

County Recorder/Surveyor

Vote For 1

---

	TOTAL	VOTE %
REP JERRY M HOUGHTON	173	100.00%
Total Votes Cast	173	100.00%

County Treasurer

Vote For 1

---

	TOTAL	VOTE %
REP MICHAEL J. JENSEN	181	100.00%
Total Votes Cast	181	100.00%

Local School Board District 4

Vote For 1

---

	TOTAL	VOTE %
VALAREE ALLEN SHIELDS	142	67.30%
RANDALL SCOTT QUAREZ	69	32.70%
Total Votes Cast	211	100.00%

EC04:1

**MATTHEW B. DURRANT Judicial Retention**

Vote For 1

---

	TOTAL	VOTE %
YES	145	73.23%
NO	53	26.77%
Total Votes Cast	198	100.00%

**RYAN D. TENNEY Judicial Retention**

Vote For 1

---

	TOTAL	VOTE %
YES	144	73.47%
NO	52	26.53%
Total Votes Cast	196	100.00%

**HEATHER ANNETTE BRERETON Judicial Retention**

Vote For 1

---

	TOTAL	VOTE %
YES	131	67.53%
NO	63	32.47%
Total Votes Cast	194	100.00%

**TERESA LYNN WELCH Judicial Retention**

Vote For 1

---

	TOTAL	VOTE %
YES	139	71.65%
NO	55	28.35%
Total Votes Cast	194	100.00%

EC04:1

**KRISTINE EDDE JOHNSON Judicial Retention**

Vote For 1

---

	TOTAL	VOTE %
YES	134	69.07%
NO	60	30.93%
Total Votes Cast	194	100.00%

**WILLIAM K. KENDALL Judicial Retention**

Vote For 1

---

	TOTAL	VOTE %
YES	137	70.62%
NO	57	29.38%
Total Votes Cast	194	100.00%

**LAURA S. SCOTT Judicial Retention**

Vote For 1

---

	TOTAL	VOTE %
YES	137	70.98%
NO	56	29.02%
Total Votes Cast	193	100.00%

**JAMES D. GARDNER Judicial Retention**

Vote For 1

---

	TOTAL	VOTE %
YES	141	73.06%
NO	52	26.94%
Total Votes Cast	193	100.00%



EC04:1

**KARA LEA PETTIT Judicial Retention**

Vote For 1

---

	TOTAL	VOTE %
YES	129	66.84%
NO	64	33.16%
Total Votes Cast	193	100.00%

**LELAND DOUGLAS HOGAN Judicial Retention**

Vote For 1

---

	TOTAL	VOTE %
YES	148	73.27%
NO	54	26.73%
Total Votes Cast	202	100.00%

**TUPAKK AMARU GUSTAVO RENTERIA Judicial Retention**

Vote For 1

---

	TOTAL	VOTE %
YES	132	67.69%
NO	63	32.31%
Total Votes Cast	195	100.00%

**ANNETTE T. JAN Judicial Retention**

Vote For 1

---

	TOTAL	VOTE %
YES	135	69.95%
NO	58	30.05%
Total Votes Cast	193	100.00%

EC04:1

**ELIZABETH MARIE KNIGHT Judicial Retention**

Vote For 1

---

	TOTAL	VOTE %
YES	148	75.13%
NO	49	24.87%
Total Votes Cast	197	100.00%

**MONICA DIAZ Judicial Retention**

Vote For 1

---

	TOTAL	VOTE %
YES	135	69.95%
NO	58	30.05%
Total Votes Cast	193	100.00%

**Constitutional Amendment B**

Vote For 1

---

	TOTAL	VOTE %
FOR	134	57.02%
AGAINST	101	42.98%
Total Votes Cast	235	100.00%

**Constitutional Amendment C**

Vote For 1

---

	TOTAL	VOTE %
FOR	209	88.19%
AGAINST	28	11.81%
Total Votes Cast	237	100.00%

EC04:2

STATISTICS

	TOTAL
Registered Voters - Total	76
Ballots Cast - Total	66
Voter Turnout - Total	86.84%

U.S. President and Vice President

Vote For 1

	TOTAL	VOTE %
REP TRUMP/VANCE	49	74.24%
DEM HARRIS/WALZ	17	25.76%
WEST/ABDULLAH	0	0.00%
EVERYLOVE	0	0.00%
CON SKOUSEN/COMBS	0	0.00%
GRN STEIN/WARE	0	0.00%
LIB OLIVER/TER MAAT	0	0.00%
DE LA CRUZ/GARCIA	0	0.00%
Write-In: JAY J BOWMAN / DE D.	0	0.00%
Write-In: BUDDIE ARDEN WILKERSON	0	0.00%
Write-In: STEVE M. JOHNSON	0	0.00%
Write-In: ANDRE RAMON MC NEIL	0	0.00%
Write-In: PETER SONSKI / LAUREN MICHELLE ONAK	0	0.00%
Write-In: FUTURE MADAM POTUS	0	0.00%
Write-In: SHONDRA YEVETTE IRVING	0	0.00%
Write-In: Unassigned Candidates	0	0.00%
Write-In Totals	0	0.00%
Not Assigned	0	0.00%
Total Votes Cast	66	100.00%

EC04:2

U.S. Senate

Vote For 1

---

	TOTAL	VOTE %
REP JOHN CURTIS	52	78.79%
DEM CAROLINE GLEICH	13	19.70%
IAP CARLTON E. BOWEN	1	1.52%
Write-In: Unassigned Candidates	0	0.00%
Write-In: LAIRD FETZER HAMBLIN	0	0.00%
Write-In Totals	0	0.00%
Not Assigned	0	0.00%
Total Votes Cast	66	100.00%

U.S. House District 2

Vote For 1

---

	TOTAL	VOTE %
REP CELESTE MALOY	48	76.19%
DEM NATHANIEL E WOODWARD	13	20.63%
TYLER MURSET	2	3.17%
CON CASSIE EASLEY	0	0.00%
Total Votes Cast	63	100.00%

EC04:2

Governor and Lieutenant Governor

Vote For 1

---

	TOTAL	VOTE %
REP COX/HENDERSON	44	67.69%
DEM KING/CUMMINGS	12	18.46%
Write-In: PHIL LYMAN / NATALIE	7	10.77%
IAP WILLIAMS/WILLIAMS III	1	1.54%
LIB LATHAM/SHORT	1	1.54%
TOMENY/TAYLOR	0	0.00%
Write-In: Unassigned Candidates	0	0.00%
Write-In: CHARLIE TAUTUAA / SYLVIA MIERA FISK	0	0.00%
Write-In Totals	7	10.77%
Not Assigned	0	0.00%
<b>Total Votes Cast</b>	<b>65</b>	<b>100.00%</b>

Attorney General

Vote For 1

---

	TOTAL	VOTE %
REP DEREK BROWN	45	71.43%
DEM RUDY J BAUTISTA	14	22.22%
UUP MICHELLE QUIST	3	4.76%
AUSTIN HEPWORTH	1	1.59%
LIB W. ANDREW MCCULLOUGH	0	0.00%
<b>Total Votes Cast</b>	<b>63</b>	<b>100.00%</b>

EC04:2

State Auditor

Vote For 1

---

	TOTAL	VOTE %
REP TINA CANNON	45	76.27%
DEM CATHERINE VOUTAZ	12	20.34%
CON JEFFREY L. OSTLER	2	3.39%
Total Votes Cast	59	100.00%

State Treasurer

Vote For 1

---

	TOTAL	VOTE %
REP MARLO M. OAKS	46	77.97%
DEM NEIL A HANSEN	10	16.95%
UFP MILES POMEROY	3	5.08%
Total Votes Cast	59	100.00%

State House District 28

Vote For 1

---

	TOTAL	VOTE %
REP NICHOLEEN P. PECK	48	78.69%
DEM FRED L BAKER	13	21.31%
Total Votes Cast	61	100.00%

State School Board 10

Vote For 1

---

	TOTAL	VOTE %
REP MATT HYMAS	44	73.33%
DEM DEBORAH L. GATRELL	16	26.67%
Total Votes Cast	60	100.00%

EC04:2

County Council - District 3

Vote For 1

---

	TOTAL	VOTE %
REP TYE L HOFFMANN	47	100.00%
Total Votes Cast	47	100.00%

County Assessor

Vote For 1

---

	TOTAL	VOTE %
REP JOY L. PETERS	46	100.00%
Total Votes Cast	46	100.00%

County Recorder/Surveyor

Vote For 1

---

	TOTAL	VOTE %
REP JERRY M HOUGHTON	45	100.00%
Total Votes Cast	45	100.00%

County Treasurer

Vote For 1

---

	TOTAL	VOTE %
REP MICHAEL J. JENSEN	47	100.00%
Total Votes Cast	47	100.00%

Local School Board District 3

Vote For 1

---

	TOTAL	VOTE %
SCOTT BRYAN	41	100.00%
Total Votes Cast	41	100.00%

EC04:2

**MATTHEW B. DURRANT Judicial Retention**

Vote For 1

---

	TOTAL	VOTE %
YES	45	90.00%
NO	5	10.00%
Total Votes Cast	50	100.00%

**RYAN D. TENNEY Judicial Retention**

Vote For 1

---

	TOTAL	VOTE %
YES	41	85.42%
NO	7	14.58%
Total Votes Cast	48	100.00%

**HEATHER ANNETTE BRERETON Judicial Retention**

Vote For 1

---

	TOTAL	VOTE %
YES	31	64.58%
NO	17	35.42%
Total Votes Cast	48	100.00%

**TERESA LYNN WELCH Judicial Retention**

Vote For 1

---

	TOTAL	VOTE %
YES	37	77.08%
NO	11	22.92%
Total Votes Cast	48	100.00%



EC04:2

**KRISTINE EDDE JOHNSON** Judicial Retention

Vote For 1

---

	TOTAL	VOTE %
YES	31	64.58%
NO	17	35.42%
Total Votes Cast	48	100.00%

**WILLIAM K. KENDALL** Judicial Retention

Vote For 1

---

	TOTAL	VOTE %
YES	38	79.17%
NO	10	20.83%
Total Votes Cast	48	100.00%

**LAURA S. SCOTT** Judicial Retention

Vote For 1

---

	TOTAL	VOTE %
YES	38	79.17%
NO	10	20.83%
Total Votes Cast	48	100.00%

**JAMES D. GARDNER** Judicial Retention

Vote For 1

---

	TOTAL	VOTE %
YES	41	85.42%
NO	7	14.58%
Total Votes Cast	48	100.00%

EC04:2

**KARA LEA PETTIT Judicial Retention**

Vote For 1

---

	TOTAL	VOTE %
YES	33	68.75%
NO	15	31.25%
Total Votes Cast	48	100.00%

**LELAND DOUGLAS HOGAN Judicial Retention**

Vote For 1

---

	TOTAL	VOTE %
YES	43	84.31%
NO	8	15.69%
Total Votes Cast	51	100.00%

**TUPAKK AMARU GUSTAVO RENTERIA Judicial Retention**

Vote For 1

---

	TOTAL	VOTE %
YES	33	68.75%
NO	15	31.25%
Total Votes Cast	48	100.00%

**ANNETTE T. JAN Judicial Retention**

Vote For 1

---

	TOTAL	VOTE %
YES	41	83.67%
NO	8	16.33%
Total Votes Cast	49	100.00%

EC04:2

**ELIZABETH MARIE KNIGHT Judicial Retention**

Vote For 1

---

	TOTAL	VOTE %
YES	41	85.42%
NO	7	14.58%
Total Votes Cast	48	100.00%

**MONICA DIAZ Judicial Retention**

Vote For 1

---

	TOTAL	VOTE %
YES	40	83.33%
NO	8	16.67%
Total Votes Cast	48	100.00%

**Constitutional Amendment B**

Vote For 1

---

	TOTAL	VOTE %
FOR	37	61.67%
AGAINST	23	38.33%
Total Votes Cast	60	100.00%

**Constitutional Amendment C**

Vote For 1

---

	TOTAL	VOTE %
FOR	52	83.87%
AGAINST	10	16.13%
Total Votes Cast	62	100.00%

EC05

STATISTICS

	TOTAL
Registered Voters - Total	636
Ballots Cast - Total	536
Voter Turnout - Total	84.28%

U.S. President and Vice President

Vote For 1

	TOTAL	VOTE %
REP TRUMP/VANCE	368	70.77%
DEM HARRIS/WALZ	121	23.27%
LIB OLIVER/TER MAAT	11	2.12%
Write-In: Unassigned Candidates	9	1.73%
CON SKOUSEN/COMBS	3	0.58%
GRN STEIN/WARE	3	0.58%
EVERYLOVE	2	0.38%
Write-In: PETER SONSKI / LAUREN MICHELLE ONAK	2	0.38%
DE LA CRUZ/GARCIA	1	0.19%
WEST/ABDULLAH	0	0.00%
Write-In: JAY J BOWMAN / DE D.	0	0.00%
Write-In: BUDDIE ARDEN WILKERSON	0	0.00%
Write-In: STEVE M. JOHNSON	0	0.00%
Write-In: ANDRE RAMON MC NEIL	0	0.00%
Write-In: FUTURE MADAM POTUS	0	0.00%
Write-In: SHONDRA YEVETTE IRVING	0	0.00%
Write-In Totals	11	2.12%
Not Assigned	0	0.00%
<b>Total Votes Cast</b>	<b>520</b>	<b>100.00%</b>

EC05

U.S. Senate

Vote For 1

---

	TOTAL	VOTE %
REP JOHN CURTIS	386	73.80%
DEM CAROLINE GLEICH	101	19.31%
IAP CARLTON E. BOWEN	30	5.74%
Write-In: Unassigned Candidates	6	1.15%
Write-In: LAIRD FETZER HAMBLIN	0	0.00%
Write-In Totals	6	1.15%
Not Assigned	0	0.00%
Total Votes Cast	523	100.00%

U.S. House District 2

Vote For 1

---

	TOTAL	VOTE %
REP CELESTE MALOY	365	71.29%
DEM NATHANIEL E WOODWARD	95	18.55%
CON CASSIE EASLEY	36	7.03%
TYLER MURSET	16	3.12%
Total Votes Cast	512	100.00%

EC05

Governor and Lieutenant Governor

Vote For 1

---

	TOTAL	VOTE %
REP COX/HENDERSON	334	64.23%
DEM KING/CUMMINGS	79	15.19%
Write-In: PHIL LYMAN / NATALIE	78	15.00%
LIB LATHAM/SHORT	13	2.50%
IAP WILLIAMS/WILLIAMS III	9	1.73%
Write-In: Unassigned Candidates	3	0.58%
TOMENY/TAYLOR	2	0.38%
Write-In: CHARLIE TAUTUAA / SYLVIA MIERA FISK	2	0.38%
Write-In Totals	83	15.96%
Not Assigned	0	0.00%
Total Votes Cast	520	100.00%

Attorney General

Vote For 1

---

	TOTAL	VOTE %
REP DEREK BROWN	350	69.03%
DEM RUDY J BAUTISTA	83	16.37%
UUP MICHELLE QUIST	32	6.31%
LIB W. ANDREW MCCULLOUGH	22	4.34%
AUSTIN HEPWORTH	20	3.94%
Total Votes Cast	507	100.00%

EC05

State Auditor

Vote For 1

---

	TOTAL	VOTE %
REP TINA CANNON	361	72.49%
DEM CATHERINE VOUTAZ	90	18.07%
CON JEFFREY L. OSTLER	47	9.44%
Total Votes Cast	498	100.00%

State Treasurer

Vote For 1

---

	TOTAL	VOTE %
REP MARLO M. OAKS	378	76.52%
DEM NEIL A HANSEN	81	16.40%
UFP MILES POMEROY	35	7.08%
Total Votes Cast	494	100.00%

State House District 29

Vote For 1

---

	TOTAL	VOTE %
REP BRIDGER BOLINDER	383	77.53%
DEM RON DRAPER	111	22.47%
Total Votes Cast	494	100.00%

State School Board 10

Vote For 1

---

	TOTAL	VOTE %
REP MATT HYMAS	369	75.15%
DEM DEBORAH L. GATRELL	122	24.85%
Total Votes Cast	491	100.00%

EC05

County Council - District 3

Vote For 1

---

	TOTAL	VOTE %
REP TYE L HOFFMANN	382	100.00%
Total Votes Cast	382	100.00%

County Assessor

Vote For 1

---

	TOTAL	VOTE %
REP JOY L. PETERS	389	100.00%
Total Votes Cast	389	100.00%

County Recorder/Surveyor

Vote For 1

---

	TOTAL	VOTE %
REP JERRY M HOUGHTON	385	100.00%
Total Votes Cast	385	100.00%

County Treasurer

Vote For 1

---

	TOTAL	VOTE %
REP MICHAEL J. JENSEN	388	100.00%
Total Votes Cast	388	100.00%

Local School Board District 4

Vote For 1

---

	TOTAL	VOTE %
VALAREE ALLEN SHIELDS	305	65.45%
RANDALL SCOTT QUAREZ	161	34.55%
Total Votes Cast	466	100.00%



EC05

**MATTHEW B. DURRANT** Judicial Retention

Vote For 1

---

	TOTAL	VOTE %
YES	322	75.41%
NO	105	24.59%
Total Votes Cast	427	100.00%

**RYAN D. TENNEY** Judicial Retention

Vote For 1

---

	TOTAL	VOTE %
YES	322	76.12%
NO	101	23.88%
Total Votes Cast	423	100.00%

**HEATHER ANNETTE BRERETON** Judicial Retention

Vote For 1

---

	TOTAL	VOTE %
YES	290	68.88%
NO	131	31.12%
Total Votes Cast	421	100.00%

**TERESA LYNN WELCH** Judicial Retention

Vote For 1

---

	TOTAL	VOTE %
YES	301	72.01%
NO	117	27.99%
Total Votes Cast	418	100.00%

EC05

KRISTINE EDDE JOHNSON Judicial Retention

Vote For 1

---

	TOTAL	VOTE %
YES	293	70.26%
NO	124	29.74%
Total Votes Cast	417	100.00%

WILLIAM K. KENDALL Judicial Retention

Vote For 1

---

	TOTAL	VOTE %
YES	315	75.18%
NO	104	24.82%
Total Votes Cast	419	100.00%

LAURA S. SCOTT Judicial Retention

Vote For 1

---

	TOTAL	VOTE %
YES	303	72.84%
NO	113	27.16%
Total Votes Cast	416	100.00%

JAMES D. GARDNER Judicial Retention

Vote For 1

---

	TOTAL	VOTE %
YES	313	75.06%
NO	104	24.94%
Total Votes Cast	417	100.00%

EC05

KARA LEA PETTIT Judicial Retention

Vote For 1

---

	TOTAL	VOTE %
YES	283	68.03%
NO	133	31.97%
Total Votes Cast	416	100.00%

LELAND DOUGLAS HOGAN Judicial Retention

Vote For 1

---

	TOTAL	VOTE %
YES	312	72.56%
NO	118	27.44%
Total Votes Cast	430	100.00%

TUPAKK AMARU GUSTAVO RENTERIA Judicial Retention

Vote For 1

---

	TOTAL	VOTE %
YES	304	72.38%
NO	116	27.62%
Total Votes Cast	420	100.00%

ANNETTE T. JAN Judicial Retention

Vote For 1

---

	TOTAL	VOTE %
YES	307	73.62%
NO	110	26.38%
Total Votes Cast	417	100.00%

EC05

ELIZABETH MARIE KNIGHT Judicial Retention

Vote For 1

---

	TOTAL	VOTE %
YES	319	76.32%
NO	99	23.68%
Total Votes Cast	418	100.00%

MONICA DIAZ Judicial Retention

Vote For 1

---

	TOTAL	VOTE %
YES	311	73.87%
NO	110	26.13%
Total Votes Cast	421	100.00%

Constitutional Amendment B

Vote For 1

---

	TOTAL	VOTE %
FOR	329	64.76%
AGAINST	179	35.24%
Total Votes Cast	508	100.00%

Constitutional Amendment C

Vote For 1

---

	TOTAL	VOTE %
FOR	421	82.07%
AGAINST	92	17.93%
Total Votes Cast	513	100.00%

GV01:1

STATISTICS

	TOTAL
Registered Voters - Total	868
Ballots Cast - Total	719
Voter Turnout - Total	82.83%

U.S. President and Vice President

Vote For 1

	TOTAL	VOTE %
REP TRUMP/VANCE	569	80.25%
DEM HARRIS/WALZ	113	15.94%
Write-In: Unassigned Candidates	11	1.55%
LIB OLIVER/TER MAAT	9	1.27%
CON SKOUSEN/COMBS	4	0.56%
GRN STEIN/WARE	2	0.28%
DE LA CRUZ/GARCIA	1	0.14%
WEST/ABDULLAH	0	0.00%
EVERYLOVE	0	0.00%
Write-In: JAY J BOWMAN / DE D.	0	0.00%
Write-In: BUDDIE ARDEN WILKERSON	0	0.00%
Write-In: STEVE M. JOHNSON	0	0.00%
Write-In: ANDRE RAMON MC NEIL	0	0.00%
Write-In: PETER SONSKI / LAUREN MICHELLE ONAK	0	0.00%
Write-In: FUTURE MADAM POTUS	0	0.00%
Write-In: SHONDRA YEVETTE IRVING	0	0.00%
Write-In Totals	11	1.55%
Not Assigned	0	0.00%
Total Votes Cast	709	100.00%

GV01:1

U.S. Senate

Vote For 1

---

	TOTAL	VOTE %
REP JOHN CURTIS	564	81.27%
DEM CAROLINE GLEICH	86	12.39%
IAP CARLTON E. BOWEN	41	5.91%
Write-In: Unassigned Candidates	3	0.43%
Write-In: LAIRD FETZER HAMBLIN	0	0.00%
Write-In Totals	3	0.43%
Not Assigned	0	0.00%
Total Votes Cast	694	100.00%

U.S. House District 2

Vote For 1

---

	TOTAL	VOTE %
REP CELESTE MALOY	550	79.83%
DEM NATHANIEL E WOODWARD	88	12.77%
CON CASSIE EASLEY	37	5.37%
TYLER MURSET	14	2.03%
Total Votes Cast	689	100.00%

GV01:1

Governor and Lieutenant Governor

Vote For 1

---

	TOTAL	VOTE %
REP COX/HENDERSON	473	68.75%
Write-In: PHIL LYMAN / NATALIE	90	13.08%
DEM KING/CUMMINGS	70	10.17%
LIB LATHAM/SHORT	30	4.36%
IAP WILLIAMS/WILLIAMS III	17	2.47%
TOMENY/TAYLOR	6	0.87%
Write-In: Unassigned Candidates	1	0.15%
Write-In: CHARLIE TAUTUAA / SYLVIA MIERA FISK	1	0.15%
Write-In Totals	92	13.37%
Not Assigned	0	0.00%
<b>Total Votes Cast</b>	<b>688</b>	<b>100.00%</b>

Attorney General

Vote For 1

---

	TOTAL	VOTE %
REP DEREK BROWN	528	77.65%
DEM RUDY J BAUTISTA	81	11.91%
LIB W. ANDREW MCCULLOUGH	28	4.12%
UUP MICHELLE QUIST	22	3.24%
AUSTIN HEPWORTH	21	3.09%
<b>Total Votes Cast</b>	<b>680</b>	<b>100.00%</b>

GV01:1

State Auditor

Vote For 1

---

	TOTAL	VOTE %
REP TINA CANNON	535	80.45%
DEM CATHERINE VOUTAZ	77	11.58%
CON JEFFREY L. OSTLER	53	7.97%
Total Votes Cast	665	100.00%

State Treasurer

Vote For 1

---

	TOTAL	VOTE %
REP MARLO M. OAKS	555	83.71%
DEM NEIL A HANSEN	84	12.67%
UFP MILES POMEROY	24	3.62%
Total Votes Cast	663	100.00%

State House District 29

Vote For 1

---

	TOTAL	VOTE %
REP BRIDGER BOLINDER	573	85.39%
DEM RON DRAPER	98	14.61%
Total Votes Cast	671	100.00%

State School Board 10

Vote For 1

---

	TOTAL	VOTE %
REP MATT HYMAS	537	80.39%
DEM DEBORAH L. GATRELL	131	19.61%
Total Votes Cast	668	100.00%



GV01:1

County Assessor

Vote For 1

---

	TOTAL	VOTE %
REP JOY L. PETERS	553	100.00%
Total Votes Cast	553	100.00%

County Recorder/Surveyor

Vote For 1

---

	TOTAL	VOTE %
REP JERRY M HOUGHTON	550	100.00%
Total Votes Cast	550	100.00%

County Treasurer

Vote For 1

---

	TOTAL	VOTE %
REP MICHAEL J. JENSEN	553	100.00%
Total Votes Cast	553	100.00%

MATTHEW B. DURRANT Judicial Retention

Vote For 1

---

	TOTAL	VOTE %
YES	435	76.05%
NO	137	23.95%
Total Votes Cast	572	100.00%

GV01:1

**RYAN D. TENNEY Judicial Retention**

Vote For 1

---

	TOTAL	VOTE %
YES	410	72.18%
NO	158	27.82%
Total Votes Cast	568	100.00%

**HEATHER ANNETTE BRERETON Judicial Retention**

Vote For 1

---

	TOTAL	VOTE %
YES	404	70.38%
NO	170	29.62%
Total Votes Cast	574	100.00%

**TERESA LYNN WELCH Judicial Retention**

Vote For 1

---

	TOTAL	VOTE %
YES	413	72.08%
NO	160	27.92%
Total Votes Cast	573	100.00%

**KRISTINE EDDE JOHNSON Judicial Retention**

Vote For 1

---

	TOTAL	VOTE %
YES	400	70.42%
NO	168	29.58%
Total Votes Cast	568	100.00%

GV01:1

**WILLIAM K. KENDALL Judicial Retention**

Vote For 1

---

	TOTAL	VOTE %
YES	403	70.83%
NO	166	29.17%
Total Votes Cast	569	100.00%

**LAURA S. SCOTT Judicial Retention**

Vote For 1

---

	TOTAL	VOTE %
YES	415	72.43%
NO	158	27.57%
Total Votes Cast	573	100.00%

**JAMES D. GARDNER Judicial Retention**

Vote For 1

---

	TOTAL	VOTE %
YES	418	73.33%
NO	152	26.67%
Total Votes Cast	570	100.00%

**KARA LEA PETTIT Judicial Retention**

Vote For 1

---

	TOTAL	VOTE %
YES	398	70.19%
NO	169	29.81%
Total Votes Cast	567	100.00%

GV01:1

LELAND DOUGLAS HOGAN Judicial Retention

Vote For 1

---

	TOTAL	VOTE %
YES	441	76.03%
NO	139	23.97%
Total Votes Cast	580	100.00%

TUPAKK AMARU GUSTAVO RENTERIA Judicial Retention

Vote For 1

---

	TOTAL	VOTE %
YES	398	69.34%
NO	176	30.66%
Total Votes Cast	574	100.00%

ANNETTE T. JAN Judicial Retention

Vote For 1

---

	TOTAL	VOTE %
YES	408	71.45%
NO	163	28.55%
Total Votes Cast	571	100.00%

ELIZABETH MARIE KNIGHT Judicial Retention

Vote For 1

---

	TOTAL	VOTE %
YES	411	72.11%
NO	159	27.89%
Total Votes Cast	570	100.00%

GV01:1

MONICA DIAZ Judicial Retention

Vote For 1

---

	TOTAL	VOTE %
YES	408	71.96%
NO	159	28.04%
Total Votes Cast	567	100.00%

Constitutional Amendment B

Vote For 1

---

	TOTAL	VOTE %
FOR	415	62.69%
AGAINST	247	37.31%
Total Votes Cast	662	100.00%

Constitutional Amendment C

Vote For 1

---

	TOTAL	VOTE %
FOR	579	87.20%
AGAINST	85	12.80%
Total Votes Cast	664	100.00%

GV01:2U

STATISTICS

	TOTAL
Registered Voters - Total	154
Ballots Cast - Total	124
Voter Turnout - Total	80.52%

U.S. President and Vice President

Vote For 1

	TOTAL	VOTE %
REP TRUMP/VANCE	101	82.11%
DEM HARRIS/WALZ	17	13.82%
CON SKOUSEN/COMBS	3	2.44%
LIB OLIVER/TER MAAT	1	0.81%
Write-In: Unassigned Candidates	1	0.81%
WEST/ABDULLAH	0	0.00%
EVERYLOVE	0	0.00%
GRN STEIN/WARE	0	0.00%
DE LA CRUZ/GARCIA	0	0.00%
Write-In: JAY J BOWMAN / DE D.	0	0.00%
Write-In: BUDDIE ARDEN WILKERSON	0	0.00%
Write-In: STEVE M. JOHNSON	0	0.00%
Write-In: ANDRE RAMON MC NEIL	0	0.00%
Write-In: PETER SONSKI / LAUREN MICHELLE ONAK	0	0.00%
Write-In: FUTURE MADAM POTUS	0	0.00%
Write-In: SHONDRA YEVETTE IRVING	0	0.00%
Write-In Totals	1	0.81%
Not Assigned	0	0.00%
<b>Total Votes Cast</b>	<b>123</b>	<b>100.00%</b>

GV01:2U

U.S. Senate

Vote For 1

---

	TOTAL	VOTE %
REP JOHN CURTIS	93	75.61%
DEM CAROLINE GLEICH	16	13.01%
IAP CARLTON E. BOWEN	12	9.76%
Write-In: Unassigned Candidates	2	1.63%
Write-In: LAIRD FETZER HAMBLIN	0	0.00%
Write-In Totals	2	1.63%
Not Assigned	0	0.00%
Total Votes Cast	123	100.00%

U.S. House District 2

Vote For 1

---

	TOTAL	VOTE %
REP CELESTE MALOY	87	71.31%
DEM NATHANIEL E WOODWARD	16	13.11%
CON CASSIE EASLEY	15	12.30%
TYLER MURSET	4	3.28%
Total Votes Cast	122	100.00%

GV01:2U

Governor and Lieutenant Governor

Vote For 1

	TOTAL	VOTE %
REP COX/HENDERSON	68	56.67%
Write-In: PHIL LYMAN / NATALIE	19	15.83%
DEM KING/CUMMINGS	14	11.67%
IAP WILLIAMS/WILLIAMS III	11	9.17%
LIB LATHAM/SHORT	6	5.00%
TOMENY/TAYLOR	2	1.67%
Write-In: Unassigned Candidates	0	0.00%
Write-In: CHARLIE TAUTUAA / SYLVIA MIERA FISK	0	0.00%
Write-In Totals	19	15.83%
Not Assigned	0	0.00%
<b>Total Votes Cast</b>	<b>120</b>	<b>100.00%</b>

Attorney General

Vote For 1

	TOTAL	VOTE %
REP DEREK BROWN	92	76.03%
DEM RUDY J BAUTISTA	14	11.57%
AUSTIN HEPWORTH	7	5.79%
LIB W. ANDREW MCCULLOUGH	5	4.13%
UUP MICHELLE QUIST	3	2.48%
<b>Total Votes Cast</b>	<b>121</b>	<b>100.00%</b>



GV01:2U

State Auditor

Vote For 1

---

	TOTAL	VOTE %
REP TINA CANNON	97	79.51%
DEM CATHERINE VOUTAZ	15	12.30%
CON JEFFREY L. OSTLER	10	8.20%
Total Votes Cast	122	100.00%

State Treasurer

Vote For 1

---

	TOTAL	VOTE %
REP MARLO M. OAKS	97	80.83%
DEM NEIL A HANSEN	18	15.00%
UFP MILES POMEROY	5	4.17%
Total Votes Cast	120	100.00%

State House District 29

Vote For 1

---

	TOTAL	VOTE %
REP BRIDGER BOLINDER	97	82.20%
DEM RON DRAPER	21	17.80%
Total Votes Cast	118	100.00%

State School Board 10

Vote For 1

---

	TOTAL	VOTE %
REP MATT HYMAS	96	80.00%
DEM DEBORAH L. GATRELL	24	20.00%
Total Votes Cast	120	100.00%

GV01:2U

County Assessor

Vote For 1

---

	TOTAL	VOTE %
REP JOY L. PETERS	101	100.00%
Total Votes Cast	101	100.00%

County Recorder/Surveyor

Vote For 1

---

	TOTAL	VOTE %
REP JERRY M HOUGHTON	93	100.00%
Total Votes Cast	93	100.00%

County Treasurer

Vote For 1

---

	TOTAL	VOTE %
REP MICHAEL J. JENSEN	99	100.00%
Total Votes Cast	99	100.00%

MATTHEW B. DURRANT Judicial Retention

Vote For 1

---

	TOTAL	VOTE %
YES	71	66.36%
NO	36	33.64%
Total Votes Cast	107	100.00%

GV01:2U

**RYAN D. TENNEY Judicial Retention**

Vote For 1

---

	TOTAL	VOTE %
YES	67	63.21%
NO	39	36.79%
Total Votes Cast	106	100.00%

**HEATHER ANNETTE BRERETON Judicial Retention**

Vote For 1

---

	TOTAL	VOTE %
YES	61	58.65%
NO	43	41.35%
Total Votes Cast	104	100.00%

**TERESA LYNN WELCH Judicial Retention**

Vote For 1

---

	TOTAL	VOTE %
YES	62	59.05%
NO	43	40.95%
Total Votes Cast	105	100.00%

**KRISTINE EDDE JOHNSON Judicial Retention**

Vote For 1

---

	TOTAL	VOTE %
YES	59	56.73%
NO	45	43.27%
Total Votes Cast	104	100.00%

GV01:2U

**WILLIAM K. KENDALL Judicial Retention**

Vote For 1

---

	TOTAL	VOTE %
YES	69	66.35%
NO	35	33.65%
Total Votes Cast	104	100.00%

**LAURA S. SCOTT Judicial Retention**

Vote For 1

---

	TOTAL	VOTE %
YES	60	58.25%
NO	43	41.75%
Total Votes Cast	103	100.00%

**JAMES D. GARDNER Judicial Retention**

Vote For 1

---

	TOTAL	VOTE %
YES	64	61.54%
NO	40	38.46%
Total Votes Cast	104	100.00%

**KARA LEA PETTIT Judicial Retention**

Vote For 1

---

	TOTAL	VOTE %
YES	60	57.14%
NO	45	42.86%
Total Votes Cast	105	100.00%

GV01:2U

LELAND DOUGLAS HOGAN Judicial Retention

Vote For 1

---

	TOTAL	VOTE %
YES	77	70.64%
NO	32	29.36%
Total Votes Cast	109	100.00%

TUPAKK AMARU GUSTAVO RENTERIA Judicial Retention

Vote For 1

---

	TOTAL	VOTE %
YES	62	59.05%
NO	43	40.95%
Total Votes Cast	105	100.00%

ANNETTE T. JAN Judicial Retention

Vote For 1

---

	TOTAL	VOTE %
YES	59	56.73%
NO	45	43.27%
Total Votes Cast	104	100.00%

ELIZABETH MARIE KNIGHT Judicial Retention

Vote For 1

---

	TOTAL	VOTE %
YES	68	64.76%
NO	37	35.24%
Total Votes Cast	105	100.00%

GV01:2U

MONICA DIAZ Judicial Retention

Vote For 1

---

	TOTAL	VOTE %
YES	64	64.00%
NO	36	36.00%
Total Votes Cast	100	100.00%

Constitutional Amendment B

Vote For 1

---

	TOTAL	VOTE %
AGAINST	74	61.67%
FOR	46	38.33%
Total Votes Cast	120	100.00%

Constitutional Amendment C

Vote For 1

---

	TOTAL	VOTE %
FOR	97	80.83%
AGAINST	23	19.17%
Total Votes Cast	120	100.00%

GV01:3U

STATISTICS

	TOTAL
Registered Voters - Total	24
Ballots Cast - Total	20
Voter Turnout - Total	83.33%

U.S. President and Vice President

Vote For 1

	TOTAL	VOTE %
REP TRUMP/VANCE	14	70.00%
DEM HARRIS/WALZ	5	25.00%
LIB OLIVER/TER MAAT	1	5.00%
WEST/ABDULLAH	0	0.00%
EVERYLOVE	0	0.00%
CON SKOUSEN/COMBS	0	0.00%
GRN STEIN/WARE	0	0.00%
DE LA CRUZ/GARCIA	0	0.00%
Write-In: JAY J BOWMAN / DE D.	0	0.00%
Write-In: BUDDIE ARDEN WILKERSON	0	0.00%
Write-In: STEVE M. JOHNSON	0	0.00%
Write-In: ANDRE RAMON MC NEIL	0	0.00%
Write-In: PETER SONSKI / LAUREN MICHELLE ONAK	0	0.00%
Write-In: FUTURE MADAM POTUS	0	0.00%
Write-In: SHONDRA YEVETTE IRVING	0	0.00%
Write-In: Unassigned Candidates	0	0.00%
Write-In Totals	0	0.00%
Not Assigned	0	0.00%
Total Votes Cast	20	100.00%

GV01:3U

U.S. Senate

Vote For 1

---

	TOTAL	VOTE %
REP JOHN CURTIS	13	65.00%
DEM CAROLINE GLEICH	6	30.00%
IAP CARLTON E. BOWEN	1	5.00%
Write-In: Unassigned Candidates	0	0.00%
Write-In: LAIRD FETZER HAMBLIN	0	0.00%
Write-In Totals	0	0.00%
Not Assigned	0	0.00%
Total Votes Cast	20	100.00%

U.S. House District 2

Vote For 1

---

	TOTAL	VOTE %
REP CELESTE MALOY	12	60.00%
DEM NATHANIEL E WOODWARD	6	30.00%
CON CASSIE EASLEY	2	10.00%
TYLER MURSET	0	0.00%
Total Votes Cast	20	100.00%



GV01:3U

Governor and Lieutenant Governor

Vote For 1

---

	TOTAL	VOTE %
REP COX/HENDERSON	8	40.00%
DEM KING/CUMMINGS	7	35.00%
Write-In: PHIL LYMAN / NATALIE	3	15.00%
IAP WILLIAMS/WILLIAMS III	1	5.00%
Write-In: Unassigned Candidates	1	5.00%
LIB LATHAM/SHORT	0	0.00%
TOMENY/TAYLOR	0	0.00%
Write-In: CHARLIE TAUTUAA / SYLVIA MIERA FISK	0	0.00%
Write-In Totals	4	20.00%
Not Assigned	0	0.00%
<b>Total Votes Cast</b>	<b>20</b>	<b>100.00%</b>

Attorney General

Vote For 1

---

	TOTAL	VOTE %
REP DEREK BROWN	14	70.00%
DEM RUDY J BAUTISTA	5	25.00%
LIB W. ANDREW MCCULLOUGH	1	5.00%
AUSTIN HEPWORTH	0	0.00%
UUP MICHELLE QUIST	0	0.00%
<b>Total Votes Cast</b>	<b>20</b>	<b>100.00%</b>

GV01:3U

State Auditor

Vote For 1

---

	TOTAL	VOTE %
REP TINA CANNON	12	63.16%
DEM CATHERINE VOUTAZ	7	36.84%
CON JEFFREY L. OSTLER	0	0.00%
Total Votes Cast	19	100.00%

State Treasurer

Vote For 1

---

	TOTAL	VOTE %
REP MARLO M. OAKS	15	75.00%
DEM NEIL A HANSEN	5	25.00%
UFP MILES POMEROY	0	0.00%
Total Votes Cast	20	100.00%

State House District 29

Vote For 1

---

	TOTAL	VOTE %
REP BRIDGER BOLINDER	15	75.00%
DEM RON DRAPER	5	25.00%
Total Votes Cast	20	100.00%

State School Board 10

Vote For 1

---

	TOTAL	VOTE %
REP MATT HYMAS	12	60.00%
DEM DEBORAH L. GATRELL	8	40.00%
Total Votes Cast	20	100.00%

GV01:3U

County Assessor

Vote For 1

---

	TOTAL	VOTE %
REP JOY L. PETERS	13	100.00%
Total Votes Cast	13	100.00%

County Recorder/Surveyor

Vote For 1

---

	TOTAL	VOTE %
REP JERRY M HOUGHTON	13	100.00%
Total Votes Cast	13	100.00%

County Treasurer

Vote For 1

---

	TOTAL	VOTE %
REP MICHAEL J. JENSEN	13	100.00%
Total Votes Cast	13	100.00%

MATTHEW B. DURRANT Judicial Retention

Vote For 1

---

	TOTAL	VOTE %
YES	13	86.67%
NO	2	13.33%
Total Votes Cast	15	100.00%

GV01:3U

**RYAN D. TENNEY Judicial Retention**

Vote For 1

---

	TOTAL	VOTE %
YES	13	86.67%
NO	2	13.33%
Total Votes Cast	15	100.00%

**HEATHER ANNETTE BRERETON Judicial Retention**

Vote For 1

---

	TOTAL	VOTE %
YES	12	70.59%
NO	5	29.41%
Total Votes Cast	17	100.00%

**TERESA LYNN WELCH Judicial Retention**

Vote For 1

---

	TOTAL	VOTE %
YES	13	76.47%
NO	4	23.53%
Total Votes Cast	17	100.00%

**KRISTINE EDDE JOHNSON Judicial Retention**

Vote For 1

---

	TOTAL	VOTE %
YES	13	76.47%
NO	4	23.53%
Total Votes Cast	17	100.00%

GV01:3U

**WILLIAM K. KENDALL Judicial Retention**

Vote For 1

---

	TOTAL	VOTE %
YES	13	76.47%
NO	4	23.53%
Total Votes Cast	17	100.00%

**LAURA S. SCOTT Judicial Retention**

Vote For 1

---

	TOTAL	VOTE %
YES	12	75.00%
NO	4	25.00%
Total Votes Cast	16	100.00%

**JAMES D. GARDNER Judicial Retention**

Vote For 1

---

	TOTAL	VOTE %
YES	13	76.47%
NO	4	23.53%
Total Votes Cast	17	100.00%

**KARA LEA PETTIT Judicial Retention**

Vote For 1

---

	TOTAL	VOTE %
YES	13	76.47%
NO	4	23.53%
Total Votes Cast	17	100.00%

GV01:3U

LELAND DOUGLAS HOGAN Judicial Retention

Vote For 1

---

	TOTAL	VOTE %
YES	12	70.59%
NO	5	29.41%
Total Votes Cast	17	100.00%

TUPAKK AMARU GUSTAVO RENTERIA Judicial Retention

Vote For 1

---

	TOTAL	VOTE %
YES	13	76.47%
NO	4	23.53%
Total Votes Cast	17	100.00%

ANNETTE T. JAN Judicial Retention

Vote For 1

---

	TOTAL	VOTE %
YES	13	76.47%
NO	4	23.53%
Total Votes Cast	17	100.00%

ELIZABETH MARIE KNIGHT Judicial Retention

Vote For 1

---

	TOTAL	VOTE %
YES	13	76.47%
NO	4	23.53%
Total Votes Cast	17	100.00%

GV01:3U

MONICA DIAZ Judicial Retention

Vote For 1

---

	TOTAL	VOTE %
YES	13	76.47%
NO	4	23.53%
Total Votes Cast	17	100.00%

Constitutional Amendment B

Vote For 1

---

	TOTAL	VOTE %
FOR	12	63.16%
AGAINST	7	36.84%
Total Votes Cast	19	100.00%

Constitutional Amendment C

Vote For 1

---

	TOTAL	VOTE %
FOR	17	89.47%
AGAINST	2	10.53%
Total Votes Cast	19	100.00%

GV02:1

STATISTICS

	TOTAL
Registered Voters - Total	813
Ballots Cast - Total	665
Voter Turnout - Total	81.80%

U.S. President and Vice President

Vote For 1

	TOTAL	VOTE %
REP TRUMP/VANCE	503	76.33%
DEM HARRIS/WALZ	133	20.18%
CON SKOUSEN/COMBS	6	0.91%
LIB OLIVER/TER MAAT	5	0.76%
EVERYLOVE	4	0.61%
Write-In: Unassigned Candidates	4	0.61%
GRN STEIN/WARE	3	0.46%
Write-In: PETER SONSKI / LAUREN MICHELLE ONAK	1	0.15%
WEST/ABDULLAH	0	0.00%
DE LA CRUZ/GARCIA	0	0.00%
Write-In: JAY J BOWMAN / DE D.	0	0.00%
Write-In: BUDDIE ARDEN WILKERSON	0	0.00%
Write-In: STEVE M. JOHNSON	0	0.00%
Write-In: ANDRE RAMON MC NEIL	0	0.00%
Write-In: FUTURE MADAM POTUS	0	0.00%
Write-In: SHONDRA YEVETTE IRVING	0	0.00%
Write-In Totals	5	0.76%
Not Assigned	0	0.00%
Total Votes Cast	659	100.00%



GV02:1

U.S. Senate

Vote For 1

---

	TOTAL	VOTE %
REP JOHN CURTIS	493	76.32%
DEM CAROLINE GLEICH	103	15.94%
IAP CARLTON E. BOWEN	41	6.35%
Write-In: Unassigned Candidates	8	1.24%
Write-In: LAIRD FETZER HAMBLIN	1	0.15%
Write-In Totals	9	1.39%
Not Assigned	0	0.00%
Total Votes Cast	646	100.00%

U.S. House District 2

Vote For 1

---

	TOTAL	VOTE %
REP CELESTE MALOY	472	74.10%
DEM NATHANIEL E WOODWARD	97	15.23%
CON CASSIE EASLEY	49	7.69%
TYLER MURSET	19	2.98%
Total Votes Cast	637	100.00%

GV02:1

Governor and Lieutenant Governor

Vote For 1

---

	TOTAL	VOTE %
REP COX/HENDERSON	384	60.00%
DEM KING/CUMMINGS	103	16.09%
Write-In: PHIL LYMAN / NATALIE	83	12.97%
LIB LATHAM/SHORT	39	6.09%
IAP WILLIAMS/WILLIAMS III	18	2.81%
TOMENY/TAYLOR	9	1.41%
Write-In: Unassigned Candidates	4	0.62%
Write-In: CHARLIE TAUTUAA / SYLVIA MIERA FISK	0	0.00%
Write-In Totals	87	13.59%
Not Assigned	0	0.00%
<b>Total Votes Cast</b>	<b>640</b>	<b>100.00%</b>

Attorney General

Vote For 1

---

	TOTAL	VOTE %
REP DEREK BROWN	431	70.31%
DEM RUDY J BAUTISTA	96	15.66%
LIB W. ANDREW MCCULLOUGH	32	5.22%
UUP MICHELLE QUIST	32	5.22%
AUSTIN HEPWORTH	22	3.59%
<b>Total Votes Cast</b>	<b>613</b>	<b>100.00%</b>

GV02:1

State Auditor

Vote For 1

---

	TOTAL	VOTE %
REP TINA CANNON	458	76.46%
DEM CATHERINE VOUTAZ	97	16.19%
CON JEFFREY L. OSTLER	44	7.35%
Total Votes Cast	599	100.00%

State Treasurer

Vote For 1

---

	TOTAL	VOTE %
REP MARLO M. OAKS	469	78.56%
DEM NEIL A HANSEN	108	18.09%
UFP MILES POMEROY	20	3.35%
Total Votes Cast	597	100.00%

State House District 29

Vote For 1

---

	TOTAL	VOTE %
REP BRIDGER BOLINDER	487	80.63%
DEM RON DRAPER	117	19.37%
Total Votes Cast	604	100.00%

State School Board 10

Vote For 1

---

	TOTAL	VOTE %
REP MATT HYMAS	473	78.70%
DEM DEBORAH L. GATRELL	128	21.30%
Total Votes Cast	601	100.00%

GV02:1

County Assessor

Vote For 1

---

	TOTAL	VOTE %
REP JOY L. PETERS	490	100.00%
Total Votes Cast	490	100.00%

County Recorder/Surveyor

Vote For 1

---

	TOTAL	VOTE %
REP JERRY M HOUGHTON	487	100.00%
Total Votes Cast	487	100.00%

County Treasurer

Vote For 1

---

	TOTAL	VOTE %
REP MICHAEL J. JENSEN	490	100.00%
Total Votes Cast	490	100.00%

MATTHEW B. DURRANT Judicial Retention

Vote For 1

---

	TOTAL	VOTE %
YES	382	72.21%
NO	147	27.79%
Total Votes Cast	529	100.00%

GV02:1

**RYAN D. TENNEY Judicial Retention**

Vote For 1

---

	TOTAL	VOTE %
YES	379	72.33%
NO	145	27.67%
Total Votes Cast	524	100.00%

**HEATHER ANNETTE BRERETON Judicial Retention**

Vote For 1

---

	TOTAL	VOTE %
YES	344	66.41%
NO	174	33.59%
Total Votes Cast	518	100.00%

**TERESA LYNN WELCH Judicial Retention**

Vote For 1

---

	TOTAL	VOTE %
YES	353	68.02%
NO	166	31.98%
Total Votes Cast	519	100.00%

**KRISTINE EDDE JOHNSON Judicial Retention**

Vote For 1

---

	TOTAL	VOTE %
YES	348	67.44%
NO	168	32.56%
Total Votes Cast	516	100.00%

GV02:1

**WILLIAM K. KENDALL Judicial Retention**

Vote For 1

---

	TOTAL	VOTE %
YES	362	70.29%
NO	153	29.71%
Total Votes Cast	515	100.00%

**LAURA S. SCOTT Judicial Retention**

Vote For 1

---

	TOTAL	VOTE %
YES	363	70.35%
NO	153	29.65%
Total Votes Cast	516	100.00%

**JAMES D. GARDNER Judicial Retention**

Vote For 1

---

	TOTAL	VOTE %
YES	368	71.18%
NO	149	28.82%
Total Votes Cast	517	100.00%

**KARA LEA PETTIT Judicial Retention**

Vote For 1

---

	TOTAL	VOTE %
YES	355	68.53%
NO	163	31.47%
Total Votes Cast	518	100.00%

GV02:1

LELAND DOUGLAS HOGAN Judicial Retention

Vote For 1

---

	TOTAL	VOTE %
YES	372	71.54%
NO	148	28.46%
Total Votes Cast	520	100.00%

TUPAKK AMARU GUSTAVO RENTERIA Judicial Retention

Vote For 1

---

	TOTAL	VOTE %
YES	353	68.28%
NO	164	31.72%
Total Votes Cast	517	100.00%

ANNETTE T. JAN Judicial Retention

Vote For 1

---

	TOTAL	VOTE %
YES	366	70.79%
NO	151	29.21%
Total Votes Cast	517	100.00%

ELIZABETH MARIE KNIGHT Judicial Retention

Vote For 1

---

	TOTAL	VOTE %
YES	372	72.37%
NO	142	27.63%
Total Votes Cast	514	100.00%

GV02:1

MONICA DIAZ Judicial Retention

Vote For 1

---

	TOTAL	VOTE %
YES	344	68.25%
NO	160	31.75%
Total Votes Cast	504	100.00%

Constitutional Amendment B

Vote For 1

---

	TOTAL	VOTE %
FOR	368	60.53%
AGAINST	240	39.47%
Total Votes Cast	608	100.00%

Constitutional Amendment C

Vote For 1

---

	TOTAL	VOTE %
FOR	531	86.48%
AGAINST	83	13.52%
Total Votes Cast	614	100.00%



GV02:2 Suppressed

STATISTICS

	TOTAL
Registered Voters - Total	9
Ballots Cast - Total	6
Voter Turnout - Total	66.67%

U.S. President and Vice President

Vote For 1

	TOTAL	VOTE %
REP TRUMP/VANCE		
WEST/ABDULLAH		
EVERYLOVE		
CON SKOUSEN/COMBS		
GRN STEIN/WARE		
LIB OLIVER/TER MAAT		
DEM HARRIS/WALZ		
DE LA CRUZ/GARCIA		
Write-In: JAY J BOWMAN / DE D.		
Write-In: BUDDIE ARDEN WILKERSON		
Write-In: STEVE M. JOHNSON		
Write-In: ANDRE RAMON MC NEIL		
Write-In: PETER SONSKI / LAUREN MICHELLE ONAK		
Write-In: FUTURE MADAM POTUS		
Write-In: SHONDRA YEVETTE IRVING		
Write-In: Unassigned Candidates		
Write-In Totals		
Not Assigned		
Total Votes Cast		

GV02:2 Suppressed

U.S. Senate

Vote For 1

---

	TOTAL	VOTE %
REP JOHN CURTIS		
IAP CARLTON E. BOWEN		
DEM CAROLINE GLEICH		
Write-In: Unassigned Candidates		
Write-In: LAIRD FETZER HAMBLIN		
Write-In Totals		
Not Assigned		
Total Votes Cast		

U.S. House District 2

Vote For 1

---

	TOTAL	VOTE %
REP CELESTE MALOY		
DEM NATHANIEL E WOODWARD		
CON CASSIE EASLEY		
TYLER MURSET		
Total Votes Cast		

GV02:2 Suppressed

Governor and Lieutenant Governor

Vote For 1

	TOTAL	VOTE %
REP COX/HENDERSON		
IAP WILLIAMS/WILLIAMS III		
DEM KING/CUMMINGS		
LIB LATHAM/SHORT		
TOMENY/TAYLOR		
Write-In: Unassigned Candidates		
Write-In: PHIL LYMAN / NATALIE		
Write-In: CHARLIE TAUTUAA / SYLVIA MIERA FISK		
Write-In Totals		
Not Assigned		
Total Votes Cast		

Attorney General

Vote For 1

	TOTAL	VOTE %
REP DEREK BROWN		
DEM RUDY J BAUTISTA		
LIB W. ANDREW MCCULLOUGH		
AUSTIN HEPWORTH		
UUP MICHELLE QUIST		
Total Votes Cast		

GV02:2 Suppressed

State Auditor

Vote For 1

---

	TOTAL	VOTE %
REP TINA CANNON		
CON JEFFREY L. OSTLER		
DEM CATHERINE VOUTAZ		
Total Votes Cast		

---

State Treasurer

Vote For 1

---

	TOTAL	VOTE %
REP MARLO M. OAKS		
UFP MILES POMEROY		
DEM NEIL A HANSEN		
Total Votes Cast		

---

State House District 29

Vote For 1

---

	TOTAL	VOTE %
REP BRIDGER BOLINDER		
DEM RON DRAPER		
Total Votes Cast		

---

State School Board 10

Vote For 1

---

	TOTAL	VOTE %
REP MATT HYMAS		
DEM DEBORAH L. GATRELL		
Total Votes Cast		

---

GV02:2 Suppressed

County Assessor

Vote For 1

---

	TOTAL	VOTE %
--	-------	--------

REP JOY L. PETERS

---

Total Votes Cast	
------------------	--

County Recorder/Surveyor

Vote For 1

---

	TOTAL	VOTE %
--	-------	--------

REP JERRY M HOUGHTON

---

Total Votes Cast	
------------------	--

County Treasurer

Vote For 1

---

	TOTAL	VOTE %
--	-------	--------

REP MICHAEL J. JENSEN

---

Total Votes Cast	
------------------	--

Local School Board District 4

Vote For 1

---

	TOTAL	VOTE %
--	-------	--------

VALAREE ALLEN SHIELDS

RANDALL SCOTT QUAREZ

---

Total Votes Cast	
------------------	--

GV02:2 Suppressed

**MATTHEW B. DURRANT** Judicial Retention

Vote For 1

---

	TOTAL	VOTE %
--	-------	--------

YES

NO

Total Votes Cast

**RYAN D. TENNEY** Judicial Retention

Vote For 1

---

	TOTAL	VOTE %
--	-------	--------

YES

NO

Total Votes Cast

**HEATHER ANNETTE BRERETON** Judicial Retention

Vote For 1

---

	TOTAL	VOTE %
--	-------	--------

YES

NO

Total Votes Cast

**TERESA LYNN WELCH** Judicial Retention

Vote For 1

---

	TOTAL	VOTE %
--	-------	--------

YES

NO

Total Votes Cast

GV02:2 Suppressed

**KRISTINE EDDE JOHNSON** Judicial Retention

Vote For 1

---

	TOTAL	VOTE %
--	-------	--------

YES

NO

Total Votes Cast

**WILLIAM K. KENDALL** Judicial Retention

Vote For 1

---

	TOTAL	VOTE %
--	-------	--------

YES

NO

Total Votes Cast

**LAURA S. SCOTT** Judicial Retention

Vote For 1

---

	TOTAL	VOTE %
--	-------	--------

YES

NO

Total Votes Cast

**JAMES D. GARDNER** Judicial Retention

Vote For 1

---

	TOTAL	VOTE %
--	-------	--------

YES

NO

Total Votes Cast

GV02:2 Suppressed

**KARA LEA PETTIT Judicial Retention**

Vote For 1

---

	TOTAL	VOTE %
--	-------	--------

YES

NO

Total Votes Cast

**LELAND DOUGLAS HOGAN Judicial Retention**

Vote For 1

---

	TOTAL	VOTE %
--	-------	--------

YES

NO

Total Votes Cast

**TUPAKK AMARU GUSTAVO RENTERIA Judicial Retention**

Vote For 1

---

	TOTAL	VOTE %
--	-------	--------

YES

NO

Total Votes Cast

**ANNETTE T. JAN Judicial Retention**

Vote For 1

---

	TOTAL	VOTE %
--	-------	--------

YES

NO

Total Votes Cast



GV02:2 Suppressed

ELIZABETH MARIE KNIGHT Judicial Retention

Vote For 1

---

	TOTAL	VOTE %
--	-------	--------

YES

NO

Total Votes Cast

MONICA DIAZ Judicial Retention

Vote For 1

---

	TOTAL	VOTE %
--	-------	--------

YES

NO

Total Votes Cast

Constitutional Amendment B

Vote For 1

---

	TOTAL	VOTE %
--	-------	--------

FOR

AGAINST

Total Votes Cast

Constitutional Amendment C

Vote For 1

---

	TOTAL	VOTE %
--	-------	--------

FOR

AGAINST

Total Votes Cast

GV02:3

STATISTICS

	TOTAL
Registered Voters - Total	0
Ballots Cast - Total	0
Voter Turnout - Total	0.00%

U.S. President and Vice President

Vote For 1

	TOTAL	VOTE %
WEST/ABDULLAH	0	
EVERYLOVE	0	
CON SKOUSEN/COMBS	0	
GRN STEIN/WARE	0	
REP TRUMP/VANCE	0	
LIB OLIVER/TER MAAT	0	
DEM HARRIS/WALZ	0	
DE LA CRUZ/GARCIA	0	
Write-In: JAY J BOWMAN / DE D.	0	
Write-In: BUDDIE ARDEN WILKERSON	0	
Write-In: STEVE M. JOHNSON	0	
Write-In: ANDRE RAMON MC NEIL	0	
Write-In: PETER SONSKI / LAUREN MICHELLE ONAK	0	
Write-In: FUTURE MADAM POTUS	0	
Write-In: SHONDRA YEVETTE IRVING	0	
Write-In: Unassigned Candidates	0	
Write-In Totals	0	
Not Assigned	0	
Total Votes Cast	0	

GV02:3

U.S. Senate

Vote For 1

---

	TOTAL	VOTE %
IAP CARLTON E. BOWEN	0	
REP JOHN CURTIS	0	
DEM CAROLINE GLEICH	0	
Write-In: Unassigned Candidates	0	
Write-In: LAIRD FETZER HAMBLIN	0	
Write-In Totals	0	
Not Assigned	0	
Total Votes Cast	0	

U.S. House District 2

Vote For 1

---

	TOTAL	VOTE %
DEM NATHANIEL E WOODWARD	0	
CON CASSIE EASLEY	0	
REP CELESTE MALOY	0	
TYLER MURSET	0	
Total Votes Cast	0	

GV02:3

Governor and Lieutenant Governor

Vote For 1

---

	TOTAL	VOTE %
REP COX/HENDERSON	0	
IAP WILLIAMS/WILLIAMS III	0	
DEM KING/CUMMINGS	0	
LIB LATHAM/SHORT	0	
TOMENY/TAYLOR	0	
Write-In: Unassigned Candidates	0	
Write-In: PHIL LYMAN / NATALIE	0	
Write-In: CHARLIE TAUTUAA / SYLVIA MIERA FISK	0	
Write-In Totals	0	
Not Assigned	0	
Total Votes Cast	0	

Attorney General

Vote For 1

---

	TOTAL	VOTE %
REP DEREK BROWN	0	
DEM RUDY J BAUTISTA	0	
LIB W. ANDREW MCCULLOUGH	0	
AUSTIN HEPWORTH	0	
UUP MICHELLE QUIST	0	
Total Votes Cast	0	

GV02:3

State Auditor

Vote For 1

---

	TOTAL	VOTE %
REP TINA CANNON	0	
CON JEFFREY L. OSTLER	0	
DEM CATHERINE VOUTAZ	0	
Total Votes Cast	0	

State Treasurer

Vote For 1

---

	TOTAL	VOTE %
UFP MILES POMEROY	0	
REP MARLO M. OAKS	0	
DEM NEIL A HANSEN	0	
Total Votes Cast	0	

State House District 29

Vote For 1

---

	TOTAL	VOTE %
REP BRIDGER BOLINDER	0	
DEM RON DRAPER	0	
Total Votes Cast	0	

State School Board 10

Vote For 1

---

	TOTAL	VOTE %
DEM DEBORAH L. GATRELL	0	
REP MATT HYMAS	0	
Total Votes Cast	0	

GV02:3

County Assessor

Vote For 1

---

	TOTAL	VOTE %
REP JOY L. PETERS	0	
Total Votes Cast	0	

County Recorder/Surveyor

Vote For 1

---

	TOTAL	VOTE %
REP JERRY M HOUGHTON	0	
Total Votes Cast	0	

County Treasurer

Vote For 1

---

	TOTAL	VOTE %
REP MICHAEL J. JENSEN	0	
Total Votes Cast	0	

MATTHEW B. DURRANT Judicial Retention

Vote For 1

---

	TOTAL	VOTE %
YES	0	
NO	0	
Total Votes Cast	0	

GV02:3

**RYAN D. TENNEY Judicial Retention**

Vote For 1

---

	TOTAL	VOTE %
YES	0	
NO	0	
Total Votes Cast	0	

**HEATHER ANNETTE BRERETON Judicial Retention**

Vote For 1

---

	TOTAL	VOTE %
YES	0	
NO	0	
Total Votes Cast	0	

**TERESA LYNN WELCH Judicial Retention**

Vote For 1

---

	TOTAL	VOTE %
YES	0	
NO	0	
Total Votes Cast	0	

**KRISTINE EDDE JOHNSON Judicial Retention**

Vote For 1

---

	TOTAL	VOTE %
YES	0	
NO	0	
Total Votes Cast	0	

GV02:3

**WILLIAM K. KENDALL Judicial Retention**

Vote For 1

---

	TOTAL	VOTE %
YES	0	
NO	0	
Total Votes Cast	0	

---

**LAURA S. SCOTT Judicial Retention**

Vote For 1

---

	TOTAL	VOTE %
YES	0	
NO	0	
Total Votes Cast	0	

---

**JAMES D. GARDNER Judicial Retention**

Vote For 1

---

	TOTAL	VOTE %
YES	0	
NO	0	
Total Votes Cast	0	

---

**KARA LEA PETTIT Judicial Retention**

Vote For 1

---

	TOTAL	VOTE %
YES	0	
NO	0	
Total Votes Cast	0	

---



GV02:3

LELAND DOUGLAS HOGAN Judicial Retention

Vote For 1

---

	TOTAL	VOTE %
YES	0	
NO	0	
Total Votes Cast	0	

TUPAKK AMARU GUSTAVO RENTERIA Judicial Retention

Vote For 1

---

	TOTAL	VOTE %
YES	0	
NO	0	
Total Votes Cast	0	

ANNETTE T. JAN Judicial Retention

Vote For 1

---

	TOTAL	VOTE %
YES	0	
NO	0	
Total Votes Cast	0	

ELIZABETH MARIE KNIGHT Judicial Retention

Vote For 1

---

	TOTAL	VOTE %
YES	0	
NO	0	
Total Votes Cast	0	

GV02:3

MONICA DIAZ Judicial Retention

Vote For 1

---

	TOTAL	VOTE %
YES	0	
NO	0	
Total Votes Cast	0	

---

Constitutional Amendment B

Vote For 1

---

	TOTAL	VOTE %
FOR	0	
AGAINST	0	
Total Votes Cast	0	

---

Constitutional Amendment C

Vote For 1

---

	TOTAL	VOTE %
FOR	0	
AGAINST	0	
Total Votes Cast	0	

---

GV02:4

STATISTICS

	TOTAL
Registered Voters - Total	0
Ballots Cast - Total	0
Voter Turnout - Total	0.00%

U.S. President and Vice President

Vote For 1

	TOTAL	VOTE %
WEST/ABDULLAH	0	
EVERYLOVE	0	
CON SKOUSEN/COMBS	0	
GRN STEIN/WARE	0	
REP TRUMP/VANCE	0	
LIB OLIVER/TER MAAT	0	
DEM HARRIS/WALZ	0	
DE LA CRUZ/GARCIA	0	
Write-In: JAY J BOWMAN / DE D.	0	
Write-In: BUDDIE ARDEN WILKERSON	0	
Write-In: STEVE M. JOHNSON	0	
Write-In: ANDRE RAMON MC NEIL	0	
Write-In: PETER SONSKI / LAUREN MICHELLE ONAK	0	
Write-In: FUTURE MADAM POTUS	0	
Write-In: SHONDRA YEVETTE IRVING	0	
Write-In: Unassigned Candidates	0	
Write-In Totals	0	
Not Assigned	0	
Total Votes Cast	0	

GV02:4

U.S. Senate

Vote For 1

---

	TOTAL	VOTE %
IAP CARLTON E. BOWEN	0	
REP JOHN CURTIS	0	
DEM CAROLINE GLEICH	0	
Write-In: Unassigned Candidates	0	
Write-In: LAIRD FETZER HAMBLIN	0	
Write-In Totals	0	
Not Assigned	0	
Total Votes Cast	0	

U.S. House District 2

Vote For 1

---

	TOTAL	VOTE %
DEM NATHANIEL E WOODWARD	0	
CON CASSIE EASLEY	0	
REP CELESTE MALOY	0	
TYLER MURSET	0	
Total Votes Cast	0	

GV02:4

Governor and Lieutenant Governor

Vote For 1

---

	TOTAL	VOTE %
REP COX/HENDERSON	0	
IAP WILLIAMS/WILLIAMS III	0	
DEM KING/CUMMINGS	0	
LIB LATHAM/SHORT	0	
TOMENY/TAYLOR	0	
Write-In: Unassigned Candidates	0	
Write-In: PHIL LYMAN / NATALIE	0	
Write-In: CHARLIE TAUTUAA / SYLVIA MIERA FISK	0	
Write-In Totals	0	
Not Assigned	0	
Total Votes Cast	0	

Attorney General

Vote For 1

---

	TOTAL	VOTE %
REP DEREK BROWN	0	
DEM RUDY J BAUTISTA	0	
LIB W. ANDREW MCCULLOUGH	0	
AUSTIN HEPWORTH	0	
UUP MICHELLE QUIST	0	
Total Votes Cast	0	

GV02:4

State Auditor

Vote For 1

---

	TOTAL	VOTE %
REP TINA CANNON	0	
CON JEFFREY L. OSTLER	0	
DEM CATHERINE VOUTAZ	0	
Total Votes Cast	0	

State Treasurer

Vote For 1

---

	TOTAL	VOTE %
UFP MILES POMEROY	0	
REP MARLO M. OAKS	0	
DEM NEIL A HANSEN	0	
Total Votes Cast	0	

State House District 29

Vote For 1

---

	TOTAL	VOTE %
REP BRIDGER BOLINDER	0	
DEM RON DRAPER	0	
Total Votes Cast	0	

State School Board 10

Vote For 1

---

	TOTAL	VOTE %
DEM DEBORAH L. GATRELL	0	
REP MATT HYMAS	0	
Total Votes Cast	0	

GV02:4

County Assessor

Vote For 1

---

	TOTAL	VOTE %
REP JOY L. PETERS	0	
Total Votes Cast	0	

County Recorder/Surveyor

Vote For 1

---

	TOTAL	VOTE %
REP JERRY M HOUGHTON	0	
Total Votes Cast	0	

County Treasurer

Vote For 1

---

	TOTAL	VOTE %
REP MICHAEL J. JENSEN	0	
Total Votes Cast	0	

MATTHEW B. DURRANT Judicial Retention

Vote For 1

---

	TOTAL	VOTE %
YES	0	
NO	0	
Total Votes Cast	0	

GV02:4

**RYAN D. TENNEY Judicial Retention**

Vote For 1

---

	TOTAL	VOTE %
YES	0	
NO	0	
Total Votes Cast	0	

**HEATHER ANNETTE BRERETON Judicial Retention**

Vote For 1

---

	TOTAL	VOTE %
YES	0	
NO	0	
Total Votes Cast	0	

**TERESA LYNN WELCH Judicial Retention**

Vote For 1

---

	TOTAL	VOTE %
YES	0	
NO	0	
Total Votes Cast	0	

**KRISTINE EDDE JOHNSON Judicial Retention**

Vote For 1

---

	TOTAL	VOTE %
YES	0	
NO	0	
Total Votes Cast	0	



GV02:4

**WILLIAM K. KENDALL Judicial Retention**

Vote For 1

---

	TOTAL	VOTE %
YES	0	
NO	0	
Total Votes Cast	0	

---

**LAURA S. SCOTT Judicial Retention**

Vote For 1

---

	TOTAL	VOTE %
YES	0	
NO	0	
Total Votes Cast	0	

---

**JAMES D. GARDNER Judicial Retention**

Vote For 1

---

	TOTAL	VOTE %
YES	0	
NO	0	
Total Votes Cast	0	

---

**KARA LEA PETTIT Judicial Retention**

Vote For 1

---

	TOTAL	VOTE %
YES	0	
NO	0	
Total Votes Cast	0	

---

GV02:4

LELAND DOUGLAS HOGAN Judicial Retention

Vote For 1

---

	TOTAL	VOTE %
YES	0	
NO	0	
Total Votes Cast	0	

TUPAKK AMARU GUSTAVO RENTERIA Judicial Retention

Vote For 1

---

	TOTAL	VOTE %
YES	0	
NO	0	
Total Votes Cast	0	

ANNETTE T. JAN Judicial Retention

Vote For 1

---

	TOTAL	VOTE %
YES	0	
NO	0	
Total Votes Cast	0	

ELIZABETH MARIE KNIGHT Judicial Retention

Vote For 1

---

	TOTAL	VOTE %
YES	0	
NO	0	
Total Votes Cast	0	

GV02:4

MONICA DIAZ Judicial Retention

Vote For 1

---

	TOTAL	VOTE %
YES	0	
NO	0	
Total Votes Cast	0	

Constitutional Amendment B

Vote For 1

---

	TOTAL	VOTE %
FOR	0	
AGAINST	0	
Total Votes Cast	0	

Constitutional Amendment C

Vote For 1

---

	TOTAL	VOTE %
FOR	0	
AGAINST	0	
Total Votes Cast	0	

GV03

STATISTICS

	TOTAL
Registered Voters - Total	988
Ballots Cast - Total	822
Voter Turnout - Total	83.20%

U.S. President and Vice President

Vote For 1

	TOTAL	VOTE %
REP TRUMP/VANCE	612	75.00%
DEM HARRIS/WALZ	171	20.96%
CON SKOUSEN/COMBS	12	1.47%
GRN STEIN/WARE	6	0.74%
LIB OLIVER/TER MAAT	6	0.74%
Write-In: Unassigned Candidates	4	0.49%
DE LA CRUZ/GARCIA	3	0.37%
EVERYLOVE	1	0.12%
Write-In: PETER SONSKI / LAUREN MICHELLE ONAK	1	0.12%
WEST/ABDULLAH	0	0.00%
Write-In: JAY J BOWMAN / DE D.	0	0.00%
Write-In: BUDDIE ARDEN WILKERSON	0	0.00%
Write-In: STEVE M. JOHNSON	0	0.00%
Write-In: ANDRE RAMON MC NEIL	0	0.00%
Write-In: FUTURE MADAM POTUS	0	0.00%
Write-In: SHONDRA YEVETTE IRVING	0	0.00%
Write-In Totals	5	0.61%
Not Assigned	0	0.00%
<b>Total Votes Cast</b>	<b>816</b>	<b>100.00%</b>

GV03

U.S. Senate

Vote For 1

---

	TOTAL	VOTE %
REP JOHN CURTIS	585	73.86%
DEM CAROLINE GLEICH	147	18.56%
IAP CARLTON E. BOWEN	55	6.94%
Write-In: Unassigned Candidates	3	0.38%
Write-In: LAIRD FETZER HAMBLIN	2	0.25%
Write-In Totals	5	0.63%
Not Assigned	0	0.00%
Total Votes Cast	792	100.00%

U.S. House District 2

Vote For 1

---

	TOTAL	VOTE %
REP CELESTE MALOY	558	71.36%
DEM NATHANIEL E WOODWARD	143	18.29%
CON CASSIE EASLEY	65	8.31%
TYLER MURSET	16	2.05%
Total Votes Cast	782	100.00%

GV03

Governor and Lieutenant Governor

Vote For 1

	TOTAL	VOTE %
REP COX/HENDERSON	480	60.68%
Write-In: PHIL LYMAN / NATALIE	128	16.18%
DEM KING/CUMMINGS	121	15.30%
LIB LATHAM/SHORT	38	4.80%
IAP WILLIAMS/WILLIAMS III	18	2.28%
TOMENY/TAYLOR	4	0.51%
Write-In: CHARLIE TAUTUAA / SYLVIA MIERA FISK	2	0.25%
Write-In: Unassigned Candidates	0	0.00%
Write-In Totals	130	16.43%
Not Assigned	0	0.00%
<b>Total Votes Cast</b>	<b>791</b>	<b>100.00%</b>

Attorney General

Vote For 1

	TOTAL	VOTE %
REP DEREK BROWN	547	71.13%
DEM RUDY J BAUTISTA	137	17.82%
UUP MICHELLE QUIST	32	4.16%
LIB W. ANDREW MCCULLOUGH	31	4.03%
AUSTIN HEPWORTH	22	2.86%
<b>Total Votes Cast</b>	<b>769</b>	<b>100.00%</b>

GV03

State Auditor

Vote For 1

---

	TOTAL	VOTE %
REP TINA CANNON	556	73.06%
DEM CATHERINE VOUTAZ	127	16.69%
CON JEFFREY L. OSTLER	78	10.25%
Total Votes Cast	761	100.00%

State Treasurer

Vote For 1

---

	TOTAL	VOTE %
REP MARLO M. OAKS	586	77.51%
DEM NEIL A HANSEN	134	17.72%
UFP MILES POMEROY	36	4.76%
Total Votes Cast	756	100.00%

State House District 29

Vote For 1

---

	TOTAL	VOTE %
REP BRIDGER BOLINDER	606	79.74%
DEM RON DRAPER	154	20.26%
Total Votes Cast	760	100.00%

State School Board 10

Vote For 1

---

	TOTAL	VOTE %
REP MATT HYMAS	575	75.36%
DEM DEBORAH L. GATRELL	188	24.64%
Total Votes Cast	763	100.00%

GV03

County Assessor

Vote For 1

---

	TOTAL	VOTE %
REP JOY L. PETERS	638	100.00%
Total Votes Cast	638	100.00%

County Recorder/Surveyor

Vote For 1

---

	TOTAL	VOTE %
REP JERRY M HOUGHTON	622	100.00%
Total Votes Cast	622	100.00%

County Treasurer

Vote For 1

---

	TOTAL	VOTE %
REP MICHAEL J. JENSEN	631	100.00%
Total Votes Cast	631	100.00%

MATTHEW B. DURRANT Judicial Retention

Vote For 1

---

	TOTAL	VOTE %
YES	472	71.73%
NO	186	28.27%
Total Votes Cast	658	100.00%



GV03

RYAN D. TENNEY Judicial Retention

Vote For 1

---

	TOTAL	VOTE %
YES	473	71.99%
NO	184	28.01%
Total Votes Cast	657	100.00%

HEATHER ANNETTE BRERETON Judicial Retention

Vote For 1

---

	TOTAL	VOTE %
YES	447	67.93%
NO	211	32.07%
Total Votes Cast	658	100.00%

TERESA LYNN WELCH Judicial Retention

Vote For 1

---

	TOTAL	VOTE %
YES	461	70.17%
NO	196	29.83%
Total Votes Cast	657	100.00%

KRISTINE EDDE JOHNSON Judicial Retention

Vote For 1

---

	TOTAL	VOTE %
YES	458	69.71%
NO	199	30.29%
Total Votes Cast	657	100.00%

GV03

WILLIAM K. KENDALL Judicial Retention

Vote For 1

---

	TOTAL	VOTE %
YES	467	71.19%
NO	189	28.81%
Total Votes Cast	656	100.00%

LAURA S. SCOTT Judicial Retention

Vote For 1

---

	TOTAL	VOTE %
YES	462	70.43%
NO	194	29.57%
Total Votes Cast	656	100.00%

JAMES D. GARDNER Judicial Retention

Vote For 1

---

	TOTAL	VOTE %
YES	479	72.91%
NO	178	27.09%
Total Votes Cast	657	100.00%

KARA LEA PETTIT Judicial Retention

Vote For 1

---

	TOTAL	VOTE %
YES	442	67.28%
NO	215	32.72%
Total Votes Cast	657	100.00%

GV03

LELAND DOUGLAS HOGAN Judicial Retention

Vote For 1

---

	TOTAL	VOTE %
YES	480	72.62%
NO	181	27.38%
Total Votes Cast	661	100.00%

TUPAKK AMARU GUSTAVO RENTERIA Judicial Retention

Vote For 1

---

	TOTAL	VOTE %
YES	441	67.12%
NO	216	32.88%
Total Votes Cast	657	100.00%

ANNETTE T. JAN Judicial Retention

Vote For 1

---

	TOTAL	VOTE %
YES	461	70.27%
NO	195	29.73%
Total Votes Cast	656	100.00%

ELIZABETH MARIE KNIGHT Judicial Retention

Vote For 1

---

	TOTAL	VOTE %
YES	478	72.31%
NO	183	27.69%
Total Votes Cast	661	100.00%

GV03

MONICA DIAZ Judicial Retention

Vote For 1

---

	TOTAL	VOTE %
YES	446	68.72%
NO	203	31.28%
Total Votes Cast	649	100.00%

Constitutional Amendment B

Vote For 1

---

	TOTAL	VOTE %
FOR	443	58.29%
AGAINST	317	41.71%
Total Votes Cast	760	100.00%

Constitutional Amendment C

Vote For 1

---

	TOTAL	VOTE %
FOR	673	88.55%
AGAINST	87	11.45%
Total Votes Cast	760	100.00%

GV04:1

STATISTICS

	TOTAL
Registered Voters - Total	1,265
Ballots Cast - Total	1,084
Voter Turnout - Total	85.69%

U.S. President and Vice President

Vote For 1

	TOTAL	VOTE %
REP TRUMP/VANCE	842	78.11%
DEM HARRIS/WALZ	194	18.00%
LIB OLIVER/TER MAAT	18	1.67%
EVERYLOVE	6	0.56%
CON SKOUSEN/COMBS	6	0.56%
Write-In: Unassigned Candidates	6	0.56%
GRN STEIN/WARE	5	0.46%
WEST/ABDULLAH	1	0.09%
DE LA CRUZ/GARCIA	0	0.00%
Write-In: JAY J BOWMAN / DE D.	0	0.00%
Write-In: BUDDIE ARDEN WILKERSON	0	0.00%
Write-In: STEVE M. JOHNSON	0	0.00%
Write-In: ANDRE RAMON MC NEIL	0	0.00%
Write-In: PETER SONSKI / LAUREN MICHELLE ONAK	0	0.00%
Write-In: FUTURE MADAM POTUS	0	0.00%
Write-In: SHONDRA YEVETTE IRVING	0	0.00%
Write-In Totals	6	0.56%
Not Assigned	0	0.00%
Total Votes Cast	1,078	100.00%

GV04:1

U.S. Senate

Vote For 1

---

	TOTAL	VOTE %
REP JOHN CURTIS	788	75.05%
DEM CAROLINE GLEICH	165	15.71%
IAP CARLTON E. BOWEN	93	8.86%
Write-In: Unassigned Candidates	4	0.38%
Write-In: LAIRD FETZER HAMBLIN	0	0.00%
Write-In Totals	4	0.38%
Not Assigned	0	0.00%
Total Votes Cast	1,050	100.00%

U.S. House District 2

Vote For 1

---

	TOTAL	VOTE %
REP CELESTE MALOY	783	76.69%
DEM NATHANIEL E WOODWARD	146	14.30%
CON CASSIE EASLEY	67	6.56%
TYLER MURSET	25	2.45%
Total Votes Cast	1,021	100.00%

GV04:1

Governor and Lieutenant Governor

Vote For 1

	TOTAL	VOTE %
REP COX/HENDERSON	607	58.20%
Write-In: PHIL LYMAN / NATALIE	216	20.71%
DEM KING/CUMMINGS	138	13.23%
IAP WILLIAMS/WILLIAMS III	39	3.74%
LIB LATHAM/SHORT	33	3.16%
TOMENY/TAYLOR	5	0.48%
Write-In: CHARLIE TAUTUAA / SYLVIA MIERA FISK	3	0.29%
Write-In: Unassigned Candidates	2	0.19%
Write-In Totals	221	21.19%
Not Assigned	0	0.00%
<b>Total Votes Cast</b>	<b>1,043</b>	<b>100.00%</b>

Attorney General

Vote For 1

	TOTAL	VOTE %
REP DEREK BROWN	746	72.99%
DEM RUDY J BAUTISTA	135	13.21%
UUP MICHELLE QUIST	53	5.19%
LIB W. ANDREW MCCULLOUGH	48	4.70%
AUSTIN HEPWORTH	40	3.91%
<b>Total Votes Cast</b>	<b>1,022</b>	<b>100.00%</b>

GV04:1

State Auditor

Vote For 1

---

	TOTAL	VOTE %
REP TINA CANNON	765	75.59%
DEM CATHERINE VOUTAZ	171	16.90%
CON JEFFREY L. OSTLER	76	7.51%
Total Votes Cast	1,012	100.00%

State Treasurer

Vote For 1

---

	TOTAL	VOTE %
REP MARLO M. OAKS	795	79.34%
DEM NEIL A HANSEN	145	14.47%
UFP MILES POMEROY	62	6.19%
Total Votes Cast	1,002	100.00%

State House District 29

Vote For 1

---

	TOTAL	VOTE %
REP BRIDGER BOLINDER	836	81.32%
DEM RON DRAPER	192	18.68%
Total Votes Cast	1,028	100.00%

State School Board 10

Vote For 1

---

	TOTAL	VOTE %
REP MATT HYMAS	779	77.74%
DEM DEBORAH L. GATRELL	223	22.26%
Total Votes Cast	1,002	100.00%



GV04:1

County Assessor

Vote For 1

---

	TOTAL	VOTE %
REP JOY L. PETERS	862	100.00%
Total Votes Cast	862	100.00%

County Recorder/Surveyor

Vote For 1

---

	TOTAL	VOTE %
REP JERRY M HOUGHTON	845	100.00%
Total Votes Cast	845	100.00%

County Treasurer

Vote For 1

---

	TOTAL	VOTE %
REP MICHAEL J. JENSEN	854	100.00%
Total Votes Cast	854	100.00%

MATTHEW B. DURRANT Judicial Retention

Vote For 1

---

	TOTAL	VOTE %
YES	640	72.40%
NO	244	27.60%
Total Votes Cast	884	100.00%

GV04:1

**RYAN D. TENNEY Judicial Retention**

Vote For 1

---

	TOTAL	VOTE %
YES	634	71.88%
NO	248	28.12%
Total Votes Cast	882	100.00%

**HEATHER ANNETTE BRERETON Judicial Retention**

Vote For 1

---

	TOTAL	VOTE %
YES	616	69.37%
NO	272	30.63%
Total Votes Cast	888	100.00%

**TERESA LYNN WELCH Judicial Retention**

Vote For 1

---

	TOTAL	VOTE %
YES	616	69.29%
NO	273	30.71%
Total Votes Cast	889	100.00%

**KRISTINE EDDE JOHNSON Judicial Retention**

Vote For 1

---

	TOTAL	VOTE %
YES	592	66.67%
NO	296	33.33%
Total Votes Cast	888	100.00%

GV04:1

**WILLIAM K. KENDALL Judicial Retention**

Vote For 1

---

	TOTAL	VOTE %
YES	622	70.28%
NO	263	29.72%
Total Votes Cast	885	100.00%

**LAURA S. SCOTT Judicial Retention**

Vote For 1

---

	TOTAL	VOTE %
YES	633	71.61%
NO	251	28.39%
Total Votes Cast	884	100.00%

**JAMES D. GARDNER Judicial Retention**

Vote For 1

---

	TOTAL	VOTE %
YES	633	71.69%
NO	250	28.31%
Total Votes Cast	883	100.00%

**KARA LEA PETTIT Judicial Retention**

Vote For 1

---

	TOTAL	VOTE %
YES	587	66.40%
NO	297	33.60%
Total Votes Cast	884	100.00%

GV04:1

LELAND DOUGLAS HOGAN Judicial Retention

Vote For 1

---

	TOTAL	VOTE %
YES	635	71.11%
NO	258	28.89%
Total Votes Cast	893	100.00%

TUPAKK AMARU GUSTAVO RENTERIA Judicial Retention

Vote For 1

---

	TOTAL	VOTE %
YES	591	66.93%
NO	292	33.07%
Total Votes Cast	883	100.00%

ANNETTE T. JAN Judicial Retention

Vote For 1

---

	TOTAL	VOTE %
YES	617	69.88%
NO	266	30.12%
Total Votes Cast	883	100.00%

ELIZABETH MARIE KNIGHT Judicial Retention

Vote For 1

---

	TOTAL	VOTE %
YES	624	70.91%
NO	256	29.09%
Total Votes Cast	880	100.00%

GV04:1

MONICA DIAZ Judicial Retention

Vote For 1

---

	TOTAL	VOTE %
YES	602	68.96%
NO	271	31.04%
Total Votes Cast	873	100.00%

Constitutional Amendment B

Vote For 1

---

	TOTAL	VOTE %
FOR	636	63.98%
AGAINST	358	36.02%
Total Votes Cast	994	100.00%

Constitutional Amendment C

Vote For 1

---

	TOTAL	VOTE %
FOR	886	88.07%
AGAINST	120	11.93%
Total Votes Cast	1,006	100.00%

GV04:2U Suppressed

STATISTICS

	TOTAL
Registered Voters - Total	4
Ballots Cast - Total	3
Voter Turnout - Total	75.00%

U.S. President and Vice President

Vote For 1

	TOTAL	VOTE %
REP TRUMP/VANCE		
LIB OLIVER/TER MAAT		
WEST/ABDULLAH		
EVERYLOVE		
CON SKOUSEN/COMBS		
GRN STEIN/WARE		
DEM HARRIS/WALZ		
DE LA CRUZ/GARCIA		
Write-In: JAY J BOWMAN / DE D.		
Write-In: BUDDIE ARDEN WILKERSON		
Write-In: STEVE M. JOHNSON		
Write-In: ANDRE RAMON MC NEIL		
Write-In: PETER SONSKI / LAUREN MICHELLE ONAK		
Write-In: FUTURE MADAM POTUS		
Write-In: SHONDRA YEVETTE IRVING		
Write-In: Unassigned Candidates		
Write-In Totals		
Not Assigned		
Total Votes Cast		

GV04:2U Suppressed

U.S. Senate

Vote For 1

---

	TOTAL	VOTE %
REP JOHN CURTIS		
IAP CARLTON E. BOWEN		
DEM CAROLINE GLEICH		
Write-In: Unassigned Candidates		
Write-In: LAIRD FETZER HAMBLIN		
Write-In Totals		
Not Assigned		
Total Votes Cast		

U.S. House District 2

Vote For 1

---

	TOTAL	VOTE %
REP CELESTE MALOY		
DEM NATHANIEL E WOODWARD		
CON CASSIE EASLEY		
TYLER MURSET		
Total Votes Cast		

GV04:2U Suppressed

Governor and Lieutenant Governor

Vote For 1

	TOTAL	VOTE %
REP COX/HENDERSON		
IAP WILLIAMS/WILLIAMS III		
DEM KING/CUMMINGS		
LIB LATHAM/SHORT		
TOMENY/TAYLOR		
Write-In: Unassigned Candidates		
Write-In: PHIL LYMAN / NATALIE		
Write-In: CHARLIE TAUTUAA / SYLVIA MIERA FISK		
Write-In Totals		
Not Assigned		
Total Votes Cast		

Attorney General

Vote For 1

	TOTAL	VOTE %
REP DEREK BROWN		
DEM RUDY J BAUTISTA		
LIB W. ANDREW MCCULLOUGH		
AUSTIN HEPWORTH		
UUP MICHELLE QUIST		
Total Votes Cast		



GV04:2U Suppressed

State Auditor

Vote For 1

---

	TOTAL	VOTE %
REP TINA CANNON		
CON JEFFREY L. OSTLER		
DEM CATHERINE VOUTAZ		
Total Votes Cast		

---

State Treasurer

Vote For 1

---

	TOTAL	VOTE %
REP MARLO M. OAKS		
UFP MILES POMEROY		
DEM NEIL A HANSEN		
Total Votes Cast		

---

State House District 29

Vote For 1

---

	TOTAL	VOTE %
REP BRIDGER BOLINDER		
DEM RON DRAPER		
Total Votes Cast		

---

State School Board 10

Vote For 1

---

	TOTAL	VOTE %
REP MATT HYMAS		
DEM DEBORAH L. GATRELL		
Total Votes Cast		

---

GV04:2U Suppressed

County Assessor

Vote For 1

---

	TOTAL	VOTE %
--	-------	--------

REP JOY L. PETERS

Total Votes Cast

---

County Recorder/Surveyor

Vote For 1

---

	TOTAL	VOTE %
--	-------	--------

REP JERRY M HOUGHTON

Total Votes Cast

---

County Treasurer

Vote For 1

---

	TOTAL	VOTE %
--	-------	--------

REP MICHAEL J. JENSEN

Total Votes Cast

---

MATTHEW B. DURRANT Judicial Retention

Vote For 1

---

	TOTAL	VOTE %
--	-------	--------

YES

NO

Total Votes Cast

---

GV04:2U Suppressed

**RYAN D. TENNEY Judicial Retention**

Vote For 1

---

	TOTAL	VOTE %
--	-------	--------

YES

NO

Total Votes Cast

---

**HEATHER ANNETTE BRERETON Judicial Retention**

Vote For 1

---

	TOTAL	VOTE %
--	-------	--------

YES

NO

Total Votes Cast

---

**TERESA LYNN WELCH Judicial Retention**

Vote For 1

---

	TOTAL	VOTE %
--	-------	--------

YES

NO

Total Votes Cast

---

**KRISTINE EDDE JOHNSON Judicial Retention**

Vote For 1

---

	TOTAL	VOTE %
--	-------	--------

YES

NO

Total Votes Cast

GV04:2U Suppressed

**WILLIAM K. KENDALL** Judicial Retention

Vote For 1

---

	TOTAL	VOTE %
--	-------	--------

YES

NO

Total Votes Cast

**LAURA S. SCOTT** Judicial Retention

Vote For 1

---

	TOTAL	VOTE %
--	-------	--------

YES

NO

Total Votes Cast

**JAMES D. GARDNER** Judicial Retention

Vote For 1

---

	TOTAL	VOTE %
--	-------	--------

YES

NO

Total Votes Cast

**KARA LEA PETTIT** Judicial Retention

Vote For 1

---

	TOTAL	VOTE %
--	-------	--------

YES

NO

Total Votes Cast

GV04:2U Suppressed

LELAND DOUGLAS HOGAN Judicial Retention

Vote For 1

---

	TOTAL	VOTE %
--	-------	--------

YES

---

NO

---

Total Votes Cast

---

TUPAKK AMARU GUSTAVO RENTERIA Judicial Retention

Vote For 1

---

	TOTAL	VOTE %
--	-------	--------

YES

---

NO

---

Total Votes Cast

---

ANNETTE T. JAN Judicial Retention

Vote For 1

---

	TOTAL	VOTE %
--	-------	--------

YES

---

NO

---

Total Votes Cast

---

ELIZABETH MARIE KNIGHT Judicial Retention

Vote For 1

---

	TOTAL	VOTE %
--	-------	--------

YES

---

NO

---

Total Votes Cast

---

GV04:2U Suppressed

MONICA DIAZ Judicial Retention

Vote For 1

---

	TOTAL	VOTE %
--	-------	--------

YES

NO

Total Votes Cast

Constitutional Amendment B

Vote For 1

---

	TOTAL	VOTE %
--	-------	--------

AGAINST

FOR

Total Votes Cast

Constitutional Amendment C

Vote For 1

---

	TOTAL	VOTE %
--	-------	--------

FOR

AGAINST

Total Votes Cast

GV04:3U Suppressed

STATISTICS

	TOTAL
Registered Voters - Total	0
Ballots Cast - Total	2
Voter Turnout - Total	0.00%

U.S. President and Vice President

Vote For 1

	TOTAL	VOTE %
REP TRUMP/VANCE		
WEST/ABDULLAH		
EVERYLOVE		
CON SKOUSEN/COMBS		
GRN STEIN/WARE		
LIB OLIVER/TER MAAT		
DEM HARRIS/WALZ		
DE LA CRUZ/GARCIA		
Write-In: JAY J BOWMAN / DE D.		
Write-In: BUDDIE ARDEN WILKERSON		
Write-In: STEVE M. JOHNSON		
Write-In: ANDRE RAMON MC NEIL		
Write-In: PETER SONSKI / LAUREN MICHELLE ONAK		
Write-In: FUTURE MADAM POTUS		
Write-In: SHONDRA YEVETTE IRVING		
Write-In: Unassigned Candidates		
Write-In Totals		
Not Assigned		
Total Votes Cast		

GV04:3U Suppressed

U.S. Senate

Vote For 1

---

	TOTAL	VOTE %
REP JOHN CURTIS		
IAP CARLTON E. BOWEN		
DEM CAROLINE GLEICH		
Write-In: Unassigned Candidates		
Write-In: LAIRD FETZER HAMBLIN		
Write-In Totals		
Not Assigned		
Total Votes Cast		

U.S. House District 2

Vote For 1

---

	TOTAL	VOTE %
REP CELESTE MALOY		
DEM NATHANIEL E WOODWARD		
CON CASSIE EASLEY		
TYLER MURSET		
Total Votes Cast		



GV04:3U Suppressed

Governor and Lieutenant Governor

Vote For 1

	TOTAL	VOTE %
DEM KING/CUMMINGS		
TOMENY/TAYLOR		
REP COX/HENDERSON		
IAP WILLIAMS/WILLIAMS III		
LIB LATHAM/SHORT		
Write-In: Unassigned Candidates		
Write-In: PHIL LYMAN / NATALIE		
Write-In: CHARLIE TAUTUAA / SYLVIA MIERA FISK		
Write-In Totals		
Not Assigned		
Total Votes Cast		

Attorney General

Vote For 1

	TOTAL	VOTE %
REP DEREK BROWN		
DEM RUDY J BAUTISTA		
LIB W. ANDREW MCCULLOUGH		
AUSTIN HEPWORTH		
UUP MICHELLE QUIST		
Total Votes Cast		

GV04:3U Suppressed

State Auditor

Vote For 1

---

	TOTAL	VOTE %
REP TINA CANNON		
CON JEFFREY L. OSTLER		
DEM CATHERINE VOUTAZ		
Total Votes Cast		

---

State Treasurer

Vote For 1

---

	TOTAL	VOTE %
REP MARLO M. OAKS		
UFP MILES POMEROY		
DEM NEIL A HANSEN		
Total Votes Cast		

---

State House District 29

Vote For 1

---

	TOTAL	VOTE %
REP BRIDGER BOLINDER		
DEM RON DRAPER		
Total Votes Cast		

---

State School Board 10

Vote For 1

---

	TOTAL	VOTE %
REP MATT HYMAS		
DEM DEBORAH L. GATRELL		
Total Votes Cast		

---

GV04:3U Suppressed

County Assessor

Vote For 1

---

	TOTAL	VOTE %
--	-------	--------

REP JOY L. PETERS

---

Total Votes Cast	
------------------	--

County Recorder/Surveyor

Vote For 1

---

	TOTAL	VOTE %
--	-------	--------

REP JERRY M HOUGHTON

---

Total Votes Cast	
------------------	--

County Treasurer

Vote For 1

---

	TOTAL	VOTE %
--	-------	--------

REP MICHAEL J. JENSEN

---

Total Votes Cast	
------------------	--

MATTHEW B. DURRANT Judicial Retention

Vote For 1

---

	TOTAL	VOTE %
--	-------	--------

YES

NO

---

Total Votes Cast	
------------------	--

GV04:3U Suppressed

**RYAN D. TENNEY Judicial Retention**

Vote For 1

---

	TOTAL	VOTE %
--	-------	--------

YES

NO

Total Votes Cast

---

**HEATHER ANNETTE BRERETON Judicial Retention**

Vote For 1

---

	TOTAL	VOTE %
--	-------	--------

YES

NO

Total Votes Cast

---

**TERESA LYNN WELCH Judicial Retention**

Vote For 1

---

	TOTAL	VOTE %
--	-------	--------

YES

NO

Total Votes Cast

---

**KRISTINE EDDE JOHNSON Judicial Retention**

Vote For 1

---

	TOTAL	VOTE %
--	-------	--------

YES

NO

Total Votes Cast

GV04:3U Suppressed

**WILLIAM K. KENDALL** Judicial Retention

Vote For 1

---

	TOTAL	VOTE %
--	-------	--------

YES

NO

Total Votes Cast

**LAURA S. SCOTT** Judicial Retention

Vote For 1

---

	TOTAL	VOTE %
--	-------	--------

YES

NO

Total Votes Cast

**JAMES D. GARDNER** Judicial Retention

Vote For 1

---

	TOTAL	VOTE %
--	-------	--------

YES

NO

Total Votes Cast

**KARA LEA PETTIT** Judicial Retention

Vote For 1

---

	TOTAL	VOTE %
--	-------	--------

YES

NO

Total Votes Cast

GV04:3U Suppressed

LELAND DOUGLAS HOGAN Judicial Retention

Vote For 1

---

	TOTAL	VOTE %
--	-------	--------

YES

---

NO

---

Total Votes Cast

---

TUPAKK AMARU GUSTAVO RENTERIA Judicial Retention

Vote For 1

---

	TOTAL	VOTE %
--	-------	--------

YES

---

NO

---

Total Votes Cast

---

ANNETTE T. JAN Judicial Retention

Vote For 1

---

	TOTAL	VOTE %
--	-------	--------

YES

---

NO

---

Total Votes Cast

---

ELIZABETH MARIE KNIGHT Judicial Retention

Vote For 1

---

	TOTAL	VOTE %
--	-------	--------

YES

---

NO

---

Total Votes Cast

---

GV04:3U Suppressed

MONICA DIAZ Judicial Retention

Vote For 1

---

	TOTAL	VOTE %
--	-------	--------

YES

NO

Total Votes Cast

Constitutional Amendment B

Vote For 1

---

	TOTAL	VOTE %
--	-------	--------

FOR

AGAINST

Total Votes Cast

Constitutional Amendment C

Vote For 1

---

	TOTAL	VOTE %
--	-------	--------

FOR

AGAINST

Total Votes Cast

GV05

STATISTICS

	TOTAL
Registered Voters - Total	868
Ballots Cast - Total	746
Voter Turnout - Total	85.94%

U.S. President and Vice President

Vote For 1

	TOTAL	VOTE %
REP TRUMP/VANCE	553	74.73%
DEM HARRIS/WALZ	160	21.62%
Write-In: Unassigned Candidates	11	1.49%
LIB OLIVER/TER MAAT	7	0.95%
GRN STEIN/WARE	3	0.41%
CON SKOUSEN/COMBS	2	0.27%
DE LA CRUZ/GARCIA	2	0.27%
EVERYLOVE	1	0.14%
Write-In: PETER SONSKI / LAUREN MICHELLE ONAK	1	0.14%
WEST/ABDULLAH	0	0.00%
Write-In: JAY J BOWMAN / DE D.	0	0.00%
Write-In: BUDDIE ARDEN WILKERSON	0	0.00%
Write-In: STEVE M. JOHNSON	0	0.00%
Write-In: ANDRE RAMON MC NEIL	0	0.00%
Write-In: FUTURE MADAM POTUS	0	0.00%
Write-In: SHONDRA YEVETTE IRVING	0	0.00%
Write-In Totals	12	1.62%
Not Assigned	0	0.00%
Total Votes Cast	740	100.00%



GV05

U.S. Senate

Vote For 1

---

	TOTAL	VOTE %
REP JOHN CURTIS	517	71.21%
DEM CAROLINE GLEICH	128	17.63%
IAP CARLTON E. BOWEN	79	10.88%
Write-In: Unassigned Candidates	2	0.28%
Write-In: LAIRD FETZER HAMBLIN	0	0.00%
Write-In Totals	2	0.28%
Not Assigned	0	0.00%
<b>Total Votes Cast</b>	<b>726</b>	<b>100.00%</b>

U.S. House District 2

Vote For 1

---

	TOTAL	VOTE %
REP CELESTE MALOY	528	73.64%
DEM NATHANIEL E WOODWARD	124	17.29%
CON CASSIE EASLEY	51	7.11%
TYLER MURSET	14	1.95%
<b>Total Votes Cast</b>	<b>717</b>	<b>100.00%</b>

GV05

Governor and Lieutenant Governor

Vote For 1

	TOTAL	VOTE %
REP COX/HENDERSON	408	56.90%
Write-In: PHIL LYMAN / NATALIE	132	18.41%
DEM KING/CUMMINGS	114	15.90%
LIB LATHAM/SHORT	33	4.60%
IAP WILLIAMS/WILLIAMS III	25	3.49%
Write-In: Unassigned Candidates	4	0.56%
TOMENY/TAYLOR	1	0.14%
Write-In: CHARLIE TAUTUAA / SYLVIA MIERA FISK	0	0.00%
Write-In Totals	136	18.97%
Not Assigned	0	0.00%
<b>Total Votes Cast</b>	<b>717</b>	<b>100.00%</b>

Attorney General

Vote For 1

	TOTAL	VOTE %
REP DEREK BROWN	499	70.68%
DEM RUDY J BAUTISTA	104	14.73%
UUP MICHELLE QUIST	45	6.37%
LIB W. ANDREW MCCULLOUGH	32	4.53%
AUSTIN HEPWORTH	26	3.68%
<b>Total Votes Cast</b>	<b>706</b>	<b>100.00%</b>

GV05

State Auditor

Vote For 1

---

	TOTAL	VOTE %
REP TINA CANNON	498	72.07%
DEM CATHERINE VOUTAZ	123	17.80%
CON JEFFREY L. OSTLER	70	10.13%
Total Votes Cast	691	100.00%

State Treasurer

Vote For 1

---

	TOTAL	VOTE %
REP MARLO M. OAKS	547	79.16%
DEM NEIL A HANSEN	109	15.77%
UFP MILES POMEROY	35	5.07%
Total Votes Cast	691	100.00%

State House District 29

Vote For 1

---

	TOTAL	VOTE %
REP BRIDGER BOLINDER	581	81.95%
DEM RON DRAPER	128	18.05%
Total Votes Cast	709	100.00%

State School Board 10

Vote For 1

---

	TOTAL	VOTE %
REP MATT HYMAS	529	77.11%
DEM DEBORAH L. GATRELL	157	22.89%
Total Votes Cast	686	100.00%

GV05

County Assessor

Vote For 1

---

	TOTAL	VOTE %
REP JOY L. PETERS	589	100.00%
Total Votes Cast	589	100.00%

County Recorder/Surveyor

Vote For 1

---

	TOTAL	VOTE %
REP JERRY M HOUGHTON	582	100.00%
Total Votes Cast	582	100.00%

County Treasurer

Vote For 1

---

	TOTAL	VOTE %
REP MICHAEL J. JENSEN	592	100.00%
Total Votes Cast	592	100.00%

MATTHEW B. DURRANT Judicial Retention

Vote For 1

---

	TOTAL	VOTE %
YES	468	76.35%
NO	145	23.65%
Total Votes Cast	613	100.00%

GV05

RYAN D. TENNEY Judicial Retention

Vote For 1

---

	TOTAL	VOTE %
YES	446	72.76%
NO	167	27.24%
Total Votes Cast	613	100.00%

HEATHER ANNETTE BRERETON Judicial Retention

Vote For 1

---

	TOTAL	VOTE %
YES	436	69.65%
NO	190	30.35%
Total Votes Cast	626	100.00%

TERESA LYNN WELCH Judicial Retention

Vote For 1

---

	TOTAL	VOTE %
YES	458	73.28%
NO	167	26.72%
Total Votes Cast	625	100.00%

KRISTINE EDDE JOHNSON Judicial Retention

Vote For 1

---

	TOTAL	VOTE %
YES	431	69.63%
NO	188	30.37%
Total Votes Cast	619	100.00%

GV05

WILLIAM K. KENDALL Judicial Retention

Vote For 1

---

	TOTAL	VOTE %
YES	451	73.21%
NO	165	26.79%
Total Votes Cast	616	100.00%

LAURA S. SCOTT Judicial Retention

Vote For 1

---

	TOTAL	VOTE %
YES	452	72.90%
NO	168	27.10%
Total Votes Cast	620	100.00%

JAMES D. GARDNER Judicial Retention

Vote For 1

---

	TOTAL	VOTE %
YES	463	75.16%
NO	153	24.84%
Total Votes Cast	616	100.00%

KARA LEA PETTIT Judicial Retention

Vote For 1

---

	TOTAL	VOTE %
YES	412	66.99%
NO	203	33.01%
Total Votes Cast	615	100.00%

GV05

LELAND DOUGLAS HOGAN Judicial Retention

Vote For 1

---

	TOTAL	VOTE %
YES	472	74.45%
NO	162	25.55%
Total Votes Cast	634	100.00%

TUPAKK AMARU GUSTAVO RENTERIA Judicial Retention

Vote For 1

---

	TOTAL	VOTE %
YES	432	69.68%
NO	188	30.32%
Total Votes Cast	620	100.00%

ANNETTE T. JAN Judicial Retention

Vote For 1

---

	TOTAL	VOTE %
YES	459	73.79%
NO	163	26.21%
Total Votes Cast	622	100.00%

ELIZABETH MARIE KNIGHT Judicial Retention

Vote For 1

---

	TOTAL	VOTE %
YES	467	75.44%
NO	152	24.56%
Total Votes Cast	619	100.00%

GV05

MONICA DIAZ Judicial Retention

Vote For 1

---

	TOTAL	VOTE %
YES	445	72.59%
NO	168	27.41%
Total Votes Cast	613	100.00%

Constitutional Amendment B

Vote For 1

---

	TOTAL	VOTE %
FOR	430	61.60%
AGAINST	268	38.40%
Total Votes Cast	698	100.00%

Constitutional Amendment C

Vote For 1

---

	TOTAL	VOTE %
FOR	623	88.24%
AGAINST	83	11.76%
Total Votes Cast	706	100.00%



GV06

STATISTICS

	TOTAL
Registered Voters - Total	580
Ballots Cast - Total	493
Voter Turnout - Total	85.00%

U.S. President and Vice President

Vote For 1

	TOTAL	VOTE %
REP TRUMP/VANCE	384	79.67%
DEM HARRIS/WALZ	79	16.39%
Write-In: Unassigned Candidates	6	1.24%
LIB OLIVER/TER MAAT	5	1.04%
CON SKOUSEN/COMBS	4	0.83%
GRN STEIN/WARE	2	0.41%
WEST/ABDULLAH	1	0.21%
DE LA CRUZ/GARCIA	1	0.21%
EVERYLOVE	0	0.00%
Write-In: JAY J BOWMAN / DE D.	0	0.00%
Write-In: BUDDIE ARDEN WILKERSON	0	0.00%
Write-In: STEVE M. JOHNSON	0	0.00%
Write-In: ANDRE RAMON MC NEIL	0	0.00%
Write-In: PETER SONSKI / LAUREN MICHELLE ONAK	0	0.00%
Write-In: FUTURE MADAM POTUS	0	0.00%
Write-In: SHONDRA YEVETTE IRVING	0	0.00%
Write-In Totals	6	1.24%
Not Assigned	0	0.00%
<b>Total Votes Cast</b>	<b>482</b>	<b>100.00%</b>

GV06

U.S. Senate

Vote For 1

---

	TOTAL	VOTE %
REP JOHN CURTIS	365	76.04%
DEM CAROLINE GLEICH	62	12.92%
IAP CARLTON E. BOWEN	49	10.21%
Write-In: Unassigned Candidates	4	0.83%
Write-In: LAIRD FETZER HAMBLIN	0	0.00%
Write-In Totals	4	0.83%
Not Assigned	0	0.00%
Total Votes Cast	480	100.00%

U.S. House District 2

Vote For 1

---

	TOTAL	VOTE %
REP CELESTE MALOY	367	77.75%
DEM NATHANIEL E WOODWARD	68	14.41%
CON CASSIE EASLEY	27	5.72%
TYLER MURSET	10	2.12%
Total Votes Cast	472	100.00%

GV06

Governor and Lieutenant Governor

Vote For 1

	TOTAL	VOTE %
REP COX/HENDERSON	288	60.38%
Write-In: PHIL LYMAN / NATALIE	99	20.75%
DEM KING/CUMMINGS	55	11.53%
IAP WILLIAMS/WILLIAMS III	18	3.77%
LIB LATHAM/SHORT	11	2.31%
TOMENY/TAYLOR	4	0.84%
Write-In: Unassigned Candidates	1	0.21%
Write-In: CHARLIE TAUTUAA / SYLVIA MIERA FISK	1	0.21%
Write-In Totals	101	21.17%
Not Assigned	0	0.00%
<b>Total Votes Cast</b>	<b>477</b>	<b>100.00%</b>

Attorney General

Vote For 1

	TOTAL	VOTE %
REP DEREK BROWN	341	73.02%
DEM RUDY J BAUTISTA	65	13.92%
AUSTIN HEPWORTH	30	6.42%
LIB W. ANDREW MCCULLOUGH	18	3.85%
UUP MICHELLE QUIST	13	2.78%
<b>Total Votes Cast</b>	<b>467</b>	<b>100.00%</b>

GV06

State Auditor

Vote For 1

---

	TOTAL	VOTE %
REP TINA CANNON	369	79.87%
DEM CATHERINE VOUTAZ	64	13.85%
CON JEFFREY L. OSTLER	29	6.28%
Total Votes Cast	462	100.00%

State Treasurer

Vote For 1

---

	TOTAL	VOTE %
REP MARLO M. OAKS	375	81.34%
DEM NEIL A HANSEN	62	13.45%
UFP MILES POMEROY	24	5.21%
Total Votes Cast	461	100.00%

State House District 29

Vote For 1

---

	TOTAL	VOTE %
REP BRIDGER BOLINDER	395	84.95%
DEM RON DRAPER	70	15.05%
Total Votes Cast	465	100.00%

State School Board 10

Vote For 1

---

	TOTAL	VOTE %
REP MATT HYMAS	369	81.64%
DEM DEBORAH L. GATRELL	83	18.36%
Total Votes Cast	452	100.00%

GV06

County Assessor

Vote For 1

---

	TOTAL	VOTE %
REP JOY L. PETERS	392	100.00%
Total Votes Cast	392	100.00%

County Recorder/Surveyor

Vote For 1

---

	TOTAL	VOTE %
REP JERRY M HOUGHTON	387	100.00%
Total Votes Cast	387	100.00%

County Treasurer

Vote For 1

---

	TOTAL	VOTE %
REP MICHAEL J. JENSEN	401	100.00%
Total Votes Cast	401	100.00%

MATTHEW B. DURRANT Judicial Retention

Vote For 1

---

	TOTAL	VOTE %
YES	292	73.18%
NO	107	26.82%
Total Votes Cast	399	100.00%

GV06

RYAN D. TENNEY Judicial Retention

Vote For 1

---

	TOTAL	VOTE %
YES	284	72.08%
NO	110	27.92%
Total Votes Cast	394	100.00%

HEATHER ANNETTE BRERETON Judicial Retention

Vote For 1

---

	TOTAL	VOTE %
YES	270	68.53%
NO	124	31.47%
Total Votes Cast	394	100.00%

TERESA LYNN WELCH Judicial Retention

Vote For 1

---

	TOTAL	VOTE %
YES	280	71.25%
NO	113	28.75%
Total Votes Cast	393	100.00%

KRISTINE EDDE JOHNSON Judicial Retention

Vote For 1

---

	TOTAL	VOTE %
YES	267	68.29%
NO	124	31.71%
Total Votes Cast	391	100.00%

GV06

WILLIAM K. KENDALL Judicial Retention

Vote For 1

---

	TOTAL	VOTE %
YES	284	72.82%
NO	106	27.18%
Total Votes Cast	390	100.00%

LAURA S. SCOTT Judicial Retention

Vote For 1

---

	TOTAL	VOTE %
YES	284	73.01%
NO	105	26.99%
Total Votes Cast	389	100.00%

JAMES D. GARDNER Judicial Retention

Vote For 1

---

	TOTAL	VOTE %
YES	289	74.10%
NO	101	25.90%
Total Votes Cast	390	100.00%

KARA LEA PETTIT Judicial Retention

Vote For 1

---

	TOTAL	VOTE %
YES	255	65.72%
NO	133	34.28%
Total Votes Cast	388	100.00%

GV06

LELAND DOUGLAS HOGAN Judicial Retention

Vote For 1

---

	TOTAL	VOTE %
YES	292	73.92%
NO	103	26.08%
Total Votes Cast	395	100.00%

TUPAKK AMARU GUSTAVO RENTERIA Judicial Retention

Vote For 1

---

	TOTAL	VOTE %
YES	266	68.03%
NO	125	31.97%
Total Votes Cast	391	100.00%

ANNETTE T. JAN Judicial Retention

Vote For 1

---

	TOTAL	VOTE %
YES	287	74.16%
NO	100	25.84%
Total Votes Cast	387	100.00%

ELIZABETH MARIE KNIGHT Judicial Retention

Vote For 1

---

	TOTAL	VOTE %
YES	293	75.71%
NO	94	24.29%
Total Votes Cast	387	100.00%



GV06

MONICA DIAZ Judicial Retention

Vote For 1

---

	TOTAL	VOTE %
YES	288	74.04%
NO	101	25.96%
Total Votes Cast	389	100.00%

Constitutional Amendment B

Vote For 1

---

	TOTAL	VOTE %
FOR	257	54.80%
AGAINST	212	45.20%
Total Votes Cast	469	100.00%

Constitutional Amendment C

Vote For 1

---

	TOTAL	VOTE %
FOR	384	81.53%
AGAINST	87	18.47%
Total Votes Cast	471	100.00%

GV07

STATISTICS

	TOTAL
Registered Voters - Total	970
Ballots Cast - Total	860
Voter Turnout - Total	88.66%

U.S. President and Vice President

Vote For 1

	TOTAL	VOTE %
REP TRUMP/VANCE	656	76.64%
DEM HARRIS/WALZ	168	19.63%
Write-In: Unassigned Candidates	10	1.17%
CON SKOUSEN/COMBS	6	0.70%
GRN STEIN/WARE	5	0.58%
LIB OLIVER/TER MAAT	5	0.58%
EVERYLOVE	3	0.35%
WEST/ABDULLAH	1	0.12%
DE LA CRUZ/GARCIA	1	0.12%
Write-In: PETER SONSKI / LAUREN MICHELLE ONAK	1	0.12%
Write-In: JAY J BOWMAN / DE D.	0	0.00%
Write-In: BUDDIE ARDEN WILKERSON	0	0.00%
Write-In: STEVE M. JOHNSON	0	0.00%
Write-In: ANDRE RAMON MC NEIL	0	0.00%
Write-In: FUTURE MADAM POTUS	0	0.00%
Write-In: SHONDRA YEVETTE IRVING	0	0.00%
Write-In Totals	11	1.28%
Not Assigned	0	0.00%
<b>Total Votes Cast</b>	<b>856</b>	<b>100.00%</b>

GV07

U.S. Senate

Vote For 1

---

	TOTAL	VOTE %
REP JOHN CURTIS	619	74.04%
DEM CAROLINE GLEICH	139	16.63%
IAP CARLTON E. BOWEN	72	8.61%
Write-In: Unassigned Candidates	6	0.72%
Write-In: LAIRD FETZER HAMBLIN	0	0.00%
Write-In Totals	6	0.72%
Not Assigned	0	0.00%
Total Votes Cast	836	100.00%

U.S. House District 2

Vote For 1

---

	TOTAL	VOTE %
REP CELESTE MALOY	592	72.82%
DEM NATHANIEL E WOODWARD	139	17.10%
CON CASSIE EASLEY	70	8.61%
TYLER MURSET	12	1.48%
Total Votes Cast	813	100.00%

GV07

Governor and Lieutenant Governor

Vote For 1

---

	TOTAL	VOTE %
REP COX/HENDERSON	512	61.54%
Write-In: PHIL LYMAN / NATALIE	130	15.62%
DEM KING/CUMMINGS	108	12.98%
IAP WILLIAMS/WILLIAMS III	37	4.45%
LIB LATHAM/SHORT	29	3.49%
TOMENY/TAYLOR	8	0.96%
Write-In: CHARLIE TAUTUAA / SYLVIA MIERA FISK	6	0.72%
Write-In: Unassigned Candidates	2	0.24%
Write-In Totals	138	16.59%
Not Assigned	0	0.00%
Total Votes Cast	832	100.00%

Attorney General

Vote For 1

---

	TOTAL	VOTE %
REP DEREK BROWN	566	70.31%
DEM RUDY J BAUTISTA	115	14.29%
AUSTIN HEPWORTH	45	5.59%
UUP MICHELLE QUIST	43	5.34%
LIB W. ANDREW MCCULLOUGH	36	4.47%
Total Votes Cast	805	100.00%

GV07

State Auditor

Vote For 1

---

	TOTAL	VOTE %
REP TINA CANNON	605	75.62%
DEM CATHERINE VOUTAZ	123	15.38%
CON JEFFREY L. OSTLER	72	9.00%
Total Votes Cast	800	100.00%

State Treasurer

Vote For 1

---

	TOTAL	VOTE %
REP MARLO M. OAKS	631	79.37%
DEM NEIL A HANSEN	109	13.71%
UFP MILES POMEROY	55	6.92%
Total Votes Cast	795	100.00%

State House District 29

Vote For 1

---

	TOTAL	VOTE %
REP BRIDGER BOLINDER	646	80.45%
DEM RON DRAPER	157	19.55%
Total Votes Cast	803	100.00%

State School Board 10

Vote For 1

---

	TOTAL	VOTE %
REP MATT HYMAS	594	75.09%
DEM DEBORAH L. GATRELL	197	24.91%
Total Votes Cast	791	100.00%

GV07

County Assessor

Vote For 1

---

	TOTAL	VOTE %
REP JOY L. PETERS	671	100.00%
Total Votes Cast	671	100.00%

County Recorder/Surveyor

Vote For 1

---

	TOTAL	VOTE %
REP JERRY M HOUGHTON	673	100.00%
Total Votes Cast	673	100.00%

County Treasurer

Vote For 1

---

	TOTAL	VOTE %
REP MICHAEL J. JENSEN	666	100.00%
Total Votes Cast	666	100.00%

MATTHEW B. DURRANT Judicial Retention

Vote For 1

---

	TOTAL	VOTE %
YES	519	74.46%
NO	178	25.54%
Total Votes Cast	697	100.00%

GV07

RYAN D. TENNEY Judicial Retention

Vote For 1

---

	TOTAL	VOTE %
YES	506	73.02%
NO	187	26.98%
Total Votes Cast	693	100.00%

HEATHER ANNETTE BRERETON Judicial Retention

Vote For 1

---

	TOTAL	VOTE %
YES	499	71.08%
NO	203	28.92%
Total Votes Cast	702	100.00%

TERESA LYNN WELCH Judicial Retention

Vote For 1

---

	TOTAL	VOTE %
YES	505	72.98%
NO	187	27.02%
Total Votes Cast	692	100.00%

KRISTINE EDDE JOHNSON Judicial Retention

Vote For 1

---

	TOTAL	VOTE %
YES	479	69.12%
NO	214	30.88%
Total Votes Cast	693	100.00%

GV07

WILLIAM K. KENDALL Judicial Retention

Vote For 1

---

	TOTAL	VOTE %
YES	497	72.34%
NO	190	27.66%
Total Votes Cast	687	100.00%

LAURA S. SCOTT Judicial Retention

Vote For 1

---

	TOTAL	VOTE %
YES	510	74.13%
NO	178	25.87%
Total Votes Cast	688	100.00%

JAMES D. GARDNER Judicial Retention

Vote For 1

---

	TOTAL	VOTE %
YES	511	73.84%
NO	181	26.16%
Total Votes Cast	692	100.00%

KARA LEA PETTIT Judicial Retention

Vote For 1

---

	TOTAL	VOTE %
YES	482	69.65%
NO	210	30.35%
Total Votes Cast	692	100.00%



GV07

LELAND DOUGLAS HOGAN Judicial Retention

Vote For 1

---

	TOTAL	VOTE %
YES	508	73.09%
NO	187	26.91%
Total Votes Cast	695	100.00%

TUPAKK AMARU GUSTAVO RENTERIA Judicial Retention

Vote For 1

---

	TOTAL	VOTE %
YES	493	71.14%
NO	200	28.86%
Total Votes Cast	693	100.00%

ANNETTE T. JAN Judicial Retention

Vote For 1

---

	TOTAL	VOTE %
YES	510	74.13%
NO	178	25.87%
Total Votes Cast	688	100.00%

ELIZABETH MARIE KNIGHT Judicial Retention

Vote For 1

---

	TOTAL	VOTE %
YES	513	74.78%
NO	173	25.22%
Total Votes Cast	686	100.00%

GV07

MONICA DIAZ Judicial Retention

Vote For 1

---

	TOTAL	VOTE %
YES	514	74.82%
NO	173	25.18%
Total Votes Cast	687	100.00%

Constitutional Amendment B

Vote For 1

---

	TOTAL	VOTE %
FOR	505	63.68%
AGAINST	288	36.32%
Total Votes Cast	793	100.00%

Constitutional Amendment C

Vote For 1

---

	TOTAL	VOTE %
FOR	705	88.46%
AGAINST	92	11.54%
Total Votes Cast	797	100.00%

GV08

STATISTICS

	TOTAL
Registered Voters - Total	568
Ballots Cast - Total	486
Voter Turnout - Total	85.56%

U.S. President and Vice President

Vote For 1

	TOTAL	VOTE %
REP TRUMP/VANCE	382	79.75%
DEM HARRIS/WALZ	81	16.91%
CON SKOUSEN/COMBS	4	0.84%
LIB OLIVER/TER MAAT	4	0.84%
Write-In: Unassigned Candidates	3	0.63%
GRN STEIN/WARE	2	0.42%
WEST/ABDULLAH	1	0.21%
EVERYLOVE	1	0.21%
DE LA CRUZ/GARCIA	1	0.21%
Write-In: JAY J BOWMAN / DE D.	0	0.00%
Write-In: BUDDIE ARDEN WILKERSON	0	0.00%
Write-In: STEVE M. JOHNSON	0	0.00%
Write-In: ANDRE RAMON MC NEIL	0	0.00%
Write-In: PETER SONSKI / LAUREN MICHELLE ONAK	0	0.00%
Write-In: FUTURE MADAM POTUS	0	0.00%
Write-In: SHONDRA YEVETTE IRVING	0	0.00%
Write-In Totals	3	0.63%
Not Assigned	0	0.00%
Total Votes Cast	479	100.00%

GV08

U.S. Senate

Vote For 1

---

	TOTAL	VOTE %
REP JOHN CURTIS	385	80.71%
DEM CAROLINE GLEICH	71	14.88%
IAP CARLTON E. BOWEN	21	4.40%
Write-In: Unassigned Candidates	0	0.00%
Write-In: LAIRD FETZER HAMBLIN	0	0.00%
Write-In Totals	0	0.00%
Not Assigned	0	0.00%
<b>Total Votes Cast</b>	<b>477</b>	<b>100.00%</b>

U.S. House District 2

Vote For 1

---

	TOTAL	VOTE %
REP CELESTE MALOY	380	80.51%
DEM NATHANIEL E WOODWARD	60	12.71%
CON CASSIE EASLEY	26	5.51%
TYLER MURSET	6	1.27%
<b>Total Votes Cast</b>	<b>472</b>	<b>100.00%</b>

GV08

Governor and Lieutenant Governor

Vote For 1

	TOTAL	VOTE %
REP COX/HENDERSON	306	65.25%
DEM KING/CUMMINGS	59	12.58%
Write-In: PHIL LYMAN / NATALIE	58	12.37%
LIB LATHAM/SHORT	22	4.69%
IAP WILLIAMS/WILLIAMS III	18	3.84%
TOMENY/TAYLOR	4	0.85%
Write-In: Unassigned Candidates	2	0.43%
Write-In: CHARLIE TAUTUAA / SYLVIA MIERA FISK	0	0.00%
Write-In Totals	60	12.79%
Not Assigned	0	0.00%
<b>Total Votes Cast</b>	<b>469</b>	<b>100.00%</b>

Attorney General

Vote For 1

	TOTAL	VOTE %
REP DEREK BROWN	341	73.65%
DEM RUDY J BAUTISTA	63	13.61%
LIB W. ANDREW MCCULLOUGH	24	5.18%
UUP MICHELLE QUIST	19	4.10%
AUSTIN HEPWORTH	16	3.46%
<b>Total Votes Cast</b>	<b>463</b>	<b>100.00%</b>

GV08

State Auditor

Vote For 1

---

	TOTAL	VOTE %
REP TINA CANNON	364	79.13%
DEM CATHERINE VOUTAZ	60	13.04%
CON JEFFREY L. OSTLER	36	7.83%
Total Votes Cast	460	100.00%

State Treasurer

Vote For 1

---

	TOTAL	VOTE %
REP MARLO M. OAKS	372	81.94%
DEM NEIL A HANSEN	63	13.88%
UFP MILES POMEROY	19	4.18%
Total Votes Cast	454	100.00%

State House District 29

Vote For 1

---

	TOTAL	VOTE %
REP BRIDGER BOLINDER	374	81.30%
DEM RON DRAPER	86	18.70%
Total Votes Cast	460	100.00%

State School Board 10

Vote For 1

---

	TOTAL	VOTE %
REP MATT HYMAS	364	79.82%
DEM DEBORAH L. GATRELL	92	20.18%
Total Votes Cast	456	100.00%

GV08

County Assessor

Vote For 1

---

	TOTAL	VOTE %
REP JOY L. PETERS	369	100.00%
Total Votes Cast	369	100.00%

County Recorder/Surveyor

Vote For 1

---

	TOTAL	VOTE %
REP JERRY M HOUGHTON	369	100.00%
Total Votes Cast	369	100.00%

County Treasurer

Vote For 1

---

	TOTAL	VOTE %
REP MICHAEL J. JENSEN	365	100.00%
Total Votes Cast	365	100.00%

MATTHEW B. DURRANT Judicial Retention

Vote For 1

---

	TOTAL	VOTE %
YES	288	76.39%
NO	89	23.61%
Total Votes Cast	377	100.00%

GV08

RYAN D. TENNEY Judicial Retention

Vote For 1

---

	TOTAL	VOTE %
YES	279	74.40%
NO	96	25.60%
Total Votes Cast	375	100.00%

HEATHER ANNETTE BRERETON Judicial Retention

Vote For 1

---

	TOTAL	VOTE %
YES	275	71.61%
NO	109	28.39%
Total Votes Cast	384	100.00%

TERESA LYNN WELCH Judicial Retention

Vote For 1

---

	TOTAL	VOTE %
YES	278	72.58%
NO	105	27.42%
Total Votes Cast	383	100.00%

KRISTINE EDDE JOHNSON Judicial Retention

Vote For 1

---

	TOTAL	VOTE %
YES	272	71.02%
NO	111	28.98%
Total Votes Cast	383	100.00%



GV08

WILLIAM K. KENDALL Judicial Retention

Vote For 1

---

	TOTAL	VOTE %
YES	285	74.61%
NO	97	25.39%
Total Votes Cast	382	100.00%

LAURA S. SCOTT Judicial Retention

Vote For 1

---

	TOTAL	VOTE %
YES	283	74.08%
NO	99	25.92%
Total Votes Cast	382	100.00%

JAMES D. GARDNER Judicial Retention

Vote For 1

---

	TOTAL	VOTE %
YES	286	74.67%
NO	97	25.33%
Total Votes Cast	383	100.00%

KARA LEA PETTIT Judicial Retention

Vote For 1

---

	TOTAL	VOTE %
YES	267	69.90%
NO	115	30.10%
Total Votes Cast	382	100.00%

GV08

LELAND DOUGLAS HOGAN Judicial Retention

Vote For 1

---

	TOTAL	VOTE %
YES	292	76.24%
NO	91	23.76%
Total Votes Cast	383	100.00%

TUPAKK AMARU GUSTAVO RENTERIA Judicial Retention

Vote For 1

---

	TOTAL	VOTE %
YES	274	71.54%
NO	109	28.46%
Total Votes Cast	383	100.00%

ANNETTE T. JAN Judicial Retention

Vote For 1

---

	TOTAL	VOTE %
YES	280	73.30%
NO	102	26.70%
Total Votes Cast	382	100.00%

ELIZABETH MARIE KNIGHT Judicial Retention

Vote For 1

---

	TOTAL	VOTE %
YES	286	74.67%
NO	97	25.33%
Total Votes Cast	383	100.00%

GV08

MONICA DIAZ Judicial Retention

Vote For 1

---

	TOTAL	VOTE %
YES	269	72.51%
NO	102	27.49%
Total Votes Cast	371	100.00%

Constitutional Amendment B

Vote For 1

---

	TOTAL	VOTE %
FOR	270	60.13%
AGAINST	179	39.87%
Total Votes Cast	449	100.00%

Constitutional Amendment C

Vote For 1

---

	TOTAL	VOTE %
FOR	375	81.88%
AGAINST	83	18.12%
Total Votes Cast	458	100.00%

GV09

STATISTICS

	TOTAL
Registered Voters - Total	632
Ballots Cast - Total	539
Voter Turnout - Total	85.28%

U.S. President and Vice President

Vote For 1

	TOTAL	VOTE %
REP TRUMP/VANCE	397	74.48%
DEM HARRIS/WALZ	121	22.70%
LIB OLIVER/TER MAAT	6	1.13%
CON SKOUSEN/COMBS	4	0.75%
Write-In: Unassigned Candidates	3	0.56%
EVERYLOVE	2	0.38%
WEST/ABDULLAH	0	0.00%
GRN STEIN/WARE	0	0.00%
DE LA CRUZ/GARCIA	0	0.00%
Write-In: JAY J BOWMAN / DE D.	0	0.00%
Write-In: BUDDIE ARDEN WILKERSON	0	0.00%
Write-In: STEVE M. JOHNSON	0	0.00%
Write-In: ANDRE RAMON MC NEIL	0	0.00%
Write-In: PETER SONSKI / LAUREN MICHELLE ONAK	0	0.00%
Write-In: FUTURE MADAM POTUS	0	0.00%
Write-In: SHONDRA YEVETTE IRVING	0	0.00%
Write-In Totals	3	0.56%
Not Assigned	0	0.00%
<b>Total Votes Cast</b>	<b>533</b>	<b>100.00%</b>

GV09

U.S. Senate

Vote For 1

---

	TOTAL	VOTE %
REP JOHN CURTIS	379	72.74%
DEM CAROLINE GLEICH	98	18.81%
IAP CARLTON E. BOWEN	39	7.49%
Write-In: Unassigned Candidates	5	0.96%
Write-In: LAIRD FETZER HAMBLIN	0	0.00%
Write-In Totals	5	0.96%
Not Assigned	0	0.00%
Total Votes Cast	521	100.00%

U.S. House District 2

Vote For 1

---

	TOTAL	VOTE %
REP CELESTE MALOY	376	72.87%
DEM NATHANIEL E WOODWARD	94	18.22%
CON CASSIE EASLEY	37	7.17%
TYLER MURSET	9	1.74%
Total Votes Cast	516	100.00%

GV09

Governor and Lieutenant Governor

Vote For 1

---

	TOTAL	VOTE %
REP COX/HENDERSON	338	64.63%
DEM KING/CUMMINGS	82	15.68%
Write-In: PHIL LYMAN / NATALIE	74	14.15%
LIB LATHAM/SHORT	17	3.25%
IAP WILLIAMS/WILLIAMS III	10	1.91%
Write-In: CHARLIE TAUTUAA / SYLVIA MIERA FISK	2	0.38%
TOMENY/TAYLOR	0	0.00%
Write-In: Unassigned Candidates	0	0.00%
Write-In Totals	76	14.53%
Not Assigned	0	0.00%
<b>Total Votes Cast</b>	<b>523</b>	<b>100.00%</b>

Attorney General

Vote For 1

---

	TOTAL	VOTE %
REP DEREK BROWN	364	71.37%
DEM RUDY J BAUTISTA	94	18.43%
AUSTIN HEPWORTH	21	4.12%
LIB W. ANDREW MCCULLOUGH	17	3.33%
UUP MICHELLE QUIST	14	2.75%
<b>Total Votes Cast</b>	<b>510</b>	<b>100.00%</b>

GV09

State Auditor

Vote For 1

---

	TOTAL	VOTE %
REP TINA CANNON	379	75.65%
DEM CATHERINE VOUTAZ	103	20.56%
CON JEFFREY L. OSTLER	19	3.79%
Total Votes Cast	501	100.00%

State Treasurer

Vote For 1

---

	TOTAL	VOTE %
REP MARLO M. OAKS	390	78.63%
DEM NEIL A HANSEN	90	18.15%
UFP MILES POMEROY	16	3.23%
Total Votes Cast	496	100.00%

State House District 29

Vote For 1

---

	TOTAL	VOTE %
REP BRIDGER BOLINDER	395	78.84%
DEM RON DRAPER	106	21.16%
Total Votes Cast	501	100.00%

State School Board 10

Vote For 1

---

	TOTAL	VOTE %
REP MATT HYMAS	377	77.57%
DEM DEBORAH L. GATRELL	109	22.43%
Total Votes Cast	486	100.00%

GV09

County Assessor

Vote For 1

---

	TOTAL	VOTE %
REP JOY L. PETERS	412	100.00%
Total Votes Cast	412	100.00%

County Recorder/Surveyor

Vote For 1

---

	TOTAL	VOTE %
REP JERRY M HOUGHTON	405	100.00%
Total Votes Cast	405	100.00%

County Treasurer

Vote For 1

---

	TOTAL	VOTE %
REP MICHAEL J. JENSEN	406	100.00%
Total Votes Cast	406	100.00%

MATTHEW B. DURRANT Judicial Retention

Vote For 1

---

	TOTAL	VOTE %
YES	318	78.71%
NO	86	21.29%
Total Votes Cast	404	100.00%



GV09

RYAN D. TENNEY Judicial Retention

Vote For 1

---

	TOTAL	VOTE %
YES	304	75.43%
NO	99	24.57%
Total Votes Cast	403	100.00%

HEATHER ANNETTE BRERETON Judicial Retention

Vote For 1

---

	TOTAL	VOTE %
YES	299	72.57%
NO	113	27.43%
Total Votes Cast	412	100.00%

TERESA LYNN WELCH Judicial Retention

Vote For 1

---

	TOTAL	VOTE %
YES	322	77.59%
NO	93	22.41%
Total Votes Cast	415	100.00%

KRISTINE EDDE JOHNSON Judicial Retention

Vote For 1

---

	TOTAL	VOTE %
YES	293	71.64%
NO	116	28.36%
Total Votes Cast	409	100.00%

GV09

WILLIAM K. KENDALL Judicial Retention

Vote For 1

---

	TOTAL	VOTE %
YES	324	78.45%
NO	89	21.55%
Total Votes Cast	413	100.00%

LAURA S. SCOTT Judicial Retention

Vote For 1

---

	TOTAL	VOTE %
YES	318	77.94%
NO	90	22.06%
Total Votes Cast	408	100.00%

JAMES D. GARDNER Judicial Retention

Vote For 1

---

	TOTAL	VOTE %
YES	317	77.70%
NO	91	22.30%
Total Votes Cast	408	100.00%

KARA LEA PETTIT Judicial Retention

Vote For 1

---

	TOTAL	VOTE %
YES	295	72.48%
NO	112	27.52%
Total Votes Cast	407	100.00%

GV09

LELAND DOUGLAS HOGAN Judicial Retention

Vote For 1

---

	TOTAL	VOTE %
YES	327	78.61%
NO	89	21.39%
Total Votes Cast	416	100.00%

TUPAKK AMARU GUSTAVO RENTERIA Judicial Retention

Vote For 1

---

	TOTAL	VOTE %
YES	302	73.66%
NO	108	26.34%
Total Votes Cast	410	100.00%

ANNETTE T. JAN Judicial Retention

Vote For 1

---

	TOTAL	VOTE %
YES	320	78.05%
NO	90	21.95%
Total Votes Cast	410	100.00%

ELIZABETH MARIE KNIGHT Judicial Retention

Vote For 1

---

	TOTAL	VOTE %
YES	320	78.43%
NO	88	21.57%
Total Votes Cast	408	100.00%

GV09

MONICA DIAZ Judicial Retention

Vote For 1

---

	TOTAL	VOTE %
YES	295	74.68%
NO	100	25.32%
Total Votes Cast	395	100.00%

Constitutional Amendment B

Vote For 1

---

	TOTAL	VOTE %
FOR	346	69.20%
AGAINST	154	30.80%
Total Votes Cast	500	100.00%

Constitutional Amendment C

Vote For 1

---

	TOTAL	VOTE %
FOR	444	87.57%
AGAINST	63	12.43%
Total Votes Cast	507	100.00%

GV10

STATISTICS

	TOTAL
Registered Voters - Total	618
Ballots Cast - Total	511
Voter Turnout - Total	82.69%

U.S. President and Vice President

Vote For 1

	TOTAL	VOTE %
REP TRUMP/VANCE	410	80.87%
DEM HARRIS/WALZ	73	14.40%
LIB OLIVER/TER MAAT	6	1.18%
EVERYLOVE	5	0.99%
CON SKOUSEN/COMBS	5	0.99%
Write-In: Unassigned Candidates	5	0.99%
GRN STEIN/WARE	2	0.39%
WEST/ABDULLAH	1	0.20%
DE LA CRUZ/GARCIA	0	0.00%
Write-In: JAY J BOWMAN / DE D.	0	0.00%
Write-In: BUDDIE ARDEN WILKERSON	0	0.00%
Write-In: STEVE M. JOHNSON	0	0.00%
Write-In: ANDRE RAMON MC NEIL	0	0.00%
Write-In: PETER SONSKI / LAUREN MICHELLE ONAK	0	0.00%
Write-In: FUTURE MADAM POTUS	0	0.00%
Write-In: SHONDRA YEVETTE IRVING	0	0.00%
Write-In Totals	5	0.99%
Not Assigned	0	0.00%
Total Votes Cast	507	100.00%

GV10

U.S. Senate

Vote For 1

---

	TOTAL	VOTE %
REP JOHN CURTIS	402	80.40%
DEM CAROLINE GLEICH	57	11.40%
IAP CARLTON E. BOWEN	40	8.00%
Write-In: Unassigned Candidates	1	0.20%
Write-In: LAIRD FETZER HAMBLIN	0	0.00%
Write-In Totals	1	0.20%
Not Assigned	0	0.00%
<b>Total Votes Cast</b>	<b>500</b>	<b>100.00%</b>

U.S. House District 2

Vote For 1

---

	TOTAL	VOTE %
REP CELESTE MALOY	379	77.03%
DEM NATHANIEL E WOODWARD	69	14.02%
CON CASSIE EASLEY	32	6.50%
TYLER MURSET	12	2.44%
<b>Total Votes Cast</b>	<b>492</b>	<b>100.00%</b>

GV10

Governor and Lieutenant Governor

Vote For 1

---

	TOTAL	VOTE %
REP COX/HENDERSON	322	64.92%
Write-In: PHIL LYMAN / NATALIE	69	13.91%
DEM KING/CUMMINGS	60	12.10%
IAP WILLIAMS/WILLIAMS III	23	4.64%
LIB LATHAM/SHORT	13	2.62%
Write-In: Unassigned Candidates	5	1.01%
TOMENY/TAYLOR	4	0.81%
Write-In: CHARLIE TAUTUAA / SYLVIA MIERA FISK	0	0.00%
Write-In Totals	74	14.92%
Not Assigned	0	0.00%
<b>Total Votes Cast</b>	<b>496</b>	<b>100.00%</b>

Attorney General

Vote For 1

---

	TOTAL	VOTE %
REP DEREK BROWN	385	78.89%
DEM RUDY J BAUTISTA	54	11.07%
AUSTIN HEPWORTH	22	4.51%
UUP MICHELLE QUIST	14	2.87%
LIB W. ANDREW MCCULLOUGH	13	2.66%
<b>Total Votes Cast</b>	<b>488</b>	<b>100.00%</b>

GV10

State Auditor

Vote For 1

---

	TOTAL	VOTE %
REP TINA CANNON	397	82.37%
DEM CATHERINE VOUTAZ	66	13.69%
CON JEFFREY L. OSTLER	19	3.94%
Total Votes Cast	482	100.00%

State Treasurer

Vote For 1

---

	TOTAL	VOTE %
REP MARLO M. OAKS	400	83.33%
DEM NEIL A HANSEN	65	13.54%
UFP MILES POMEROY	15	3.12%
Total Votes Cast	480	100.00%

State House District 29

Vote For 1

---

	TOTAL	VOTE %
REP BRIDGER BOLINDER	409	85.39%
DEM RON DRAPER	70	14.61%
Total Votes Cast	479	100.00%

State School Board 10

Vote For 1

---

	TOTAL	VOTE %
REP MATT HYMAS	389	81.38%
DEM DEBORAH L. GATRELL	89	18.62%
Total Votes Cast	478	100.00%



GV10

County Assessor

Vote For 1

---

	TOTAL	VOTE %
REP JOY L. PETERS	407	100.00%
Total Votes Cast	407	100.00%

County Recorder/Surveyor

Vote For 1

---

	TOTAL	VOTE %
REP JERRY M HOUGHTON	399	100.00%
Total Votes Cast	399	100.00%

County Treasurer

Vote For 1

---

	TOTAL	VOTE %
REP MICHAEL J. JENSEN	399	100.00%
Total Votes Cast	399	100.00%

MATTHEW B. DURRANT Judicial Retention

Vote For 1

---

	TOTAL	VOTE %
YES	299	72.57%
NO	113	27.43%
Total Votes Cast	412	100.00%

GV10

RYAN D. TENNEY Judicial Retention

Vote For 1

---

	TOTAL	VOTE %
YES	290	70.90%
NO	119	29.10%
Total Votes Cast	409	100.00%

HEATHER ANNETTE BRERETON Judicial Retention

Vote For 1

---

	TOTAL	VOTE %
YES	277	67.23%
NO	135	32.77%
Total Votes Cast	412	100.00%

TERESA LYNN WELCH Judicial Retention

Vote For 1

---

	TOTAL	VOTE %
YES	297	72.09%
NO	115	27.91%
Total Votes Cast	412	100.00%

KRISTINE EDDE JOHNSON Judicial Retention

Vote For 1

---

	TOTAL	VOTE %
YES	286	69.59%
NO	125	30.41%
Total Votes Cast	411	100.00%

GV10

WILLIAM K. KENDALL Judicial Retention

Vote For 1

---

	TOTAL	VOTE %
YES	293	71.29%
NO	118	28.71%
Total Votes Cast	411	100.00%

LAURA S. SCOTT Judicial Retention

Vote For 1

---

	TOTAL	VOTE %
YES	295	71.78%
NO	116	28.22%
Total Votes Cast	411	100.00%

JAMES D. GARDNER Judicial Retention

Vote For 1

---

	TOTAL	VOTE %
YES	292	71.05%
NO	119	28.95%
Total Votes Cast	411	100.00%

KARA LEA PETTIT Judicial Retention

Vote For 1

---

	TOTAL	VOTE %
YES	283	69.02%
NO	127	30.98%
Total Votes Cast	410	100.00%

GV10

LELAND DOUGLAS HOGAN Judicial Retention

Vote For 1

---

	TOTAL	VOTE %
YES	300	72.82%
NO	112	27.18%
Total Votes Cast	412	100.00%

TUPAKK AMARU GUSTAVO RENTERIA Judicial Retention

Vote For 1

---

	TOTAL	VOTE %
YES	286	69.25%
NO	127	30.75%
Total Votes Cast	413	100.00%

ANNETTE T. JAN Judicial Retention

Vote For 1

---

	TOTAL	VOTE %
YES	294	71.71%
NO	116	28.29%
Total Votes Cast	410	100.00%

ELIZABETH MARIE KNIGHT Judicial Retention

Vote For 1

---

	TOTAL	VOTE %
YES	296	71.67%
NO	117	28.33%
Total Votes Cast	413	100.00%

GV10

MONICA DIAZ Judicial Retention

Vote For 1

---

	TOTAL	VOTE %
YES	289	70.83%
NO	119	29.17%
Total Votes Cast	408	100.00%

Constitutional Amendment B

Vote For 1

---

	TOTAL	VOTE %
FOR	300	62.89%
AGAINST	177	37.11%
Total Votes Cast	477	100.00%

Constitutional Amendment C

Vote For 1

---

	TOTAL	VOTE %
FOR	435	90.62%
AGAINST	45	9.38%
Total Votes Cast	480	100.00%

IB01

STATISTICS

	TOTAL
Registered Voters - Total	39
Ballots Cast - Total	35
Voter Turnout - Total	89.74%

U.S. President and Vice President

Vote For 1

	TOTAL	VOTE %
REP TRUMP/VANCE	28	80.00%
DEM HARRIS/WALZ	4	11.43%
CON SKOUSEN/COMBS	3	8.57%
WEST/ABDULLAH	0	0.00%
EVERYLOVE	0	0.00%
GRN STEIN/WARE	0	0.00%
LIB OLIVER/TER MAAT	0	0.00%
DE LA CRUZ/GARCIA	0	0.00%
Write-In: JAY J BOWMAN / DE D.	0	0.00%
Write-In: BUDDIE ARDEN WILKERSON	0	0.00%
Write-In: STEVE M. JOHNSON	0	0.00%
Write-In: ANDRE RAMON MC NEIL	0	0.00%
Write-In: PETER SONSKI / LAUREN MICHELLE ONAK	0	0.00%
Write-In: FUTURE MADAM POTUS	0	0.00%
Write-In: SHONDRA YEVETTE IRVING	0	0.00%
Write-In: Unassigned Candidates	0	0.00%
Write-In Totals	0	0.00%
Not Assigned	0	0.00%
<b>Total Votes Cast</b>	<b>35</b>	<b>100.00%</b>

IB01

U.S. Senate

Vote For 1

---

	TOTAL	VOTE %
REP JOHN CURTIS	28	87.50%
DEM CAROLINE GLEICH	3	9.38%
IAP CARLTON E. BOWEN	1	3.12%
Write-In: Unassigned Candidates	0	0.00%
Write-In: LAIRD FETZER HAMBLIN	0	0.00%
Write-In Totals	0	0.00%
Not Assigned	0	0.00%
Total Votes Cast	32	100.00%

U.S. House District 2

Vote For 1

---

	TOTAL	VOTE %
REP CELESTE MALOY	26	78.79%
CON CASSIE EASLEY	4	12.12%
DEM NATHANIEL E WOODWARD	3	9.09%
TYLER MURSET	0	0.00%
Total Votes Cast	33	100.00%

IB01

Governor and Lieutenant Governor

Vote For 1

	TOTAL	VOTE %
REP COX/HENDERSON	21	61.76%
Write-In: PHIL LYMAN / NATALIE	7	20.59%
DEM KING/CUMMINGS	3	8.82%
LIB LATHAM/SHORT	3	8.82%
IAP WILLIAMS/WILLIAMS III	0	0.00%
TOMENY/TAYLOR	0	0.00%
Write-In: Unassigned Candidates	0	0.00%
Write-In: CHARLIE TAUTUAA / SYLVIA MIERA FISK	0	0.00%
Write-In Totals	7	20.59%
Not Assigned	0	0.00%
<b>Total Votes Cast</b>	<b>34</b>	<b>100.00%</b>

Attorney General

Vote For 1

	TOTAL	VOTE %
REP DEREK BROWN	22	75.86%
LIB W. ANDREW MCCULLOUGH	5	17.24%
DEM RUDY J BAUTISTA	2	6.90%
AUSTIN HEPWORTH	0	0.00%
UUP MICHELLE QUIST	0	0.00%
<b>Total Votes Cast</b>	<b>29</b>	<b>100.00%</b>



IB01

State Auditor

Vote For 1

---

	TOTAL	VOTE %
REP TINA CANNON	23	82.14%
CON JEFFREY L. OSTLER	3	10.71%
DEM CATHERINE VOUTAZ	2	7.14%
Total Votes Cast	28	100.00%

State Treasurer

Vote For 1

---

	TOTAL	VOTE %
REP MARLO M. OAKS	26	92.86%
DEM NEIL A HANSEN	2	7.14%
UFP MILES POMEROY	0	0.00%
Total Votes Cast	28	100.00%

State House District 29

Vote For 1

---

	TOTAL	VOTE %
REP BRIDGER BOLINDER	27	93.10%
DEM RON DRAPER	2	6.90%
Total Votes Cast	29	100.00%

State School Board 10

Vote For 1

---

	TOTAL	VOTE %
REP MATT HYMAS	25	86.21%
DEM DEBORAH L. GATRELL	4	13.79%
Total Votes Cast	29	100.00%

IB01

County Assessor

Vote For 1

---

	TOTAL	VOTE %
REP JOY L. PETERS	23	100.00%
Total Votes Cast	23	100.00%

County Recorder/Surveyor

Vote For 1

---

	TOTAL	VOTE %
REP JERRY M HOUGHTON	22	100.00%
Total Votes Cast	22	100.00%

County Treasurer

Vote For 1

---

	TOTAL	VOTE %
REP MICHAEL J. JENSEN	24	100.00%
Total Votes Cast	24	100.00%

MATTHEW B. DURRANT Judicial Retention

Vote For 1

---

	TOTAL	VOTE %
YES	20	86.96%
NO	3	13.04%
Total Votes Cast	23	100.00%

IB01

**RYAN D. TENNEY Judicial Retention**

Vote For 1

---

	TOTAL	VOTE %
YES	19	86.36%
NO	3	13.64%
Total Votes Cast	22	100.00%

**HEATHER ANNETTE BRERETON Judicial Retention**

Vote For 1

---

	TOTAL	VOTE %
YES	22	91.67%
NO	2	8.33%
Total Votes Cast	24	100.00%

**TERESA LYNN WELCH Judicial Retention**

Vote For 1

---

	TOTAL	VOTE %
YES	19	82.61%
NO	4	17.39%
Total Votes Cast	23	100.00%

**KRISTINE EDDE JOHNSON Judicial Retention**

Vote For 1

---

	TOTAL	VOTE %
YES	20	86.96%
NO	3	13.04%
Total Votes Cast	23	100.00%

IB01

WILLIAM K. KENDALL Judicial Retention

Vote For 1

---

	TOTAL	VOTE %
YES	20	86.96%
NO	3	13.04%
Total Votes Cast	23	100.00%

LAURA S. SCOTT Judicial Retention

Vote For 1

---

	TOTAL	VOTE %
YES	21	91.30%
NO	2	8.70%
Total Votes Cast	23	100.00%

JAMES D. GARDNER Judicial Retention

Vote For 1

---

	TOTAL	VOTE %
YES	21	91.30%
NO	2	8.70%
Total Votes Cast	23	100.00%

KARA LEA PETTIT Judicial Retention

Vote For 1

---

	TOTAL	VOTE %
YES	20	86.96%
NO	3	13.04%
Total Votes Cast	23	100.00%

IB01

LELAND DOUGLAS HOGAN Judicial Retention

Vote For 1

---

	TOTAL	VOTE %
YES	22	91.67%
NO	2	8.33%
Total Votes Cast	24	100.00%

TUPAKK AMARU GUSTAVO RENTERIA Judicial Retention

Vote For 1

---

	TOTAL	VOTE %
YES	20	86.96%
NO	3	13.04%
Total Votes Cast	23	100.00%

ANNETTE T. JAN Judicial Retention

Vote For 1

---

	TOTAL	VOTE %
YES	21	91.30%
NO	2	8.70%
Total Votes Cast	23	100.00%

ELIZABETH MARIE KNIGHT Judicial Retention

Vote For 1

---

	TOTAL	VOTE %
YES	19	86.36%
NO	3	13.64%
Total Votes Cast	22	100.00%

IB01

MONICA DIAZ Judicial Retention

Vote For 1

---

	TOTAL	VOTE %
YES	20	90.91%
NO	2	9.09%
Total Votes Cast	22	100.00%

Constitutional Amendment B

Vote For 1

---

	TOTAL	VOTE %
FOR	18	54.55%
AGAINST	15	45.45%
Total Votes Cast	33	100.00%

Constitutional Amendment C

Vote For 1

---

	TOTAL	VOTE %
FOR	27	84.38%
AGAINST	5	15.62%
Total Votes Cast	32	100.00%

LC01

STATISTICS

	TOTAL
Registered Voters - Total	447
Ballots Cast - Total	390
Voter Turnout - Total	87.25%

U.S. President and Vice President

Vote For 1

	TOTAL	VOTE %
REP TRUMP/VANCE	269	69.33%
DEM HARRIS/WALZ	111	28.61%
Write-In: Unassigned Candidates	4	1.03%
GRN STEIN/WARE	2	0.52%
CON SKOUSEN/COMBS	1	0.26%
LIB OLIVER/TER MAAT	1	0.26%
WEST/ABDULLAH	0	0.00%
EVERYLOVE	0	0.00%
DE LA CRUZ/GARCIA	0	0.00%
Write-In: JAY J BOWMAN / DE D.	0	0.00%
Write-In: BUDDIE ARDEN WILKERSON	0	0.00%
Write-In: STEVE M. JOHNSON	0	0.00%
Write-In: ANDRE RAMON MC NEIL	0	0.00%
Write-In: PETER SONSKI / LAUREN MICHELLE ONAK	0	0.00%
Write-In: FUTURE MADAM POTUS	0	0.00%
Write-In: SHONDRA YEVETTE IRVING	0	0.00%
Write-In Totals	4	1.03%
Not Assigned	0	0.00%
Total Votes Cast	388	100.00%

LC01

U.S. Senate

Vote For 1

---

	TOTAL	VOTE %
REP JOHN CURTIS	266	70.18%
DEM CAROLINE GLEICH	94	24.80%
IAP CARLTON E. BOWEN	18	4.75%
Write-In: Unassigned Candidates	1	0.26%
Write-In: LAIRD FETZER HAMBLIN	0	0.00%
Write-In Totals	1	0.26%
Not Assigned	0	0.00%
Total Votes Cast	379	100.00%

U.S. House District 2

Vote For 1

---

	TOTAL	VOTE %
REP CELESTE MALOY	262	71.20%
DEM NATHANIEL E WOODWARD	85	23.10%
CON CASSIE EASLEY	14	3.80%
TYLER MURSET	7	1.90%
Total Votes Cast	368	100.00%



LC01

Governor and Lieutenant Governor

Vote For 1

---

	TOTAL	VOTE %
REP COX/HENDERSON	230	60.53%
DEM KING/CUMMINGS	90	23.68%
Write-In: PHIL LYMAN / NATALIE	41	10.79%
LIB LATHAM/SHORT	11	2.89%
IAP WILLIAMS/WILLIAMS III	6	1.58%
Write-In: Unassigned Candidates	2	0.53%
TOMENY/TAYLOR	0	0.00%
Write-In: CHARLIE TAUTUAA / SYLVIA MIERA FISK	0	0.00%
Write-In Totals	43	11.32%
Not Assigned	0	0.00%
<b>Total Votes Cast</b>	<b>380</b>	<b>100.00%</b>

Attorney General

Vote For 1

---

	TOTAL	VOTE %
REP DEREK BROWN	252	67.74%
DEM RUDY J BAUTISTA	88	23.66%
UUP MICHELLE QUIST	12	3.23%
LIB W. ANDREW MCCULLOUGH	10	2.69%
AUSTIN HEPWORTH	10	2.69%
<b>Total Votes Cast</b>	<b>372</b>	<b>100.00%</b>

LC01

State Auditor

Vote For 1

---

	TOTAL	VOTE %
REP TINA CANNON	255	68.36%
DEM CATHERINE VOUTAZ	100	26.81%
CON JEFFREY L. OSTLER	18	4.83%
Total Votes Cast	373	100.00%

State Treasurer

Vote For 1

---

	TOTAL	VOTE %
REP MARLO M. OAKS	265	71.82%
DEM NEIL A HANSEN	91	24.66%
UFP MILES POMEROY	13	3.52%
Total Votes Cast	369	100.00%

State House District 28

Vote For 1

---

	TOTAL	VOTE %
REP NICHOLEEN P. PECK	267	72.36%
DEM FRED L BAKER	102	27.64%
Total Votes Cast	369	100.00%

State School Board 10

Vote For 1

---

	TOTAL	VOTE %
REP MATT HYMAS	267	71.97%
DEM DEBORAH L. GATRELL	104	28.03%
Total Votes Cast	371	100.00%

LC01

County Assessor

Vote For 1

---

	TOTAL	VOTE %
REP JOY L. PETERS	270	100.00%
Total Votes Cast	270	100.00%

County Recorder/Surveyor

Vote For 1

---

	TOTAL	VOTE %
REP JERRY M HOUGHTON	271	100.00%
Total Votes Cast	271	100.00%

County Treasurer

Vote For 1

---

	TOTAL	VOTE %
REP MICHAEL J. JENSEN	269	100.00%
Total Votes Cast	269	100.00%

Local School Board District 2

Vote For 1

---

	TOTAL	VOTE %
JULIA HOLT	173	55.45%
TODD C THOMPSON	139	44.55%
Total Votes Cast	312	100.00%

LC01

**MATTHEW B. DURRANT** Judicial Retention

Vote For 1

---

	TOTAL	VOTE %
YES	228	74.51%
NO	78	25.49%
Total Votes Cast	306	100.00%

**RYAN D. TENNEY** Judicial Retention

Vote For 1

---

	TOTAL	VOTE %
YES	221	72.70%
NO	83	27.30%
Total Votes Cast	304	100.00%

**HEATHER ANNETTE BRERETON** Judicial Retention

Vote For 1

---

	TOTAL	VOTE %
YES	217	71.62%
NO	86	28.38%
Total Votes Cast	303	100.00%

**TERESA LYNN WELCH** Judicial Retention

Vote For 1

---

	TOTAL	VOTE %
YES	218	72.43%
NO	83	27.57%
Total Votes Cast	301	100.00%

LC01

**KRISTINE EDDE JOHNSON Judicial Retention**

Vote For 1

---

	TOTAL	VOTE %
YES	215	70.72%
NO	89	29.28%
Total Votes Cast	304	100.00%

**WILLIAM K. KENDALL Judicial Retention**

Vote For 1

---

	TOTAL	VOTE %
YES	218	71.71%
NO	86	28.29%
Total Votes Cast	304	100.00%

**LAURA S. SCOTT Judicial Retention**

Vote For 1

---

	TOTAL	VOTE %
YES	232	76.32%
NO	72	23.68%
Total Votes Cast	304	100.00%

**JAMES D. GARDNER Judicial Retention**

Vote For 1

---

	TOTAL	VOTE %
YES	221	72.70%
NO	83	27.30%
Total Votes Cast	304	100.00%

LC01

**KARA LEA PETTIT Judicial Retention**

Vote For 1

---

	TOTAL	VOTE %
YES	214	70.39%
NO	90	29.61%
Total Votes Cast	304	100.00%

**LELAND DOUGLAS HOGAN Judicial Retention**

Vote For 1

---

	TOTAL	VOTE %
YES	236	75.88%
NO	75	24.12%
Total Votes Cast	311	100.00%

**TUPAKK AMARU GUSTAVO RENTERIA Judicial Retention**

Vote For 1

---

	TOTAL	VOTE %
YES	218	71.71%
NO	86	28.29%
Total Votes Cast	304	100.00%

**ANNETTE T. JAN Judicial Retention**

Vote For 1

---

	TOTAL	VOTE %
YES	221	72.94%
NO	82	27.06%
Total Votes Cast	303	100.00%

LC01

**ELIZABETH MARIE KNIGHT Judicial Retention**

Vote For 1

---

	TOTAL	VOTE %
YES	229	76.33%
NO	71	23.67%
Total Votes Cast	300	100.00%

**MONICA DIAZ Judicial Retention**

Vote For 1

---

	TOTAL	VOTE %
YES	223	74.33%
NO	77	25.67%
Total Votes Cast	300	100.00%

**Constitutional Amendment B**

Vote For 1

---

	TOTAL	VOTE %
FOR	225	61.31%
AGAINST	142	38.69%
Total Votes Cast	367	100.00%

**Constitutional Amendment C**

Vote For 1

---

	TOTAL	VOTE %
FOR	323	88.49%
AGAINST	42	11.51%
Total Votes Cast	365	100.00%

LP01:1 Suppressed

STATISTICS

	TOTAL
Registered Voters - Total	1
Ballots Cast - Total	2
Voter Turnout - Total	200.00%

U.S. President and Vice President

Vote For 1

	TOTAL	VOTE %
REP TRUMP/VANCE		
DEM HARRIS/WALZ		
WEST/ABDULLAH		
EVERYLOVE		
CON SKOUSEN/COMBS		
GRN STEIN/WARE		
LIB OLIVER/TER MAAT		
DE LA CRUZ/GARCIA		
Write-In: JAY J BOWMAN / DE D.		
Write-In: BUDDIE ARDEN WILKERSON		
Write-In: STEVE M. JOHNSON		
Write-In: ANDRE RAMON MC NEIL		
Write-In: PETER SONSKI / LAUREN MICHELLE ONAK		
Write-In: FUTURE MADAM POTUS		
Write-In: SHONDRA YEVETTE IRVING		
Write-In: Unassigned Candidates		
Write-In Totals		
Not Assigned		
Total Votes Cast		



LP01:1 Suppressed

U.S. Senate

Vote For 1

---

	TOTAL	VOTE %
REP JOHN CURTIS		
DEM CAROLINE GLEICH		
IAP CARLTON E. BOWEN		
Write-In: Unassigned Candidates		
Write-In: LAIRD FETZER HAMBLIN		
Write-In Totals		
Not Assigned		
Total Votes Cast		

U.S. House District 2

Vote For 1

---

	TOTAL	VOTE %
DEM NATHANIEL E WOODWARD		
REP CELESTE MALOY		
CON CASSIE EASLEY		
TYLER MURSET		
Total Votes Cast		

LP01:1 Suppressed

Governor and Lieutenant Governor

Vote For 1

	TOTAL	VOTE %
REP COX/HENDERSON		
DEM KING/CUMMINGS		
IAP WILLIAMS/WILLIAMS III		
LIB LATHAM/SHORT		
TOMENY/TAYLOR		
Write-In: Unassigned Candidates		
Write-In: PHIL LYMAN / NATALIE		
Write-In: CHARLIE TAUTUAA / SYLVIA MIERA FISK		
Write-In Totals		
Not Assigned		
Total Votes Cast		

Attorney General

Vote For 1

	TOTAL	VOTE %
REP DEREK BROWN		
DEM RUDY J BAUTISTA		
LIB W. ANDREW MCCULLOUGH		
AUSTIN HEPWORTH		
UUP MICHELLE QUIST		
Total Votes Cast		

LP01:1 Suppressed

State Auditor

Vote For 1

---

	TOTAL	VOTE %
REP TINA CANNON		
DEM CATHERINE VOUTAZ		
CON JEFFREY L. OSTLER		
Total Votes Cast		

---

State Treasurer

Vote For 1

---

	TOTAL	VOTE %
REP MARLO M. OAKS		
DEM NEIL A HANSEN		
UFP MILES POMEROY		
Total Votes Cast		

---

State House District 29

Vote For 1

---

	TOTAL	VOTE %
REP BRIDGER BOLINDER		
DEM RON DRAPER		
Total Votes Cast		

---

State School Board 10

Vote For 1

---

	TOTAL	VOTE %
DEM DEBORAH L. GATRELL		
REP MATT HYMAS		
Total Votes Cast		

---

LP01:1 Suppressed

County Council - District 4

Vote For 1

---

	TOTAL	VOTE %
--	-------	--------

REP JARED S. HAMNER

Total Votes Cast

---

County Assessor

Vote For 1

---

	TOTAL	VOTE %
--	-------	--------

REP JOY L. PETERS

Total Votes Cast

---

County Recorder/Surveyor

Vote For 1

---

	TOTAL	VOTE %
--	-------	--------

REP JERRY M HOUGHTON

Total Votes Cast

---

County Treasurer

Vote For 1

---

	TOTAL	VOTE %
--	-------	--------

REP MICHAEL J. JENSEN

Total Votes Cast

---

MATTHEW B. DURRANT Judicial Retention

Vote For 1

---

	TOTAL	VOTE %
--	-------	--------

YES

---

NO

---

Total Votes Cast

---

LP01:1 Suppressed

**RYAN D. TENNEY Judicial Retention**

Vote For 1

---

	TOTAL	VOTE %
--	-------	--------

YES

NO

Total Votes Cast

---

**HEATHER ANNETTE BRERETON Judicial Retention**

Vote For 1

---

	TOTAL	VOTE %
--	-------	--------

YES

NO

Total Votes Cast

---

**TERESA LYNN WELCH Judicial Retention**

Vote For 1

---

	TOTAL	VOTE %
--	-------	--------

YES

NO

Total Votes Cast

---

**KRISTINE EDDE JOHNSON Judicial Retention**

Vote For 1

---

	TOTAL	VOTE %
--	-------	--------

YES

NO

Total Votes Cast

LP01:1 Suppressed

**WILLIAM K. KENDALL** Judicial Retention

Vote For 1

---

	TOTAL	VOTE %
--	-------	--------

YES

NO

Total Votes Cast

**LAURA S. SCOTT** Judicial Retention

Vote For 1

---

	TOTAL	VOTE %
--	-------	--------

YES

NO

Total Votes Cast

**JAMES D. GARDNER** Judicial Retention

Vote For 1

---

	TOTAL	VOTE %
--	-------	--------

YES

NO

Total Votes Cast

**KARA LEA PETTIT** Judicial Retention

Vote For 1

---

	TOTAL	VOTE %
--	-------	--------

YES

NO

Total Votes Cast

LP01:1 Suppressed

LELAND DOUGLAS HOGAN Judicial Retention

Vote For 1

---

	TOTAL	VOTE %
--	-------	--------

YES

---

NO

---

Total Votes Cast

---

TUPAKK AMARU GUSTAVO RENTERIA Judicial Retention

Vote For 1

---

	TOTAL	VOTE %
--	-------	--------

YES

---

NO

---

Total Votes Cast

---

ANNETTE T. JAN Judicial Retention

Vote For 1

---

	TOTAL	VOTE %
--	-------	--------

YES

---

NO

---

Total Votes Cast

---

ELIZABETH MARIE KNIGHT Judicial Retention

Vote For 1

---

	TOTAL	VOTE %
--	-------	--------

YES

---

NO

---

Total Votes Cast

---

LP01:1 Suppressed

MONICA DIAZ Judicial Retention

Vote For 1

---

	TOTAL	VOTE %
--	-------	--------

YES

NO

Total Votes Cast

Constitutional Amendment B

Vote For 1

---

	TOTAL	VOTE %
--	-------	--------

FOR

AGAINST

Total Votes Cast

Constitutional Amendment C

Vote For 1

---

	TOTAL	VOTE %
--	-------	--------

FOR

AGAINST

Total Votes Cast



LP01:2

STATISTICS

	TOTAL
Registered Voters - Total	850
Ballots Cast - Total	704
Voter Turnout - Total	82.82%

U.S. President and Vice President

Vote For 1

	TOTAL	VOTE %
REP TRUMP/VANCE	486	69.73%
DEM HARRIS/WALZ	183	26.26%
Write-In: Unassigned Candidates	10	1.43%
CON SKOUSEN/COMBS	7	1.00%
LIB OLIVER/TER MAAT	6	0.86%
EVERYLOVE	2	0.29%
GRN STEIN/WARE	2	0.29%
DE LA CRUZ/GARCIA	1	0.14%
WEST/ABDULLAH	0	0.00%
Write-In: JAY J BOWMAN / DE D.	0	0.00%
Write-In: BUDDIE ARDEN WILKERSON	0	0.00%
Write-In: STEVE M. JOHNSON	0	0.00%
Write-In: ANDRE RAMON MC NEIL	0	0.00%
Write-In: PETER SONSKI / LAUREN MICHELLE ONAK	0	0.00%
Write-In: FUTURE MADAM POTUS	0	0.00%
Write-In: SHONDRA YEVETTE IRVING	0	0.00%
Write-In Totals	10	1.43%
Not Assigned	0	0.00%
Total Votes Cast	697	100.00%

LP01:2

U.S. Senate

Vote For 1

---

	TOTAL	VOTE %
REP JOHN CURTIS	488	71.45%
DEM CAROLINE GLEICH	152	22.25%
IAP CARLTON E. BOWEN	38	5.56%
Write-In: Unassigned Candidates	5	0.73%
Write-In: LAIRD FETZER HAMBLIN	0	0.00%
Write-In Totals	5	0.73%
Not Assigned	0	0.00%
Total Votes Cast	683	100.00%

U.S. House District 2

Vote For 1

---

	TOTAL	VOTE %
REP CELESTE MALOY	461	68.50%
DEM NATHANIEL E WOODWARD	152	22.59%
CON CASSIE EASLEY	40	5.94%
TYLER MURSET	20	2.97%
Total Votes Cast	673	100.00%

LP01:2

Governor and Lieutenant Governor

Vote For 1

	TOTAL	VOTE %
REP COX/HENDERSON	378	55.83%
DEM KING/CUMMINGS	136	20.09%
Write-In: PHIL LYMAN / NATALIE	111	16.40%
LIB LATHAM/SHORT	30	4.43%
IAP WILLIAMS/WILLIAMS III	16	2.36%
TOMENY/TAYLOR	3	0.44%
Write-In: Unassigned Candidates	2	0.30%
Write-In: CHARLIE TAUTUAA / SYLVIA MIERA FISK	1	0.15%
Write-In Totals	114	16.84%
Not Assigned	0	0.00%
<b>Total Votes Cast</b>	<b>677</b>	<b>100.00%</b>

Attorney General

Vote For 1

	TOTAL	VOTE %
REP DEREK BROWN	430	64.66%
DEM RUDY J BAUTISTA	145	21.80%
LIB W. ANDREW MCCULLOUGH	39	5.86%
UUP MICHELLE QUIST	28	4.21%
AUSTIN HEPWORTH	23	3.46%
<b>Total Votes Cast</b>	<b>665</b>	<b>100.00%</b>

LP01:2

State Auditor

Vote For 1

---

	TOTAL	VOTE %
REP TINA CANNON	452	69.01%
DEM CATHERINE VOUTAZ	157	23.97%
CON JEFFREY L. OSTLER	46	7.02%
Total Votes Cast	655	100.00%

State Treasurer

Vote For 1

---

	TOTAL	VOTE %
REP MARLO M. OAKS	472	72.17%
DEM NEIL A HANSEN	142	21.71%
UFP MILES POMEROY	40	6.12%
Total Votes Cast	654	100.00%

State House District 29

Vote For 1

---

	TOTAL	VOTE %
REP BRIDGER BOLINDER	448	69.89%
DEM RON DRAPER	193	30.11%
Total Votes Cast	641	100.00%

State School Board 10

Vote For 1

---

	TOTAL	VOTE %
REP MATT HYMAS	464	71.38%
DEM DEBORAH L. GATRELL	186	28.62%
Total Votes Cast	650	100.00%

LP01:2

County Council - District 4

Vote For 1

---

	TOTAL	VOTE %
REP JARED S. HAMNER	497	100.00%
Total Votes Cast	497	100.00%

County Assessor

Vote For 1

---

	TOTAL	VOTE %
REP JOY L. PETERS	490	100.00%
Total Votes Cast	490	100.00%

County Recorder/Surveyor

Vote For 1

---

	TOTAL	VOTE %
REP JERRY M HOUGHTON	486	100.00%
Total Votes Cast	486	100.00%

County Treasurer

Vote For 1

---

	TOTAL	VOTE %
REP MICHAEL J. JENSEN	488	100.00%
Total Votes Cast	488	100.00%

MATTHEW B. DURRANT Judicial Retention

Vote For 1

---

	TOTAL	VOTE %
YES	407	75.23%
NO	134	24.77%
Total Votes Cast	541	100.00%

LP01:2

**RYAN D. TENNEY Judicial Retention**

Vote For 1

---

	TOTAL	VOTE %
YES	390	73.17%
NO	143	26.83%
Total Votes Cast	533	100.00%

**HEATHER ANNETTE BRERETON Judicial Retention**

Vote For 1

---

	TOTAL	VOTE %
YES	379	71.24%
NO	153	28.76%
Total Votes Cast	532	100.00%

**TERESA LYNN WELCH Judicial Retention**

Vote For 1

---

	TOTAL	VOTE %
YES	383	72.95%
NO	142	27.05%
Total Votes Cast	525	100.00%

**KRISTINE EDDE JOHNSON Judicial Retention**

Vote For 1

---

	TOTAL	VOTE %
YES	365	69.52%
NO	160	30.48%
Total Votes Cast	525	100.00%

LP01:2

**WILLIAM K. KENDALL Judicial Retention**

Vote For 1

---

	TOTAL	VOTE %
YES	382	72.49%
NO	145	27.51%
Total Votes Cast	527	100.00%

**LAURA S. SCOTT Judicial Retention**

Vote For 1

---

	TOTAL	VOTE %
YES	393	74.57%
NO	134	25.43%
Total Votes Cast	527	100.00%

**JAMES D. GARDNER Judicial Retention**

Vote For 1

---

	TOTAL	VOTE %
YES	399	75.57%
NO	129	24.43%
Total Votes Cast	528	100.00%

**KARA LEA PETTIT Judicial Retention**

Vote For 1

---

	TOTAL	VOTE %
YES	368	69.96%
NO	158	30.04%
Total Votes Cast	526	100.00%

LP01:2

LELAND DOUGLAS HOGAN Judicial Retention

Vote For 1

---

	TOTAL	VOTE %
YES	389	73.81%
NO	138	26.19%
Total Votes Cast	527	100.00%

TUPAKK AMARU GUSTAVO RENTERIA Judicial Retention

Vote For 1

---

	TOTAL	VOTE %
YES	387	74.00%
NO	136	26.00%
Total Votes Cast	523	100.00%

ANNETTE T. JAN Judicial Retention

Vote For 1

---

	TOTAL	VOTE %
YES	400	76.34%
NO	124	23.66%
Total Votes Cast	524	100.00%

ELIZABETH MARIE KNIGHT Judicial Retention

Vote For 1

---

	TOTAL	VOTE %
YES	396	76.01%
NO	125	23.99%
Total Votes Cast	521	100.00%



LP01:2

MONICA DIAZ Judicial Retention

Vote For 1

---

	TOTAL	VOTE %
YES	380	73.36%
NO	138	26.64%
Total Votes Cast	518	100.00%

Constitutional Amendment B

Vote For 1

---

	TOTAL	VOTE %
FOR	430	64.86%
AGAINST	233	35.14%
Total Votes Cast	663	100.00%

Constitutional Amendment C

Vote For 1

---

	TOTAL	VOTE %
FOR	557	84.91%
AGAINST	99	15.09%
Total Votes Cast	656	100.00%

LP02

STATISTICS

	TOTAL
Registered Voters - Total	873
Ballots Cast - Total	762
Voter Turnout - Total	87.29%

U.S. President and Vice President

Vote For 1

	TOTAL	VOTE %
REP TRUMP/VANCE	568	75.13%
DEM HARRIS/WALZ	154	20.37%
CON SKOUSEN/COMBS	12	1.59%
Write-In: Unassigned Candidates	7	0.93%
LIB OLIVER/TER MAAT	6	0.79%
EVERYLOVE	3	0.40%
WEST/ABDULLAH	2	0.26%
GRN STEIN/WARE	2	0.26%
DE LA CRUZ/GARCIA	2	0.26%
Write-In: JAY J BOWMAN / DE D.	0	0.00%
Write-In: BUDDIE ARDEN WILKERSON	0	0.00%
Write-In: STEVE M. JOHNSON	0	0.00%
Write-In: ANDRE RAMON MC NEIL	0	0.00%
Write-In: PETER SONSKI / LAUREN MICHELLE ONAK	0	0.00%
Write-In: FUTURE MADAM POTUS	0	0.00%
Write-In: SHONDRA YEVETTE IRVING	0	0.00%
Write-In Totals	7	0.93%
Not Assigned	0	0.00%
Total Votes Cast	756	100.00%

LP02

U.S. Senate

Vote For 1

---

	TOTAL	VOTE %
REP JOHN CURTIS	533	71.45%
DEM CAROLINE GLEICH	145	19.44%
IAP CARLTON E. BOWEN	61	8.18%
Write-In: Unassigned Candidates	7	0.94%
Write-In: LAIRD FETZER HAMBLIN	0	0.00%
Write-In Totals	7	0.94%
Not Assigned	0	0.00%
Total Votes Cast	746	100.00%

U.S. House District 2

Vote For 1

---

	TOTAL	VOTE %
REP CELESTE MALOY	517	70.63%
DEM NATHANIEL E WOODWARD	133	18.17%
CON CASSIE EASLEY	70	9.56%
TYLER MURSET	12	1.64%
Total Votes Cast	732	100.00%

LP02

Governor and Lieutenant Governor

Vote For 1

	TOTAL	VOTE %
REP COX/HENDERSON	419	56.17%
Write-In: PHIL LYMAN / NATALIE	147	19.71%
DEM KING/CUMMINGS	129	17.29%
LIB LATHAM/SHORT	28	3.75%
IAP WILLIAMS/WILLIAMS III	19	2.55%
TOMENY/TAYLOR	3	0.40%
Write-In: Unassigned Candidates	1	0.13%
Write-In: CHARLIE TAUTUAA / SYLVIA MIERA FISK	0	0.00%
Write-In Totals	148	19.84%
Not Assigned	0	0.00%
<b>Total Votes Cast</b>	<b>746</b>	<b>100.00%</b>

Attorney General

Vote For 1

	TOTAL	VOTE %
REP DEREK BROWN	462	65.25%
DEM RUDY J BAUTISTA	115	16.24%
AUSTIN HEPWORTH	57	8.05%
UUP MICHELLE QUIST	39	5.51%
LIB W. ANDREW MCCULLOUGH	35	4.94%
<b>Total Votes Cast</b>	<b>708</b>	<b>100.00%</b>

LP02

State Auditor

Vote For 1

---

	TOTAL	VOTE %
REP TINA CANNON	489	70.46%
DEM CATHERINE VOUTAZ	123	17.72%
CON JEFFREY L. OSTLER	82	11.82%
Total Votes Cast	694	100.00%

State Treasurer

Vote For 1

---

	TOTAL	VOTE %
REP MARLO M. OAKS	539	77.78%
DEM NEIL A HANSEN	119	17.17%
UFP MILES POMEROY	35	5.05%
Total Votes Cast	693	100.00%

State House District 29

Vote For 1

---

	TOTAL	VOTE %
REP BRIDGER BOLINDER	538	78.54%
DEM RON DRAPER	147	21.46%
Total Votes Cast	685	100.00%

State School Board 10

Vote For 1

---

	TOTAL	VOTE %
REP MATT HYMAS	528	76.52%
DEM DEBORAH L. GATRELL	162	23.48%
Total Votes Cast	690	100.00%

LP02

County Council - District 4

Vote For 1

---

	TOTAL	VOTE %
REP JARED S. HAMNER	538	100.00%
Total Votes Cast	538	100.00%

County Assessor

Vote For 1

---

	TOTAL	VOTE %
REP JOY L. PETERS	531	100.00%
Total Votes Cast	531	100.00%

County Recorder/Surveyor

Vote For 1

---

	TOTAL	VOTE %
REP JERRY M HOUGHTON	533	100.00%
Total Votes Cast	533	100.00%

County Treasurer

Vote For 1

---

	TOTAL	VOTE %
REP MICHAEL J. JENSEN	528	100.00%
Total Votes Cast	528	100.00%

MATTHEW B. DURRANT Judicial Retention

Vote For 1

---

	TOTAL	VOTE %
YES	428	71.93%
NO	167	28.07%
Total Votes Cast	595	100.00%

LP02

**RYAN D. TENNEY Judicial Retention**

Vote For 1

---

	TOTAL	VOTE %
YES	422	70.81%
NO	174	29.19%
Total Votes Cast	596	100.00%

**HEATHER ANNETTE BRERETON Judicial Retention**

Vote For 1

---

	TOTAL	VOTE %
YES	406	67.67%
NO	194	32.33%
Total Votes Cast	600	100.00%

**TERESA LYNN WELCH Judicial Retention**

Vote For 1

---

	TOTAL	VOTE %
YES	418	69.21%
NO	186	30.79%
Total Votes Cast	604	100.00%

**KRISTINE EDDE JOHNSON Judicial Retention**

Vote For 1

---

	TOTAL	VOTE %
YES	411	68.73%
NO	187	31.27%
Total Votes Cast	598	100.00%

LP02

**WILLIAM K. KENDALL Judicial Retention**

Vote For 1

---

	TOTAL	VOTE %
YES	420	70.12%
NO	179	29.88%
Total Votes Cast	599	100.00%

**LAURA S. SCOTT Judicial Retention**

Vote For 1

---

	TOTAL	VOTE %
YES	426	71.24%
NO	172	28.76%
Total Votes Cast	598	100.00%

**JAMES D. GARDNER Judicial Retention**

Vote For 1

---

	TOTAL	VOTE %
YES	420	70.12%
NO	179	29.88%
Total Votes Cast	599	100.00%

**KARA LEA PETTIT Judicial Retention**

Vote For 1

---

	TOTAL	VOTE %
YES	382	64.53%
NO	210	35.47%
Total Votes Cast	592	100.00%



LP02

LELAND DOUGLAS HOGAN Judicial Retention

Vote For 1

---

	TOTAL	VOTE %
YES	430	71.79%
NO	169	28.21%
Total Votes Cast	599	100.00%

TUPAKK AMARU GUSTAVO RENTERIA Judicial Retention

Vote For 1

---

	TOTAL	VOTE %
YES	414	69.46%
NO	182	30.54%
Total Votes Cast	596	100.00%

ANNETTE T. JAN Judicial Retention

Vote For 1

---

	TOTAL	VOTE %
YES	425	70.95%
NO	174	29.05%
Total Votes Cast	599	100.00%

ELIZABETH MARIE KNIGHT Judicial Retention

Vote For 1

---

	TOTAL	VOTE %
YES	425	71.55%
NO	169	28.45%
Total Votes Cast	594	100.00%

LP02

MONICA DIAZ Judicial Retention

Vote For 1

---

	TOTAL	VOTE %
YES	416	69.68%
NO	181	30.32%
Total Votes Cast	597	100.00%

Constitutional Amendment B

Vote For 1

---

	TOTAL	VOTE %
FOR	415	58.37%
AGAINST	296	41.63%
Total Votes Cast	711	100.00%

Constitutional Amendment C

Vote For 1

---

	TOTAL	VOTE %
FOR	619	86.45%
AGAINST	97	13.55%
Total Votes Cast	716	100.00%

RV01:1

STATISTICS

	TOTAL
Registered Voters - Total	288
Ballots Cast - Total	273
Voter Turnout - Total	94.79%

U.S. President and Vice President

Vote For 1

	TOTAL	VOTE %
REP TRUMP/VANCE	219	81.11%
DEM HARRIS/WALZ	44	16.30%
CON SKOUSEN/COMBS	3	1.11%
Write-In: Unassigned Candidates	2	0.74%
WEST/ABDULLAH	1	0.37%
LIB OLIVER/TER MAAT	1	0.37%
EVERYLOVE	0	0.00%
GRN STEIN/WARE	0	0.00%
DE LA CRUZ/GARCIA	0	0.00%
Write-In: JAY J BOWMAN / DE D.	0	0.00%
Write-In: BUDDIE ARDEN WILKERSON	0	0.00%
Write-In: STEVE M. JOHNSON	0	0.00%
Write-In: ANDRE RAMON MC NEIL	0	0.00%
Write-In: PETER SONSKI / LAUREN MICHELLE ONAK	0	0.00%
Write-In: FUTURE MADAM POTUS	0	0.00%
Write-In: SHONDRA YEVETTE IRVING	0	0.00%
Write-In Totals	2	0.74%
Not Assigned	0	0.00%
Total Votes Cast	270	100.00%

RV01:1

U.S. Senate

Vote For 1

---

	TOTAL	VOTE %
REP JOHN CURTIS	220	83.02%
DEM CAROLINE GLEICH	40	15.09%
IAP CARLTON E. BOWEN	5	1.89%
Write-In: Unassigned Candidates	0	0.00%
Write-In: LAIRD FETZER HAMBLIN	0	0.00%
Write-In Totals	0	0.00%
Not Assigned	0	0.00%
Total Votes Cast	265	100.00%

U.S. House District 2

Vote For 1

---

	TOTAL	VOTE %
REP CELESTE MALOY	201	76.14%
DEM NATHANIEL E WOODWARD	39	14.77%
CON CASSIE EASLEY	20	7.58%
TYLER MURSET	4	1.52%
Total Votes Cast	264	100.00%

RV01:1

Governor and Lieutenant Governor

Vote For 1

---

	TOTAL	VOTE %
REP COX/HENDERSON	189	71.59%
DEM KING/CUMMINGS	35	13.26%
Write-In: PHIL LYMAN / NATALIE	21	7.95%
IAP WILLIAMS/WILLIAMS III	9	3.41%
LIB LATHAM/SHORT	5	1.89%
Write-In: Unassigned Candidates	3	1.14%
TOMENY/TAYLOR	2	0.76%
Write-In: CHARLIE TAUTUAA / SYLVIA MIERA FISK	0	0.00%
Write-In Totals	24	9.09%
Not Assigned	0	0.00%
<b>Total Votes Cast</b>	<b>264</b>	<b>100.00%</b>

Attorney General

Vote For 1

---

	TOTAL	VOTE %
REP DEREK BROWN	198	75.00%
DEM RUDY J BAUTISTA	43	16.29%
LIB W. ANDREW MCCULLOUGH	10	3.79%
UUP MICHELLE QUIST	7	2.65%
AUSTIN HEPWORTH	6	2.27%
<b>Total Votes Cast</b>	<b>264</b>	<b>100.00%</b>

RV01:1

State Auditor

Vote For 1

---

	TOTAL	VOTE %
REP TINA CANNON	205	77.65%
DEM CATHERINE VOUTAZ	39	14.77%
CON JEFFREY L. OSTLER	20	7.58%
Total Votes Cast	264	100.00%

State Treasurer

Vote For 1

---

	TOTAL	VOTE %
REP MARLO M. OAKS	207	78.41%
DEM NEIL A HANSEN	45	17.05%
UFP MILES POMEROY	12	4.55%
Total Votes Cast	264	100.00%

State House District 29

Vote For 1

---

	TOTAL	VOTE %
REP BRIDGER BOLINDER	217	82.20%
DEM RON DRAPER	47	17.80%
Total Votes Cast	264	100.00%

State School Board 10

Vote For 1

---

	TOTAL	VOTE %
REP MATT HYMAS	207	79.92%
DEM DEBORAH L. GATRELL	52	20.08%
Total Votes Cast	259	100.00%

RV01:1

County Assessor

Vote For 1

---

	TOTAL	VOTE %
REP JOY L. PETERS	213	100.00%
Total Votes Cast	213	100.00%

County Recorder/Surveyor

Vote For 1

---

	TOTAL	VOTE %
REP JERRY M HOUGHTON	210	100.00%
Total Votes Cast	210	100.00%

County Treasurer

Vote For 1

---

	TOTAL	VOTE %
REP MICHAEL J. JENSEN	214	100.00%
Total Votes Cast	214	100.00%

MATTHEW B. DURRANT Judicial Retention

Vote For 1

---

	TOTAL	VOTE %
YES	168	76.36%
NO	52	23.64%
Total Votes Cast	220	100.00%

RV01:1

**RYAN D. TENNEY Judicial Retention**

Vote For 1

---

	TOTAL	VOTE %
YES	163	74.43%
NO	56	25.57%
Total Votes Cast	219	100.00%

**HEATHER ANNETTE BRERETON Judicial Retention**

Vote For 1

---

	TOTAL	VOTE %
YES	157	71.04%
NO	64	28.96%
Total Votes Cast	221	100.00%

**TERESA LYNN WELCH Judicial Retention**

Vote For 1

---

	TOTAL	VOTE %
YES	171	76.34%
NO	53	23.66%
Total Votes Cast	224	100.00%

**KRISTINE EDDE JOHNSON Judicial Retention**

Vote For 1

---

	TOTAL	VOTE %
YES	157	71.36%
NO	63	28.64%
Total Votes Cast	220	100.00%



RV01:1

**WILLIAM K. KENDALL Judicial Retention**

Vote For 1

---

	TOTAL	VOTE %
YES	157	72.02%
NO	61	27.98%
Total Votes Cast	218	100.00%

**LAURA S. SCOTT Judicial Retention**

Vote For 1

---

	TOTAL	VOTE %
YES	167	75.91%
NO	53	24.09%
Total Votes Cast	220	100.00%

**JAMES D. GARDNER Judicial Retention**

Vote For 1

---

	TOTAL	VOTE %
YES	169	76.82%
NO	51	23.18%
Total Votes Cast	220	100.00%

**KARA LEA PETTIT Judicial Retention**

Vote For 1

---

	TOTAL	VOTE %
YES	156	71.23%
NO	63	28.77%
Total Votes Cast	219	100.00%

RV01:1

LELAND DOUGLAS HOGAN Judicial Retention

Vote For 1

---

	TOTAL	VOTE %
YES	154	67.54%
NO	74	32.46%
Total Votes Cast	228	100.00%

TUPAKK AMARU GUSTAVO RENTERIA Judicial Retention

Vote For 1

---

	TOTAL	VOTE %
YES	156	71.23%
NO	63	28.77%
Total Votes Cast	219	100.00%

ANNETTE T. JAN Judicial Retention

Vote For 1

---

	TOTAL	VOTE %
YES	162	73.64%
NO	58	26.36%
Total Votes Cast	220	100.00%

ELIZABETH MARIE KNIGHT Judicial Retention

Vote For 1

---

	TOTAL	VOTE %
YES	165	75.00%
NO	55	25.00%
Total Votes Cast	220	100.00%

RV01:1

MONICA DIAZ Judicial Retention

Vote For 1

---

	TOTAL	VOTE %
YES	155	72.77%
NO	58	27.23%
Total Votes Cast	213	100.00%

Constitutional Amendment B

Vote For 1

---

	TOTAL	VOTE %
AGAINST	126	51.64%
FOR	118	48.36%
Total Votes Cast	244	100.00%

Constitutional Amendment C

Vote For 1

---

	TOTAL	VOTE %
FOR	208	84.55%
AGAINST	38	15.45%
Total Votes Cast	246	100.00%

RV01:2U

STATISTICS

	TOTAL
Registered Voters - Total	80
Ballots Cast - Total	74
Voter Turnout - Total	92.50%

U.S. President and Vice President

Vote For 1

	TOTAL	VOTE %
REP TRUMP/VANCE	64	86.49%
DEM HARRIS/WALZ	9	12.16%
WEST/ABDULLAH	1	1.35%
EVERYLOVE	0	0.00%
CON SKOUSEN/COMBS	0	0.00%
GRN STEIN/WARE	0	0.00%
LIB OLIVER/TER MAAT	0	0.00%
DE LA CRUZ/GARCIA	0	0.00%
Write-In: JAY J BOWMAN / DE D.	0	0.00%
Write-In: BUDDIE ARDEN WILKERSON	0	0.00%
Write-In: STEVE M. JOHNSON	0	0.00%
Write-In: ANDRE RAMON MC NEIL	0	0.00%
Write-In: PETER SONSKI / LAUREN MICHELLE ONAK	0	0.00%
Write-In: FUTURE MADAM POTUS	0	0.00%
Write-In: SHONDRA YEVETTE IRVING	0	0.00%
Write-In: Unassigned Candidates	0	0.00%
Write-In Totals	0	0.00%
Not Assigned	0	0.00%
<b>Total Votes Cast</b>	<b>74</b>	<b>100.00%</b>

RV01:2U

U.S. Senate

Vote For 1

---

	TOTAL	VOTE %
REP JOHN CURTIS	63	86.30%
IAP CARLTON E. BOWEN	7	9.59%
DEM CAROLINE GLEICH	3	4.11%
Write-In: Unassigned Candidates	0	0.00%
Write-In: LAIRD FETZER HAMBLIN	0	0.00%
Write-In Totals	0	0.00%
Not Assigned	0	0.00%
Total Votes Cast	73	100.00%

U.S. House District 2

Vote For 1

---

	TOTAL	VOTE %
REP CELESTE MALOY	62	86.11%
DEM NATHANIEL E WOODWARD	4	5.56%
CON CASSIE EASLEY	4	5.56%
TYLER MURSET	2	2.78%
Total Votes Cast	72	100.00%

RV01:2U

Governor and Lieutenant Governor

Vote For 1

---

	TOTAL	VOTE %
REP COX/HENDERSON	48	66.67%
Write-In: PHIL LYMAN / NATALIE	16	22.22%
DEM KING/CUMMINGS	5	6.94%
LIB LATHAM/SHORT	2	2.78%
IAP WILLIAMS/WILLIAMS III	1	1.39%
TOMENY/TAYLOR	0	0.00%
Write-In: Unassigned Candidates	0	0.00%
Write-In: CHARLIE TAUTUAA / SYLVIA MIERA FISK	0	0.00%
Write-In Totals	16	22.22%
Not Assigned	0	0.00%
<b>Total Votes Cast</b>	<b>72</b>	<b>100.00%</b>

Attorney General

Vote For 1

---

	TOTAL	VOTE %
REP DEREK BROWN	60	81.08%
DEM RUDY J BAUTISTA	7	9.46%
AUSTIN HEPWORTH	4	5.41%
LIB W. ANDREW MCCULLOUGH	2	2.70%
UUP MICHELLE QUIST	1	1.35%
<b>Total Votes Cast</b>	<b>74</b>	<b>100.00%</b>

RV01:2U

State Auditor

Vote For 1

---

	TOTAL	VOTE %
REP TINA CANNON	61	83.56%
CON JEFFREY L. OSTLER	8	10.96%
DEM CATHERINE VOUTAZ	4	5.48%
Total Votes Cast	73	100.00%

State Treasurer

Vote For 1

---

	TOTAL	VOTE %
REP MARLO M. OAKS	64	87.67%
DEM NEIL A HANSEN	5	6.85%
UFP MILES POMEROY	4	5.48%
Total Votes Cast	73	100.00%

State House District 29

Vote For 1

---

	TOTAL	VOTE %
REP BRIDGER BOLINDER	60	85.71%
DEM RON DRAPER	10	14.29%
Total Votes Cast	70	100.00%

State School Board 10

Vote For 1

---

	TOTAL	VOTE %
REP MATT HYMAS	60	85.71%
DEM DEBORAH L. GATRELL	10	14.29%
Total Votes Cast	70	100.00%

RV01:2U

County Assessor

Vote For 1

---

	TOTAL	VOTE %
REP JOY L. PETERS	59	100.00%
Total Votes Cast	59	100.00%

County Recorder/Surveyor

Vote For 1

---

	TOTAL	VOTE %
REP JERRY M HOUGHTON	59	100.00%
Total Votes Cast	59	100.00%

County Treasurer

Vote For 1

---

	TOTAL	VOTE %
REP MICHAEL J. JENSEN	60	100.00%
Total Votes Cast	60	100.00%

MATTHEW B. DURRANT Judicial Retention

Vote For 1

---

	TOTAL	VOTE %
YES	50	80.65%
NO	12	19.35%
Total Votes Cast	62	100.00%



RV01:2U

**RYAN D. TENNEY Judicial Retention**

Vote For 1

---

	TOTAL	VOTE %
YES	49	83.05%
NO	10	16.95%
Total Votes Cast	59	100.00%

**HEATHER ANNETTE BRERETON Judicial Retention**

Vote For 1

---

	TOTAL	VOTE %
YES	47	82.46%
NO	10	17.54%
Total Votes Cast	57	100.00%

**TERESA LYNN WELCH Judicial Retention**

Vote For 1

---

	TOTAL	VOTE %
YES	47	82.46%
NO	10	17.54%
Total Votes Cast	57	100.00%

**KRISTINE EDDE JOHNSON Judicial Retention**

Vote For 1

---

	TOTAL	VOTE %
YES	45	80.36%
NO	11	19.64%
Total Votes Cast	56	100.00%

RV01:2U

**WILLIAM K. KENDALL Judicial Retention**

Vote For 1

---

	TOTAL	VOTE %
YES	46	80.70%
NO	11	19.30%
Total Votes Cast	57	100.00%

**LAURA S. SCOTT Judicial Retention**

Vote For 1

---

	TOTAL	VOTE %
YES	46	80.70%
NO	11	19.30%
Total Votes Cast	57	100.00%

**JAMES D. GARDNER Judicial Retention**

Vote For 1

---

	TOTAL	VOTE %
YES	48	84.21%
NO	9	15.79%
Total Votes Cast	57	100.00%

**KARA LEA PETTIT Judicial Retention**

Vote For 1

---

	TOTAL	VOTE %
YES	47	83.93%
NO	9	16.07%
Total Votes Cast	56	100.00%

RV01:2U

LELAND DOUGLAS HOGAN Judicial Retention

Vote For 1

---

	TOTAL	VOTE %
YES	45	77.59%
NO	13	22.41%
Total Votes Cast	58	100.00%

TUPAKK AMARU GUSTAVO RENTERIA Judicial Retention

Vote For 1

---

	TOTAL	VOTE %
YES	43	75.44%
NO	14	24.56%
Total Votes Cast	57	100.00%

ANNETTE T. JAN Judicial Retention

Vote For 1

---

	TOTAL	VOTE %
YES	45	80.36%
NO	11	19.64%
Total Votes Cast	56	100.00%

ELIZABETH MARIE KNIGHT Judicial Retention

Vote For 1

---

	TOTAL	VOTE %
YES	46	80.70%
NO	11	19.30%
Total Votes Cast	57	100.00%

RV01:2U

MONICA DIAZ Judicial Retention

Vote For 1

---

	TOTAL	VOTE %
YES	45	81.82%
NO	10	18.18%
Total Votes Cast	55	100.00%

Constitutional Amendment B

Vote For 1

---

	TOTAL	VOTE %
FOR	40	59.70%
AGAINST	27	40.30%
Total Votes Cast	67	100.00%

Constitutional Amendment C

Vote For 1

---

	TOTAL	VOTE %
FOR	67	94.37%
AGAINST	4	5.63%
Total Votes Cast	71	100.00%

SP01

STATISTICS

	TOTAL
Registered Voters - Total	843
Ballots Cast - Total	702
Voter Turnout - Total	83.27%

U.S. President and Vice President

Vote For 1

	TOTAL	VOTE %
REP TRUMP/VANCE	440	63.22%
DEM HARRIS/WALZ	216	31.03%
Write-In: Unassigned Candidates	17	2.44%
LIB OLIVER/TER MAAT	9	1.29%
CON SKOUSEN/COMBS	6	0.86%
GRN STEIN/WARE	5	0.72%
EVERYLOVE	2	0.29%
DE LA CRUZ/GARCIA	1	0.14%
WEST/ABDULLAH	0	0.00%
Write-In: JAY J BOWMAN / DE D.	0	0.00%
Write-In: BUDDIE ARDEN WILKERSON	0	0.00%
Write-In: STEVE M. JOHNSON	0	0.00%
Write-In: ANDRE RAMON MC NEIL	0	0.00%
Write-In: PETER SONSKI / LAUREN MICHELLE ONAK	0	0.00%
Write-In: FUTURE MADAM POTUS	0	0.00%
Write-In: SHONDRA YEVETTE IRVING	0	0.00%
Write-In Totals	17	2.44%
Not Assigned	0	0.00%
<b>Total Votes Cast</b>	<b>696</b>	<b>100.00%</b>

SP01

U.S. Senate

Vote For 1

---

	TOTAL	VOTE %
REP JOHN CURTIS	472	69.82%
DEM CAROLINE GLEICH	167	24.70%
IAP CARLTON E. BOWEN	36	5.33%
Write-In: Unassigned Candidates	1	0.15%
Write-In: LAIRD FETZER HAMBLIN	0	0.00%
Write-In Totals	1	0.15%
Not Assigned	0	0.00%
Total Votes Cast	676	100.00%

U.S. House District 2

Vote For 1

---

	TOTAL	VOTE %
REP CELESTE MALOY	453	67.71%
DEM NATHANIEL E WOODWARD	165	24.66%
CON CASSIE EASLEY	34	5.08%
TYLER MURSET	17	2.54%
Total Votes Cast	669	100.00%

SP01

Governor and Lieutenant Governor

Vote For 1

---

	TOTAL	VOTE %
REP COX/HENDERSON	396	58.24%
DEM KING/CUMMINGS	150	22.06%
Write-In: PHIL LYMAN / NATALIE	78	11.47%
LIB LATHAM/SHORT	33	4.85%
IAP WILLIAMS/WILLIAMS III	18	2.65%
TOMENY/TAYLOR	4	0.59%
Write-In: Unassigned Candidates	1	0.15%
Write-In: CHARLIE TAUTUAA / SYLVIA MIERA FISK	0	0.00%
Write-In Totals	79	11.62%
Not Assigned	0	0.00%
<b>Total Votes Cast</b>	<b>680</b>	<b>100.00%</b>

Attorney General

Vote For 1

---

	TOTAL	VOTE %
REP DEREK BROWN	397	61.36%
DEM RUDY J BAUTISTA	151	23.34%
LIB W. ANDREW MCCULLOUGH	39	6.03%
UUP MICHELLE QUIST	37	5.72%
AUSTIN HEPWORTH	23	3.55%
<b>Total Votes Cast</b>	<b>647</b>	<b>100.00%</b>

SP01

State Auditor

Vote For 1

---

	TOTAL	VOTE %
REP TINA CANNON	433	67.45%
DEM CATHERINE VOUTAZ	159	24.77%
CON JEFFREY L. OSTLER	50	7.79%
Total Votes Cast	642	100.00%

State Treasurer

Vote For 1

---

	TOTAL	VOTE %
REP MARLO M. OAKS	464	72.61%
DEM NEIL A HANSEN	144	22.54%
UFP MILES POMEROY	31	4.85%
Total Votes Cast	639	100.00%

State House District 28

Vote For 1

---

	TOTAL	VOTE %
REP NICHOLEEN P. PECK	459	72.40%
DEM FRED L BAKER	175	27.60%
Total Votes Cast	634	100.00%

State School Board 10

Vote For 1

---

	TOTAL	VOTE %
REP MATT HYMAS	424	66.46%
DEM DEBORAH L. GATRELL	214	33.54%
Total Votes Cast	638	100.00%



SP01

County Council - District 4

Vote For 1

---

	TOTAL	VOTE %
REP JARED S. HAMNER	497	100.00%
Total Votes Cast	497	100.00%

County Assessor

Vote For 1

---

	TOTAL	VOTE %
REP JOY L. PETERS	500	100.00%
Total Votes Cast	500	100.00%

County Recorder/Surveyor

Vote For 1

---

	TOTAL	VOTE %
REP JERRY M HOUGHTON	491	100.00%
Total Votes Cast	491	100.00%

County Treasurer

Vote For 1

---

	TOTAL	VOTE %
REP MICHAEL J. JENSEN	503	100.00%
Total Votes Cast	503	100.00%

MATTHEW B. DURRANT Judicial Retention

Vote For 1

---

	TOTAL	VOTE %
YES	442	79.07%
NO	117	20.93%
Total Votes Cast	559	100.00%

SP01

RYAN D. TENNEY Judicial Retention

Vote For 1

---

	TOTAL	VOTE %
YES	430	76.51%
NO	132	23.49%
Total Votes Cast	562	100.00%

HEATHER ANNETTE BRERETON Judicial Retention

Vote For 1

---

	TOTAL	VOTE %
YES	413	73.10%
NO	152	26.90%
Total Votes Cast	565	100.00%

TERESA LYNN WELCH Judicial Retention

Vote For 1

---

	TOTAL	VOTE %
YES	436	77.72%
NO	125	22.28%
Total Votes Cast	561	100.00%

KRISTINE EDDE JOHNSON Judicial Retention

Vote For 1

---

	TOTAL	VOTE %
YES	417	74.20%
NO	145	25.80%
Total Votes Cast	562	100.00%

SP01

WILLIAM K. KENDALL Judicial Retention

Vote For 1

---

	TOTAL	VOTE %
YES	428	75.62%
NO	138	24.38%
Total Votes Cast	566	100.00%

LAURA S. SCOTT Judicial Retention

Vote For 1

---

	TOTAL	VOTE %
YES	442	78.51%
NO	121	21.49%
Total Votes Cast	563	100.00%

JAMES D. GARDNER Judicial Retention

Vote For 1

---

	TOTAL	VOTE %
YES	431	76.55%
NO	132	23.45%
Total Votes Cast	563	100.00%

KARA LEA PETTIT Judicial Retention

Vote For 1

---

	TOTAL	VOTE %
YES	415	74.11%
NO	145	25.89%
Total Votes Cast	560	100.00%

SP01

LELAND DOUGLAS HOGAN Judicial Retention

Vote For 1

---

	TOTAL	VOTE %
YES	442	77.95%
NO	125	22.05%
Total Votes Cast	567	100.00%

TUPAKK AMARU GUSTAVO RENTERIA Judicial Retention

Vote For 1

---

	TOTAL	VOTE %
YES	415	73.19%
NO	152	26.81%
Total Votes Cast	567	100.00%

ANNETTE T. JAN Judicial Retention

Vote For 1

---

	TOTAL	VOTE %
YES	434	76.95%
NO	130	23.05%
Total Votes Cast	564	100.00%

ELIZABETH MARIE KNIGHT Judicial Retention

Vote For 1

---

	TOTAL	VOTE %
YES	443	79.11%
NO	117	20.89%
Total Votes Cast	560	100.00%

SP01

MONICA DIAZ Judicial Retention

Vote For 1

---

	TOTAL	VOTE %
YES	424	75.99%
NO	134	24.01%
Total Votes Cast	558	100.00%

Constitutional Amendment B

Vote For 1

---

	TOTAL	VOTE %
FOR	439	67.85%
AGAINST	208	32.15%
Total Votes Cast	647	100.00%

Constitutional Amendment C

Vote For 1

---

	TOTAL	VOTE %
FOR	561	86.44%
AGAINST	88	13.56%
Total Votes Cast	649	100.00%

SP02

STATISTICS

	TOTAL
Registered Voters - Total	799
Ballots Cast - Total	677
Voter Turnout - Total	84.73%

U.S. President and Vice President

Vote For 1

	TOTAL	VOTE %
REP TRUMP/VANCE	379	57.16%
DEM HARRIS/WALZ	255	38.46%
LIB OLIVER/TER MAAT	11	1.66%
Write-In: Unassigned Candidates	7	1.06%
CON SKOUSEN/COMBS	4	0.60%
GRN STEIN/WARE	4	0.60%
EVERYLOVE	3	0.45%
WEST/ABDULLAH	0	0.00%
DE LA CRUZ/GARCIA	0	0.00%
Write-In: JAY J BOWMAN / DE D.	0	0.00%
Write-In: BUDDIE ARDEN WILKERSON	0	0.00%
Write-In: STEVE M. JOHNSON	0	0.00%
Write-In: ANDRE RAMON MC NEIL	0	0.00%
Write-In: PETER SONSKI / LAUREN MICHELLE ONAK	0	0.00%
Write-In: FUTURE MADAM POTUS	0	0.00%
Write-In: SHONDRA YEVETTE IRVING	0	0.00%
Write-In Totals	7	1.06%
Not Assigned	0	0.00%
Total Votes Cast	663	100.00%

SP02

U.S. Senate

Vote For 1

---

	TOTAL	VOTE %
REP JOHN CURTIS	413	62.86%
DEM CAROLINE GLEICH	204	31.05%
IAP CARLTON E. BOWEN	38	5.78%
Write-In: Unassigned Candidates	2	0.30%
Write-In: LAIRD FETZER HAMBLIN	0	0.00%
Write-In Totals	2	0.30%
Not Assigned	0	0.00%
Total Votes Cast	657	100.00%

U.S. House District 2

Vote For 1

---

	TOTAL	VOTE %
REP CELESTE MALOY	396	61.02%
DEM NATHANIEL E WOODWARD	209	32.20%
CON CASSIE EASLEY	34	5.24%
TYLER MURSET	10	1.54%
Total Votes Cast	649	100.00%

SP02

Governor and Lieutenant Governor

Vote For 1

---

	TOTAL	VOTE %
REP COX/HENDERSON	367	55.95%
DEM KING/CUMMINGS	198	30.18%
Write-In: PHIL LYMAN / NATALIE	63	9.60%
LIB LATHAM/SHORT	12	1.83%
IAP WILLIAMS/WILLIAMS III	11	1.68%
TOMENY/TAYLOR	4	0.61%
Write-In: CHARLIE TAUTUAA / SYLVIA MIERA FISK	1	0.15%
Write-In: Unassigned Candidates	0	0.00%
Write-In Totals	64	9.76%
Not Assigned	0	0.00%
Total Votes Cast	656	100.00%

Attorney General

Vote For 1

---

	TOTAL	VOTE %
REP DEREK BROWN	364	56.61%
DEM RUDY J BAUTISTA	185	28.77%
UUP MICHELLE QUIST	50	7.78%
AUSTIN HEPWORTH	26	4.04%
LIB W. ANDREW MCCULLOUGH	18	2.80%
Total Votes Cast	643	100.00%



SP02

State Auditor

Vote For 1

---

	TOTAL	VOTE %
REP TINA CANNON	401	63.65%
DEM CATHERINE VOUTAZ	186	29.52%
CON JEFFREY L. OSTLER	43	6.83%
Total Votes Cast	630	100.00%

State Treasurer

Vote For 1

---

	TOTAL	VOTE %
REP MARLO M. OAKS	418	66.35%
DEM NEIL A HANSEN	186	29.52%
UFP MILES POMEROY	26	4.13%
Total Votes Cast	630	100.00%

State House District 28

Vote For 1

---

	TOTAL	VOTE %
REP NICHOLEEN P. PECK	412	65.71%
DEM FRED L BAKER	215	34.29%
Total Votes Cast	627	100.00%

State School Board 10

Vote For 1

---

	TOTAL	VOTE %
REP MATT HYMAS	433	66.62%
DEM DEBORAH L. GATRELL	217	33.38%
Total Votes Cast	650	100.00%

SP02

County Council - District 4

Vote For 1

---

	TOTAL	VOTE %
REP JARED S. HAMNER	455	100.00%
Total Votes Cast	455	100.00%

County Assessor

Vote For 1

---

	TOTAL	VOTE %
REP JOY L. PETERS	443	100.00%
Total Votes Cast	443	100.00%

County Recorder/Surveyor

Vote For 1

---

	TOTAL	VOTE %
REP JERRY M HOUGHTON	448	100.00%
Total Votes Cast	448	100.00%

County Treasurer

Vote For 1

---

	TOTAL	VOTE %
REP MICHAEL J. JENSEN	454	100.00%
Total Votes Cast	454	100.00%

MATTHEW B. DURRANT Judicial Retention

Vote For 1

---

	TOTAL	VOTE %
YES	403	75.61%
NO	130	24.39%
Total Votes Cast	533	100.00%

SP02

RYAN D. TENNEY Judicial Retention

Vote For 1

---

	TOTAL	VOTE %
YES	395	74.25%
NO	137	25.75%
Total Votes Cast	532	100.00%

HEATHER ANNETTE BRERETON Judicial Retention

Vote For 1

---

	TOTAL	VOTE %
YES	390	73.58%
NO	140	26.42%
Total Votes Cast	530	100.00%

TERESA LYNN WELCH Judicial Retention

Vote For 1

---

	TOTAL	VOTE %
YES	411	77.84%
NO	117	22.16%
Total Votes Cast	528	100.00%

KRISTINE EDDE JOHNSON Judicial Retention

Vote For 1

---

	TOTAL	VOTE %
YES	381	72.43%
NO	145	27.57%
Total Votes Cast	526	100.00%

SP02

WILLIAM K. KENDALL Judicial Retention

Vote For 1

---

	TOTAL	VOTE %
YES	387	73.71%
NO	138	26.29%
Total Votes Cast	525	100.00%

LAURA S. SCOTT Judicial Retention

Vote For 1

---

	TOTAL	VOTE %
YES	403	76.47%
NO	124	23.53%
Total Votes Cast	527	100.00%

JAMES D. GARDNER Judicial Retention

Vote For 1

---

	TOTAL	VOTE %
YES	402	76.72%
NO	122	23.28%
Total Votes Cast	524	100.00%

KARA LEA PETTIT Judicial Retention

Vote For 1

---

	TOTAL	VOTE %
YES	381	72.71%
NO	143	27.29%
Total Votes Cast	524	100.00%

SP02

LELAND DOUGLAS HOGAN Judicial Retention

Vote For 1

---

	TOTAL	VOTE %
YES	406	76.60%
NO	124	23.40%
Total Votes Cast	530	100.00%

TUPAKK AMARU GUSTAVO RENTERIA Judicial Retention

Vote For 1

---

	TOTAL	VOTE %
YES	398	75.95%
NO	126	24.05%
Total Votes Cast	524	100.00%

ANNETTE T. JAN Judicial Retention

Vote For 1

---

	TOTAL	VOTE %
YES	406	77.48%
NO	118	22.52%
Total Votes Cast	524	100.00%

ELIZABETH MARIE KNIGHT Judicial Retention

Vote For 1

---

	TOTAL	VOTE %
YES	409	77.76%
NO	117	22.24%
Total Votes Cast	526	100.00%

SP02

MONICA DIAZ Judicial Retention

Vote For 1

---

	TOTAL	VOTE %
YES	399	76.00%
NO	126	24.00%
Total Votes Cast	525	100.00%

Constitutional Amendment B

Vote For 1

---

	TOTAL	VOTE %
FOR	460	73.02%
AGAINST	170	26.98%
Total Votes Cast	630	100.00%

Constitutional Amendment C

Vote For 1

---

	TOTAL	VOTE %
FOR	542	85.90%
AGAINST	89	14.10%
Total Votes Cast	631	100.00%

SP03:1

STATISTICS

	TOTAL
Registered Voters - Total	736
Ballots Cast - Total	586
Voter Turnout - Total	79.62%

U.S. President and Vice President

Vote For 1

	TOTAL	VOTE %
REP TRUMP/VANCE	361	62.13%
DEM HARRIS/WALZ	197	33.91%
CON SKOUSEN/COMBS	10	1.72%
LIB OLIVER/TER MAAT	6	1.03%
Write-In: Unassigned Candidates	4	0.69%
WEST/ABDULLAH	1	0.17%
GRN STEIN/WARE	1	0.17%
DE LA CRUZ/GARCIA	1	0.17%
EVERYLOVE	0	0.00%
Write-In: JAY J BOWMAN / DE D.	0	0.00%
Write-In: BUDDIE ARDEN WILKERSON	0	0.00%
Write-In: STEVE M. JOHNSON	0	0.00%
Write-In: ANDRE RAMON MC NEIL	0	0.00%
Write-In: PETER SONSKI / LAUREN MICHELLE ONAK	0	0.00%
Write-In: FUTURE MADAM POTUS	0	0.00%
Write-In: SHONDRA YEVETTE IRVING	0	0.00%
Write-In Totals	4	0.69%
Not Assigned	0	0.00%
<b>Total Votes Cast</b>	<b>581</b>	<b>100.00%</b>

SP03:1

U.S. Senate

Vote For 1

---

	TOTAL	VOTE %
REP JOHN CURTIS	360	64.29%
DEM CAROLINE GLEICH	155	27.68%
IAP CARLTON E. BOWEN	41	7.32%
Write-In: Unassigned Candidates	4	0.71%
Write-In: LAIRD FETZER HAMBLIN	0	0.00%
Write-In Totals	4	0.71%
Not Assigned	0	0.00%
Total Votes Cast	560	100.00%

U.S. House District 2

Vote For 1

---

	TOTAL	VOTE %
REP CELESTE MALOY	330	59.67%
DEM NATHANIEL E WOODWARD	166	30.02%
CON CASSIE EASLEY	37	6.69%
TYLER MURSET	20	3.62%
Total Votes Cast	553	100.00%



SP03:1

Governor and Lieutenant Governor

Vote For 1

---

	TOTAL	VOTE %
REP COX/HENDERSON	323	56.87%
DEM KING/CUMMINGS	146	25.70%
Write-In: PHIL LYMAN / NATALIE	55	9.68%
LIB LATHAM/SHORT	23	4.05%
IAP WILLIAMS/WILLIAMS III	17	2.99%
TOMENY/TAYLOR	4	0.70%
Write-In: Unassigned Candidates	0	0.00%
Write-In: CHARLIE TAUTUAA / SYLVIA MIERA FISK	0	0.00%
Write-In Totals	55	9.68%
Not Assigned	0	0.00%
<b>Total Votes Cast</b>	<b>568</b>	<b>100.00%</b>

Attorney General

Vote For 1

---

	TOTAL	VOTE %
REP DEREK BROWN	331	60.51%
DEM RUDY J BAUTISTA	154	28.15%
UUP MICHELLE QUIST	27	4.94%
LIB W. ANDREW MCCULLOUGH	19	3.47%
AUSTIN HEPWORTH	16	2.92%
<b>Total Votes Cast</b>	<b>547</b>	<b>100.00%</b>

SP03:1

State Auditor

Vote For 1

---

	TOTAL	VOTE %
REP TINA CANNON	356	65.44%
DEM CATHERINE VOUTAZ	153	28.12%
CON JEFFREY L. OSTLER	35	6.43%
Total Votes Cast	544	100.00%

State Treasurer

Vote For 1

---

	TOTAL	VOTE %
REP MARLO M. OAKS	360	66.30%
DEM NEIL A HANSEN	153	28.18%
UFP MILES POMEROY	30	5.52%
Total Votes Cast	543	100.00%

State House District 29

Vote For 1

---

	TOTAL	VOTE %
REP BRIDGER BOLINDER	361	66.98%
DEM RON DRAPER	178	33.02%
Total Votes Cast	539	100.00%

State School Board 10

Vote For 1

---

	TOTAL	VOTE %
REP MATT HYMAS	371	68.58%
DEM DEBORAH L. GATRELL	170	31.42%
Total Votes Cast	541	100.00%

SP03:1

County Council - District 4

Vote For 1

---

	TOTAL	VOTE %
REP JARED S. HAMNER	409	100.00%
Total Votes Cast	409	100.00%

County Assessor

Vote For 1

---

	TOTAL	VOTE %
REP JOY L. PETERS	409	100.00%
Total Votes Cast	409	100.00%

County Recorder/Surveyor

Vote For 1

---

	TOTAL	VOTE %
REP JERRY M HOUGHTON	399	100.00%
Total Votes Cast	399	100.00%

County Treasurer

Vote For 1

---

	TOTAL	VOTE %
REP MICHAEL J. JENSEN	408	100.00%
Total Votes Cast	408	100.00%

MATTHEW B. DURRANT Judicial Retention

Vote For 1

---

	TOTAL	VOTE %
YES	333	72.08%
NO	129	27.92%
Total Votes Cast	462	100.00%

SP03:1

**RYAN D. TENNEY Judicial Retention**

Vote For 1

---

	TOTAL	VOTE %
YES	341	73.49%
NO	123	26.51%
Total Votes Cast	464	100.00%

**HEATHER ANNETTE BRERETON Judicial Retention**

Vote For 1

---

	TOTAL	VOTE %
YES	344	74.62%
NO	117	25.38%
Total Votes Cast	461	100.00%

**TERESA LYNN WELCH Judicial Retention**

Vote For 1

---

	TOTAL	VOTE %
YES	355	77.01%
NO	106	22.99%
Total Votes Cast	461	100.00%

**KRISTINE EDDE JOHNSON Judicial Retention**

Vote For 1

---

	TOTAL	VOTE %
YES	336	73.36%
NO	122	26.64%
Total Votes Cast	458	100.00%

SP03:1

**WILLIAM K. KENDALL Judicial Retention**

Vote For 1

---

	TOTAL	VOTE %
YES	344	75.27%
NO	113	24.73%
Total Votes Cast	457	100.00%

**LAURA S. SCOTT Judicial Retention**

Vote For 1

---

	TOTAL	VOTE %
YES	353	76.91%
NO	106	23.09%
Total Votes Cast	459	100.00%

**JAMES D. GARDNER Judicial Retention**

Vote For 1

---

	TOTAL	VOTE %
YES	340	74.40%
NO	117	25.60%
Total Votes Cast	457	100.00%

**KARA LEA PETTIT Judicial Retention**

Vote For 1

---

	TOTAL	VOTE %
YES	332	72.65%
NO	125	27.35%
Total Votes Cast	457	100.00%

SP03:1

LELAND DOUGLAS HOGAN Judicial Retention

Vote For 1

---

	TOTAL	VOTE %
YES	342	74.19%
NO	119	25.81%
Total Votes Cast	461	100.00%

TUPAKK AMARU GUSTAVO RENTERIA Judicial Retention

Vote For 1

---

	TOTAL	VOTE %
YES	343	74.24%
NO	119	25.76%
Total Votes Cast	462	100.00%

ANNETTE T. JAN Judicial Retention

Vote For 1

---

	TOTAL	VOTE %
YES	361	78.14%
NO	101	21.86%
Total Votes Cast	462	100.00%

ELIZABETH MARIE KNIGHT Judicial Retention

Vote For 1

---

	TOTAL	VOTE %
YES	353	77.41%
NO	103	22.59%
Total Votes Cast	456	100.00%

SP03:1

MONICA DIAZ Judicial Retention

Vote For 1

---

	TOTAL	VOTE %
YES	347	76.60%
NO	106	23.40%
Total Votes Cast	453	100.00%

Constitutional Amendment B

Vote For 1

---

	TOTAL	VOTE %
FOR	375	69.83%
AGAINST	162	30.17%
Total Votes Cast	537	100.00%

Constitutional Amendment C

Vote For 1

---

	TOTAL	VOTE %
FOR	460	84.87%
AGAINST	82	15.13%
Total Votes Cast	542	100.00%

SP03:2

STATISTICS

	TOTAL
Registered Voters - Total	240
Ballots Cast - Total	217
Voter Turnout - Total	90.42%

U.S. President and Vice President

Vote For 1

	TOTAL	VOTE %
REP TRUMP/VANCE	147	69.01%
DEM HARRIS/WALZ	62	29.11%
Write-In: Unassigned Candidates	2	0.94%
EVERYLOVE	1	0.47%
LIB OLIVER/TER MAAT	1	0.47%
WEST/ABDULLAH	0	0.00%
CON SKOUSEN/COMBS	0	0.00%
GRN STEIN/WARE	0	0.00%
DE LA CRUZ/GARCIA	0	0.00%
Write-In: JAY J BOWMAN / DE D.	0	0.00%
Write-In: BUDDIE ARDEN WILKERSON	0	0.00%
Write-In: STEVE M. JOHNSON	0	0.00%
Write-In: ANDRE RAMON MC NEIL	0	0.00%
Write-In: PETER SONSKI / LAUREN MICHELLE ONAK	0	0.00%
Write-In: FUTURE MADAM POTUS	0	0.00%
Write-In: SHONDRA YEVETTE IRVING	0	0.00%
Write-In Totals	2	0.94%
Not Assigned	0	0.00%
<b>Total Votes Cast</b>	<b>213</b>	<b>100.00%</b>



SP03:2

U.S. Senate

Vote For 1

---

	TOTAL	VOTE %
REP JOHN CURTIS	138	64.79%
DEM CAROLINE GLEICH	53	24.88%
IAP CARLTON E. BOWEN	22	10.33%
Write-In: Unassigned Candidates	0	0.00%
Write-In: LAIRD FETZER HAMBLIN	0	0.00%
Write-In Totals	0	0.00%
Not Assigned	0	0.00%
Total Votes Cast	213	100.00%

U.S. House District 2

Vote For 1

---

	TOTAL	VOTE %
REP CELESTE MALOY	140	67.31%
DEM NATHANIEL E WOODWARD	53	25.48%
CON CASSIE EASLEY	11	5.29%
TYLER MURSET	4	1.92%
Total Votes Cast	208	100.00%

SP03:2

Governor and Lieutenant Governor

Vote For 1

---

	TOTAL	VOTE %
REP COX/HENDERSON	119	56.67%
DEM KING/CUMMINGS	49	23.33%
Write-In: PHIL LYMAN / NATALIE	29	13.81%
LIB LATHAM/SHORT	7	3.33%
IAP WILLIAMS/WILLIAMS III	4	1.90%
TOMENY/TAYLOR	2	0.95%
Write-In: Unassigned Candidates	0	0.00%
Write-In: CHARLIE TAUTUAA / SYLVIA MIERA FISK	0	0.00%
Write-In Totals	29	13.81%
Not Assigned	0	0.00%
<b>Total Votes Cast</b>	<b>210</b>	<b>100.00%</b>

Attorney General

Vote For 1

---

	TOTAL	VOTE %
REP DEREK BROWN	146	70.87%
DEM RUDY J BAUTISTA	45	21.84%
UUP MICHELLE QUIST	9	4.37%
LIB W. ANDREW MCCULLOUGH	3	1.46%
AUSTIN HEPWORTH	3	1.46%
<b>Total Votes Cast</b>	<b>206</b>	<b>100.00%</b>

SP03:2

State Auditor

Vote For 1

---

	TOTAL	VOTE %
REP TINA CANNON	136	67.00%
DEM CATHERINE VOUTAZ	55	27.09%
CON JEFFREY L. OSTLER	12	5.91%
Total Votes Cast	203	100.00%

State Treasurer

Vote For 1

---

	TOTAL	VOTE %
REP MARLO M. OAKS	149	73.04%
DEM NEIL A HANSEN	47	23.04%
UFP MILES POMEROY	8	3.92%
Total Votes Cast	204	100.00%

State House District 29

Vote For 1

---

	TOTAL	VOTE %
REP BRIDGER BOLINDER	144	72.00%
DEM RON DRAPER	56	28.00%
Total Votes Cast	200	100.00%

State School Board 10

Vote For 1

---

	TOTAL	VOTE %
REP MATT HYMAS	137	67.49%
DEM DEBORAH L. GATRELL	66	32.51%
Total Votes Cast	203	100.00%

SP03:2

County Council - District 4

Vote For 1

---

	TOTAL	VOTE %
REP JARED S. HAMNER	145	100.00%
Total Votes Cast	145	100.00%

County Assessor

Vote For 1

---

	TOTAL	VOTE %
REP JOY L. PETERS	146	100.00%
Total Votes Cast	146	100.00%

County Recorder/Surveyor

Vote For 1

---

	TOTAL	VOTE %
REP JERRY M HOUGHTON	143	100.00%
Total Votes Cast	143	100.00%

County Treasurer

Vote For 1

---

	TOTAL	VOTE %
REP MICHAEL J. JENSEN	144	100.00%
Total Votes Cast	144	100.00%

MATTHEW B. DURRANT Judicial Retention

Vote For 1

---

	TOTAL	VOTE %
YES	128	81.53%
NO	29	18.47%
Total Votes Cast	157	100.00%

SP03:2

**RYAN D. TENNEY Judicial Retention**

Vote For 1

---

	TOTAL	VOTE %
YES	134	84.81%
NO	24	15.19%
Total Votes Cast	158	100.00%

**HEATHER ANNETTE BRERETON Judicial Retention**

Vote For 1

---

	TOTAL	VOTE %
YES	130	82.28%
NO	28	17.72%
Total Votes Cast	158	100.00%

**TERESA LYNN WELCH Judicial Retention**

Vote For 1

---

	TOTAL	VOTE %
YES	133	84.18%
NO	25	15.82%
Total Votes Cast	158	100.00%

**KRISTINE EDDE JOHNSON Judicial Retention**

Vote For 1

---

	TOTAL	VOTE %
YES	127	80.89%
NO	30	19.11%
Total Votes Cast	157	100.00%

SP03:2

**WILLIAM K. KENDALL Judicial Retention**

Vote For 1

---

	TOTAL	VOTE %
YES	131	83.44%
NO	26	16.56%
Total Votes Cast	157	100.00%

**LAURA S. SCOTT Judicial Retention**

Vote For 1

---

	TOTAL	VOTE %
YES	135	85.99%
NO	22	14.01%
Total Votes Cast	157	100.00%

**JAMES D. GARDNER Judicial Retention**

Vote For 1

---

	TOTAL	VOTE %
YES	130	82.80%
NO	27	17.20%
Total Votes Cast	157	100.00%

**KARA LEA PETTIT Judicial Retention**

Vote For 1

---

	TOTAL	VOTE %
YES	125	79.62%
NO	32	20.38%
Total Votes Cast	157	100.00%

SP03:2

LELAND DOUGLAS HOGAN Judicial Retention

Vote For 1

---

	TOTAL	VOTE %
YES	134	84.28%
NO	25	15.72%
Total Votes Cast	159	100.00%

TUPAKK AMARU GUSTAVO RENTERIA Judicial Retention

Vote For 1

---

	TOTAL	VOTE %
YES	127	81.41%
NO	29	18.59%
Total Votes Cast	156	100.00%

ANNETTE T. JAN Judicial Retention

Vote For 1

---

	TOTAL	VOTE %
YES	131	83.44%
NO	26	16.56%
Total Votes Cast	157	100.00%

ELIZABETH MARIE KNIGHT Judicial Retention

Vote For 1

---

	TOTAL	VOTE %
YES	130	86.09%
NO	21	13.91%
Total Votes Cast	151	100.00%

SP03:2

MONICA DIAZ Judicial Retention

Vote For 1

---

	TOTAL	VOTE %
YES	125	82.24%
NO	27	17.76%
Total Votes Cast	152	100.00%

Constitutional Amendment B

Vote For 1

---

	TOTAL	VOTE %
FOR	132	66.00%
AGAINST	68	34.00%
Total Votes Cast	200	100.00%

Constitutional Amendment C

Vote For 1

---

	TOTAL	VOTE %
FOR	180	91.37%
AGAINST	17	8.63%
Total Votes Cast	197	100.00%



SP04:1

STATISTICS

	TOTAL
Registered Voters - Total	1,009
Ballots Cast - Total	876
Voter Turnout - Total	86.82%

U.S. President and Vice President

Vote For 1

	TOTAL	VOTE %
REP TRUMP/VANCE	568	65.29%
DEM HARRIS/WALZ	272	31.26%
Write-In: Unassigned Candidates	9	1.03%
LIB OLIVER/TER MAAT	7	0.80%
CON SKOUSEN/COMBS	5	0.57%
GRN STEIN/WARE	4	0.46%
DE LA CRUZ/GARCIA	2	0.23%
WEST/ABDULLAH	1	0.11%
EVERYLOVE	1	0.11%
Write-In: PETER SONSKI / LAUREN MICHELLE ONAK	1	0.11%
Write-In: JAY J BOWMAN / DE D.	0	0.00%
Write-In: BUDDIE ARDEN WILKERSON	0	0.00%
Write-In: STEVE M. JOHNSON	0	0.00%
Write-In: ANDRE RAMON MC NEIL	0	0.00%
Write-In: FUTURE MADAM POTUS	0	0.00%
Write-In: SHONDRA YEVETTE IRVING	0	0.00%
Write-In Totals	10	1.15%
Not Assigned	0	0.00%
Total Votes Cast	870	100.00%

SP04:1

U.S. Senate

Vote For 1

---

	TOTAL	VOTE %
REP JOHN CURTIS	565	66.78%
DEM CAROLINE GLEICH	241	28.49%
IAP CARLTON E. BOWEN	33	3.90%
Write-In: Unassigned Candidates	7	0.83%
Write-In: LAIRD FETZER HAMBLIN	0	0.00%
Write-In Totals	7	0.83%
Not Assigned	0	0.00%
Total Votes Cast	846	100.00%

U.S. House District 2

Vote For 1

---

	TOTAL	VOTE %
REP CELESTE MALOY	545	65.11%
DEM NATHANIEL E WOODWARD	241	28.79%
CON CASSIE EASLEY	36	4.30%
TYLER MURSET	15	1.79%
Total Votes Cast	837	100.00%

SP04:1

Governor and Lieutenant Governor

Vote For 1

---

	TOTAL	VOTE %
REP COX/HENDERSON	487	57.29%
DEM KING/CUMMINGS	210	24.71%
Write-In: PHIL LYMAN / NATALIE	95	11.18%
LIB LATHAM/SHORT	34	4.00%
IAP WILLIAMS/WILLIAMS III	13	1.53%
TOMENY/TAYLOR	7	0.82%
Write-In: Unassigned Candidates	3	0.35%
Write-In: CHARLIE TAUTUAA / SYLVIA MIERA FISK	1	0.12%
Write-In Totals	99	11.65%
Not Assigned	0	0.00%
<b>Total Votes Cast</b>	<b>850</b>	<b>100.00%</b>

Attorney General

Vote For 1

---

	TOTAL	VOTE %
REP DEREK BROWN	513	61.96%
DEM RUDY J BAUTISTA	219	26.45%
UUP MICHELLE QUIST	44	5.31%
LIB W. ANDREW MCCULLOUGH	26	3.14%
AUSTIN HEPWORTH	26	3.14%
<b>Total Votes Cast</b>	<b>828</b>	<b>100.00%</b>

SP04:1

State Auditor

Vote For 1

---

	TOTAL	VOTE %
REP TINA CANNON	540	66.34%
DEM CATHERINE VOUTAZ	227	27.89%
CON JEFFREY L. OSTLER	47	5.77%
Total Votes Cast	814	100.00%

State Treasurer

Vote For 1

---

	TOTAL	VOTE %
REP MARLO M. OAKS	554	68.40%
DEM NEIL A HANSEN	209	25.80%
UFP MILES POMEROY	47	5.80%
Total Votes Cast	810	100.00%

State House District 29

Vote For 1

---

	TOTAL	VOTE %
REP BRIDGER BOLINDER	551	67.94%
DEM RON DRAPER	260	32.06%
Total Votes Cast	811	100.00%

State School Board 10

Vote For 1

---

	TOTAL	VOTE %
REP MATT HYMAS	559	67.92%
DEM DEBORAH L. GATRELL	264	32.08%
Total Votes Cast	823	100.00%

SP04:1

County Council - District 4

Vote For 1

---

	TOTAL	VOTE %
REP JARED S. HAMNER	591	100.00%
Total Votes Cast	591	100.00%

County Assessor

Vote For 1

---

	TOTAL	VOTE %
REP JOY L. PETERS	582	100.00%
Total Votes Cast	582	100.00%

County Recorder/Surveyor

Vote For 1

---

	TOTAL	VOTE %
REP JERRY M HOUGHTON	571	100.00%
Total Votes Cast	571	100.00%

County Treasurer

Vote For 1

---

	TOTAL	VOTE %
REP MICHAEL J. JENSEN	575	100.00%
Total Votes Cast	575	100.00%

Local School Board District 4

Vote For 1

---

	TOTAL	VOTE %
RANDALL SCOTT QUAREZ	364	51.70%
VALAREE ALLEN SHIELDS	340	48.30%
Total Votes Cast	704	100.00%

SP04:1

**MATTHEW B. DURRANT Judicial Retention**

Vote For 1

---

	TOTAL	VOTE %
YES	499	76.42%
NO	154	23.58%
Total Votes Cast	653	100.00%

**RYAN D. TENNEY Judicial Retention**

Vote For 1

---

	TOTAL	VOTE %
YES	490	75.38%
NO	160	24.62%
Total Votes Cast	650	100.00%

**HEATHER ANNETTE BRERETON Judicial Retention**

Vote For 1

---

	TOTAL	VOTE %
YES	490	75.73%
NO	157	24.27%
Total Votes Cast	647	100.00%

**TERESA LYNN WELCH Judicial Retention**

Vote For 1

---

	TOTAL	VOTE %
YES	499	77.48%
NO	145	22.52%
Total Votes Cast	644	100.00%

SP04:1

**KRISTINE EDDE JOHNSON** Judicial Retention

Vote For 1

---

	TOTAL	VOTE %
YES	480	74.53%
NO	164	25.47%
Total Votes Cast	644	100.00%

**WILLIAM K. KENDALL** Judicial Retention

Vote For 1

---

	TOTAL	VOTE %
YES	493	76.43%
NO	152	23.57%
Total Votes Cast	645	100.00%

**LAURA S. SCOTT** Judicial Retention

Vote For 1

---

	TOTAL	VOTE %
YES	500	77.52%
NO	145	22.48%
Total Votes Cast	645	100.00%

**JAMES D. GARDNER** Judicial Retention

Vote For 1

---

	TOTAL	VOTE %
YES	493	76.32%
NO	153	23.68%
Total Votes Cast	646	100.00%

SP04:1

KARA LEA PETTIT Judicial Retention

Vote For 1

---

	TOTAL	VOTE %
YES	471	72.91%
NO	175	27.09%
Total Votes Cast	646	100.00%

LELAND DOUGLAS HOGAN Judicial Retention

Vote For 1

---

	TOTAL	VOTE %
YES	494	76.59%
NO	151	23.41%
Total Votes Cast	645	100.00%

TUPAKK AMARU GUSTAVO RENTERIA Judicial Retention

Vote For 1

---

	TOTAL	VOTE %
YES	489	75.93%
NO	155	24.07%
Total Votes Cast	644	100.00%

ANNETTE T. JAN Judicial Retention

Vote For 1

---

	TOTAL	VOTE %
YES	505	78.54%
NO	138	21.46%
Total Votes Cast	643	100.00%



SP04:1

**ELIZABETH MARIE KNIGHT Judicial Retention**

Vote For 1

---

	TOTAL	VOTE %
YES	508	78.64%
NO	138	21.36%
Total Votes Cast	646	100.00%

**MONICA DIAZ Judicial Retention**

Vote For 1

---

	TOTAL	VOTE %
YES	499	77.60%
NO	144	22.40%
Total Votes Cast	643	100.00%

**Constitutional Amendment B**

Vote For 1

---

	TOTAL	VOTE %
FOR	574	70.60%
AGAINST	239	29.40%
Total Votes Cast	813	100.00%

**Constitutional Amendment C**

Vote For 1

---

	TOTAL	VOTE %
FOR	698	84.81%
AGAINST	125	15.19%
Total Votes Cast	823	100.00%

SP04:2

STATISTICS

	TOTAL
Registered Voters - Total	87
Ballots Cast - Total	73
Voter Turnout - Total	83.91%

U.S. President and Vice President

Vote For 1

	TOTAL	VOTE %
REP TRUMP/VANCE	62	84.93%
DEM HARRIS/WALZ	6	8.22%
Write-In: Unassigned Candidates	3	4.11%
EVERYLOVE	1	1.37%
LIB OLIVER/TER MAAT	1	1.37%
WEST/ABDULLAH	0	0.00%
CON SKOUSEN/COMBS	0	0.00%
GRN STEIN/WARE	0	0.00%
DE LA CRUZ/GARCIA	0	0.00%
Write-In: JAY J BOWMAN / DE D.	0	0.00%
Write-In: BUDDIE ARDEN WILKERSON	0	0.00%
Write-In: STEVE M. JOHNSON	0	0.00%
Write-In: ANDRE RAMON MC NEIL	0	0.00%
Write-In: PETER SONSKI / LAUREN MICHELLE ONAK	0	0.00%
Write-In: FUTURE MADAM POTUS	0	0.00%
Write-In: SHONDRA YEVETTE IRVING	0	0.00%
Write-In Totals	3	4.11%
Not Assigned	0	0.00%
Total Votes Cast	73	100.00%

SP04:2

U.S. Senate

Vote For 1

---

	TOTAL	VOTE %
REP JOHN CURTIS	61	83.56%
DEM CAROLINE GLEICH	8	10.96%
IAP CARLTON E. BOWEN	4	5.48%
Write-In: Unassigned Candidates	0	0.00%
Write-In: LAIRD FETZER HAMBLIN	0	0.00%
Write-In Totals	0	0.00%
Not Assigned	0	0.00%
<b>Total Votes Cast</b>	<b>73</b>	<b>100.00%</b>

U.S. House District 2

Vote For 1

---

	TOTAL	VOTE %
REP CELESTE MALOY	56	80.00%
DEM NATHANIEL E WOODWARD	8	11.43%
CON CASSIE EASLEY	4	5.71%
TYLER MURSET	2	2.86%
<b>Total Votes Cast</b>	<b>70</b>	<b>100.00%</b>

SP04:2

Governor and Lieutenant Governor

Vote For 1

	TOTAL	VOTE %
REP COX/HENDERSON	53	72.60%
Write-In: PHIL LYMAN / NATALIE	8	10.96%
LIB LATHAM/SHORT	5	6.85%
DEM KING/CUMMINGS	4	5.48%
IAP WILLIAMS/WILLIAMS III	3	4.11%
TOMENY/TAYLOR	0	0.00%
Write-In: Unassigned Candidates	0	0.00%
Write-In: CHARLIE TAUTUAA / SYLVIA MIERA FISK	0	0.00%
Write-In Totals	8	10.96%
Not Assigned	0	0.00%
<b>Total Votes Cast</b>	<b>73</b>	<b>100.00%</b>

Attorney General

Vote For 1

	TOTAL	VOTE %
REP DEREK BROWN	57	81.43%
DEM RUDY J BAUTISTA	6	8.57%
LIB W. ANDREW MCCULLOUGH	3	4.29%
UUP MICHELLE QUIST	3	4.29%
AUSTIN HEPWORTH	1	1.43%
<b>Total Votes Cast</b>	<b>70</b>	<b>100.00%</b>

SP04:2

State Auditor

Vote For 1

---

	TOTAL	VOTE %
REP TINA CANNON	59	85.51%
DEM CATHERINE VOUTAZ	7	10.14%
CON JEFFREY L. OSTLER	3	4.35%
Total Votes Cast	69	100.00%

State Treasurer

Vote For 1

---

	TOTAL	VOTE %
REP MARLO M. OAKS	57	83.82%
DEM NEIL A HANSEN	6	8.82%
UFP MILES POMEROY	5	7.35%
Total Votes Cast	68	100.00%

State House District 29

Vote For 1

---

	TOTAL	VOTE %
REP BRIDGER BOLINDER	60	85.71%
DEM RON DRAPER	10	14.29%
Total Votes Cast	70	100.00%

State School Board 10

Vote For 1

---

	TOTAL	VOTE %
REP MATT HYMAS	58	85.29%
DEM DEBORAH L. GATRELL	10	14.71%
Total Votes Cast	68	100.00%

SP04:2

County Council - District 3

Vote For 1

---

	TOTAL	VOTE %
REP TYE L HOFFMANN	61	100.00%
Total Votes Cast	61	100.00%

County Assessor

Vote For 1

---

	TOTAL	VOTE %
REP JOY L. PETERS	58	100.00%
Total Votes Cast	58	100.00%

County Recorder/Surveyor

Vote For 1

---

	TOTAL	VOTE %
REP JERRY M HOUGHTON	61	100.00%
Total Votes Cast	61	100.00%

County Treasurer

Vote For 1

---

	TOTAL	VOTE %
REP MICHAEL J. JENSEN	58	100.00%
Total Votes Cast	58	100.00%

Local School Board District 4

Vote For 1

---

	TOTAL	VOTE %
VALAREE ALLEN SHIELDS	39	63.93%
RANDALL SCOTT QUAREZ	22	36.07%
Total Votes Cast	61	100.00%

SP04:2

**MATTHEW B. DURRANT** Judicial Retention

Vote For 1

---

	TOTAL	VOTE %
YES	48	82.76%
NO	10	17.24%
Total Votes Cast	58	100.00%

**RYAN D. TENNEY** Judicial Retention

Vote For 1

---

	TOTAL	VOTE %
YES	46	79.31%
NO	12	20.69%
Total Votes Cast	58	100.00%

**HEATHER ANNETTE BRERETON** Judicial Retention

Vote For 1

---

	TOTAL	VOTE %
YES	49	83.05%
NO	10	16.95%
Total Votes Cast	59	100.00%

**TERESA LYNN WELCH** Judicial Retention

Vote For 1

---

	TOTAL	VOTE %
YES	47	81.03%
NO	11	18.97%
Total Votes Cast	58	100.00%

SP04:2

**KRISTINE EDDE JOHNSON** Judicial Retention

Vote For 1

---

	TOTAL	VOTE %
YES	47	81.03%
NO	11	18.97%
Total Votes Cast	58	100.00%

**WILLIAM K. KENDALL** Judicial Retention

Vote For 1

---

	TOTAL	VOTE %
YES	47	79.66%
NO	12	20.34%
Total Votes Cast	59	100.00%

**LAURA S. SCOTT** Judicial Retention

Vote For 1

---

	TOTAL	VOTE %
YES	47	79.66%
NO	12	20.34%
Total Votes Cast	59	100.00%

**JAMES D. GARDNER** Judicial Retention

Vote For 1

---

	TOTAL	VOTE %
YES	47	79.66%
NO	12	20.34%
Total Votes Cast	59	100.00%



SP04:2

KARA LEA PETTIT Judicial Retention

Vote For 1

---

	TOTAL	VOTE %
YES	46	77.97%
NO	13	22.03%
Total Votes Cast	59	100.00%

LELAND DOUGLAS HOGAN Judicial Retention

Vote For 1

---

	TOTAL	VOTE %
YES	51	86.44%
NO	8	13.56%
Total Votes Cast	59	100.00%

TUPAKK AMARU GUSTAVO RENTERIA Judicial Retention

Vote For 1

---

	TOTAL	VOTE %
YES	45	76.27%
NO	14	23.73%
Total Votes Cast	59	100.00%

ANNETTE T. JAN Judicial Retention

Vote For 1

---

	TOTAL	VOTE %
YES	47	79.66%
NO	12	20.34%
Total Votes Cast	59	100.00%

SP04:2

**ELIZABETH MARIE KNIGHT Judicial Retention**

Vote For 1

---

	TOTAL	VOTE %
YES	46	77.97%
NO	13	22.03%
Total Votes Cast	59	100.00%

**MONICA DIAZ Judicial Retention**

Vote For 1

---

	TOTAL	VOTE %
YES	45	76.27%
NO	14	23.73%
Total Votes Cast	59	100.00%

**Constitutional Amendment B**

Vote For 1

---

	TOTAL	VOTE %
FOR	42	68.85%
AGAINST	19	31.15%
Total Votes Cast	61	100.00%

**Constitutional Amendment C**

Vote For 1

---

	TOTAL	VOTE %
FOR	56	87.50%
AGAINST	8	12.50%
Total Votes Cast	64	100.00%

SP05

STATISTICS

	TOTAL
Registered Voters - Total	853
Ballots Cast - Total	703
Voter Turnout - Total	82.42%

U.S. President and Vice President

Vote For 1

	TOTAL	VOTE %
REP TRUMP/VANCE	434	62.27%
DEM HARRIS/WALZ	230	33.00%
Write-In: Unassigned Candidates	17	2.44%
LIB OLIVER/TER MAAT	10	1.43%
GRN STEIN/WARE	4	0.57%
EVERYLOVE	1	0.14%
CON SKOUSEN/COMBS	1	0.14%
WEST/ABDULLAH	0	0.00%
DE LA CRUZ/GARCIA	0	0.00%
Write-In: JAY J BOWMAN / DE D.	0	0.00%
Write-In: BUDDIE ARDEN WILKERSON	0	0.00%
Write-In: STEVE M. JOHNSON	0	0.00%
Write-In: ANDRE RAMON MC NEIL	0	0.00%
Write-In: PETER SONSKI / LAUREN MICHELLE ONAK	0	0.00%
Write-In: FUTURE MADAM POTUS	0	0.00%
Write-In: SHONDRA YEVETTE IRVING	0	0.00%
Write-In Totals	17	2.44%
Not Assigned	0	0.00%
Total Votes Cast	697	100.00%

SP05

U.S. Senate

Vote For 1

---

	TOTAL	VOTE %
REP JOHN CURTIS	477	70.67%
DEM CAROLINE GLEICH	162	24.00%
IAP CARLTON E. BOWEN	33	4.89%
Write-In: Unassigned Candidates	3	0.44%
Write-In: LAIRD FETZER HAMBLIN	0	0.00%
Write-In Totals	3	0.44%
Not Assigned	0	0.00%
Total Votes Cast	675	100.00%

U.S. House District 2

Vote For 1

---

	TOTAL	VOTE %
REP CELESTE MALOY	441	67.02%
DEM NATHANIEL E WOODWARD	169	25.68%
CON CASSIE EASLEY	32	4.86%
TYLER MURSET	16	2.43%
Total Votes Cast	658	100.00%

SP05

Governor and Lieutenant Governor

Vote For 1

	TOTAL	VOTE %
REP COX/HENDERSON	429	63.65%
DEM KING/CUMMINGS	153	22.70%
Write-In: PHIL LYMAN / NATALIE	55	8.16%
LIB LATHAM/SHORT	18	2.67%
IAP WILLIAMS/WILLIAMS III	15	2.23%
Write-In: CHARLIE TAUTUAA / SYLVIA MIERA FISK	3	0.45%
Write-In: Unassigned Candidates	1	0.15%
TOMENY/TAYLOR	0	0.00%
Write-In Totals	59	8.75%
Not Assigned	0	0.00%
<b>Total Votes Cast</b>	<b>674</b>	<b>100.00%</b>

Attorney General

Vote For 1

	TOTAL	VOTE %
REP DEREK BROWN	412	63.88%
DEM RUDY J BAUTISTA	147	22.79%
UUP MICHELLE QUIST	42	6.51%
LIB W. ANDREW MCCULLOUGH	22	3.41%
AUSTIN HEPWORTH	22	3.41%
<b>Total Votes Cast</b>	<b>645</b>	<b>100.00%</b>

SP05

State Auditor

Vote For 1

---

	TOTAL	VOTE %
REP TINA CANNON	439	68.27%
DEM CATHERINE VOUTAZ	169	26.28%
CON JEFFREY L. OSTLER	35	5.44%
Total Votes Cast	643	100.00%

State Treasurer

Vote For 1

---

	TOTAL	VOTE %
REP MARLO M. OAKS	441	68.69%
DEM NEIL A HANSEN	166	25.86%
UFP MILES POMEROY	35	5.45%
Total Votes Cast	642	100.00%

State House District 29

Vote For 1

---

	TOTAL	VOTE %
REP BRIDGER BOLINDER	459	71.05%
DEM RON DRAPER	187	28.95%
Total Votes Cast	646	100.00%

State School Board 10

Vote For 1

---

	TOTAL	VOTE %
REP MATT HYMAS	453	70.67%
DEM DEBORAH L. GATRELL	188	29.33%
Total Votes Cast	641	100.00%

SP05

County Council - District 4

Vote For 1

---

	TOTAL	VOTE %
REP JARED S. HAMNER	492	100.00%
Total Votes Cast	492	100.00%

County Assessor

Vote For 1

---

	TOTAL	VOTE %
REP JOY L. PETERS	494	100.00%
Total Votes Cast	494	100.00%

County Recorder/Surveyor

Vote For 1

---

	TOTAL	VOTE %
REP JERRY M HOUGHTON	492	100.00%
Total Votes Cast	492	100.00%

County Treasurer

Vote For 1

---

	TOTAL	VOTE %
REP MICHAEL J. JENSEN	499	100.00%
Total Votes Cast	499	100.00%

MATTHEW B. DURRANT Judicial Retention

Vote For 1

---

	TOTAL	VOTE %
YES	439	79.24%
NO	115	20.76%
Total Votes Cast	554	100.00%

SP05

RYAN D. TENNEY Judicial Retention

Vote For 1

---

	TOTAL	VOTE %
YES	440	79.57%
NO	113	20.43%
Total Votes Cast	553	100.00%

HEATHER ANNETTE BRERETON Judicial Retention

Vote For 1

---

	TOTAL	VOTE %
YES	436	78.70%
NO	118	21.30%
Total Votes Cast	554	100.00%

TERESA LYNN WELCH Judicial Retention

Vote For 1

---

	TOTAL	VOTE %
YES	449	81.34%
NO	103	18.66%
Total Votes Cast	552	100.00%

KRISTINE EDDE JOHNSON Judicial Retention

Vote For 1

---

	TOTAL	VOTE %
YES	433	78.30%
NO	120	21.70%
Total Votes Cast	553	100.00%



SP05

WILLIAM K. KENDALL Judicial Retention

Vote For 1

---

	TOTAL	VOTE %
YES	439	79.82%
NO	111	20.18%
Total Votes Cast	550	100.00%

LAURA S. SCOTT Judicial Retention

Vote For 1

---

	TOTAL	VOTE %
YES	449	81.79%
NO	100	18.21%
Total Votes Cast	549	100.00%

JAMES D. GARDNER Judicial Retention

Vote For 1

---

	TOTAL	VOTE %
YES	441	80.04%
NO	110	19.96%
Total Votes Cast	551	100.00%

KARA LEA PETTIT Judicial Retention

Vote For 1

---

	TOTAL	VOTE %
YES	428	78.24%
NO	119	21.76%
Total Votes Cast	547	100.00%

SP05

LELAND DOUGLAS HOGAN Judicial Retention

Vote For 1

---

	TOTAL	VOTE %
YES	437	78.74%
NO	118	21.26%
Total Votes Cast	555	100.00%

TUPAKK AMARU GUSTAVO RENTERIA Judicial Retention

Vote For 1

---

	TOTAL	VOTE %
YES	439	79.39%
NO	114	20.61%
Total Votes Cast	553	100.00%

ANNETTE T. JAN Judicial Retention

Vote For 1

---

	TOTAL	VOTE %
YES	458	83.12%
NO	93	16.88%
Total Votes Cast	551	100.00%

ELIZABETH MARIE KNIGHT Judicial Retention

Vote For 1

---

	TOTAL	VOTE %
YES	458	84.04%
NO	87	15.96%
Total Votes Cast	545	100.00%

SP05

MONICA DIAZ Judicial Retention

Vote For 1

---

	TOTAL	VOTE %
YES	446	81.68%
NO	100	18.32%
Total Votes Cast	546	100.00%

Constitutional Amendment B

Vote For 1

---

	TOTAL	VOTE %
FOR	501	77.20%
AGAINST	148	22.80%
Total Votes Cast	649	100.00%

Constitutional Amendment C

Vote For 1

---

	TOTAL	VOTE %
FOR	566	86.81%
AGAINST	86	13.19%
Total Votes Cast	652	100.00%

SP06

STATISTICS

	TOTAL
Registered Voters - Total	687
Ballots Cast - Total	601
Voter Turnout - Total	87.48%

U.S. President and Vice President

Vote For 1

	TOTAL	VOTE %
REP TRUMP/VANCE	307	51.25%
DEM HARRIS/WALZ	264	44.07%
Write-In: Unassigned Candidates	13	2.17%
LIB OLIVER/TER MAAT	6	1.00%
CON SKOUSEN/COMBS	5	0.83%
EVERYLOVE	2	0.33%
GRN STEIN/WARE	2	0.33%
WEST/ABDULLAH	0	0.00%
DE LA CRUZ/GARCIA	0	0.00%
Write-In: JAY J BOWMAN / DE D.	0	0.00%
Write-In: BUDDIE ARDEN WILKERSON	0	0.00%
Write-In: STEVE M. JOHNSON	0	0.00%
Write-In: ANDRE RAMON MC NEIL	0	0.00%
Write-In: PETER SONSKI / LAUREN MICHELLE ONAK	0	0.00%
Write-In: FUTURE MADAM POTUS	0	0.00%
Write-In: SHONDRA YEVETTE IRVING	0	0.00%
Write-In Totals	13	2.17%
Not Assigned	0	0.00%
Total Votes Cast	599	100.00%

SP06

U.S. Senate

Vote For 1

---

	TOTAL	VOTE %
REP JOHN CURTIS	301	51.19%
DEM CAROLINE GLEICH	244	41.50%
IAP CARLTON E. BOWEN	34	5.78%
Write-In: Unassigned Candidates	9	1.53%
Write-In: LAIRD FETZER HAMBLIN	0	0.00%
Write-In Totals	9	1.53%
Not Assigned	0	0.00%
Total Votes Cast	588	100.00%

U.S. House District 2

Vote For 1

---

	TOTAL	VOTE %
REP CELESTE MALOY	301	51.45%
DEM NATHANIEL E WOODWARD	237	40.51%
CON CASSIE EASLEY	30	5.13%
TYLER MURSET	17	2.91%
Total Votes Cast	585	100.00%

SP06

Governor and Lieutenant Governor

Vote For 1

	TOTAL	VOTE %
REP COX/HENDERSON	304	51.61%
DEM KING/CUMMINGS	205	34.80%
Write-In: PHIL LYMAN / NATALIE	36	6.11%
LIB LATHAM/SHORT	24	4.07%
IAP WILLIAMS/WILLIAMS III	14	2.38%
TOMENY/TAYLOR	3	0.51%
Write-In: Unassigned Candidates	3	0.51%
Write-In: CHARLIE TAUTUAA / SYLVIA MIERA FISK	0	0.00%
Write-In Totals	39	6.62%
Not Assigned	0	0.00%
<b>Total Votes Cast</b>	<b>589</b>	<b>100.00%</b>

Attorney General

Vote For 1

	TOTAL	VOTE %
REP DEREK BROWN	281	48.87%
DEM RUDY J BAUTISTA	212	36.87%
UUP MICHELLE QUIST	39	6.78%
LIB W. ANDREW MCCULLOUGH	22	3.83%
AUSTIN HEPWORTH	21	3.65%
<b>Total Votes Cast</b>	<b>575</b>	<b>100.00%</b>

SP06

State Auditor

Vote For 1

---

	TOTAL	VOTE %
REP TINA CANNON	306	53.31%
DEM CATHERINE VOUTAZ	234	40.77%
CON JEFFREY L. OSTLER	34	5.92%
Total Votes Cast	574	100.00%

State Treasurer

Vote For 1

---

	TOTAL	VOTE %
REP MARLO M. OAKS	324	57.14%
DEM NEIL A HANSEN	215	37.92%
UFP MILES POMEROY	28	4.94%
Total Votes Cast	567	100.00%

State House District 29

Vote For 1

---

	TOTAL	VOTE %
REP BRIDGER BOLINDER	298	52.93%
DEM RON DRAPER	265	47.07%
Total Votes Cast	563	100.00%

State School Board 10

Vote For 1

---

	TOTAL	VOTE %
REP MATT HYMAS	286	50.80%
DEM DEBORAH L. GATRELL	277	49.20%
Total Votes Cast	563	100.00%

SP06

County Council - District 4

Vote For 1

---

	TOTAL	VOTE %
REP JARED S. HAMNER	399	100.00%
Total Votes Cast	399	100.00%

County Assessor

Vote For 1

---

	TOTAL	VOTE %
REP JOY L. PETERS	385	100.00%
Total Votes Cast	385	100.00%

County Recorder/Surveyor

Vote For 1

---

	TOTAL	VOTE %
REP JERRY M HOUGHTON	384	100.00%
Total Votes Cast	384	100.00%

County Treasurer

Vote For 1

---

	TOTAL	VOTE %
REP MICHAEL J. JENSEN	397	100.00%
Total Votes Cast	397	100.00%

MATTHEW B. DURRANT Judicial Retention

Vote For 1

---

	TOTAL	VOTE %
YES	360	76.11%
NO	113	23.89%
Total Votes Cast	473	100.00%



SP06

RYAN D. TENNEY Judicial Retention

Vote For 1

---

	TOTAL	VOTE %
YES	370	77.24%
NO	109	22.76%
Total Votes Cast	479	100.00%

HEATHER ANNETTE BRERETON Judicial Retention

Vote For 1

---

	TOTAL	VOTE %
YES	358	74.12%
NO	125	25.88%
Total Votes Cast	483	100.00%

TERESA LYNN WELCH Judicial Retention

Vote For 1

---

	TOTAL	VOTE %
YES	371	77.78%
NO	106	22.22%
Total Votes Cast	477	100.00%

KRISTINE EDDE JOHNSON Judicial Retention

Vote For 1

---

	TOTAL	VOTE %
YES	351	73.12%
NO	129	26.88%
Total Votes Cast	480	100.00%

SP06

WILLIAM K. KENDALL Judicial Retention

Vote For 1

---

	TOTAL	VOTE %
YES	362	76.21%
NO	113	23.79%
Total Votes Cast	475	100.00%

LAURA S. SCOTT Judicial Retention

Vote For 1

---

	TOTAL	VOTE %
YES	370	77.41%
NO	108	22.59%
Total Votes Cast	478	100.00%

JAMES D. GARDNER Judicial Retention

Vote For 1

---

	TOTAL	VOTE %
YES	366	77.05%
NO	109	22.95%
Total Votes Cast	475	100.00%

KARA LEA PETTIT Judicial Retention

Vote For 1

---

	TOTAL	VOTE %
YES	338	71.01%
NO	138	28.99%
Total Votes Cast	476	100.00%

SP06

LELAND DOUGLAS HOGAN Judicial Retention

Vote For 1

---

	TOTAL	VOTE %
YES	362	75.57%
NO	117	24.43%
Total Votes Cast	479	100.00%

TUPAKK AMARU GUSTAVO RENTERIA Judicial Retention

Vote For 1

---

	TOTAL	VOTE %
YES	365	76.68%
NO	111	23.32%
Total Votes Cast	476	100.00%

ANNETTE T. JAN Judicial Retention

Vote For 1

---

	TOTAL	VOTE %
YES	369	77.20%
NO	109	22.80%
Total Votes Cast	478	100.00%

ELIZABETH MARIE KNIGHT Judicial Retention

Vote For 1

---

	TOTAL	VOTE %
YES	373	78.53%
NO	102	21.47%
Total Votes Cast	475	100.00%

SP06

MONICA DIAZ Judicial Retention

Vote For 1

---

	TOTAL	VOTE %
YES	368	77.47%
NO	107	22.53%
Total Votes Cast	475	100.00%

Constitutional Amendment B

Vote For 1

---

	TOTAL	VOTE %
FOR	396	69.35%
AGAINST	175	30.65%
Total Votes Cast	571	100.00%

Constitutional Amendment C

Vote For 1

---

	TOTAL	VOTE %
FOR	496	85.81%
AGAINST	82	14.19%
Total Votes Cast	578	100.00%

SP07

STATISTICS

	TOTAL
Registered Voters - Total	682
Ballots Cast - Total	605
Voter Turnout - Total	88.71%

U.S. President and Vice President

Vote For 1

	TOTAL	VOTE %
REP TRUMP/VANCE	392	65.33%
DEM HARRIS/WALZ	186	31.00%
LIB OLIVER/TER MAAT	8	1.33%
Write-In: Unassigned Candidates	6	1.00%
CON SKOUSEN/COMBS	5	0.83%
GRN STEIN/WARE	2	0.33%
Write-In: PETER SONSKI / LAUREN MICHELLE ONAK	1	0.17%
WEST/ABDULLAH	0	0.00%
EVERYLOVE	0	0.00%
DE LA CRUZ/GARCIA	0	0.00%
Write-In: JAY J BOWMAN / DE D.	0	0.00%
Write-In: BUDDIE ARDEN WILKERSON	0	0.00%
Write-In: STEVE M. JOHNSON	0	0.00%
Write-In: ANDRE RAMON MC NEIL	0	0.00%
Write-In: FUTURE MADAM POTUS	0	0.00%
Write-In: SHONDRA YEVETTE IRVING	0	0.00%
Write-In Totals	7	1.17%
Not Assigned	0	0.00%
Total Votes Cast	600	100.00%

SP07

U.S. Senate

Vote For 1

---

	TOTAL	VOTE %
REP JOHN CURTIS	362	61.88%
DEM CAROLINE GLEICH	180	30.77%
IAP CARLTON E. BOWEN	39	6.67%
Write-In: Unassigned Candidates	4	0.68%
Write-In: LAIRD FETZER HAMBLIN	0	0.00%
Write-In Totals	4	0.68%
Not Assigned	0	0.00%
Total Votes Cast	585	100.00%

U.S. House District 2

Vote For 1

---

	TOTAL	VOTE %
REP CELESTE MALOY	365	63.37%
DEM NATHANIEL E WOODWARD	161	27.95%
CON CASSIE EASLEY	41	7.12%
TYLER MURSET	9	1.56%
Total Votes Cast	576	100.00%

SP07

Governor and Lieutenant Governor

Vote For 1

	TOTAL	VOTE %
REP COX/HENDERSON	330	56.22%
DEM KING/CUMMINGS	139	23.68%
Write-In: PHIL LYMAN / NATALIE	70	11.92%
LIB LATHAM/SHORT	26	4.43%
IAP WILLIAMS/WILLIAMS III	20	3.41%
Write-In: Unassigned Candidates	2	0.34%
TOMENY/TAYLOR	0	0.00%
Write-In: CHARLIE TAUTUAA / SYLVIA MIERA FISK	0	0.00%
Write-In Totals	72	12.27%
Not Assigned	0	0.00%
<b>Total Votes Cast</b>	<b>587</b>	<b>100.00%</b>

Attorney General

Vote For 1

	TOTAL	VOTE %
REP DEREK BROWN	319	56.06%
DEM RUDY J BAUTISTA	164	28.82%
UUP MICHELLE QUIST	36	6.33%
LIB W. ANDREW MCCULLOUGH	30	5.27%
AUSTIN HEPWORTH	20	3.51%
<b>Total Votes Cast</b>	<b>569</b>	<b>100.00%</b>

SP07

State Auditor

Vote For 1

---

	TOTAL	VOTE %
REP TINA CANNON	378	67.50%
DEM CATHERINE VOUTAZ	149	26.61%
CON JEFFREY L. OSTLER	33	5.89%
Total Votes Cast	560	100.00%

State Treasurer

Vote For 1

---

	TOTAL	VOTE %
REP MARLO M. OAKS	374	67.63%
DEM NEIL A HANSEN	151	27.31%
UFP MILES POMEROY	28	5.06%
Total Votes Cast	553	100.00%

State House District 29

Vote For 1

---

	TOTAL	VOTE %
REP BRIDGER BOLINDER	370	67.27%
DEM RON DRAPER	180	32.73%
Total Votes Cast	550	100.00%

State School Board 10

Vote For 1

---

	TOTAL	VOTE %
REP MATT HYMAS	368	66.43%
DEM DEBORAH L. GATRELL	186	33.57%
Total Votes Cast	554	100.00%



SP07

County Council - District 4

Vote For 1

---

	TOTAL	VOTE %
REP JARED S. HAMNER	407	100.00%
Total Votes Cast	407	100.00%

County Assessor

Vote For 1

---

	TOTAL	VOTE %
REP JOY L. PETERS	396	100.00%
Total Votes Cast	396	100.00%

County Recorder/Surveyor

Vote For 1

---

	TOTAL	VOTE %
REP JERRY M HOUGHTON	390	100.00%
Total Votes Cast	390	100.00%

County Treasurer

Vote For 1

---

	TOTAL	VOTE %
REP MICHAEL J. JENSEN	401	100.00%
Total Votes Cast	401	100.00%

MATTHEW B. DURRANT Judicial Retention

Vote For 1

---

	TOTAL	VOTE %
YES	340	77.10%
NO	101	22.90%
Total Votes Cast	441	100.00%

SP07

RYAN D. TENNEY Judicial Retention

Vote For 1

---

	TOTAL	VOTE %
YES	339	75.67%
NO	109	24.33%
Total Votes Cast	448	100.00%

HEATHER ANNETTE BRERETON Judicial Retention

Vote For 1

---

	TOTAL	VOTE %
YES	342	76.68%
NO	104	23.32%
Total Votes Cast	446	100.00%

TERESA LYNN WELCH Judicial Retention

Vote For 1

---

	TOTAL	VOTE %
YES	365	81.66%
NO	82	18.34%
Total Votes Cast	447	100.00%

KRISTINE EDDE JOHNSON Judicial Retention

Vote For 1

---

	TOTAL	VOTE %
YES	340	76.40%
NO	105	23.60%
Total Votes Cast	445	100.00%

SP07

WILLIAM K. KENDALL Judicial Retention

Vote For 1

---

	TOTAL	VOTE %
YES	345	77.53%
NO	100	22.47%
Total Votes Cast	445	100.00%

LAURA S. SCOTT Judicial Retention

Vote For 1

---

	TOTAL	VOTE %
YES	355	79.96%
NO	89	20.04%
Total Votes Cast	444	100.00%

JAMES D. GARDNER Judicial Retention

Vote For 1

---

	TOTAL	VOTE %
YES	343	76.91%
NO	103	23.09%
Total Votes Cast	446	100.00%

KARA LEA PETTIT Judicial Retention

Vote For 1

---

	TOTAL	VOTE %
YES	339	76.01%
NO	107	23.99%
Total Votes Cast	446	100.00%

SP07

LELAND DOUGLAS HOGAN Judicial Retention

Vote For 1

---

	TOTAL	VOTE %
YES	349	78.60%
NO	95	21.40%
Total Votes Cast	444	100.00%

TUPAKK AMARU GUSTAVO RENTERIA Judicial Retention

Vote For 1

---

	TOTAL	VOTE %
YES	355	79.78%
NO	90	20.22%
Total Votes Cast	445	100.00%

ANNETTE T. JAN Judicial Retention

Vote For 1

---

	TOTAL	VOTE %
YES	363	81.39%
NO	83	18.61%
Total Votes Cast	446	100.00%

ELIZABETH MARIE KNIGHT Judicial Retention

Vote For 1

---

	TOTAL	VOTE %
YES	361	81.49%
NO	82	18.51%
Total Votes Cast	443	100.00%

SP07

MONICA DIAZ Judicial Retention

Vote For 1

---

	TOTAL	VOTE %
YES	356	80.91%
NO	84	19.09%
Total Votes Cast	440	100.00%

Constitutional Amendment B

Vote For 1

---

	TOTAL	VOTE %
FOR	370	67.03%
AGAINST	182	32.97%
Total Votes Cast	552	100.00%

Constitutional Amendment C

Vote For 1

---

	TOTAL	VOTE %
FOR	445	80.76%
AGAINST	106	19.24%
Total Votes Cast	551	100.00%

SP08

STATISTICS

	TOTAL
Registered Voters - Total	872
Ballots Cast - Total	737
Voter Turnout - Total	84.52%

U.S. President and Vice President

Vote For 1

	TOTAL	VOTE %
REP TRUMP/VANCE	469	64.07%
DEM HARRIS/WALZ	246	33.61%
Write-In: Unassigned Candidates	7	0.96%
LIB OLIVER/TER MAAT	3	0.41%
WEST/ABDULLAH	2	0.27%
CON SKOUSEN/COMBS	2	0.27%
GRN STEIN/WARE	2	0.27%
DE LA CRUZ/GARCIA	1	0.14%
EVERYLOVE	0	0.00%
Write-In: JAY J BOWMAN / DE D.	0	0.00%
Write-In: BUDDIE ARDEN WILKERSON	0	0.00%
Write-In: STEVE M. JOHNSON	0	0.00%
Write-In: ANDRE RAMON MC NEIL	0	0.00%
Write-In: PETER SONSKI / LAUREN MICHELLE ONAK	0	0.00%
Write-In: FUTURE MADAM POTUS	0	0.00%
Write-In: SHONDRA YEVETTE IRVING	0	0.00%
Write-In Totals	7	0.96%
Not Assigned	0	0.00%
Total Votes Cast	732	100.00%

SP08

U.S. Senate

Vote For 1

---

	TOTAL	VOTE %
REP JOHN CURTIS	450	62.59%
DEM CAROLINE GLEICH	200	27.82%
IAP CARLTON E. BOWEN	64	8.90%
Write-In: Unassigned Candidates	5	0.70%
Write-In: LAIRD FETZER HAMBLIN	0	0.00%
Write-In Totals	5	0.70%
Not Assigned	0	0.00%
Total Votes Cast	719	100.00%

U.S. House District 2

Vote For 1

---

	TOTAL	VOTE %
REP CELESTE MALOY	424	60.23%
DEM NATHANIEL E WOODWARD	197	27.98%
CON CASSIE EASLEY	67	9.52%
TYLER MURSET	16	2.27%
Total Votes Cast	704	100.00%

SP08

Governor and Lieutenant Governor

Vote For 1

---

	TOTAL	VOTE %
REP COX/HENDERSON	417	57.68%
DEM KING/CUMMINGS	173	23.93%
Write-In: PHIL LYMAN / NATALIE	92	12.72%
LIB LATHAM/SHORT	22	3.04%
IAP WILLIAMS/WILLIAMS III	14	1.94%
Write-In: Unassigned Candidates	3	0.41%
TOMENY/TAYLOR	2	0.28%
Write-In: CHARLIE TAUTUAA / SYLVIA MIERA FISK	0	0.00%
Write-In Totals	95	13.14%
Not Assigned	0	0.00%
<b>Total Votes Cast</b>	<b>723</b>	<b>100.00%</b>

Attorney General

Vote For 1

---

	TOTAL	VOTE %
REP DEREK BROWN	421	60.32%
DEM RUDY J BAUTISTA	178	25.50%
AUSTIN HEPWORTH	37	5.30%
UUP MICHELLE QUIST	35	5.01%
LIB W. ANDREW MCCULLOUGH	27	3.87%
<b>Total Votes Cast</b>	<b>698</b>	<b>100.00%</b>



SP08

State Auditor

Vote For 1

---

	TOTAL	VOTE %
REP TINA CANNON	461	67.01%
DEM CATHERINE VOUTAZ	181	26.31%
CON JEFFREY L. OSTLER	46	6.69%
Total Votes Cast	688	100.00%

State Treasurer

Vote For 1

---

	TOTAL	VOTE %
REP MARLO M. OAKS	482	69.65%
DEM NEIL A HANSEN	169	24.42%
UFP MILES POMEROY	41	5.92%
Total Votes Cast	692	100.00%

State House District 29

Vote For 1

---

	TOTAL	VOTE %
REP BRIDGER BOLINDER	471	68.56%
DEM RON DRAPER	216	31.44%
Total Votes Cast	687	100.00%

State School Board 10

Vote For 1

---

	TOTAL	VOTE %
REP MATT HYMAS	466	68.03%
DEM DEBORAH L. GATRELL	219	31.97%
Total Votes Cast	685	100.00%

SP08

County Council - District 4

Vote For 1

---

	TOTAL	VOTE %
REP JARED S. HAMNER	515	100.00%
Total Votes Cast	515	100.00%

County Assessor

Vote For 1

---

	TOTAL	VOTE %
REP JOY L. PETERS	508	100.00%
Total Votes Cast	508	100.00%

County Recorder/Surveyor

Vote For 1

---

	TOTAL	VOTE %
REP JERRY M HOUGHTON	495	100.00%
Total Votes Cast	495	100.00%

County Treasurer

Vote For 1

---

	TOTAL	VOTE %
REP MICHAEL J. JENSEN	501	100.00%
Total Votes Cast	501	100.00%

MATTHEW B. DURRANT Judicial Retention

Vote For 1

---

	TOTAL	VOTE %
YES	451	76.31%
NO	140	23.69%
Total Votes Cast	591	100.00%

SP08

RYAN D. TENNEY Judicial Retention

Vote For 1

---

	TOTAL	VOTE %
YES	445	74.92%
NO	149	25.08%
Total Votes Cast	594	100.00%

HEATHER ANNETTE BRERETON Judicial Retention

Vote For 1

---

	TOTAL	VOTE %
YES	437	73.94%
NO	154	26.06%
Total Votes Cast	591	100.00%

TERESA LYNN WELCH Judicial Retention

Vote For 1

---

	TOTAL	VOTE %
YES	459	77.40%
NO	134	22.60%
Total Votes Cast	593	100.00%

KRISTINE EDDE JOHNSON Judicial Retention

Vote For 1

---

	TOTAL	VOTE %
YES	435	74.49%
NO	149	25.51%
Total Votes Cast	584	100.00%

SP08

WILLIAM K. KENDALL Judicial Retention

Vote For 1

---

	TOTAL	VOTE %
YES	435	73.98%
NO	153	26.02%
Total Votes Cast	588	100.00%

LAURA S. SCOTT Judicial Retention

Vote For 1

---

	TOTAL	VOTE %
YES	456	77.68%
NO	131	22.32%
Total Votes Cast	587	100.00%

JAMES D. GARDNER Judicial Retention

Vote For 1

---

	TOTAL	VOTE %
YES	441	75.13%
NO	146	24.87%
Total Votes Cast	587	100.00%

KARA LEA PETTIT Judicial Retention

Vote For 1

---

	TOTAL	VOTE %
YES	436	74.79%
NO	147	25.21%
Total Votes Cast	583	100.00%

SP08

LELAND DOUGLAS HOGAN Judicial Retention

Vote For 1

---

	TOTAL	VOTE %
YES	460	77.31%
NO	135	22.69%
Total Votes Cast	595	100.00%

TUPAKK AMARU GUSTAVO RENTERIA Judicial Retention

Vote For 1

---

	TOTAL	VOTE %
YES	441	75.00%
NO	147	25.00%
Total Votes Cast	588	100.00%

ANNETTE T. JAN Judicial Retention

Vote For 1

---

	TOTAL	VOTE %
YES	459	78.33%
NO	127	21.67%
Total Votes Cast	586	100.00%

ELIZABETH MARIE KNIGHT Judicial Retention

Vote For 1

---

	TOTAL	VOTE %
YES	466	79.66%
NO	119	20.34%
Total Votes Cast	585	100.00%

SP08

MONICA DIAZ Judicial Retention

Vote For 1

---

	TOTAL	VOTE %
YES	452	77.13%
NO	134	22.87%
Total Votes Cast	586	100.00%

Constitutional Amendment B

Vote For 1

---

	TOTAL	VOTE %
FOR	508	74.93%
AGAINST	170	25.07%
Total Votes Cast	678	100.00%

Constitutional Amendment C

Vote For 1

---

	TOTAL	VOTE %
FOR	602	86.74%
AGAINST	92	13.26%
Total Votes Cast	694	100.00%

SP09:1

STATISTICS

	TOTAL
Registered Voters - Total	562
Ballots Cast - Total	444
Voter Turnout - Total	79.00%

U.S. President and Vice President

Vote For 1

	TOTAL	VOTE %
REP TRUMP/VANCE	279	63.41%
DEM HARRIS/WALZ	135	30.68%
Write-In: Unassigned Candidates	8	1.82%
CON SKOUSEN/COMBS	6	1.36%
LIB OLIVER/TER MAAT	5	1.14%
EVERYLOVE	3	0.68%
WEST/ABDULLAH	2	0.45%
GRN STEIN/WARE	2	0.45%
DE LA CRUZ/GARCIA	0	0.00%
Write-In: JAY J BOWMAN / DE D.	0	0.00%
Write-In: BUDDIE ARDEN WILKERSON	0	0.00%
Write-In: STEVE M. JOHNSON	0	0.00%
Write-In: ANDRE RAMON MC NEIL	0	0.00%
Write-In: PETER SONSKI / LAUREN MICHELLE ONAK	0	0.00%
Write-In: FUTURE MADAM POTUS	0	0.00%
Write-In: SHONDRA YEVETTE IRVING	0	0.00%
Write-In Totals	8	1.82%
Not Assigned	0	0.00%
Total Votes Cast	440	100.00%

SP09:1

U.S. Senate

Vote For 1

---

	TOTAL	VOTE %
REP JOHN CURTIS	277	63.68%
DEM CAROLINE GLEICH	121	27.82%
IAP CARLTON E. BOWEN	36	8.28%
Write-In: Unassigned Candidates	1	0.23%
Write-In: LAIRD FETZER HAMBLIN	0	0.00%
Write-In Totals	1	0.23%
Not Assigned	0	0.00%
Total Votes Cast	435	100.00%

U.S. House District 2

Vote For 1

---

	TOTAL	VOTE %
REP CELESTE MALOY	261	60.70%
DEM NATHANIEL E WOODWARD	119	27.67%
CON CASSIE EASLEY	36	8.37%
TYLER MURSET	14	3.26%
Total Votes Cast	430	100.00%



SP09:1

Governor and Lieutenant Governor

Vote For 1

	TOTAL	VOTE %
REP COX/HENDERSON	255	58.35%
DEM KING/CUMMINGS	107	24.49%
Write-In: PHIL LYMAN / NATALIE	32	7.32%
LIB LATHAM/SHORT	23	5.26%
IAP WILLIAMS/WILLIAMS III	18	4.12%
TOMENY/TAYLOR	2	0.46%
Write-In: Unassigned Candidates	0	0.00%
Write-In: CHARLIE TAUTUAA / SYLVIA MIERA FISK	0	0.00%
Write-In Totals	32	7.32%
Not Assigned	0	0.00%
<b>Total Votes Cast</b>	<b>437</b>	<b>100.00%</b>

Attorney General

Vote For 1

	TOTAL	VOTE %
REP DEREK BROWN	246	58.02%
DEM RUDY J BAUTISTA	95	22.41%
UUP MICHELLE QUIST	44	10.38%
LIB W. ANDREW MCCULLOUGH	22	5.19%
AUSTIN HEPWORTH	17	4.01%
<b>Total Votes Cast</b>	<b>424</b>	<b>100.00%</b>

SP09:1

State Auditor

Vote For 1

---

	TOTAL	VOTE %
REP TINA CANNON	265	63.25%
DEM CATHERINE VOUTAZ	122	29.12%
CON JEFFREY L. OSTLER	32	7.64%
Total Votes Cast	419	100.00%

State Treasurer

Vote For 1

---

	TOTAL	VOTE %
REP MARLO M. OAKS	269	65.61%
DEM NEIL A HANSEN	102	24.88%
UFP MILES POMEROY	39	9.51%
Total Votes Cast	410	100.00%

State House District 28

Vote For 1

---

	TOTAL	VOTE %
REP NICHOLEEN P. PECK	280	67.96%
DEM FRED L BAKER	132	32.04%
Total Votes Cast	412	100.00%

State School Board 10

Vote For 1

---

	TOTAL	VOTE %
REP MATT HYMAS	261	63.35%
DEM DEBORAH L. GATRELL	151	36.65%
Total Votes Cast	412	100.00%

SP09:1

County Council - District 4

Vote For 1

---

	TOTAL	VOTE %
REP JARED S. HAMNER	324	100.00%
Total Votes Cast	324	100.00%

County Assessor

Vote For 1

---

	TOTAL	VOTE %
REP JOY L. PETERS	298	100.00%
Total Votes Cast	298	100.00%

County Recorder/Surveyor

Vote For 1

---

	TOTAL	VOTE %
REP JERRY M HOUGHTON	294	100.00%
Total Votes Cast	294	100.00%

County Treasurer

Vote For 1

---

	TOTAL	VOTE %
REP MICHAEL J. JENSEN	301	100.00%
Total Votes Cast	301	100.00%

MATTHEW B. DURRANT Judicial Retention

Vote For 1

---

	TOTAL	VOTE %
YES	271	75.49%
NO	88	24.51%
Total Votes Cast	359	100.00%

SP09:1

**RYAN D. TENNEY Judicial Retention**

Vote For 1

---

	TOTAL	VOTE %
YES	278	75.54%
NO	90	24.46%
Total Votes Cast	368	100.00%

**HEATHER ANNETTE BRERETON Judicial Retention**

Vote For 1

---

	TOTAL	VOTE %
YES	270	73.17%
NO	99	26.83%
Total Votes Cast	369	100.00%

**TERESA LYNN WELCH Judicial Retention**

Vote For 1

---

	TOTAL	VOTE %
YES	289	77.69%
NO	83	22.31%
Total Votes Cast	372	100.00%

**KRISTINE EDDE JOHNSON Judicial Retention**

Vote For 1

---

	TOTAL	VOTE %
YES	273	73.78%
NO	97	26.22%
Total Votes Cast	370	100.00%

SP09:1

**WILLIAM K. KENDALL Judicial Retention**

Vote For 1

---

	TOTAL	VOTE %
YES	282	76.84%
NO	85	23.16%
Total Votes Cast	367	100.00%

**LAURA S. SCOTT Judicial Retention**

Vote For 1

---

	TOTAL	VOTE %
YES	287	77.99%
NO	81	22.01%
Total Votes Cast	368	100.00%

**JAMES D. GARDNER Judicial Retention**

Vote For 1

---

	TOTAL	VOTE %
YES	281	76.78%
NO	85	23.22%
Total Votes Cast	366	100.00%

**KARA LEA PETTIT Judicial Retention**

Vote For 1

---

	TOTAL	VOTE %
YES	278	75.54%
NO	90	24.46%
Total Votes Cast	368	100.00%

SP09:1

LELAND DOUGLAS HOGAN Judicial Retention

Vote For 1

---

	TOTAL	VOTE %
YES	280	76.29%
NO	87	23.71%
Total Votes Cast	367	100.00%

TUPAKK AMARU GUSTAVO RENTERIA Judicial Retention

Vote For 1

---

	TOTAL	VOTE %
YES	280	76.29%
NO	87	23.71%
Total Votes Cast	367	100.00%

ANNETTE T. JAN Judicial Retention

Vote For 1

---

	TOTAL	VOTE %
YES	287	77.99%
NO	81	22.01%
Total Votes Cast	368	100.00%

ELIZABETH MARIE KNIGHT Judicial Retention

Vote For 1

---

	TOTAL	VOTE %
YES	296	80.22%
NO	73	19.78%
Total Votes Cast	369	100.00%

SP09:1

MONICA DIAZ Judicial Retention

Vote For 1

---

	TOTAL	VOTE %
YES	282	77.05%
NO	84	22.95%
Total Votes Cast	366	100.00%

Constitutional Amendment B

Vote For 1

---

	TOTAL	VOTE %
FOR	288	68.41%
AGAINST	133	31.59%
Total Votes Cast	421	100.00%

Constitutional Amendment C

Vote For 1

---

	TOTAL	VOTE %
FOR	366	87.14%
AGAINST	54	12.86%
Total Votes Cast	420	100.00%

SP09:2

STATISTICS

	TOTAL
Registered Voters - Total	0
Ballots Cast - Total	0
Voter Turnout - Total	0.00%

U.S. President and Vice President

Vote For 1

	TOTAL	VOTE %
WEST/ABDULLAH	0	
EVERYLOVE	0	
CON SKOUSEN/COMBS	0	
GRN STEIN/WARE	0	
REP TRUMP/VANCE	0	
LIB OLIVER/TER MAAT	0	
DEM HARRIS/WALZ	0	
DE LA CRUZ/GARCIA	0	
Write-In: JAY J BOWMAN / DE D.	0	
Write-In: BUDDIE ARDEN WILKERSON	0	
Write-In: STEVE M. JOHNSON	0	
Write-In: ANDRE RAMON MC NEIL	0	
Write-In: PETER SONSKI / LAUREN MICHELLE ONAK	0	
Write-In: FUTURE MADAM POTUS	0	
Write-In: SHONDRA YEVETTE IRVING	0	
Write-In: Unassigned Candidates	0	
Write-In Totals	0	
Not Assigned	0	
Total Votes Cast	0	



SP09:2

U.S. Senate

Vote For 1

---

	TOTAL	VOTE %
IAP CARLTON E. BOWEN	0	
REP JOHN CURTIS	0	
DEM CAROLINE GLEICH	0	
Write-In: Unassigned Candidates	0	
Write-In: LAIRD FETZER HAMBLIN	0	
Write-In Totals	0	
Not Assigned	0	
Total Votes Cast	0	

U.S. House District 2

Vote For 1

---

	TOTAL	VOTE %
DEM NATHANIEL E WOODWARD	0	
CON CASSIE EASLEY	0	
REP CELESTE MALOY	0	
TYLER MURSET	0	
Total Votes Cast	0	

SP09:2

Governor and Lieutenant Governor

Vote For 1

---

	TOTAL	VOTE %
REP COX/HENDERSON	0	
IAP WILLIAMS/WILLIAMS III	0	
DEM KING/CUMMINGS	0	
LIB LATHAM/SHORT	0	
TOMENY/TAYLOR	0	
Write-In: Unassigned Candidates	0	
Write-In: PHIL LYMAN / NATALIE	0	
Write-In: CHARLIE TAUTUAA / SYLVIA MIERA FISK	0	
Write-In Totals	0	
Not Assigned	0	
Total Votes Cast	0	

Attorney General

Vote For 1

---

	TOTAL	VOTE %
REP DEREK BROWN	0	
DEM RUDY J BAUTISTA	0	
LIB W. ANDREW MCCULLOUGH	0	
AUSTIN HEPWORTH	0	
UUP MICHELLE QUIST	0	
Total Votes Cast	0	

SP09:2

State Auditor

Vote For 1

---

	TOTAL	VOTE %
REP TINA CANNON	0	
CON JEFFREY L. OSTLER	0	
DEM CATHERINE VOUTAZ	0	
Total Votes Cast	0	

State Treasurer

Vote For 1

---

	TOTAL	VOTE %
UFP MILES POMEROY	0	
REP MARLO M. OAKS	0	
DEM NEIL A HANSEN	0	
Total Votes Cast	0	

State House District 28

Vote For 1

---

	TOTAL	VOTE %
DEM FRED L BAKER	0	
REP NICHOLEEN P. PECK	0	
Total Votes Cast	0	

State School Board 10

Vote For 1

---

	TOTAL	VOTE %
DEM DEBORAH L. GATRELL	0	
REP MATT HYMAS	0	
Total Votes Cast	0	

SP09:2

County Council - District 4

Vote For 1

---

	TOTAL	VOTE %
REP JARED S. HAMNER	0	
Total Votes Cast	0	

County Assessor

Vote For 1

---

	TOTAL	VOTE %
REP JOY L. PETERS	0	
Total Votes Cast	0	

County Recorder/Surveyor

Vote For 1

---

	TOTAL	VOTE %
REP JERRY M HOUGHTON	0	
Total Votes Cast	0	

County Treasurer

Vote For 1

---

	TOTAL	VOTE %
REP MICHAEL J. JENSEN	0	
Total Votes Cast	0	

MATTHEW B. DURRANT Judicial Retention

Vote For 1

---

	TOTAL	VOTE %
YES	0	
NO	0	
Total Votes Cast	0	

SP09:2

**RYAN D. TENNEY Judicial Retention**

Vote For 1

---

	TOTAL	VOTE %
YES	0	
NO	0	
Total Votes Cast	0	

**HEATHER ANNETTE BRERETON Judicial Retention**

Vote For 1

---

	TOTAL	VOTE %
YES	0	
NO	0	
Total Votes Cast	0	

**TERESA LYNN WELCH Judicial Retention**

Vote For 1

---

	TOTAL	VOTE %
YES	0	
NO	0	
Total Votes Cast	0	

**KRISTINE EDDE JOHNSON Judicial Retention**

Vote For 1

---

	TOTAL	VOTE %
YES	0	
NO	0	
Total Votes Cast	0	

SP09:2

**WILLIAM K. KENDALL Judicial Retention**

Vote For 1

---

	TOTAL	VOTE %
YES	0	
NO	0	
Total Votes Cast	0	

---

**LAURA S. SCOTT Judicial Retention**

Vote For 1

---

	TOTAL	VOTE %
YES	0	
NO	0	
Total Votes Cast	0	

---

**JAMES D. GARDNER Judicial Retention**

Vote For 1

---

	TOTAL	VOTE %
YES	0	
NO	0	
Total Votes Cast	0	

---

**KARA LEA PETTIT Judicial Retention**

Vote For 1

---

	TOTAL	VOTE %
YES	0	
NO	0	
Total Votes Cast	0	

---

SP09:2

LELAND DOUGLAS HOGAN Judicial Retention

Vote For 1

---

	TOTAL	VOTE %
YES	0	
NO	0	
Total Votes Cast	0	

TUPAKK AMARU GUSTAVO RENTERIA Judicial Retention

Vote For 1

---

	TOTAL	VOTE %
YES	0	
NO	0	
Total Votes Cast	0	

ANNETTE T. JAN Judicial Retention

Vote For 1

---

	TOTAL	VOTE %
YES	0	
NO	0	
Total Votes Cast	0	

ELIZABETH MARIE KNIGHT Judicial Retention

Vote For 1

---

	TOTAL	VOTE %
YES	0	
NO	0	
Total Votes Cast	0	

SP09:2

MONICA DIAZ Judicial Retention

Vote For 1

---

	TOTAL	VOTE %
YES	0	
NO	0	
Total Votes Cast	0	

Constitutional Amendment B

Vote For 1

---

	TOTAL	VOTE %
FOR	0	
AGAINST	0	
Total Votes Cast	0	

Constitutional Amendment C

Vote For 1

---

	TOTAL	VOTE %
FOR	0	
AGAINST	0	
Total Votes Cast	0	



SP09:3 Suppressed

STATISTICS

	TOTAL
Registered Voters - Total	0
Ballots Cast - Total	1
Voter Turnout - Total	0.00%

U.S. President and Vice President

Vote For 1

	TOTAL	VOTE %
REP TRUMP/VANCE		
WEST/ABDULLAH		
EVERYLOVE		
CON SKOUSEN/COMBS		
GRN STEIN/WARE		
LIB OLIVER/TER MAAT		
DEM HARRIS/WALZ		
DE LA CRUZ/GARCIA		
Write-In: JAY J BOWMAN / DE D.		
Write-In: BUDDIE ARDEN WILKERSON		
Write-In: STEVE M. JOHNSON		
Write-In: ANDRE RAMON MC NEIL		
Write-In: PETER SONSKI / LAUREN MICHELLE ONAK		
Write-In: FUTURE MADAM POTUS		
Write-In: SHONDRA YEVETTE IRVING		
Write-In: Unassigned Candidates		
Write-In Totals		
Not Assigned		
Total Votes Cast		

SP09:3 Suppressed

U.S. Senate

Vote For 1

---

	TOTAL	VOTE %
REP JOHN CURTIS		
IAP CARLTON E. BOWEN		
DEM CAROLINE GLEICH		
Write-In: Unassigned Candidates		
Write-In: LAIRD FETZER HAMBLIN		
Write-In Totals		
Not Assigned		
Total Votes Cast		

U.S. House District 2

Vote For 1

---

	TOTAL	VOTE %
REP CELESTE MALOY		
DEM NATHANIEL E WOODWARD		
CON CASSIE EASLEY		
TYLER MURSET		
Total Votes Cast		

SP09:3 Suppressed

Governor and Lieutenant Governor

Vote For 1

	TOTAL	VOTE %
IAP WILLIAMS/WILLIAMS III		
REP COX/HENDERSON		
DEM KING/CUMMINGS		
LIB LATHAM/SHORT		
TOMENY/TAYLOR		
Write-In: Unassigned Candidates		
Write-In: PHIL LYMAN / NATALIE		
Write-In: CHARLIE TAUTUAA / SYLVIA MIERA FISK		
Write-In Totals		
Not Assigned		
Total Votes Cast		

Attorney General

Vote For 1

	TOTAL	VOTE %
REP DEREK BROWN		
DEM RUDY J BAUTISTA		
LIB W. ANDREW MCCULLOUGH		
AUSTIN HEPWORTH		
UUP MICHELLE QUIST		
Total Votes Cast		

SP09:3 Suppressed

State Auditor

Vote For 1

---

	TOTAL	VOTE %
REP TINA CANNON		
CON JEFFREY L. OSTLER		
DEM CATHERINE VOUTAZ		
Total Votes Cast		

---

State Treasurer

Vote For 1

---

	TOTAL	VOTE %
REP MARLO M. OAKS		
UFP MILES POMEROY		
DEM NEIL A HANSEN		
Total Votes Cast		

---

State House District 28

Vote For 1

---

	TOTAL	VOTE %
REP NICHOLEEN P. PECK		
DEM FRED L BAKER		
Total Votes Cast		

---

State School Board 10

Vote For 1

---

	TOTAL	VOTE %
REP MATT HYMAS		
DEM DEBORAH L. GATRELL		
Total Votes Cast		

---

SP09:3 Suppressed

County Council - District 4

Vote For 1

---

	TOTAL	VOTE %
--	-------	--------

REP JARED S. HAMNER

Total Votes Cast

---

County Assessor

Vote For 1

---

	TOTAL	VOTE %
--	-------	--------

REP JOY L. PETERS

Total Votes Cast

---

County Recorder/Surveyor

Vote For 1

---

	TOTAL	VOTE %
--	-------	--------

REP JERRY M HOUGHTON

Total Votes Cast

---

County Treasurer

Vote For 1

---

	TOTAL	VOTE %
--	-------	--------

REP MICHAEL J. JENSEN

Total Votes Cast

---

Local School Board District 3

Vote For 1

---

	TOTAL	VOTE %
--	-------	--------

SCOTT BRYAN

Total Votes Cast

---

SP09:3 Suppressed

**MATTHEW B. DURRANT** Judicial Retention

Vote For 1

---

	TOTAL	VOTE %
--	-------	--------

NO

YES

Total Votes Cast

**RYAN D. TENNEY** Judicial Retention

Vote For 1

---

	TOTAL	VOTE %
--	-------	--------

NO

YES

Total Votes Cast

**HEATHER ANNETTE BRERETON** Judicial Retention

Vote For 1

---

	TOTAL	VOTE %
--	-------	--------

NO

YES

Total Votes Cast

**TERESA LYNN WELCH** Judicial Retention

Vote For 1

---

	TOTAL	VOTE %
--	-------	--------

NO

YES

Total Votes Cast

SP09:3 Suppressed

**KRISTINE EDDE JOHNSON** Judicial Retention

Vote For 1

---

	TOTAL	VOTE %
--	-------	--------

NO

YES

Total Votes Cast

**WILLIAM K. KENDALL** Judicial Retention

Vote For 1

---

	TOTAL	VOTE %
--	-------	--------

NO

YES

Total Votes Cast

**LAURA S. SCOTT** Judicial Retention

Vote For 1

---

	TOTAL	VOTE %
--	-------	--------

NO

YES

Total Votes Cast

**JAMES D. GARDNER** Judicial Retention

Vote For 1

---

	TOTAL	VOTE %
--	-------	--------

NO

YES

Total Votes Cast

SP09:3 Suppressed

KARA LEA PETTIT Judicial Retention

Vote For 1

---

	TOTAL	VOTE %
--	-------	--------

NO

YES

Total Votes Cast

LELAND DOUGLAS HOGAN Judicial Retention

Vote For 1

---

	TOTAL	VOTE %
--	-------	--------

NO

YES

Total Votes Cast

TUPAKK AMARU GUSTAVO RENTERIA Judicial Retention

Vote For 1

---

	TOTAL	VOTE %
--	-------	--------

NO

YES

Total Votes Cast

ANNETTE T. JAN Judicial Retention

Vote For 1

---

	TOTAL	VOTE %
--	-------	--------

NO

YES

Total Votes Cast



SP09:3 Suppressed

**ELIZABETH MARIE KNIGHT Judicial Retention**

Vote For 1

---

	TOTAL	VOTE %
--	-------	--------

NO

YES

Total Votes Cast

**MONICA DIAZ Judicial Retention**

Vote For 1

---

	TOTAL	VOTE %
--	-------	--------

NO

YES

Total Votes Cast

**Constitutional Amendment B**

Vote For 1

---

	TOTAL	VOTE %
--	-------	--------

FOR

AGAINST

Total Votes Cast

**Constitutional Amendment C**

Vote For 1

---

	TOTAL	VOTE %
--	-------	--------

FOR

AGAINST

Total Votes Cast

SP10

STATISTICS

	TOTAL
Registered Voters - Total	505
Ballots Cast - Total	447
Voter Turnout - Total	88.51%

U.S. President and Vice President

Vote For 1

	TOTAL	VOTE %
REP TRUMP/VANCE	277	62.25%
DEM HARRIS/WALZ	160	35.96%
LIB OLIVER/TER MAAT	4	0.90%
CON SKOUSEN/COMBS	1	0.22%
GRN STEIN/WARE	1	0.22%
DE LA CRUZ/GARCIA	1	0.22%
Write-In: Unassigned Candidates	1	0.22%
WEST/ABDULLAH	0	0.00%
EVERYLOVE	0	0.00%
Write-In: JAY J BOWMAN / DE D.	0	0.00%
Write-In: BUDDIE ARDEN WILKERSON	0	0.00%
Write-In: STEVE M. JOHNSON	0	0.00%
Write-In: ANDRE RAMON MC NEIL	0	0.00%
Write-In: PETER SONSKI / LAUREN MICHELLE ONAK	0	0.00%
Write-In: FUTURE MADAM POTUS	0	0.00%
Write-In: SHONDRA YEVETTE IRVING	0	0.00%
Write-In Totals	1	0.22%
Not Assigned	0	0.00%
<b>Total Votes Cast</b>	<b>445</b>	<b>100.00%</b>

SP10

U.S. Senate

Vote For 1

---

	TOTAL	VOTE %
REP JOHN CURTIS	264	60.69%
DEM CAROLINE GLEICH	145	33.33%
IAP CARLTON E. BOWEN	22	5.06%
Write-In: Unassigned Candidates	3	0.69%
Write-In: LAIRD FETZER HAMBLIN	1	0.23%
Write-In Totals	4	0.92%
Not Assigned	0	0.00%
Total Votes Cast	435	100.00%

U.S. House District 2

Vote For 1

---

	TOTAL	VOTE %
REP CELESTE MALOY	254	59.35%
DEM NATHANIEL E WOODWARD	141	32.94%
CON CASSIE EASLEY	25	5.84%
TYLER MURSET	8	1.87%
Total Votes Cast	428	100.00%

SP10

Governor and Lieutenant Governor

Vote For 1

	TOTAL	VOTE %
REP COX/HENDERSON	244	56.74%
DEM KING/CUMMINGS	124	28.84%
Write-In: PHIL LYMAN / NATALIE	37	8.60%
LIB LATHAM/SHORT	16	3.72%
IAP WILLIAMS/WILLIAMS III	4	0.93%
Write-In: CHARLIE TAUTUAA / SYLVIA MIERA FISK	3	0.70%
TOMENY/TAYLOR	2	0.47%
Write-In: Unassigned Candidates	0	0.00%
Write-In Totals	40	9.30%
Not Assigned	0	0.00%
<b>Total Votes Cast</b>	<b>430</b>	<b>100.00%</b>

Attorney General

Vote For 1

	TOTAL	VOTE %
REP DEREK BROWN	229	54.52%
DEM RUDY J BAUTISTA	133	31.67%
UUP MICHELLE QUIST	25	5.95%
AUSTIN HEPWORTH	19	4.52%
LIB W. ANDREW MCCULLOUGH	14	3.33%
<b>Total Votes Cast</b>	<b>420</b>	<b>100.00%</b>

SP10

State Auditor

Vote For 1

---

	TOTAL	VOTE %
REP TINA CANNON	261	62.74%
DEM CATHERINE VOUTAZ	132	31.73%
CON JEFFREY L. OSTLER	23	5.53%
Total Votes Cast	416	100.00%

State Treasurer

Vote For 1

---

	TOTAL	VOTE %
REP MARLO M. OAKS	262	63.28%
DEM NEIL A HANSEN	130	31.40%
UFP MILES POMEROY	22	5.31%
Total Votes Cast	414	100.00%

State House District 28

Vote For 1

---

	TOTAL	VOTE %
REP NICHOLEEN P. PECK	269	65.61%
DEM FRED L BAKER	141	34.39%
Total Votes Cast	410	100.00%

State School Board 10

Vote For 1

---

	TOTAL	VOTE %
REP MATT HYMAS	258	63.24%
DEM DEBORAH L. GATRELL	150	36.76%
Total Votes Cast	408	100.00%

SP10

County Council - District 4

Vote For 1

---

	TOTAL	VOTE %
REP JARED S. HAMNER	300	100.00%
Total Votes Cast	300	100.00%

County Assessor

Vote For 1

---

	TOTAL	VOTE %
REP JOY L. PETERS	298	100.00%
Total Votes Cast	298	100.00%

County Recorder/Surveyor

Vote For 1

---

	TOTAL	VOTE %
REP JERRY M HOUGHTON	299	100.00%
Total Votes Cast	299	100.00%

County Treasurer

Vote For 1

---

	TOTAL	VOTE %
REP MICHAEL J. JENSEN	301	100.00%
Total Votes Cast	301	100.00%

MATTHEW B. DURRANT Judicial Retention

Vote For 1

---

	TOTAL	VOTE %
YES	260	74.29%
NO	90	25.71%
Total Votes Cast	350	100.00%

SP10

RYAN D. TENNEY Judicial Retention

Vote For 1

---

	TOTAL	VOTE %
YES	261	73.73%
NO	93	26.27%
Total Votes Cast	354	100.00%

HEATHER ANNETTE BRERETON Judicial Retention

Vote For 1

---

	TOTAL	VOTE %
YES	249	70.14%
NO	106	29.86%
Total Votes Cast	355	100.00%

TERESA LYNN WELCH Judicial Retention

Vote For 1

---

	TOTAL	VOTE %
YES	260	73.03%
NO	96	26.97%
Total Votes Cast	356	100.00%

KRISTINE EDDE JOHNSON Judicial Retention

Vote For 1

---

	TOTAL	VOTE %
YES	247	69.38%
NO	109	30.62%
Total Votes Cast	356	100.00%

SP10

WILLIAM K. KENDALL Judicial Retention

Vote For 1

---

	TOTAL	VOTE %
YES	255	71.63%
NO	101	28.37%
Total Votes Cast	356	100.00%

LAURA S. SCOTT Judicial Retention

Vote For 1

---

	TOTAL	VOTE %
YES	261	73.31%
NO	95	26.69%
Total Votes Cast	356	100.00%

JAMES D. GARDNER Judicial Retention

Vote For 1

---

	TOTAL	VOTE %
YES	257	72.19%
NO	99	27.81%
Total Votes Cast	356	100.00%

KARA LEA PETTIT Judicial Retention

Vote For 1

---

	TOTAL	VOTE %
YES	253	71.07%
NO	103	28.93%
Total Votes Cast	356	100.00%



SP10

LELAND DOUGLAS HOGAN Judicial Retention

Vote For 1

---

	TOTAL	VOTE %
YES	265	73.41%
NO	96	26.59%
Total Votes Cast	361	100.00%

TUPAKK AMARU GUSTAVO RENTERIA Judicial Retention

Vote For 1

---

	TOTAL	VOTE %
YES	253	71.27%
NO	102	28.73%
Total Votes Cast	355	100.00%

ANNETTE T. JAN Judicial Retention

Vote For 1

---

	TOTAL	VOTE %
YES	260	73.65%
NO	93	26.35%
Total Votes Cast	353	100.00%

ELIZABETH MARIE KNIGHT Judicial Retention

Vote For 1

---

	TOTAL	VOTE %
YES	257	73.01%
NO	95	26.99%
Total Votes Cast	352	100.00%

SP10

MONICA DIAZ Judicial Retention

Vote For 1

---

	TOTAL	VOTE %
YES	254	72.16%
NO	98	27.84%
Total Votes Cast	352	100.00%

Constitutional Amendment B

Vote For 1

---

	TOTAL	VOTE %
FOR	277	66.75%
AGAINST	138	33.25%
Total Votes Cast	415	100.00%

Constitutional Amendment C

Vote For 1

---

	TOTAL	VOTE %
FOR	353	84.45%
AGAINST	65	15.55%
Total Votes Cast	418	100.00%

ST01:1

STATISTICS

	TOTAL
Registered Voters - Total	233
Ballots Cast - Total	194
Voter Turnout - Total	83.26%

U.S. President and Vice President

Vote For 1

	TOTAL	VOTE %
REP TRUMP/VANCE	140	72.16%
DEM HARRIS/WALZ	47	24.23%
CON SKOUSEN/COMBS	3	1.55%
LIB OLIVER/TER MAAT	2	1.03%
EVERYLOVE	1	0.52%
DE LA CRUZ/GARCIA	1	0.52%
WEST/ABDULLAH	0	0.00%
GRN STEIN/WARE	0	0.00%
Write-In: JAY J BOWMAN / DE D.	0	0.00%
Write-In: BUDDIE ARDEN WILKERSON	0	0.00%
Write-In: STEVE M. JOHNSON	0	0.00%
Write-In: ANDRE RAMON MC NEIL	0	0.00%
Write-In: PETER SONSKI / LAUREN MICHELLE ONAK	0	0.00%
Write-In: FUTURE MADAM POTUS	0	0.00%
Write-In: SHONDRA YEVETTE IRVING	0	0.00%
Write-In: Unassigned Candidates	0	0.00%
Write-In Totals	0	0.00%
Not Assigned	0	0.00%
<b>Total Votes Cast</b>	<b>194</b>	<b>100.00%</b>

ST01:1

U.S. Senate

Vote For 1

---

	TOTAL	VOTE %
REP JOHN CURTIS	138	72.63%
DEM CAROLINE GLEICH	39	20.53%
IAP CARLTON E. BOWEN	13	6.84%
Write-In: Unassigned Candidates	0	0.00%
Write-In: LAIRD FETZER HAMBLIN	0	0.00%
Write-In Totals	0	0.00%
Not Assigned	0	0.00%
Total Votes Cast	190	100.00%

U.S. House District 2

Vote For 1

---

	TOTAL	VOTE %
REP CELESTE MALOY	142	74.35%
DEM NATHANIEL E WOODWARD	33	17.28%
CON CASSIE EASLEY	10	5.24%
TYLER MURSET	6	3.14%
Total Votes Cast	191	100.00%

ST01:1

Governor and Lieutenant Governor

Vote For 1

---

	TOTAL	VOTE %
REP COX/HENDERSON	131	68.95%
DEM KING/CUMMINGS	32	16.84%
Write-In: PHIL LYMAN / NATALIE	11	5.79%
LIB LATHAM/SHORT	6	3.16%
IAP WILLIAMS/WILLIAMS III	5	2.63%
TOMENY/TAYLOR	2	1.05%
Write-In: Unassigned Candidates	2	1.05%
Write-In: CHARLIE TAUTUAA / SYLVIA MIERA FISK	1	0.53%
Write-In Totals	14	7.37%
Not Assigned	0	0.00%
Total Votes Cast	190	100.00%

Attorney General

Vote For 1

---

	TOTAL	VOTE %
REP DEREK BROWN	127	67.91%
DEM RUDY J BAUTISTA	39	20.86%
AUSTIN HEPWORTH	8	4.28%
UUP MICHELLE QUIST	8	4.28%
LIB W. ANDREW MCCULLOUGH	5	2.67%
Total Votes Cast	187	100.00%

ST01:1

State Auditor

Vote For 1

---

	TOTAL	VOTE %
REP TINA CANNON	133	71.51%
DEM CATHERINE VOUTAZ	42	22.58%
CON JEFFREY L. OSTLER	11	5.91%
Total Votes Cast	186	100.00%

State Treasurer

Vote For 1

---

	TOTAL	VOTE %
REP MARLO M. OAKS	122	65.95%
DEM NEIL A HANSEN	48	25.95%
UFP MILES POMEROY	15	8.11%
Total Votes Cast	185	100.00%

State House District 29

Vote For 1

---

	TOTAL	VOTE %
REP BRIDGER BOLINDER	136	73.91%
DEM RON DRAPER	48	26.09%
Total Votes Cast	184	100.00%

State School Board 10

Vote For 1

---

	TOTAL	VOTE %
REP MATT HYMAS	127	69.78%
DEM DEBORAH L. GATRELL	55	30.22%
Total Votes Cast	182	100.00%

ST01:1

County Assessor

Vote For 1

---

	TOTAL	VOTE %
REP JOY L. PETERS	155	100.00%
Total Votes Cast	155	100.00%

County Recorder/Surveyor

Vote For 1

---

	TOTAL	VOTE %
REP JERRY M HOUGHTON	151	100.00%
Total Votes Cast	151	100.00%

County Treasurer

Vote For 1

---

	TOTAL	VOTE %
REP MICHAEL J. JENSEN	154	100.00%
Total Votes Cast	154	100.00%

MATTHEW B. DURRANT Judicial Retention

Vote For 1

---

	TOTAL	VOTE %
YES	131	79.39%
NO	34	20.61%
Total Votes Cast	165	100.00%

ST01:1

**RYAN D. TENNEY Judicial Retention**

Vote For 1

---

	TOTAL	VOTE %
YES	124	75.61%
NO	40	24.39%
Total Votes Cast	164	100.00%

**HEATHER ANNETTE BRERETON Judicial Retention**

Vote For 1

---

	TOTAL	VOTE %
YES	122	74.39%
NO	42	25.61%
Total Votes Cast	164	100.00%

**TERESA LYNN WELCH Judicial Retention**

Vote For 1

---

	TOTAL	VOTE %
YES	124	76.07%
NO	39	23.93%
Total Votes Cast	163	100.00%

**KRISTINE EDDE JOHNSON Judicial Retention**

Vote For 1

---

	TOTAL	VOTE %
YES	125	76.22%
NO	39	23.78%
Total Votes Cast	164	100.00%



ST01:1

**WILLIAM K. KENDALL Judicial Retention**

Vote For 1

---

	TOTAL	VOTE %
YES	121	74.23%
NO	42	25.77%
Total Votes Cast	163	100.00%

**LAURA S. SCOTT Judicial Retention**

Vote For 1

---

	TOTAL	VOTE %
YES	127	77.91%
NO	36	22.09%
Total Votes Cast	163	100.00%

**JAMES D. GARDNER Judicial Retention**

Vote For 1

---

	TOTAL	VOTE %
YES	129	79.63%
NO	33	20.37%
Total Votes Cast	162	100.00%

**KARA LEA PETTIT Judicial Retention**

Vote For 1

---

	TOTAL	VOTE %
YES	119	73.01%
NO	44	26.99%
Total Votes Cast	163	100.00%

ST01:1

LELAND DOUGLAS HOGAN Judicial Retention

Vote For 1

---

	TOTAL	VOTE %
YES	139	82.25%
NO	30	17.75%
Total Votes Cast	169	100.00%

TUPAKK AMARU GUSTAVO RENTERIA Judicial Retention

Vote For 1

---

	TOTAL	VOTE %
YES	120	74.07%
NO	42	25.93%
Total Votes Cast	162	100.00%

ANNETTE T. JAN Judicial Retention

Vote For 1

---

	TOTAL	VOTE %
YES	128	79.01%
NO	34	20.99%
Total Votes Cast	162	100.00%

ELIZABETH MARIE KNIGHT Judicial Retention

Vote For 1

---

	TOTAL	VOTE %
YES	129	80.12%
NO	32	19.88%
Total Votes Cast	161	100.00%

ST01:1

MONICA DIAZ Judicial Retention

Vote For 1

---

	TOTAL	VOTE %
YES	121	77.07%
NO	36	22.93%
Total Votes Cast	157	100.00%

Constitutional Amendment B

Vote For 1

---

	TOTAL	VOTE %
FOR	110	59.78%
AGAINST	74	40.22%
Total Votes Cast	184	100.00%

Constitutional Amendment C

Vote For 1

---

	TOTAL	VOTE %
FOR	163	88.11%
AGAINST	22	11.89%
Total Votes Cast	185	100.00%

ST01:2U

STATISTICS

	TOTAL
Registered Voters - Total	31
Ballots Cast - Total	24
Voter Turnout - Total	77.42%

U.S. President and Vice President

Vote For 1

	TOTAL	VOTE %
DEM HARRIS/WALZ	13	54.17%
REP TRUMP/VANCE	9	37.50%
WEST/ABDULLAH	1	4.17%
CON SKOUSEN/COMBS	1	4.17%
EVERYLOVE	0	0.00%
GRN STEIN/WARE	0	0.00%
LIB OLIVER/TER MAAT	0	0.00%
DE LA CRUZ/GARCIA	0	0.00%
Write-In: JAY J BOWMAN / DE D.	0	0.00%
Write-In: BUDDIE ARDEN WILKERSON	0	0.00%
Write-In: STEVE M. JOHNSON	0	0.00%
Write-In: ANDRE RAMON MC NEIL	0	0.00%
Write-In: PETER SONSKI / LAUREN MICHELLE ONAK	0	0.00%
Write-In: FUTURE MADAM POTUS	0	0.00%
Write-In: SHONDRA YEVETTE IRVING	0	0.00%
Write-In: Unassigned Candidates	0	0.00%
Write-In Totals	0	0.00%
Not Assigned	0	0.00%
<b>Total Votes Cast</b>	<b>24</b>	<b>100.00%</b>

ST01:2U

U.S. Senate

Vote For 1

---

	TOTAL	VOTE %
REP JOHN CURTIS	14	60.87%
DEM CAROLINE GLEICH	9	39.13%
IAP CARLTON E. BOWEN	0	0.00%
Write-In: Unassigned Candidates	0	0.00%
Write-In: LAIRD FETZER HAMBLIN	0	0.00%
Write-In Totals	0	0.00%
Not Assigned	0	0.00%
Total Votes Cast	23	100.00%

U.S. House District 2

Vote For 1

---

	TOTAL	VOTE %
REP CELESTE MALOY	14	63.64%
DEM NATHANIEL E WOODWARD	7	31.82%
CON CASSIE EASLEY	1	4.55%
TYLER MURSET	0	0.00%
Total Votes Cast	22	100.00%

ST01:2U

Governor and Lieutenant Governor

Vote For 1

---

	TOTAL	VOTE %
REP COX/HENDERSON	16	66.67%
DEM KING/CUMMINGS	7	29.17%
Write-In: PHIL LYMAN / NATALIE	1	4.17%
IAP WILLIAMS/WILLIAMS III	0	0.00%
LIB LATHAM/SHORT	0	0.00%
TOMENY/TAYLOR	0	0.00%
Write-In: Unassigned Candidates	0	0.00%
Write-In: CHARLIE TAUTUAA / SYLVIA MIERA FISK	0	0.00%
Write-In Totals	1	4.17%
Not Assigned	0	0.00%
<b>Total Votes Cast</b>	<b>24</b>	<b>100.00%</b>

Attorney General

Vote For 1

---

	TOTAL	VOTE %
REP DEREK BROWN	12	57.14%
DEM RUDY J BAUTISTA	5	23.81%
UUP MICHELLE QUIST	2	9.52%
LIB W. ANDREW MCCULLOUGH	1	4.76%
AUSTIN HEPWORTH	1	4.76%
<b>Total Votes Cast</b>	<b>21</b>	<b>100.00%</b>

ST01:2U

State Auditor

Vote For 1

---

	TOTAL	VOTE %
REP TINA CANNON	15	68.18%
DEM CATHERINE VOUTAZ	6	27.27%
CON JEFFREY L. OSTLER	1	4.55%
Total Votes Cast	22	100.00%

State Treasurer

Vote For 1

---

	TOTAL	VOTE %
REP MARLO M. OAKS	13	61.90%
DEM NEIL A HANSEN	7	33.33%
UFP MILES POMEROY	1	4.76%
Total Votes Cast	21	100.00%

State House District 29

Vote For 1

---

	TOTAL	VOTE %
REP BRIDGER BOLINDER	13	61.90%
DEM RON DRAPER	8	38.10%
Total Votes Cast	21	100.00%

State School Board 10

Vote For 1

---

	TOTAL	VOTE %
REP MATT HYMAS	16	72.73%
DEM DEBORAH L. GATRELL	6	27.27%
Total Votes Cast	22	100.00%

ST01:2U

County Assessor

Vote For 1

---

	TOTAL	VOTE %
REP JOY L. PETERS	18	100.00%
Total Votes Cast	18	100.00%

County Recorder/Surveyor

Vote For 1

---

	TOTAL	VOTE %
REP JERRY M HOUGHTON	18	100.00%
Total Votes Cast	18	100.00%

County Treasurer

Vote For 1

---

	TOTAL	VOTE %
REP MICHAEL J. JENSEN	19	100.00%
Total Votes Cast	19	100.00%

MATTHEW B. DURRANT Judicial Retention

Vote For 1

---

	TOTAL	VOTE %
YES	20	90.91%
NO	2	9.09%
Total Votes Cast	22	100.00%



ST01:2U

**RYAN D. TENNEY Judicial Retention**

Vote For 1

---

	TOTAL	VOTE %
YES	20	90.91%
NO	2	9.09%
Total Votes Cast	22	100.00%

**HEATHER ANNETTE BRERETON Judicial Retention**

Vote For 1

---

	TOTAL	VOTE %
YES	15	68.18%
NO	7	31.82%
Total Votes Cast	22	100.00%

**TERESA LYNN WELCH Judicial Retention**

Vote For 1

---

	TOTAL	VOTE %
YES	19	90.48%
NO	2	9.52%
Total Votes Cast	21	100.00%

**KRISTINE EDDE JOHNSON Judicial Retention**

Vote For 1

---

	TOTAL	VOTE %
YES	12	57.14%
NO	9	42.86%
Total Votes Cast	21	100.00%

ST01:2U

**WILLIAM K. KENDALL Judicial Retention**

Vote For 1

---

	TOTAL	VOTE %
YES	18	85.71%
NO	3	14.29%
Total Votes Cast	21	100.00%

**LAURA S. SCOTT Judicial Retention**

Vote For 1

---

	TOTAL	VOTE %
YES	19	90.48%
NO	2	9.52%
Total Votes Cast	21	100.00%

**JAMES D. GARDNER Judicial Retention**

Vote For 1

---

	TOTAL	VOTE %
YES	19	90.48%
NO	2	9.52%
Total Votes Cast	21	100.00%

**KARA LEA PETTIT Judicial Retention**

Vote For 1

---

	TOTAL	VOTE %
YES	14	66.67%
NO	7	33.33%
Total Votes Cast	21	100.00%

ST01:2U

LELAND DOUGLAS HOGAN Judicial Retention

Vote For 1

---

	TOTAL	VOTE %
YES	19	90.48%
NO	2	9.52%
Total Votes Cast	21	100.00%

TUPAKK AMARU GUSTAVO RENTERIA Judicial Retention

Vote For 1

---

	TOTAL	VOTE %
YES	19	90.48%
NO	2	9.52%
Total Votes Cast	21	100.00%

ANNETTE T. JAN Judicial Retention

Vote For 1

---

	TOTAL	VOTE %
YES	19	90.48%
NO	2	9.52%
Total Votes Cast	21	100.00%

ELIZABETH MARIE KNIGHT Judicial Retention

Vote For 1

---

	TOTAL	VOTE %
YES	19	90.48%
NO	2	9.52%
Total Votes Cast	21	100.00%

ST01:2U

MONICA DIAZ Judicial Retention

Vote For 1

---

	TOTAL	VOTE %
YES	17	85.00%
NO	3	15.00%
Total Votes Cast	20	100.00%

Constitutional Amendment B

Vote For 1

---

	TOTAL	VOTE %
FOR	13	56.52%
AGAINST	10	43.48%
Total Votes Cast	23	100.00%

Constitutional Amendment C

Vote For 1

---

	TOTAL	VOTE %
FOR	21	91.30%
AGAINST	2	8.70%
Total Votes Cast	23	100.00%

ST01:3U

STATISTICS

	TOTAL
Registered Voters - Total	40
Ballots Cast - Total	37
Voter Turnout - Total	92.50%

U.S. President and Vice President

Vote For 1

	TOTAL	VOTE %
REP TRUMP/VANCE	32	86.49%
DEM HARRIS/WALZ	4	10.81%
LIB OLIVER/TER MAAT	1	2.70%
WEST/ABDULLAH	0	0.00%
EVERYLOVE	0	0.00%
CON SKOUSEN/COMBS	0	0.00%
GRN STEIN/WARE	0	0.00%
DE LA CRUZ/GARCIA	0	0.00%
Write-In: JAY J BOWMAN / DE D.	0	0.00%
Write-In: BUDDIE ARDEN WILKERSON	0	0.00%
Write-In: STEVE M. JOHNSON	0	0.00%
Write-In: ANDRE RAMON MC NEIL	0	0.00%
Write-In: PETER SONSKI / LAUREN MICHELLE ONAK	0	0.00%
Write-In: FUTURE MADAM POTUS	0	0.00%
Write-In: SHONDRA YEVETTE IRVING	0	0.00%
Write-In: Unassigned Candidates	0	0.00%
Write-In Totals	0	0.00%
Not Assigned	0	0.00%
<b>Total Votes Cast</b>	<b>37</b>	<b>100.00%</b>

ST01:3U

U.S. Senate

Vote For 1

---

	TOTAL	VOTE %
REP JOHN CURTIS	31	86.11%
DEM CAROLINE GLEICH	4	11.11%
IAP CARLTON E. BOWEN	1	2.78%
Write-In: Unassigned Candidates	0	0.00%
Write-In: LAIRD FETZER HAMBLIN	0	0.00%
Write-In Totals	0	0.00%
Not Assigned	0	0.00%
<b>Total Votes Cast</b>	<b>36</b>	<b>100.00%</b>

U.S. House District 2

Vote For 1

---

	TOTAL	VOTE %
REP CELESTE MALOY	30	85.71%
DEM NATHANIEL E WOODWARD	5	14.29%
CON CASSIE EASLEY	0	0.00%
TYLER MURSET	0	0.00%
<b>Total Votes Cast</b>	<b>35</b>	<b>100.00%</b>

ST01:3U

Governor and Lieutenant Governor

Vote For 1

---

	TOTAL	VOTE %
REP COX/HENDERSON	30	85.71%
DEM KING/CUMMINGS	4	11.43%
Write-In: PHIL LYMAN / NATALIE	1	2.86%
IAP WILLIAMS/WILLIAMS III	0	0.00%
LIB LATHAM/SHORT	0	0.00%
TOMENY/TAYLOR	0	0.00%
Write-In: Unassigned Candidates	0	0.00%
Write-In: CHARLIE TAUTUAA / SYLVIA MIERA FISK	0	0.00%
Write-In Totals	1	2.86%
Not Assigned	0	0.00%
<b>Total Votes Cast</b>	<b>35</b>	<b>100.00%</b>

Attorney General

Vote For 1

---

	TOTAL	VOTE %
REP DEREK BROWN	28	84.85%
DEM RUDY J BAUTISTA	3	9.09%
LIB W. ANDREW MCCULLOUGH	1	3.03%
AUSTIN HEPWORTH	1	3.03%
UUP MICHELLE QUIST	0	0.00%
<b>Total Votes Cast</b>	<b>33</b>	<b>100.00%</b>

ST01:3U

State Auditor

Vote For 1

---

	TOTAL	VOTE %
REP TINA CANNON	26	81.25%
DEM CATHERINE VOUTAZ	4	12.50%
CON JEFFREY L. OSTLER	2	6.25%
Total Votes Cast	32	100.00%

State Treasurer

Vote For 1

---

	TOTAL	VOTE %
REP MARLO M. OAKS	25	80.65%
DEM NEIL A HANSEN	4	12.90%
UFP MILES POMEROY	2	6.45%
Total Votes Cast	31	100.00%

State House District 29

Vote For 1

---

	TOTAL	VOTE %
REP BRIDGER BOLINDER	27	87.10%
DEM RON DRAPER	4	12.90%
Total Votes Cast	31	100.00%

State School Board 10

Vote For 1

---

	TOTAL	VOTE %
REP MATT HYMAS	26	89.66%
DEM DEBORAH L. GATRELL	3	10.34%
Total Votes Cast	29	100.00%



ST01:3U

County Assessor

Vote For 1

---

	TOTAL	VOTE %
REP JOY L. PETERS	23	100.00%
Total Votes Cast	23	100.00%

County Recorder/Surveyor

Vote For 1

---

	TOTAL	VOTE %
REP JERRY M HOUGHTON	23	100.00%
Total Votes Cast	23	100.00%

County Treasurer

Vote For 1

---

	TOTAL	VOTE %
REP MICHAEL J. JENSEN	26	100.00%
Total Votes Cast	26	100.00%

MATTHEW B. DURRANT Judicial Retention

Vote For 1

---

	TOTAL	VOTE %
YES	22	81.48%
NO	5	18.52%
Total Votes Cast	27	100.00%

ST01:3U

**RYAN D. TENNEY Judicial Retention**

Vote For 1

---

	TOTAL	VOTE %
YES	22	81.48%
NO	5	18.52%
Total Votes Cast	27	100.00%

**HEATHER ANNETTE BRERETON Judicial Retention**

Vote For 1

---

	TOTAL	VOTE %
YES	19	70.37%
NO	8	29.63%
Total Votes Cast	27	100.00%

**TERESA LYNN WELCH Judicial Retention**

Vote For 1

---

	TOTAL	VOTE %
YES	19	70.37%
NO	8	29.63%
Total Votes Cast	27	100.00%

**KRISTINE EDDE JOHNSON Judicial Retention**

Vote For 1

---

	TOTAL	VOTE %
YES	19	70.37%
NO	8	29.63%
Total Votes Cast	27	100.00%

ST01:3U

**WILLIAM K. KENDALL Judicial Retention**

Vote For 1

---

	TOTAL	VOTE %
YES	20	74.07%
NO	7	25.93%
Total Votes Cast	27	100.00%

**LAURA S. SCOTT Judicial Retention**

Vote For 1

---

	TOTAL	VOTE %
YES	19	70.37%
NO	8	29.63%
Total Votes Cast	27	100.00%

**JAMES D. GARDNER Judicial Retention**

Vote For 1

---

	TOTAL	VOTE %
YES	21	77.78%
NO	6	22.22%
Total Votes Cast	27	100.00%

**KARA LEA PETTIT Judicial Retention**

Vote For 1

---

	TOTAL	VOTE %
YES	19	70.37%
NO	8	29.63%
Total Votes Cast	27	100.00%

ST01:3U

LELAND DOUGLAS HOGAN Judicial Retention

Vote For 1

---

	TOTAL	VOTE %
YES	22	73.33%
NO	8	26.67%
Total Votes Cast	30	100.00%

TUPAKK AMARU GUSTAVO RENTERIA Judicial Retention

Vote For 1

---

	TOTAL	VOTE %
YES	16	59.26%
NO	11	40.74%
Total Votes Cast	27	100.00%

ANNETTE T. JAN Judicial Retention

Vote For 1

---

	TOTAL	VOTE %
YES	19	70.37%
NO	8	29.63%
Total Votes Cast	27	100.00%

ELIZABETH MARIE KNIGHT Judicial Retention

Vote For 1

---

	TOTAL	VOTE %
YES	19	70.37%
NO	8	29.63%
Total Votes Cast	27	100.00%

ST01:3U

MONICA DIAZ Judicial Retention

Vote For 1

---

	TOTAL	VOTE %
YES	16	59.26%
NO	11	40.74%
Total Votes Cast	27	100.00%

Constitutional Amendment B

Vote For 1

---

	TOTAL	VOTE %
FOR	19	57.58%
AGAINST	14	42.42%
Total Votes Cast	33	100.00%

Constitutional Amendment C

Vote For 1

---

	TOTAL	VOTE %
FOR	33	91.67%
AGAINST	3	8.33%
Total Votes Cast	36	100.00%

ST02:1

STATISTICS

	TOTAL
Registered Voters - Total	138
Ballots Cast - Total	126
Voter Turnout - Total	91.30%

U.S. President and Vice President

Vote For 1

	TOTAL	VOTE %
REP TRUMP/VANCE	98	77.78%
DEM HARRIS/WALZ	21	16.67%
LIB OLIVER/TER MAAT	4	3.17%
GRN STEIN/WARE	2	1.59%
EVERYLOVE	1	0.79%
WEST/ABDULLAH	0	0.00%
CON SKOUSEN/COMBS	0	0.00%
DE LA CRUZ/GARCIA	0	0.00%
Write-In: JAY J BOWMAN / DE D.	0	0.00%
Write-In: BUDDIE ARDEN WILKERSON	0	0.00%
Write-In: STEVE M. JOHNSON	0	0.00%
Write-In: ANDRE RAMON MC NEIL	0	0.00%
Write-In: PETER SONSKI / LAUREN MICHELLE ONAK	0	0.00%
Write-In: FUTURE MADAM POTUS	0	0.00%
Write-In: SHONDRA YEVETTE IRVING	0	0.00%
Write-In: Unassigned Candidates	0	0.00%
Write-In Totals	0	0.00%
Not Assigned	0	0.00%
<b>Total Votes Cast</b>	<b>126</b>	<b>100.00%</b>

ST02:1

U.S. Senate

Vote For 1

---

	TOTAL	VOTE %
REP JOHN CURTIS	95	77.24%
IAP CARLTON E. BOWEN	14	11.38%
DEM CAROLINE GLEICH	13	10.57%
Write-In: LAIRD FETZER HAMBLIN	1	0.81%
Write-In: Unassigned Candidates	0	0.00%
Write-In Totals	1	0.81%
Not Assigned	0	0.00%
Total Votes Cast	123	100.00%

U.S. House District 2

Vote For 1

---

	TOTAL	VOTE %
REP CELESTE MALOY	90	73.17%
CON CASSIE EASLEY	15	12.20%
DEM NATHANIEL E WOODWARD	14	11.38%
TYLER MURSET	4	3.25%
Total Votes Cast	123	100.00%

ST02:1

Governor and Lieutenant Governor

Vote For 1

---

	TOTAL	VOTE %
REP COX/HENDERSON	87	69.60%
Write-In: PHIL LYMAN / NATALIE	15	12.00%
DEM KING/CUMMINGS	13	10.40%
LIB LATHAM/SHORT	4	3.20%
IAP WILLIAMS/WILLIAMS III	2	1.60%
TOMENY/TAYLOR	2	1.60%
Write-In: CHARLIE TAUTUAA / SYLVIA MIERA FISK	2	1.60%
Write-In: Unassigned Candidates	0	0.00%
Write-In Totals	17	13.60%
Not Assigned	0	0.00%
<b>Total Votes Cast</b>	<b>125</b>	<b>100.00%</b>

Attorney General

Vote For 1

---

	TOTAL	VOTE %
REP DEREK BROWN	90	76.27%
DEM RUDY J BAUTISTA	14	11.86%
LIB W. ANDREW MCCULLOUGH	7	5.93%
UUP MICHELLE QUIST	4	3.39%
AUSTIN HEPWORTH	3	2.54%
<b>Total Votes Cast</b>	<b>118</b>	<b>100.00%</b>



ST02:1

State Auditor

Vote For 1

---

	TOTAL	VOTE %
REP TINA CANNON	95	78.51%
DEM CATHERINE VOUTAZ	14	11.57%
CON JEFFREY L. OSTLER	12	9.92%
Total Votes Cast	121	100.00%

State Treasurer

Vote For 1

---

	TOTAL	VOTE %
REP MARLO M. OAKS	95	79.17%
DEM NEIL A HANSEN	14	11.67%
UFP MILES POMEROY	11	9.17%
Total Votes Cast	120	100.00%

State House District 29

Vote For 1

---

	TOTAL	VOTE %
REP BRIDGER BOLINDER	100	84.75%
DEM RON DRAPER	18	15.25%
Total Votes Cast	118	100.00%

State School Board 10

Vote For 1

---

	TOTAL	VOTE %
REP MATT HYMAS	88	75.21%
DEM DEBORAH L. GATRELL	29	24.79%
Total Votes Cast	117	100.00%

ST02:1

County Assessor

Vote For 1

---

	TOTAL	VOTE %
REP JOY L. PETERS	102	100.00%
Total Votes Cast	102	100.00%

County Recorder/Surveyor

Vote For 1

---

	TOTAL	VOTE %
REP JERRY M HOUGHTON	99	100.00%
Total Votes Cast	99	100.00%

County Treasurer

Vote For 1

---

	TOTAL	VOTE %
REP MICHAEL J. JENSEN	100	100.00%
Total Votes Cast	100	100.00%

MATTHEW B. DURRANT Judicial Retention

Vote For 1

---

	TOTAL	VOTE %
YES	70	72.92%
NO	26	27.08%
Total Votes Cast	96	100.00%

ST02:1

**RYAN D. TENNEY Judicial Retention**

Vote For 1

---

	TOTAL	VOTE %
YES	70	72.16%
NO	27	27.84%
Total Votes Cast	97	100.00%

**HEATHER ANNETTE BRERETON Judicial Retention**

Vote For 1

---

	TOTAL	VOTE %
YES	73	73.00%
NO	27	27.00%
Total Votes Cast	100	100.00%

**TERESA LYNN WELCH Judicial Retention**

Vote For 1

---

	TOTAL	VOTE %
YES	70	69.31%
NO	31	30.69%
Total Votes Cast	101	100.00%

**KRISTINE EDDE JOHNSON Judicial Retention**

Vote For 1

---

	TOTAL	VOTE %
YES	68	67.33%
NO	33	32.67%
Total Votes Cast	101	100.00%

ST02:1

**WILLIAM K. KENDALL Judicial Retention**

Vote For 1

---

	TOTAL	VOTE %
YES	74	73.27%
NO	27	26.73%
Total Votes Cast	101	100.00%

**LAURA S. SCOTT Judicial Retention**

Vote For 1

---

	TOTAL	VOTE %
YES	67	67.00%
NO	33	33.00%
Total Votes Cast	100	100.00%

**JAMES D. GARDNER Judicial Retention**

Vote For 1

---

	TOTAL	VOTE %
YES	69	69.00%
NO	31	31.00%
Total Votes Cast	100	100.00%

**KARA LEA PETTIT Judicial Retention**

Vote For 1

---

	TOTAL	VOTE %
YES	63	63.00%
NO	37	37.00%
Total Votes Cast	100	100.00%

ST02:1

LELAND DOUGLAS HOGAN Judicial Retention

Vote For 1

---

	TOTAL	VOTE %
YES	72	70.59%
NO	30	29.41%
Total Votes Cast	102	100.00%

TUPAKK AMARU GUSTAVO RENTERIA Judicial Retention

Vote For 1

---

	TOTAL	VOTE %
YES	59	59.00%
NO	41	41.00%
Total Votes Cast	100	100.00%

ANNETTE T. JAN Judicial Retention

Vote For 1

---

	TOTAL	VOTE %
YES	67	67.00%
NO	33	33.00%
Total Votes Cast	100	100.00%

ELIZABETH MARIE KNIGHT Judicial Retention

Vote For 1

---

	TOTAL	VOTE %
YES	68	68.00%
NO	32	32.00%
Total Votes Cast	100	100.00%

ST02:1

MONICA DIAZ Judicial Retention

Vote For 1

---

	TOTAL	VOTE %
YES	65	66.33%
NO	33	33.67%
Total Votes Cast	98	100.00%

Constitutional Amendment B

Vote For 1

---

	TOTAL	VOTE %
AGAINST	65	52.85%
FOR	58	47.15%
Total Votes Cast	123	100.00%

Constitutional Amendment C

Vote For 1

---

	TOTAL	VOTE %
FOR	111	88.80%
AGAINST	14	11.20%
Total Votes Cast	125	100.00%

ST02:2U

STATISTICS

	TOTAL
Registered Voters - Total	679
Ballots Cast - Total	584
Voter Turnout - Total	86.01%

U.S. President and Vice President

Vote For 1

	TOTAL	VOTE %
REP TRUMP/VANCE	495	84.91%
DEM HARRIS/WALZ	73	12.52%
Write-In: Unassigned Candidates	7	1.20%
LIB OLIVER/TER MAAT	4	0.69%
CON SKOUSEN/COMBS	2	0.34%
GRN STEIN/WARE	2	0.34%
WEST/ABDULLAH	0	0.00%
EVERYLOVE	0	0.00%
DE LA CRUZ/GARCIA	0	0.00%
Write-In: JAY J BOWMAN / DE D.	0	0.00%
Write-In: BUDDIE ARDEN WILKERSON	0	0.00%
Write-In: STEVE M. JOHNSON	0	0.00%
Write-In: ANDRE RAMON MC NEIL	0	0.00%
Write-In: PETER SONSKI / LAUREN MICHELLE ONAK	0	0.00%
Write-In: FUTURE MADAM POTUS	0	0.00%
Write-In: SHONDRA YEVETTE IRVING	0	0.00%
Write-In Totals	7	1.20%
Not Assigned	0	0.00%
<b>Total Votes Cast</b>	<b>583</b>	<b>100.00%</b>

ST02:2U

U.S. Senate

Vote For 1

---

	TOTAL	VOTE %
REP JOHN CURTIS	450	79.23%
DEM CAROLINE GLEICH	67	11.80%
IAP CARLTON E. BOWEN	48	8.45%
Write-In: Unassigned Candidates	3	0.53%
Write-In: LAIRD FETZER HAMBLIN	0	0.00%
Write-In Totals	3	0.53%
Not Assigned	0	0.00%
Total Votes Cast	568	100.00%

U.S. House District 2

Vote For 1

---

	TOTAL	VOTE %
REP CELESTE MALOY	439	78.11%
DEM NATHANIEL E WOODWARD	64	11.39%
CON CASSIE EASLEY	41	7.30%
TYLER MURSET	18	3.20%
Total Votes Cast	562	100.00%



ST02:2U

Governor and Lieutenant Governor

Vote For 1

	TOTAL	VOTE %
REP COX/HENDERSON	356	62.90%
Write-In: PHIL LYMAN / NATALIE	108	19.08%
DEM KING/CUMMINGS	59	10.42%
IAP WILLIAMS/WILLIAMS III	24	4.24%
LIB LATHAM/SHORT	14	2.47%
TOMENY/TAYLOR	5	0.88%
Write-In: Unassigned Candidates	0	0.00%
Write-In: CHARLIE TAUTUAA / SYLVIA MIERA FISK	0	0.00%
Write-In Totals	108	19.08%
Not Assigned	0	0.00%
<b>Total Votes Cast</b>	<b>566</b>	<b>100.00%</b>

Attorney General

Vote For 1

	TOTAL	VOTE %
REP DEREK BROWN	409	76.16%
DEM RUDY J BAUTISTA	64	11.92%
AUSTIN HEPWORTH	25	4.66%
LIB W. ANDREW MCCULLOUGH	22	4.10%
UUP MICHELLE QUIST	17	3.17%
<b>Total Votes Cast</b>	<b>537</b>	<b>100.00%</b>

ST02:2U

State Auditor

Vote For 1

---

	TOTAL	VOTE %
REP TINA CANNON	413	78.82%
DEM CATHERINE VOUTAZ	67	12.79%
CON JEFFREY L. OSTLER	44	8.40%
Total Votes Cast	524	100.00%

State Treasurer

Vote For 1

---

	TOTAL	VOTE %
REP MARLO M. OAKS	442	84.35%
DEM NEIL A HANSEN	63	12.02%
UFP MILES POMEROY	19	3.63%
Total Votes Cast	524	100.00%

State House District 29

Vote For 1

---

	TOTAL	VOTE %
REP BRIDGER BOLINDER	457	86.23%
DEM RON DRAPER	73	13.77%
Total Votes Cast	530	100.00%

State School Board 10

Vote For 1

---

	TOTAL	VOTE %
REP MATT HYMAS	433	81.85%
DEM DEBORAH L. GATRELL	96	18.15%
Total Votes Cast	529	100.00%

ST02:2U

County Assessor

Vote For 1

---

	TOTAL	VOTE %
REP JOY L. PETERS	440	100.00%
Total Votes Cast	440	100.00%

County Recorder/Surveyor

Vote For 1

---

	TOTAL	VOTE %
REP JERRY M HOUGHTON	434	100.00%
Total Votes Cast	434	100.00%

County Treasurer

Vote For 1

---

	TOTAL	VOTE %
REP MICHAEL J. JENSEN	438	100.00%
Total Votes Cast	438	100.00%

MATTHEW B. DURRANT Judicial Retention

Vote For 1

---

	TOTAL	VOTE %
YES	333	72.71%
NO	125	27.29%
Total Votes Cast	458	100.00%

ST02:2U

**RYAN D. TENNEY Judicial Retention**

Vote For 1

---

	TOTAL	VOTE %
YES	317	69.21%
NO	141	30.79%
Total Votes Cast	458	100.00%

**HEATHER ANNETTE BRERETON Judicial Retention**

Vote For 1

---

	TOTAL	VOTE %
YES	311	68.05%
NO	146	31.95%
Total Votes Cast	457	100.00%

**TERESA LYNN WELCH Judicial Retention**

Vote For 1

---

	TOTAL	VOTE %
YES	300	65.65%
NO	157	34.35%
Total Votes Cast	457	100.00%

**KRISTINE EDDE JOHNSON Judicial Retention**

Vote For 1

---

	TOTAL	VOTE %
YES	312	68.12%
NO	146	31.88%
Total Votes Cast	458	100.00%

ST02:2U

**WILLIAM K. KENDALL Judicial Retention**

Vote For 1

---

	TOTAL	VOTE %
YES	322	70.61%
NO	134	29.39%
Total Votes Cast	456	100.00%

**LAURA S. SCOTT Judicial Retention**

Vote For 1

---

	TOTAL	VOTE %
YES	326	71.81%
NO	128	28.19%
Total Votes Cast	454	100.00%

**JAMES D. GARDNER Judicial Retention**

Vote For 1

---

	TOTAL	VOTE %
YES	325	70.96%
NO	133	29.04%
Total Votes Cast	458	100.00%

**KARA LEA PETTIT Judicial Retention**

Vote For 1

---

	TOTAL	VOTE %
YES	299	65.57%
NO	157	34.43%
Total Votes Cast	456	100.00%

ST02:2U

LELAND DOUGLAS HOGAN Judicial Retention

Vote For 1

---

	TOTAL	VOTE %
YES	327	66.60%
NO	164	33.40%
Total Votes Cast	491	100.00%

TUPAKK AMARU GUSTAVO RENTERIA Judicial Retention

Vote For 1

---

	TOTAL	VOTE %
YES	309	68.06%
NO	145	31.94%
Total Votes Cast	454	100.00%

ANNETTE T. JAN Judicial Retention

Vote For 1

---

	TOTAL	VOTE %
YES	326	71.33%
NO	131	28.67%
Total Votes Cast	457	100.00%

ELIZABETH MARIE KNIGHT Judicial Retention

Vote For 1

---

	TOTAL	VOTE %
YES	324	71.05%
NO	132	28.95%
Total Votes Cast	456	100.00%

ST02:2U

MONICA DIAZ Judicial Retention

Vote For 1

---

	TOTAL	VOTE %
YES	318	69.74%
NO	138	30.26%
Total Votes Cast	456	100.00%

Constitutional Amendment B

Vote For 1

---

	TOTAL	VOTE %
FOR	324	59.89%
AGAINST	217	40.11%
Total Votes Cast	541	100.00%

Constitutional Amendment C

Vote For 1

---

	TOTAL	VOTE %
FOR	477	87.85%
AGAINST	66	12.15%
Total Votes Cast	543	100.00%

ST02:3U

STATISTICS

	TOTAL
Registered Voters - Total	0
Ballots Cast - Total	0
Voter Turnout - Total	0.00%

U.S. President and Vice President

Vote For 1

	TOTAL	VOTE %
WEST/ABDULLAH	0	
EVERYLOVE	0	
CON SKOUSEN/COMBS	0	
GRN STEIN/WARE	0	
REP TRUMP/VANCE	0	
LIB OLIVER/TER MAAT	0	
DEM HARRIS/WALZ	0	
DE LA CRUZ/GARCIA	0	
Write-In: JAY J BOWMAN / DE D.	0	
Write-In: BUDDIE ARDEN WILKERSON	0	
Write-In: STEVE M. JOHNSON	0	
Write-In: ANDRE RAMON MC NEIL	0	
Write-In: PETER SONSKI / LAUREN MICHELLE ONAK	0	
Write-In: FUTURE MADAM POTUS	0	
Write-In: SHONDRA YEVETTE IRVING	0	
Write-In: Unassigned Candidates	0	
Write-In Totals	0	
Not Assigned	0	
Total Votes Cast	0	



ST02:3U

U.S. Senate

Vote For 1

---

	TOTAL	VOTE %
IAP CARLTON E. BOWEN	0	
REP JOHN CURTIS	0	
DEM CAROLINE GLEICH	0	
Write-In: Unassigned Candidates	0	
Write-In: LAIRD FETZER HAMBLIN	0	
Write-In Totals	0	
Not Assigned	0	
Total Votes Cast	0	

U.S. House District 2

Vote For 1

---

	TOTAL	VOTE %
DEM NATHANIEL E WOODWARD	0	
CON CASSIE EASLEY	0	
REP CELESTE MALOY	0	
TYLER MURSET	0	
Total Votes Cast	0	

ST02:3U

Governor and Lieutenant Governor

Vote For 1

---

	TOTAL	VOTE %
REP COX/HENDERSON	0	
IAP WILLIAMS/WILLIAMS III	0	
DEM KING/CUMMINGS	0	
LIB LATHAM/SHORT	0	
TOMENY/TAYLOR	0	
Write-In: Unassigned Candidates	0	
Write-In: PHIL LYMAN / NATALIE	0	
Write-In: CHARLIE TAUTUAA / SYLVIA MIERA FISK	0	
Write-In Totals	0	
Not Assigned	0	
Total Votes Cast	0	

Attorney General

Vote For 1

---

	TOTAL	VOTE %
REP DEREK BROWN	0	
DEM RUDY J BAUTISTA	0	
LIB W. ANDREW MCCULLOUGH	0	
AUSTIN HEPWORTH	0	
UUP MICHELLE QUIST	0	
Total Votes Cast	0	

ST02:3U

State Auditor

Vote For 1

---

	TOTAL	VOTE %
REP TINA CANNON	0	
CON JEFFREY L. OSTLER	0	
DEM CATHERINE VOUTAZ	0	
Total Votes Cast	0	

State Treasurer

Vote For 1

---

	TOTAL	VOTE %
UFP MILES POMEROY	0	
REP MARLO M. OAKS	0	
DEM NEIL A HANSEN	0	
Total Votes Cast	0	

State House District 28

Vote For 1

---

	TOTAL	VOTE %
DEM FRED L BAKER	0	
REP NICHOLEEN P. PECK	0	
Total Votes Cast	0	

State School Board 10

Vote For 1

---

	TOTAL	VOTE %
DEM DEBORAH L. GATRELL	0	
REP MATT HYMAS	0	
Total Votes Cast	0	

ST02:3U

County Assessor

Vote For 1

---

	TOTAL	VOTE %
REP JOY L. PETERS	0	
Total Votes Cast	0	

County Recorder/Surveyor

Vote For 1

---

	TOTAL	VOTE %
REP JERRY M HOUGHTON	0	
Total Votes Cast	0	

County Treasurer

Vote For 1

---

	TOTAL	VOTE %
REP MICHAEL J. JENSEN	0	
Total Votes Cast	0	

Local School Board District 1

Vote For 1

---

	TOTAL	VOTE %
ROBERT (BOB) HOWARD GOWANS	0	
Total Votes Cast	0	

MATTHEW B. DURRANT Judicial Retention

Vote For 1

---

	TOTAL	VOTE %
YES	0	
NO	0	
Total Votes Cast	0	

ST02:3U

**RYAN D. TENNEY Judicial Retention**

Vote For 1

---

	TOTAL	VOTE %
YES	0	
NO	0	
Total Votes Cast	0	

**HEATHER ANNETTE BRERETON Judicial Retention**

Vote For 1

---

	TOTAL	VOTE %
YES	0	
NO	0	
Total Votes Cast	0	

**TERESA LYNN WELCH Judicial Retention**

Vote For 1

---

	TOTAL	VOTE %
YES	0	
NO	0	
Total Votes Cast	0	

**KRISTINE EDDE JOHNSON Judicial Retention**

Vote For 1

---

	TOTAL	VOTE %
YES	0	
NO	0	
Total Votes Cast	0	

ST02:3U

**WILLIAM K. KENDALL Judicial Retention**

Vote For 1

---

	TOTAL	VOTE %
YES	0	
NO	0	
Total Votes Cast	0	

---

**LAURA S. SCOTT Judicial Retention**

Vote For 1

---

	TOTAL	VOTE %
YES	0	
NO	0	
Total Votes Cast	0	

---

**JAMES D. GARDNER Judicial Retention**

Vote For 1

---

	TOTAL	VOTE %
YES	0	
NO	0	
Total Votes Cast	0	

---

**KARA LEA PETTIT Judicial Retention**

Vote For 1

---

	TOTAL	VOTE %
YES	0	
NO	0	
Total Votes Cast	0	

---

ST02:3U

LELAND DOUGLAS HOGAN Judicial Retention

Vote For 1

---

	TOTAL	VOTE %
YES	0	
NO	0	
Total Votes Cast	0	

TUPAKK AMARU GUSTAVO RENTERIA Judicial Retention

Vote For 1

---

	TOTAL	VOTE %
YES	0	
NO	0	
Total Votes Cast	0	

ANNETTE T. JAN Judicial Retention

Vote For 1

---

	TOTAL	VOTE %
YES	0	
NO	0	
Total Votes Cast	0	

ELIZABETH MARIE KNIGHT Judicial Retention

Vote For 1

---

	TOTAL	VOTE %
YES	0	
NO	0	
Total Votes Cast	0	

ST02:3U

MONICA DIAZ Judicial Retention

Vote For 1

---

	TOTAL	VOTE %
YES	0	
NO	0	
Total Votes Cast	0	

---

Constitutional Amendment B

Vote For 1

---

	TOTAL	VOTE %
FOR	0	
AGAINST	0	
Total Votes Cast	0	

---

Constitutional Amendment C

Vote For 1

---

	TOTAL	VOTE %
FOR	0	
AGAINST	0	
Total Votes Cast	0	

---



TC01

STATISTICS

	TOTAL
Registered Voters - Total	768
Ballots Cast - Total	653
Voter Turnout - Total	85.03%

U.S. President and Vice President

Vote For 1

	TOTAL	VOTE %
REP TRUMP/VANCE	412	63.98%
DEM HARRIS/WALZ	205	31.83%
LIB OLIVER/TER MAAT	10	1.55%
CON SKOUSEN/COMBS	7	1.09%
Write-In: Unassigned Candidates	5	0.78%
GRN STEIN/WARE	4	0.62%
EVERYLOVE	1	0.16%
WEST/ABDULLAH	0	0.00%
DE LA CRUZ/GARCIA	0	0.00%
Write-In: JAY J BOWMAN / DE D.	0	0.00%
Write-In: BUDDIE ARDEN WILKERSON	0	0.00%
Write-In: STEVE M. JOHNSON	0	0.00%
Write-In: ANDRE RAMON MC NEIL	0	0.00%
Write-In: PETER SONSKI / LAUREN MICHELLE ONAK	0	0.00%
Write-In: FUTURE MADAM POTUS	0	0.00%
Write-In: SHONDRA YEVETTE IRVING	0	0.00%
Write-In Totals	5	0.78%
Not Assigned	0	0.00%
<b>Total Votes Cast</b>	<b>644</b>	<b>100.00%</b>

TC01

U.S. Senate

Vote For 1

---

	TOTAL	VOTE %
REP JOHN CURTIS	430	68.36%
DEM CAROLINE GLEICH	162	25.76%
IAP CARLTON E. BOWEN	33	5.25%
Write-In: Unassigned Candidates	4	0.64%
Write-In: LAIRD FETZER HAMBLIN	0	0.00%
Write-In Totals	4	0.64%
Not Assigned	0	0.00%
Total Votes Cast	629	100.00%

U.S. House District 2

Vote For 1

---

	TOTAL	VOTE %
REP CELESTE MALOY	421	68.68%
DEM NATHANIEL E WOODWARD	152	24.80%
CON CASSIE EASLEY	27	4.40%
TYLER MURSET	13	2.12%
Total Votes Cast	613	100.00%

TC01

Governor and Lieutenant Governor

Vote For 1

---

	TOTAL	VOTE %
REP COX/HENDERSON	384	60.47%
DEM KING/CUMMINGS	135	21.26%
Write-In: PHIL LYMAN / NATALIE	62	9.76%
LIB LATHAM/SHORT	26	4.09%
IAP WILLIAMS/WILLIAMS III	19	2.99%
TOMENY/TAYLOR	8	1.26%
Write-In: Unassigned Candidates	1	0.16%
Write-In: CHARLIE TAUTUAA / SYLVIA MIERA FISK	0	0.00%
Write-In Totals	63	9.92%
Not Assigned	0	0.00%
<b>Total Votes Cast</b>	<b>635</b>	<b>100.00%</b>

Attorney General

Vote For 1

---

	TOTAL	VOTE %
REP DEREK BROWN	392	64.26%
DEM RUDY J BAUTISTA	146	23.93%
UUP MICHELLE QUIST	30	4.92%
LIB W. ANDREW MCCULLOUGH	24	3.93%
AUSTIN HEPWORTH	18	2.95%
<b>Total Votes Cast</b>	<b>610</b>	<b>100.00%</b>

TC01

State Auditor

Vote For 1

---

	TOTAL	VOTE %
REP TINA CANNON	409	68.17%
DEM CATHERINE VOUTAZ	151	25.17%
CON JEFFREY L. OSTLER	40	6.67%
Total Votes Cast	600	100.00%

State Treasurer

Vote For 1

---

	TOTAL	VOTE %
REP MARLO M. OAKS	434	72.33%
DEM NEIL A HANSEN	137	22.83%
UFP MILES POMEROY	29	4.83%
Total Votes Cast	600	100.00%

State House District 28

Vote For 1

---

	TOTAL	VOTE %
REP NICHOLEEN P. PECK	424	69.85%
DEM FRED L BAKER	183	30.15%
Total Votes Cast	607	100.00%

State School Board 10

Vote For 1

---

	TOTAL	VOTE %
REP MATT HYMAS	418	69.44%
DEM DEBORAH L. GATRELL	184	30.56%
Total Votes Cast	602	100.00%

TC01

County Council - District 1

Vote For 1

---

	TOTAL	VOTE %
REP SCOTT WARDLE	466	100.00%
Total Votes Cast	466	100.00%

County Assessor

Vote For 1

---

	TOTAL	VOTE %
REP JOY L. PETERS	450	100.00%
Total Votes Cast	450	100.00%

County Recorder/Surveyor

Vote For 1

---

	TOTAL	VOTE %
REP JERRY M HOUGHTON	456	100.00%
Total Votes Cast	456	100.00%

County Treasurer

Vote For 1

---

	TOTAL	VOTE %
REP MICHAEL J. JENSEN	456	100.00%
Total Votes Cast	456	100.00%

Local School Board District 2

Vote For 1

---

	TOTAL	VOTE %
TODD C THOMPSON	284	52.59%
JULIA HOLT	256	47.41%
Total Votes Cast	540	100.00%

TC01

**MATTHEW B. DURRANT** Judicial Retention

Vote For 1

---

	TOTAL	VOTE %
YES	418	78.28%
NO	116	21.72%
Total Votes Cast	534	100.00%

**RYAN D. TENNEY** Judicial Retention

Vote For 1

---

	TOTAL	VOTE %
YES	394	74.62%
NO	134	25.38%
Total Votes Cast	528	100.00%

**HEATHER ANNETTE BRERETON** Judicial Retention

Vote For 1

---

	TOTAL	VOTE %
YES	386	73.38%
NO	140	26.62%
Total Votes Cast	526	100.00%

**TERESA LYNN WELCH** Judicial Retention

Vote For 1

---

	TOTAL	VOTE %
YES	397	75.33%
NO	130	24.67%
Total Votes Cast	527	100.00%

TC01

**KRISTINE EDDE JOHNSON** Judicial Retention

Vote For 1

---

	TOTAL	VOTE %
YES	378	72.41%
NO	144	27.59%
Total Votes Cast	522	100.00%

**WILLIAM K. KENDALL** Judicial Retention

Vote For 1

---

	TOTAL	VOTE %
YES	398	75.95%
NO	126	24.05%
Total Votes Cast	524	100.00%

**LAURA S. SCOTT** Judicial Retention

Vote For 1

---

	TOTAL	VOTE %
YES	403	76.76%
NO	122	23.24%
Total Votes Cast	525	100.00%

**JAMES D. GARDNER** Judicial Retention

Vote For 1

---

	TOTAL	VOTE %
YES	410	77.80%
NO	117	22.20%
Total Votes Cast	527	100.00%

TC01

KARA LEA PETTIT Judicial Retention

Vote For 1

---

	TOTAL	VOTE %
YES	394	75.19%
NO	130	24.81%
Total Votes Cast	524	100.00%

LELAND DOUGLAS HOGAN Judicial Retention

Vote For 1

---

	TOTAL	VOTE %
YES	428	78.82%
NO	115	21.18%
Total Votes Cast	543	100.00%

TUPAKK AMARU GUSTAVO RENTERIA Judicial Retention

Vote For 1

---

	TOTAL	VOTE %
YES	395	75.10%
NO	131	24.90%
Total Votes Cast	526	100.00%

ANNETTE T. JAN Judicial Retention

Vote For 1

---

	TOTAL	VOTE %
YES	394	76.21%
NO	123	23.79%
Total Votes Cast	517	100.00%



TC01

**ELIZABETH MARIE KNIGHT Judicial Retention**

Vote For 1

---

	TOTAL	VOTE %
YES	402	77.46%
NO	117	22.54%
Total Votes Cast	519	100.00%

**MONICA DIAZ Judicial Retention**

Vote For 1

---

	TOTAL	VOTE %
YES	394	76.50%
NO	121	23.50%
Total Votes Cast	515	100.00%

**Constitutional Amendment B**

Vote For 1

---

	TOTAL	VOTE %
FOR	378	61.56%
AGAINST	236	38.44%
Total Votes Cast	614	100.00%

**Constitutional Amendment C**

Vote For 1

---

	TOTAL	VOTE %
FOR	520	84.01%
AGAINST	99	15.99%
Total Votes Cast	619	100.00%

TC02

STATISTICS

	TOTAL
Registered Voters - Total	602
Ballots Cast - Total	498
Voter Turnout - Total	82.72%

U.S. President and Vice President

Vote For 1

	TOTAL	VOTE %
REP TRUMP/VANCE	275	55.78%
DEM HARRIS/WALZ	200	40.57%
GRN STEIN/WARE	9	1.83%
LIB OLIVER/TER MAAT	2	0.41%
DE LA CRUZ/GARCIA	2	0.41%
Write-In: Unassigned Candidates	2	0.41%
WEST/ABDULLAH	1	0.20%
EVERYLOVE	1	0.20%
CON SKOUSEN/COMBS	1	0.20%
Write-In: JAY J BOWMAN / DE D.	0	0.00%
Write-In: BUDDIE ARDEN WILKERSON	0	0.00%
Write-In: STEVE M. JOHNSON	0	0.00%
Write-In: ANDRE RAMON MC NEIL	0	0.00%
Write-In: PETER SONSKI / LAUREN MICHELLE ONAK	0	0.00%
Write-In: FUTURE MADAM POTUS	0	0.00%
Write-In: SHONDRA YEVETTE IRVING	0	0.00%
Write-In Totals	2	0.41%
Not Assigned	0	0.00%
Total Votes Cast	493	100.00%

TC02

U.S. Senate

Vote For 1

---

	TOTAL	VOTE %
REP JOHN CURTIS	277	56.53%
DEM CAROLINE GLEICH	181	36.94%
IAP CARLTON E. BOWEN	29	5.92%
Write-In: Unassigned Candidates	3	0.61%
Write-In: LAIRD FETZER HAMBLIN	0	0.00%
Write-In Totals	3	0.61%
Not Assigned	0	0.00%
Total Votes Cast	490	100.00%

U.S. House District 2

Vote For 1

---

	TOTAL	VOTE %
REP CELESTE MALOY	274	56.96%
DEM NATHANIEL E WOODWARD	169	35.14%
CON CASSIE EASLEY	25	5.20%
TYLER MURSET	13	2.70%
Total Votes Cast	481	100.00%

TC02

Governor and Lieutenant Governor

Vote For 1

---

	TOTAL	VOTE %
REP COX/HENDERSON	267	54.60%
DEM KING/CUMMINGS	148	30.27%
Write-In: PHIL LYMAN / NATALIE	30	6.14%
LIB LATHAM/SHORT	20	4.09%
IAP WILLIAMS/WILLIAMS III	15	3.07%
TOMENY/TAYLOR	4	0.82%
Write-In: Unassigned Candidates	3	0.61%
Write-In: CHARLIE TAUTUAA / SYLVIA MIERA FISK	2	0.41%
Write-In Totals	35	7.16%
Not Assigned	0	0.00%
<b>Total Votes Cast</b>	<b>489</b>	<b>100.00%</b>

Attorney General

Vote For 1

---

	TOTAL	VOTE %
REP DEREK BROWN	256	54.70%
DEM RUDY J BAUTISTA	150	32.05%
AUSTIN HEPWORTH	25	5.34%
UUP MICHELLE QUIST	23	4.91%
LIB W. ANDREW MCCULLOUGH	14	2.99%
<b>Total Votes Cast</b>	<b>468</b>	<b>100.00%</b>

TC02

State Auditor

Vote For 1

---

	TOTAL	VOTE %
REP TINA CANNON	264	56.90%
DEM CATHERINE VOUTAZ	169	36.42%
CON JEFFREY L. OSTLER	31	6.68%
Total Votes Cast	464	100.00%

State Treasurer

Vote For 1

---

	TOTAL	VOTE %
REP MARLO M. OAKS	254	55.22%
DEM NEIL A HANSEN	173	37.61%
UFP MILES POMEROY	33	7.17%
Total Votes Cast	460	100.00%

State House District 28

Vote For 1

---

	TOTAL	VOTE %
REP NICHOLEEN P. PECK	278	59.78%
DEM FRED L BAKER	187	40.22%
Total Votes Cast	465	100.00%

State School Board 10

Vote For 1

---

	TOTAL	VOTE %
REP MATT HYMAS	270	59.08%
DEM DEBORAH L. GATRELL	187	40.92%
Total Votes Cast	457	100.00%

TC02

County Assessor

Vote For 1

---

	TOTAL	VOTE %
REP JOY L. PETERS	348	100.00%
Total Votes Cast	348	100.00%

County Recorder/Surveyor

Vote For 1

---

	TOTAL	VOTE %
REP JERRY M HOUGHTON	335	100.00%
Total Votes Cast	335	100.00%

County Treasurer

Vote For 1

---

	TOTAL	VOTE %
REP MICHAEL J. JENSEN	339	100.00%
Total Votes Cast	339	100.00%

Local School Board District 2

Vote For 1

---

	TOTAL	VOTE %
JULIA HOLT	218	51.17%
TODD C THOMPSON	208	48.83%
Total Votes Cast	426	100.00%

TC02

**MATTHEW B. DURRANT** Judicial Retention

Vote For 1

---

	TOTAL	VOTE %
YES	315	77.59%
NO	91	22.41%
Total Votes Cast	406	100.00%

**RYAN D. TENNEY** Judicial Retention

Vote For 1

---

	TOTAL	VOTE %
YES	301	72.88%
NO	112	27.12%
Total Votes Cast	413	100.00%

**HEATHER ANNETTE BRERETON** Judicial Retention

Vote For 1

---

	TOTAL	VOTE %
YES	314	76.03%
NO	99	23.97%
Total Votes Cast	413	100.00%

**TERESA LYNN WELCH** Judicial Retention

Vote For 1

---

	TOTAL	VOTE %
YES	314	76.03%
NO	99	23.97%
Total Votes Cast	413	100.00%

TC02

KRISTINE EDDE JOHNSON Judicial Retention

Vote For 1

---

	TOTAL	VOTE %
YES	307	74.51%
NO	105	25.49%
Total Votes Cast	412	100.00%

WILLIAM K. KENDALL Judicial Retention

Vote For 1

---

	TOTAL	VOTE %
YES	304	74.51%
NO	104	25.49%
Total Votes Cast	408	100.00%

LAURA S. SCOTT Judicial Retention

Vote For 1

---

	TOTAL	VOTE %
YES	322	78.16%
NO	90	21.84%
Total Votes Cast	412	100.00%

JAMES D. GARDNER Judicial Retention

Vote For 1

---

	TOTAL	VOTE %
YES	307	75.06%
NO	102	24.94%
Total Votes Cast	409	100.00%



TC02

KARA LEA PETTIT Judicial Retention

Vote For 1

---

	TOTAL	VOTE %
YES	305	74.21%
NO	106	25.79%
Total Votes Cast	411	100.00%

LELAND DOUGLAS HOGAN Judicial Retention

Vote For 1

---

	TOTAL	VOTE %
YES	320	76.56%
NO	98	23.44%
Total Votes Cast	418	100.00%

TUPAKK AMARU GUSTAVO RENTERIA Judicial Retention

Vote For 1

---

	TOTAL	VOTE %
YES	309	75.00%
NO	103	25.00%
Total Votes Cast	412	100.00%

ANNETTE T. JAN Judicial Retention

Vote For 1

---

	TOTAL	VOTE %
YES	319	78.00%
NO	90	22.00%
Total Votes Cast	409	100.00%

TC02

ELIZABETH MARIE KNIGHT Judicial Retention

Vote For 1

---

	TOTAL	VOTE %
YES	327	79.95%
NO	82	20.05%
Total Votes Cast	409	100.00%

MONICA DIAZ Judicial Retention

Vote For 1

---

	TOTAL	VOTE %
YES	321	78.29%
NO	89	21.71%
Total Votes Cast	410	100.00%

Constitutional Amendment B

Vote For 1

---

	TOTAL	VOTE %
FOR	291	62.45%
AGAINST	175	37.55%
Total Votes Cast	466	100.00%

Constitutional Amendment C

Vote For 1

---

	TOTAL	VOTE %
FOR	404	86.14%
AGAINST	65	13.86%
Total Votes Cast	469	100.00%

TC03:1

STATISTICS

	TOTAL
Registered Voters - Total	985
Ballots Cast - Total	856
Voter Turnout - Total	86.90%

U.S. President and Vice President

Vote For 1

	TOTAL	VOTE %
REP TRUMP/VANCE	553	65.06%
DEM HARRIS/WALZ	270	31.76%
Write-In: Unassigned Candidates	9	1.06%
LIB OLIVER/TER MAAT	8	0.94%
CON SKOUSEN/COMBS	4	0.47%
GRN STEIN/WARE	3	0.35%
DE LA CRUZ/GARCIA	2	0.24%
WEST/ABDULLAH	1	0.12%
EVERYLOVE	0	0.00%
Write-In: JAY J BOWMAN / DE D.	0	0.00%
Write-In: BUDDIE ARDEN WILKERSON	0	0.00%
Write-In: STEVE M. JOHNSON	0	0.00%
Write-In: ANDRE RAMON MC NEIL	0	0.00%
Write-In: PETER SONSKI / LAUREN MICHELLE ONAK	0	0.00%
Write-In: FUTURE MADAM POTUS	0	0.00%
Write-In: SHONDRA YEVETTE IRVING	0	0.00%
Write-In Totals	9	1.06%
Not Assigned	0	0.00%
Total Votes Cast	850	100.00%

TC03:1

U.S. Senate

Vote For 1

---

	TOTAL	VOTE %
REP JOHN CURTIS	546	65.47%
DEM CAROLINE GLEICH	223	26.74%
IAP CARLTON E. BOWEN	62	7.43%
Write-In: Unassigned Candidates	3	0.36%
Write-In: LAIRD FETZER HAMBLIN	0	0.00%
Write-In Totals	3	0.36%
Not Assigned	0	0.00%
Total Votes Cast	834	100.00%

U.S. House District 2

Vote For 1

---

	TOTAL	VOTE %
REP CELESTE MALOY	556	67.80%
DEM NATHANIEL E WOODWARD	225	27.44%
CON CASSIE EASLEY	27	3.29%
TYLER MURSET	12	1.46%
Total Votes Cast	820	100.00%

TC03:1

Governor and Lieutenant Governor

Vote For 1

---

	TOTAL	VOTE %
REP COX/HENDERSON	478	57.25%
DEM KING/CUMMINGS	208	24.91%
Write-In: PHIL LYMAN / NATALIE	109	13.05%
LIB LATHAM/SHORT	24	2.87%
IAP WILLIAMS/WILLIAMS III	12	1.44%
TOMENY/TAYLOR	3	0.36%
Write-In: Unassigned Candidates	1	0.12%
Write-In: CHARLIE TAUTUAA / SYLVIA MIERA FISK	0	0.00%
Write-In Totals	110	13.17%
Not Assigned	0	0.00%
<b>Total Votes Cast</b>	<b>835</b>	<b>100.00%</b>

Attorney General

Vote For 1

---

	TOTAL	VOTE %
REP DEREK BROWN	515	63.98%
DEM RUDY J BAUTISTA	216	26.83%
AUSTIN HEPWORTH	27	3.35%
UUP MICHELLE QUIST	24	2.98%
LIB W. ANDREW MCCULLOUGH	23	2.86%
<b>Total Votes Cast</b>	<b>805</b>	<b>100.00%</b>

TC03:1

State Auditor

Vote For 1

---

	TOTAL	VOTE %
REP TINA CANNON	539	67.97%
DEM CATHERINE VOUTAZ	220	27.74%
CON JEFFREY L. OSTLER	34	4.29%
Total Votes Cast	793	100.00%

State Treasurer

Vote For 1

---

	TOTAL	VOTE %
REP MARLO M. OAKS	540	68.01%
DEM NEIL A HANSEN	224	28.21%
UFP MILES POMEROY	30	3.78%
Total Votes Cast	794	100.00%

State House District 28

Vote For 1

---

	TOTAL	VOTE %
REP NICHOLEEN P. PECK	556	70.20%
DEM FRED L BAKER	236	29.80%
Total Votes Cast	792	100.00%

State School Board 10

Vote For 1

---

	TOTAL	VOTE %
REP MATT HYMAS	523	66.20%
DEM DEBORAH L. GATRELL	267	33.80%
Total Votes Cast	790	100.00%

TC03:1

County Assessor

Vote For 1

---

	TOTAL	VOTE %
REP JOY L. PETERS	640	100.00%
Total Votes Cast	640	100.00%

County Recorder/Surveyor

Vote For 1

---

	TOTAL	VOTE %
REP JERRY M HOUGHTON	633	100.00%
Total Votes Cast	633	100.00%

County Treasurer

Vote For 1

---

	TOTAL	VOTE %
REP MICHAEL J. JENSEN	647	100.00%
Total Votes Cast	647	100.00%

Local School Board District 2

Vote For 1

---

	TOTAL	VOTE %
TODD C THOMPSON	458	60.58%
JULIA HOLT	298	39.42%
Total Votes Cast	756	100.00%

TC03:1

**MATTHEW B. DURRANT Judicial Retention**

Vote For 1

---

	TOTAL	VOTE %
YES	522	76.20%
NO	163	23.80%
Total Votes Cast	685	100.00%

**RYAN D. TENNEY Judicial Retention**

Vote For 1

---

	TOTAL	VOTE %
YES	515	74.31%
NO	178	25.69%
Total Votes Cast	693	100.00%

**HEATHER ANNETTE BRERETON Judicial Retention**

Vote For 1

---

	TOTAL	VOTE %
YES	486	70.64%
NO	202	29.36%
Total Votes Cast	688	100.00%

**TERESA LYNN WELCH Judicial Retention**

Vote For 1

---

	TOTAL	VOTE %
YES	504	72.94%
NO	187	27.06%
Total Votes Cast	691	100.00%



TC03:1

**KRISTINE EDDE JOHNSON** Judicial Retention

Vote For 1

---

	TOTAL	VOTE %
YES	478	69.08%
NO	214	30.92%
Total Votes Cast	692	100.00%

**WILLIAM K. KENDALL** Judicial Retention

Vote For 1

---

	TOTAL	VOTE %
YES	497	72.34%
NO	190	27.66%
Total Votes Cast	687	100.00%

**LAURA S. SCOTT** Judicial Retention

Vote For 1

---

	TOTAL	VOTE %
YES	502	72.86%
NO	187	27.14%
Total Votes Cast	689	100.00%

**JAMES D. GARDNER** Judicial Retention

Vote For 1

---

	TOTAL	VOTE %
YES	514	74.82%
NO	173	25.18%
Total Votes Cast	687	100.00%

TC03:1

KARA LEA PETTIT Judicial Retention

Vote For 1

---

	TOTAL	VOTE %
YES	475	69.34%
NO	210	30.66%
Total Votes Cast	685	100.00%

LELAND DOUGLAS HOGAN Judicial Retention

Vote For 1

---

	TOTAL	VOTE %
YES	558	77.93%
NO	158	22.07%
Total Votes Cast	716	100.00%

TUPAKK AMARU GUSTAVO RENTERIA Judicial Retention

Vote For 1

---

	TOTAL	VOTE %
YES	495	71.64%
NO	196	28.36%
Total Votes Cast	691	100.00%

ANNETTE T. JAN Judicial Retention

Vote For 1

---

	TOTAL	VOTE %
YES	510	74.34%
NO	176	25.66%
Total Votes Cast	686	100.00%

TC03:1

**ELIZABETH MARIE KNIGHT Judicial Retention**

Vote For 1

---

	TOTAL	VOTE %
YES	513	75.33%
NO	168	24.67%
Total Votes Cast	681	100.00%

**MONICA DIAZ Judicial Retention**

Vote For 1

---

	TOTAL	VOTE %
YES	505	74.37%
NO	174	25.63%
Total Votes Cast	679	100.00%

**Constitutional Amendment B**

Vote For 1

---

	TOTAL	VOTE %
FOR	515	64.70%
AGAINST	281	35.30%
Total Votes Cast	796	100.00%

**Constitutional Amendment C**

Vote For 1

---

	TOTAL	VOTE %
FOR	676	84.61%
AGAINST	123	15.39%
Total Votes Cast	799	100.00%

TC03:2U Suppressed

STATISTICS

	TOTAL
Registered Voters - Total	15
Ballots Cast - Total	10
Voter Turnout - Total	66.67%

U.S. President and Vice President

Vote For 1

	TOTAL	VOTE %
REP TRUMP/VANCE		
Write-In: Unassigned Candidates		
WEST/ABDULLAH		
EVERYLOVE		
CON SKOUSEN/COMBS		
GRN STEIN/WARE		
LIB OLIVER/TER MAAT		
DEM HARRIS/WALZ		
DE LA CRUZ/GARCIA		
Write-In: JAY J BOWMAN / DE D.		
Write-In: BUDDIE ARDEN WILKERSON		
Write-In: STEVE M. JOHNSON		
Write-In: ANDRE RAMON MC NEIL		
Write-In: PETER SONSKI / LAUREN MICHELLE ONAK		
Write-In: FUTURE MADAM POTUS		
Write-In: SHONDRA YEVETTE IRVING		
Write-In Totals		
Not Assigned		
Total Votes Cast		

TC03:2U Suppressed

U.S. Senate

Vote For 1

---

	TOTAL	VOTE %
REP JOHN CURTIS		
IAP CARLTON E. BOWEN		
DEM CAROLINE GLEICH		
Write-In: Unassigned Candidates		
Write-In: LAIRD FETZER HAMBLIN		
Write-In Totals		
Not Assigned		
Total Votes Cast		

U.S. House District 2

Vote For 1

---

	TOTAL	VOTE %
REP CELESTE MALOY		
DEM NATHANIEL E WOODWARD		
CON CASSIE EASLEY		
TYLER MURSET		
Total Votes Cast		

TC03:2U Suppressed

Governor and Lieutenant Governor

Vote For 1

	TOTAL	VOTE %
Write-In: PHIL LYMAN / NATALIE		
TOMENY/TAYLOR		
REP COX/HENDERSON		
IAP WILLIAMS/WILLIAMS III		
DEM KING/CUMMINGS		
LIB LATHAM/SHORT		
Write-In: Unassigned Candidates		
Write-In: CHARLIE TAUTUAA / SYLVIA MIERA FISK		
Write-In Totals		
Not Assigned		
Total Votes Cast		

Attorney General

Vote For 1

	TOTAL	VOTE %
REP DEREK BROWN		
DEM RUDY J BAUTISTA		
LIB W. ANDREW MCCULLOUGH		
AUSTIN HEPWORTH		
UUP MICHELLE QUIST		
Total Votes Cast		

TC03:2U Suppressed

State Auditor

Vote For 1

---

	TOTAL	VOTE %
--	-------	--------

REP TINA CANNON

CON JEFFREY L. OSTLER

DEM CATHERINE VOUTAZ

Total Votes Cast

State Treasurer

Vote For 1

---

	TOTAL	VOTE %
--	-------	--------

REP MARLO M. OAKS

UFP MILES POMEROY

DEM NEIL A HANSEN

Total Votes Cast

State House District 28

Vote For 1

---

	TOTAL	VOTE %
--	-------	--------

REP NICHOLEEN P. PECK

DEM FRED L BAKER

Total Votes Cast

State School Board 10

Vote For 1

---

	TOTAL	VOTE %
--	-------	--------

REP MATT HYMAS

DEM DEBORAH L. GATRELL

Total Votes Cast

TC03:2U Suppressed

County Assessor

Vote For 1

---

	TOTAL	VOTE %
--	-------	--------

REP JOY L. PETERS

---

Total Votes Cast		
------------------	--	--

County Recorder/Surveyor

Vote For 1

---

	TOTAL	VOTE %
--	-------	--------

REP JERRY M HOUGHTON

---

Total Votes Cast		
------------------	--	--

County Treasurer

Vote For 1

---

	TOTAL	VOTE %
--	-------	--------

REP MICHAEL J. JENSEN

---

Total Votes Cast		
------------------	--	--

Local School Board District 2

Vote For 1

---

	TOTAL	VOTE %
--	-------	--------

JULIA HOLT

TODD C THOMPSON

---

Total Votes Cast		
------------------	--	--



TC03:2U Suppressed

**MATTHEW B. DURRANT** Judicial Retention

Vote For 1

---

	TOTAL	VOTE %
--	-------	--------

YES

NO

Total Votes Cast

**RYAN D. TENNEY** Judicial Retention

Vote For 1

---

	TOTAL	VOTE %
--	-------	--------

YES

NO

Total Votes Cast

**HEATHER ANNETTE BRERETON** Judicial Retention

Vote For 1

---

	TOTAL	VOTE %
--	-------	--------

YES

NO

Total Votes Cast

**TERESA LYNN WELCH** Judicial Retention

Vote For 1

---

	TOTAL	VOTE %
--	-------	--------

YES

NO

Total Votes Cast

TC03:2U Suppressed

**KRISTINE EDDE JOHNSON** Judicial Retention

Vote For 1

---

	TOTAL	VOTE %
--	-------	--------

YES

NO

Total Votes Cast

**WILLIAM K. KENDALL** Judicial Retention

Vote For 1

---

	TOTAL	VOTE %
--	-------	--------

YES

NO

Total Votes Cast

**LAURA S. SCOTT** Judicial Retention

Vote For 1

---

	TOTAL	VOTE %
--	-------	--------

YES

NO

Total Votes Cast

**JAMES D. GARDNER** Judicial Retention

Vote For 1

---

	TOTAL	VOTE %
--	-------	--------

YES

NO

Total Votes Cast

TC03:2U Suppressed

KARA LEA PETTIT Judicial Retention

Vote For 1

---

	TOTAL	VOTE %
--	-------	--------

YES

NO

Total Votes Cast

LELAND DOUGLAS HOGAN Judicial Retention

Vote For 1

---

	TOTAL	VOTE %
--	-------	--------

YES

NO

Total Votes Cast

TUPAKK AMARU GUSTAVO RENTERIA Judicial Retention

Vote For 1

---

	TOTAL	VOTE %
--	-------	--------

YES

NO

Total Votes Cast

ANNETTE T. JAN Judicial Retention

Vote For 1

---

	TOTAL	VOTE %
--	-------	--------

YES

NO

Total Votes Cast

TC03:2U Suppressed

ELIZABETH MARIE KNIGHT Judicial Retention

Vote For 1

---

	TOTAL	VOTE %
--	-------	--------

YES

NO

Total Votes Cast

MONICA DIAZ Judicial Retention

Vote For 1

---

	TOTAL	VOTE %
--	-------	--------

YES

NO

Total Votes Cast

Constitutional Amendment B

Vote For 1

---

	TOTAL	VOTE %
--	-------	--------

AGAINST

FOR

Total Votes Cast

Constitutional Amendment C

Vote For 1

---

	TOTAL	VOTE %
--	-------	--------

FOR

AGAINST

Total Votes Cast

TC04

STATISTICS

	TOTAL
Registered Voters - Total	772
Ballots Cast - Total	659
Voter Turnout - Total	85.36%

U.S. President and Vice President

Vote For 1

	TOTAL	VOTE %
REP TRUMP/VANCE	375	57.43%
DEM HARRIS/WALZ	255	39.05%
Write-In: Unassigned Candidates	7	1.07%
LIB OLIVER/TER MAAT	6	0.92%
GRN STEIN/WARE	3	0.46%
WEST/ABDULLAH	2	0.31%
CON SKOUSEN/COMBS	2	0.31%
DE LA CRUZ/GARCIA	2	0.31%
EVERYLOVE	1	0.15%
Write-In: JAY J BOWMAN / DE D.	0	0.00%
Write-In: BUDDIE ARDEN WILKERSON	0	0.00%
Write-In: STEVE M. JOHNSON	0	0.00%
Write-In: ANDRE RAMON MC NEIL	0	0.00%
Write-In: PETER SONSKI / LAUREN MICHELLE ONAK	0	0.00%
Write-In: FUTURE MADAM POTUS	0	0.00%
Write-In: SHONDRA YEVETTE IRVING	0	0.00%
Write-In Totals	7	1.07%
Not Assigned	0	0.00%
Total Votes Cast	653	100.00%

TC04

U.S. Senate

Vote For 1

---

	TOTAL	VOTE %
REP JOHN CURTIS	404	62.83%
DEM CAROLINE GLEICH	200	31.10%
IAP CARLTON E. BOWEN	38	5.91%
Write-In: Unassigned Candidates	1	0.16%
Write-In: LAIRD FETZER HAMBLIN	0	0.00%
Write-In Totals	1	0.16%
Not Assigned	0	0.00%
<b>Total Votes Cast</b>	<b>643</b>	<b>100.00%</b>

U.S. House District 2

Vote For 1

---

	TOTAL	VOTE %
REP CELESTE MALOY	390	61.32%
DEM NATHANIEL E WOODWARD	209	32.86%
CON CASSIE EASLEY	26	4.09%
TYLER MURSET	11	1.73%
<b>Total Votes Cast</b>	<b>636</b>	<b>100.00%</b>

TC04

Governor and Lieutenant Governor

Vote For 1

---

	TOTAL	VOTE %
REP COX/HENDERSON	371	57.61%
DEM KING/CUMMINGS	166	25.78%
Write-In: PHIL LYMAN / NATALIE	53	8.23%
LIB LATHAM/SHORT	30	4.66%
IAP WILLIAMS/WILLIAMS III	20	3.11%
TOMENY/TAYLOR	3	0.47%
Write-In: Unassigned Candidates	1	0.16%
Write-In: CHARLIE TAUTUAA / SYLVIA MIERA FISK	0	0.00%
Write-In Totals	54	8.39%
Not Assigned	0	0.00%
<b>Total Votes Cast</b>	<b>644</b>	<b>100.00%</b>

Attorney General

Vote For 1

---

	TOTAL	VOTE %
REP DEREK BROWN	368	59.16%
DEM RUDY J BAUTISTA	199	31.99%
UUP MICHELLE QUIST	27	4.34%
LIB W. ANDREW MCCULLOUGH	23	3.70%
AUSTIN HEPWORTH	5	0.80%
<b>Total Votes Cast</b>	<b>622</b>	<b>100.00%</b>

TC04

State Auditor

Vote For 1

---

	TOTAL	VOTE %
REP TINA CANNON	388	62.58%
DEM CATHERINE VOUTAZ	190	30.65%
CON JEFFREY L. OSTLER	42	6.77%
Total Votes Cast	620	100.00%

State Treasurer

Vote For 1

---

	TOTAL	VOTE %
REP MARLO M. OAKS	396	63.56%
DEM NEIL A HANSEN	191	30.66%
UFP MILES POMEROY	36	5.78%
Total Votes Cast	623	100.00%

State House District 28

Vote For 1

---

	TOTAL	VOTE %
REP NICHOLEEN P. PECK	388	62.68%
DEM FRED L BAKER	231	37.32%
Total Votes Cast	619	100.00%

State School Board 10

Vote For 1

---

	TOTAL	VOTE %
REP MATT HYMAS	372	60.88%
DEM DEBORAH L. GATRELL	239	39.12%
Total Votes Cast	611	100.00%



TC04

County Assessor

Vote For 1

---

	TOTAL	VOTE %
REP JOY L. PETERS	465	100.00%
Total Votes Cast	465	100.00%

County Recorder/Surveyor

Vote For 1

---

	TOTAL	VOTE %
REP JERRY M HOUGHTON	462	100.00%
Total Votes Cast	462	100.00%

County Treasurer

Vote For 1

---

	TOTAL	VOTE %
REP MICHAEL J. JENSEN	474	100.00%
Total Votes Cast	474	100.00%

Local School Board District 2

Vote For 1

---

	TOTAL	VOTE %
TODD C THOMPSON	351	60.62%
JULIA HOLT	228	39.38%
Total Votes Cast	579	100.00%

TC04

MATTHEW B. DURRANT Judicial Retention

Vote For 1

---

	TOTAL	VOTE %
YES	380	72.24%
NO	146	27.76%
Total Votes Cast	526	100.00%

RYAN D. TENNEY Judicial Retention

Vote For 1

---

	TOTAL	VOTE %
YES	379	71.11%
NO	154	28.89%
Total Votes Cast	533	100.00%

HEATHER ANNETTE BRERETON Judicial Retention

Vote For 1

---

	TOTAL	VOTE %
YES	378	70.92%
NO	155	29.08%
Total Votes Cast	533	100.00%

TERESA LYNN WELCH Judicial Retention

Vote For 1

---

	TOTAL	VOTE %
YES	387	72.34%
NO	148	27.66%
Total Votes Cast	535	100.00%

TC04

**KRISTINE EDDE JOHNSON Judicial Retention**

Vote For 1

---

	TOTAL	VOTE %
YES	370	69.29%
NO	164	30.71%
Total Votes Cast	534	100.00%

**WILLIAM K. KENDALL Judicial Retention**

Vote For 1

---

	TOTAL	VOTE %
YES	384	72.18%
NO	148	27.82%
Total Votes Cast	532	100.00%

**LAURA S. SCOTT Judicial Retention**

Vote For 1

---

	TOTAL	VOTE %
YES	379	71.37%
NO	152	28.63%
Total Votes Cast	531	100.00%

**JAMES D. GARDNER Judicial Retention**

Vote For 1

---

	TOTAL	VOTE %
YES	388	72.66%
NO	146	27.34%
Total Votes Cast	534	100.00%

TC04

KARA LEA PETTIT Judicial Retention

Vote For 1

---

	TOTAL	VOTE %
YES	372	69.92%
NO	160	30.08%
Total Votes Cast	532	100.00%

LELAND DOUGLAS HOGAN Judicial Retention

Vote For 1

---

	TOTAL	VOTE %
YES	400	73.53%
NO	144	26.47%
Total Votes Cast	544	100.00%

TUPAKK AMARU GUSTAVO RENTERIA Judicial Retention

Vote For 1

---

	TOTAL	VOTE %
YES	374	70.43%
NO	157	29.57%
Total Votes Cast	531	100.00%

ANNETTE T. JAN Judicial Retention

Vote For 1

---

	TOTAL	VOTE %
YES	385	72.64%
NO	145	27.36%
Total Votes Cast	530	100.00%

TC04

ELIZABETH MARIE KNIGHT Judicial Retention

Vote For 1

---

	TOTAL	VOTE %
YES	380	71.97%
NO	148	28.03%
Total Votes Cast	528	100.00%

MONICA DIAZ Judicial Retention

Vote For 1

---

	TOTAL	VOTE %
YES	378	71.59%
NO	150	28.41%
Total Votes Cast	528	100.00%

Constitutional Amendment B

Vote For 1

---

	TOTAL	VOTE %
FOR	367	59.29%
AGAINST	252	40.71%
Total Votes Cast	619	100.00%

Constitutional Amendment C

Vote For 1

---

	TOTAL	VOTE %
FOR	540	86.82%
AGAINST	82	13.18%
Total Votes Cast	622	100.00%

TC05

STATISTICS

	TOTAL
Registered Voters - Total	832
Ballots Cast - Total	651
Voter Turnout - Total	78.25%

U.S. President and Vice President

Vote For 1

	TOTAL	VOTE %
REP TRUMP/VANCE	403	62.19%
DEM HARRIS/WALZ	225	34.72%
LIB OLIVER/TER MAAT	5	0.77%
Write-In: Unassigned Candidates	5	0.77%
CON SKOUSEN/COMBS	4	0.62%
WEST/ABDULLAH	2	0.31%
GRN STEIN/WARE	2	0.31%
DE LA CRUZ/GARCIA	1	0.15%
Write-In: PETER SONSKI / LAUREN MICHELLE ONAK	1	0.15%
EVERYLOVE	0	0.00%
Write-In: JAY J BOWMAN / DE D.	0	0.00%
Write-In: BUDDIE ARDEN WILKERSON	0	0.00%
Write-In: STEVE M. JOHNSON	0	0.00%
Write-In: ANDRE RAMON MC NEIL	0	0.00%
Write-In: FUTURE MADAM POTUS	0	0.00%
Write-In: SHONDRA YEVETTE IRVING	0	0.00%
Write-In Totals	6	0.93%
Not Assigned	0	0.00%
<b>Total Votes Cast</b>	<b>648</b>	<b>100.00%</b>

TC05

U.S. Senate

Vote For 1

---

	TOTAL	VOTE %
REP JOHN CURTIS	375	59.24%
DEM CAROLINE GLEICH	213	33.65%
IAP CARLTON E. BOWEN	40	6.32%
Write-In: Unassigned Candidates	5	0.79%
Write-In: LAIRD FETZER HAMBLIN	0	0.00%
Write-In Totals	5	0.79%
Not Assigned	0	0.00%
Total Votes Cast	633	100.00%

U.S. House District 2

Vote For 1

---

	TOTAL	VOTE %
REP CELESTE MALOY	355	57.44%
DEM NATHANIEL E WOODWARD	205	33.17%
CON CASSIE EASLEY	40	6.47%
TYLER MURSET	18	2.91%
Total Votes Cast	618	100.00%

TC05

Governor and Lieutenant Governor

Vote For 1

	TOTAL	VOTE %
REP COX/HENDERSON	355	55.91%
DEM KING/CUMMINGS	185	29.13%
Write-In: PHIL LYMAN / NATALIE	54	8.50%
IAP WILLIAMS/WILLIAMS III	16	2.52%
LIB LATHAM/SHORT	16	2.52%
TOMENY/TAYLOR	4	0.63%
Write-In: CHARLIE TAUTUAA / SYLVIA MIERA FISK	4	0.63%
Write-In: Unassigned Candidates	1	0.16%
Write-In Totals	59	9.29%
Not Assigned	0	0.00%
<b>Total Votes Cast</b>	<b>635</b>	<b>100.00%</b>

Attorney General

Vote For 1

	TOTAL	VOTE %
REP DEREK BROWN	344	55.84%
DEM RUDY J BAUTISTA	191	31.01%
LIB W. ANDREW MCCULLOUGH	32	5.19%
UUP MICHELLE QUIST	29	4.71%
AUSTIN HEPWORTH	20	3.25%
<b>Total Votes Cast</b>	<b>616</b>	<b>100.00%</b>



TC05

State Auditor

Vote For 1

---

	TOTAL	VOTE %
REP TINA CANNON	349	57.12%
DEM CATHERINE VOUTAZ	208	34.04%
CON JEFFREY L. OSTLER	54	8.84%
Total Votes Cast	611	100.00%

State Treasurer

Vote For 1

---

	TOTAL	VOTE %
REP MARLO M. OAKS	360	59.60%
DEM NEIL A HANSEN	205	33.94%
UFP MILES POMEROY	39	6.46%
Total Votes Cast	604	100.00%

State House District 28

Vote For 1

---

	TOTAL	VOTE %
REP NICHOLEEN P. PECK	385	63.85%
DEM FRED L BAKER	218	36.15%
Total Votes Cast	603	100.00%

State School Board 10

Vote For 1

---

	TOTAL	VOTE %
REP MATT HYMAS	370	60.86%
DEM DEBORAH L. GATRELL	238	39.14%
Total Votes Cast	608	100.00%

TC05

County Assessor

Vote For 1

---

	TOTAL	VOTE %
REP JOY L. PETERS	472	100.00%
Total Votes Cast	472	100.00%

County Recorder/Surveyor

Vote For 1

---

	TOTAL	VOTE %
REP JERRY M HOUGHTON	467	100.00%
Total Votes Cast	467	100.00%

County Treasurer

Vote For 1

---

	TOTAL	VOTE %
REP MICHAEL J. JENSEN	484	100.00%
Total Votes Cast	484	100.00%

Local School Board District 2

Vote For 1

---

	TOTAL	VOTE %
JULIA HOLT	316	59.74%
TODD C THOMPSON	213	40.26%
Total Votes Cast	529	100.00%

TC05

**MATTHEW B. DURRANT** Judicial Retention

Vote For 1

---

	TOTAL	VOTE %
YES	388	74.33%
NO	134	25.67%
Total Votes Cast	522	100.00%

**RYAN D. TENNEY** Judicial Retention

Vote For 1

---

	TOTAL	VOTE %
YES	386	74.23%
NO	134	25.77%
Total Votes Cast	520	100.00%

**HEATHER ANNETTE BRERETON** Judicial Retention

Vote For 1

---

	TOTAL	VOTE %
YES	373	71.32%
NO	150	28.68%
Total Votes Cast	523	100.00%

**TERESA LYNN WELCH** Judicial Retention

Vote For 1

---

	TOTAL	VOTE %
YES	379	73.02%
NO	140	26.98%
Total Votes Cast	519	100.00%

TC05

KRISTINE EDDE JOHNSON Judicial Retention

Vote For 1

---

	TOTAL	VOTE %
YES	373	71.32%
NO	150	28.68%
Total Votes Cast	523	100.00%

WILLIAM K. KENDALL Judicial Retention

Vote For 1

---

	TOTAL	VOTE %
YES	376	72.17%
NO	145	27.83%
Total Votes Cast	521	100.00%

LAURA S. SCOTT Judicial Retention

Vote For 1

---

	TOTAL	VOTE %
YES	380	73.22%
NO	139	26.78%
Total Votes Cast	519	100.00%

JAMES D. GARDNER Judicial Retention

Vote For 1

---

	TOTAL	VOTE %
YES	388	74.76%
NO	131	25.24%
Total Votes Cast	519	100.00%

TC05

KARA LEA PETTIT Judicial Retention

Vote For 1

---

	TOTAL	VOTE %
YES	357	68.65%
NO	163	31.35%
Total Votes Cast	520	100.00%

LELAND DOUGLAS HOGAN Judicial Retention

Vote For 1

---

	TOTAL	VOTE %
YES	403	74.77%
NO	136	25.23%
Total Votes Cast	539	100.00%

TUPAKK AMARU GUSTAVO RENTERIA Judicial Retention

Vote For 1

---

	TOTAL	VOTE %
YES	368	70.91%
NO	151	29.09%
Total Votes Cast	519	100.00%

ANNETTE T. JAN Judicial Retention

Vote For 1

---

	TOTAL	VOTE %
YES	397	76.35%
NO	123	23.65%
Total Votes Cast	520	100.00%

TC05

ELIZABETH MARIE KNIGHT Judicial Retention

Vote For 1

---

	TOTAL	VOTE %
YES	396	75.57%
NO	128	24.43%
Total Votes Cast	524	100.00%

MONICA DIAZ Judicial Retention

Vote For 1

---

	TOTAL	VOTE %
YES	394	75.48%
NO	128	24.52%
Total Votes Cast	522	100.00%

Constitutional Amendment B

Vote For 1

---

	TOTAL	VOTE %
FOR	334	55.67%
AGAINST	266	44.33%
Total Votes Cast	600	100.00%

Constitutional Amendment C

Vote For 1

---

	TOTAL	VOTE %
FOR	532	88.23%
AGAINST	71	11.77%
Total Votes Cast	603	100.00%

TC06

STATISTICS

	TOTAL
Registered Voters - Total	889
Ballots Cast - Total	674
Voter Turnout - Total	75.82%

U.S. President and Vice President

Vote For 1

	TOTAL	VOTE %
REP TRUMP/VANCE	435	64.93%
DEM HARRIS/WALZ	209	31.19%
LIB OLIVER/TER MAAT	7	1.04%
Write-In: Unassigned Candidates	6	0.90%
CON SKOUSEN/COMBS	5	0.75%
EVERYLOVE	3	0.45%
GRN STEIN/WARE	2	0.30%
DE LA CRUZ/GARCIA	2	0.30%
Write-In: PETER SONSKI / LAUREN MICHELLE ONAK	1	0.15%
WEST/ABDULLAH	0	0.00%
Write-In: JAY J BOWMAN / DE D.	0	0.00%
Write-In: BUDDIE ARDEN WILKERSON	0	0.00%
Write-In: STEVE M. JOHNSON	0	0.00%
Write-In: ANDRE RAMON MC NEIL	0	0.00%
Write-In: FUTURE MADAM POTUS	0	0.00%
Write-In: SHONDRA YEVETTE IRVING	0	0.00%
Write-In Totals	7	1.04%
Not Assigned	0	0.00%
Total Votes Cast	670	100.00%

TC06

U.S. Senate

Vote For 1

---

	TOTAL	VOTE %
REP JOHN CURTIS	420	64.22%
DEM CAROLINE GLEICH	180	27.52%
IAP CARLTON E. BOWEN	52	7.95%
Write-In: Unassigned Candidates	2	0.31%
Write-In: LAIRD FETZER HAMBLIN	0	0.00%
Write-In Totals	2	0.31%
Not Assigned	0	0.00%
Total Votes Cast	654	100.00%

U.S. House District 2

Vote For 1

---

	TOTAL	VOTE %
REP CELESTE MALOY	402	62.52%
DEM NATHANIEL E WOODWARD	183	28.46%
CON CASSIE EASLEY	39	6.07%
TYLER MURSET	19	2.95%
Total Votes Cast	643	100.00%



TC06

Governor and Lieutenant Governor

Vote For 1

	TOTAL	VOTE %
REP COX/HENDERSON	392	59.76%
DEM KING/CUMMINGS	172	26.22%
Write-In: PHIL LYMAN / NATALIE	47	7.16%
IAP WILLIAMS/WILLIAMS III	20	3.05%
LIB LATHAM/SHORT	16	2.44%
TOMENY/TAYLOR	6	0.91%
Write-In: Unassigned Candidates	2	0.30%
Write-In: CHARLIE TAUTUAA / SYLVIA MIERA FISK	1	0.15%
Write-In Totals	50	7.62%
Not Assigned	0	0.00%
<b>Total Votes Cast</b>	<b>656</b>	<b>100.00%</b>

Attorney General

Vote For 1

	TOTAL	VOTE %
REP DEREK BROWN	394	62.24%
DEM RUDY J BAUTISTA	166	26.22%
AUSTIN HEPWORTH	29	4.58%
UUP MICHELLE QUIST	23	3.63%
LIB W. ANDREW MCCULLOUGH	21	3.32%
<b>Total Votes Cast</b>	<b>633</b>	<b>100.00%</b>

TC06

State Auditor

Vote For 1

---

	TOTAL	VOTE %
REP TINA CANNON	406	64.44%
DEM CATHERINE VOUTAZ	174	27.62%
CON JEFFREY L. OSTLER	50	7.94%
Total Votes Cast	630	100.00%

State Treasurer

Vote For 1

---

	TOTAL	VOTE %
REP MARLO M. OAKS	420	67.52%
DEM NEIL A HANSEN	171	27.49%
UFP MILES POMEROY	31	4.98%
Total Votes Cast	622	100.00%

State House District 28

Vote For 1

---

	TOTAL	VOTE %
REP NICHOLEEN P. PECK	421	68.01%
DEM FRED L BAKER	198	31.99%
Total Votes Cast	619	100.00%

State School Board 10

Vote For 1

---

	TOTAL	VOTE %
REP MATT HYMAS	396	63.87%
DEM DEBORAH L. GATRELL	224	36.13%
Total Votes Cast	620	100.00%

TC06

County Assessor

Vote For 1

---

	TOTAL	VOTE %
REP JOY L. PETERS	479	100.00%
Total Votes Cast	479	100.00%

County Recorder/Surveyor

Vote For 1

---

	TOTAL	VOTE %
REP JERRY M HOUGHTON	471	100.00%
Total Votes Cast	471	100.00%

County Treasurer

Vote For 1

---

	TOTAL	VOTE %
REP MICHAEL J. JENSEN	486	100.00%
Total Votes Cast	486	100.00%

Local School Board District 2

Vote For 1

---

	TOTAL	VOTE %
JULIA HOLT	282	52.71%
TODD C THOMPSON	253	47.29%
Total Votes Cast	535	100.00%

TC06

**MATTHEW B. DURRANT** Judicial Retention

Vote For 1

---

	TOTAL	VOTE %
YES	397	74.62%
NO	135	25.38%
Total Votes Cast	532	100.00%

**RYAN D. TENNEY** Judicial Retention

Vote For 1

---

	TOTAL	VOTE %
YES	400	75.05%
NO	133	24.95%
Total Votes Cast	533	100.00%

**HEATHER ANNETTE BRERETON** Judicial Retention

Vote For 1

---

	TOTAL	VOTE %
YES	389	73.26%
NO	142	26.74%
Total Votes Cast	531	100.00%

**TERESA LYNN WELCH** Judicial Retention

Vote For 1

---

	TOTAL	VOTE %
YES	397	74.62%
NO	135	25.38%
Total Votes Cast	532	100.00%

TC06

**KRISTINE EDDE JOHNSON** Judicial Retention

Vote For 1

---

	TOTAL	VOTE %
YES	384	73.42%
NO	139	26.58%
Total Votes Cast	523	100.00%

**WILLIAM K. KENDALL** Judicial Retention

Vote For 1

---

	TOTAL	VOTE %
YES	393	74.57%
NO	134	25.43%
Total Votes Cast	527	100.00%

**LAURA S. SCOTT** Judicial Retention

Vote For 1

---

	TOTAL	VOTE %
YES	401	76.38%
NO	124	23.62%
Total Votes Cast	525	100.00%

**JAMES D. GARDNER** Judicial Retention

Vote For 1

---

	TOTAL	VOTE %
YES	405	77.00%
NO	121	23.00%
Total Votes Cast	526	100.00%

TC06

KARA LEA PETTIT Judicial Retention

Vote For 1

---

	TOTAL	VOTE %
YES	370	70.75%
NO	153	29.25%
Total Votes Cast	523	100.00%

LELAND DOUGLAS HOGAN Judicial Retention

Vote For 1

---

	TOTAL	VOTE %
YES	409	76.16%
NO	128	23.84%
Total Votes Cast	537	100.00%

TUPAKK AMARU GUSTAVO RENTERIA Judicial Retention

Vote For 1

---

	TOTAL	VOTE %
YES	374	71.10%
NO	152	28.90%
Total Votes Cast	526	100.00%

ANNETTE T. JAN Judicial Retention

Vote For 1

---

	TOTAL	VOTE %
YES	395	74.95%
NO	132	25.05%
Total Votes Cast	527	100.00%

TC06

ELIZABETH MARIE KNIGHT Judicial Retention

Vote For 1

---

	TOTAL	VOTE %
YES	408	77.27%
NO	120	22.73%
Total Votes Cast	528	100.00%

MONICA DIAZ Judicial Retention

Vote For 1

---

	TOTAL	VOTE %
YES	387	73.86%
NO	137	26.14%
Total Votes Cast	524	100.00%

Constitutional Amendment B

Vote For 1

---

	TOTAL	VOTE %
FOR	371	60.33%
AGAINST	244	39.67%
Total Votes Cast	615	100.00%

Constitutional Amendment C

Vote For 1

---

	TOTAL	VOTE %
FOR	528	85.16%
AGAINST	92	14.84%
Total Votes Cast	620	100.00%

TC07

STATISTICS

	TOTAL
Registered Voters - Total	679
Ballots Cast - Total	507
Voter Turnout - Total	74.67%

U.S. President and Vice President

Vote For 1

	TOTAL	VOTE %
REP TRUMP/VANCE	342	67.72%
DEM HARRIS/WALZ	150	29.70%
GRN STEIN/WARE	5	0.99%
LIB OLIVER/TER MAAT	4	0.79%
EVERYLOVE	1	0.20%
CON SKOUSEN/COMBS	1	0.20%
Write-In: PETER SONSKI / LAUREN MICHELLE ONAK	1	0.20%
Write-In: Unassigned Candidates	1	0.20%
WEST/ABDULLAH	0	0.00%
DE LA CRUZ/GARCIA	0	0.00%
Write-In: JAY J BOWMAN / DE D.	0	0.00%
Write-In: BUDDIE ARDEN WILKERSON	0	0.00%
Write-In: STEVE M. JOHNSON	0	0.00%
Write-In: ANDRE RAMON MC NEIL	0	0.00%
Write-In: FUTURE MADAM POTUS	0	0.00%
Write-In: SHONDRA YEVETTE IRVING	0	0.00%
Write-In Totals	2	0.40%
Not Assigned	0	0.00%
Total Votes Cast	505	100.00%



TC07

U.S. Senate

Vote For 1

---

	TOTAL	VOTE %
REP JOHN CURTIS	303	62.35%
DEM CAROLINE GLEICH	139	28.60%
IAP CARLTON E. BOWEN	38	7.82%
Write-In: Unassigned Candidates	6	1.23%
Write-In: LAIRD FETZER HAMBLIN	0	0.00%
Write-In Totals	6	1.23%
Not Assigned	0	0.00%
Total Votes Cast	486	100.00%

U.S. House District 2

Vote For 1

---

	TOTAL	VOTE %
REP CELESTE MALOY	305	63.67%
DEM NATHANIEL E WOODWARD	131	27.35%
CON CASSIE EASLEY	36	7.52%
TYLER MURSET	7	1.46%
Total Votes Cast	479	100.00%

TC07

Governor and Lieutenant Governor

Vote For 1

---

	TOTAL	VOTE %
REP COX/HENDERSON	292	60.08%
DEM KING/CUMMINGS	122	25.10%
Write-In: PHIL LYMAN / NATALIE	35	7.20%
IAP WILLIAMS/WILLIAMS III	19	3.91%
LIB LATHAM/SHORT	14	2.88%
TOMENY/TAYLOR	3	0.62%
Write-In: Unassigned Candidates	1	0.21%
Write-In: CHARLIE TAUTUAA / SYLVIA MIERA FISK	0	0.00%
Write-In Totals	36	7.41%
Not Assigned	0	0.00%
<b>Total Votes Cast</b>	<b>486</b>	<b>100.00%</b>

Attorney General

Vote For 1

---

	TOTAL	VOTE %
REP DEREK BROWN	290	62.37%
DEM RUDY J BAUTISTA	125	26.88%
UUP MICHELLE QUIST	18	3.87%
LIB W. ANDREW MCCULLOUGH	17	3.66%
AUSTIN HEPWORTH	15	3.23%
<b>Total Votes Cast</b>	<b>465</b>	<b>100.00%</b>

TC07

State Auditor

Vote For 1

---

	TOTAL	VOTE %
REP TINA CANNON	299	65.43%
DEM CATHERINE VOUTAZ	130	28.45%
CON JEFFREY L. OSTLER	28	6.13%
Total Votes Cast	457	100.00%

State Treasurer

Vote For 1

---

	TOTAL	VOTE %
REP MARLO M. OAKS	303	66.74%
DEM NEIL A HANSEN	137	30.18%
UFP MILES POMEROY	14	3.08%
Total Votes Cast	454	100.00%

State House District 28

Vote For 1

---

	TOTAL	VOTE %
REP NICHOLEEN P. PECK	316	69.76%
DEM FRED L BAKER	137	30.24%
Total Votes Cast	453	100.00%

State School Board 10

Vote For 1

---

	TOTAL	VOTE %
REP MATT HYMAS	314	69.47%
DEM DEBORAH L. GATRELL	138	30.53%
Total Votes Cast	452	100.00%

TC07

County Assessor

Vote For 1

---

	TOTAL	VOTE %
REP JOY L. PETERS	360	100.00%
Total Votes Cast	360	100.00%

County Recorder/Surveyor

Vote For 1

---

	TOTAL	VOTE %
REP JERRY M HOUGHTON	346	100.00%
Total Votes Cast	346	100.00%

County Treasurer

Vote For 1

---

	TOTAL	VOTE %
REP MICHAEL J. JENSEN	360	100.00%
Total Votes Cast	360	100.00%

Local School Board District 3

Vote For 1

---

	TOTAL	VOTE %
SCOTT BRYAN	322	100.00%
Total Votes Cast	322	100.00%

MATTHEW B. DURRANT Judicial Retention

Vote For 1

---

	TOTAL	VOTE %
YES	293	74.18%
NO	102	25.82%
Total Votes Cast	395	100.00%

TC07

**RYAN D. TENNEY Judicial Retention**

Vote For 1

---

	TOTAL	VOTE %
YES	296	74.56%
NO	101	25.44%
Total Votes Cast	397	100.00%

**HEATHER ANNETTE BRERETON Judicial Retention**

Vote For 1

---

	TOTAL	VOTE %
YES	286	72.04%
NO	111	27.96%
Total Votes Cast	397	100.00%

**TERESA LYNN WELCH Judicial Retention**

Vote For 1

---

	TOTAL	VOTE %
YES	288	72.54%
NO	109	27.46%
Total Votes Cast	397	100.00%

**KRISTINE EDDE JOHNSON Judicial Retention**

Vote For 1

---

	TOTAL	VOTE %
YES	272	69.04%
NO	122	30.96%
Total Votes Cast	394	100.00%

TC07

**WILLIAM K. KENDALL Judicial Retention**

Vote For 1

---

	TOTAL	VOTE %
YES	289	72.98%
NO	107	27.02%
Total Votes Cast	396	100.00%

**LAURA S. SCOTT Judicial Retention**

Vote For 1

---

	TOTAL	VOTE %
YES	302	76.65%
NO	92	23.35%
Total Votes Cast	394	100.00%

**JAMES D. GARDNER Judicial Retention**

Vote For 1

---

	TOTAL	VOTE %
YES	283	72.19%
NO	109	27.81%
Total Votes Cast	392	100.00%

**KARA LEA PETTIT Judicial Retention**

Vote For 1

---

	TOTAL	VOTE %
YES	259	66.58%
NO	130	33.42%
Total Votes Cast	389	100.00%

TC07

LELAND DOUGLAS HOGAN Judicial Retention

Vote For 1

---

	TOTAL	VOTE %
YES	297	74.25%
NO	103	25.75%
Total Votes Cast	400	100.00%

TUPAKK AMARU GUSTAVO RENTERIA Judicial Retention

Vote For 1

---

	TOTAL	VOTE %
YES	272	69.74%
NO	118	30.26%
Total Votes Cast	390	100.00%

ANNETTE T. JAN Judicial Retention

Vote For 1

---

	TOTAL	VOTE %
YES	287	73.59%
NO	103	26.41%
Total Votes Cast	390	100.00%

ELIZABETH MARIE KNIGHT Judicial Retention

Vote For 1

---

	TOTAL	VOTE %
YES	303	76.90%
NO	91	23.10%
Total Votes Cast	394	100.00%

TC07

MONICA DIAZ Judicial Retention

Vote For 1

---

	TOTAL	VOTE %
YES	287	74.16%
NO	100	25.84%
Total Votes Cast	387	100.00%

Constitutional Amendment B

Vote For 1

---

	TOTAL	VOTE %
FOR	260	56.28%
AGAINST	202	43.72%
Total Votes Cast	462	100.00%

Constitutional Amendment C

Vote For 1

---

	TOTAL	VOTE %
FOR	407	88.29%
AGAINST	54	11.71%
Total Votes Cast	461	100.00%



TC08

STATISTICS

	TOTAL
Registered Voters - Total	690
Ballots Cast - Total	541
Voter Turnout - Total	78.41%

U.S. President and Vice President

Vote For 1

	TOTAL	VOTE %
REP TRUMP/VANCE	334	61.85%
DEM HARRIS/WALZ	193	35.74%
Write-In: Unassigned Candidates	4	0.74%
GRN STEIN/WARE	3	0.56%
LIB OLIVER/TER MAAT	3	0.56%
EVERYLOVE	2	0.37%
DE LA CRUZ/GARCIA	1	0.19%
WEST/ABDULLAH	0	0.00%
CON SKOUSEN/COMBS	0	0.00%
Write-In: JAY J BOWMAN / DE D.	0	0.00%
Write-In: BUDDIE ARDEN WILKERSON	0	0.00%
Write-In: STEVE M. JOHNSON	0	0.00%
Write-In: ANDRE RAMON MC NEIL	0	0.00%
Write-In: PETER SONSKI / LAUREN MICHELLE ONAK	0	0.00%
Write-In: FUTURE MADAM POTUS	0	0.00%
Write-In: SHONDRA YEVETTE IRVING	0	0.00%
Write-In Totals	4	0.74%
Not Assigned	0	0.00%
Total Votes Cast	540	100.00%

TC08

U.S. Senate

Vote For 1

---

	TOTAL	VOTE %
REP JOHN CURTIS	329	62.55%
DEM CAROLINE GLEICH	168	31.94%
IAP CARLTON E. BOWEN	28	5.32%
Write-In: Unassigned Candidates	1	0.19%
Write-In: LAIRD FETZER HAMBLIN	0	0.00%
Write-In Totals	1	0.19%
Not Assigned	0	0.00%
Total Votes Cast	526	100.00%

U.S. House District 2

Vote For 1

---

	TOTAL	VOTE %
REP CELESTE MALOY	324	62.31%
DEM NATHANIEL E WOODWARD	157	30.19%
CON CASSIE EASLEY	31	5.96%
TYLER MURSET	8	1.54%
Total Votes Cast	520	100.00%

TC08

Governor and Lieutenant Governor

Vote For 1

---

	TOTAL	VOTE %
REP COX/HENDERSON	292	54.99%
DEM KING/CUMMINGS	146	27.50%
Write-In: PHIL LYMAN / NATALIE	45	8.47%
LIB LATHAM/SHORT	24	4.52%
IAP WILLIAMS/WILLIAMS III	16	3.01%
TOMENY/TAYLOR	6	1.13%
Write-In: Unassigned Candidates	1	0.19%
Write-In: CHARLIE TAUTUAA / SYLVIA MIERA FISK	1	0.19%
Write-In Totals	47	8.85%
Not Assigned	0	0.00%
Total Votes Cast	531	100.00%

Attorney General

Vote For 1

---

	TOTAL	VOTE %
REP DEREK BROWN	298	57.98%
DEM RUDY J BAUTISTA	158	30.74%
UUP MICHELLE QUIST	21	4.09%
AUSTIN HEPWORTH	19	3.70%
LIB W. ANDREW MCCULLOUGH	18	3.50%
Total Votes Cast	514	100.00%

TC08

State Auditor

Vote For 1

---

	TOTAL	VOTE %
REP TINA CANNON	325	64.10%
DEM CATHERINE VOUTAZ	160	31.56%
CON JEFFREY L. OSTLER	22	4.34%
Total Votes Cast	507	100.00%

State Treasurer

Vote For 1

---

	TOTAL	VOTE %
REP MARLO M. OAKS	321	63.19%
DEM NEIL A HANSEN	164	32.28%
UFP MILES POMEROY	23	4.53%
Total Votes Cast	508	100.00%

State House District 28

Vote For 1

---

	TOTAL	VOTE %
REP NICHOLEEN P. PECK	334	65.75%
DEM FRED L BAKER	174	34.25%
Total Votes Cast	508	100.00%

State School Board 10

Vote For 1

---

	TOTAL	VOTE %
REP MATT HYMAS	320	62.99%
DEM DEBORAH L. GATRELL	188	37.01%
Total Votes Cast	508	100.00%

TC08

County Assessor

Vote For 1

---

	TOTAL	VOTE %
REP JOY L. PETERS	382	100.00%
Total Votes Cast	382	100.00%

County Recorder/Surveyor

Vote For 1

---

	TOTAL	VOTE %
REP JERRY M HOUGHTON	379	100.00%
Total Votes Cast	379	100.00%

County Treasurer

Vote For 1

---

	TOTAL	VOTE %
REP MICHAEL J. JENSEN	391	100.00%
Total Votes Cast	391	100.00%

Local School Board District 2

Vote For 1

---

	TOTAL	VOTE %
JULIA HOLT	255	55.19%
TODD C THOMPSON	207	44.81%
Total Votes Cast	462	100.00%

TC08

**MATTHEW B. DURRANT Judicial Retention**

Vote For 1

---

	TOTAL	VOTE %
YES	337	75.06%
NO	112	24.94%
Total Votes Cast	449	100.00%

**RYAN D. TENNEY Judicial Retention**

Vote For 1

---

	TOTAL	VOTE %
YES	334	72.93%
NO	124	27.07%
Total Votes Cast	458	100.00%

**HEATHER ANNETTE BRERETON Judicial Retention**

Vote For 1

---

	TOTAL	VOTE %
YES	331	72.43%
NO	126	27.57%
Total Votes Cast	457	100.00%

**TERESA LYNN WELCH Judicial Retention**

Vote For 1

---

	TOTAL	VOTE %
YES	344	75.44%
NO	112	24.56%
Total Votes Cast	456	100.00%

TC08

**KRISTINE EDDE JOHNSON Judicial Retention**

Vote For 1

---

	TOTAL	VOTE %
YES	320	70.64%
NO	133	29.36%
Total Votes Cast	453	100.00%

**WILLIAM K. KENDALL Judicial Retention**

Vote For 1

---

	TOTAL	VOTE %
YES	330	72.37%
NO	126	27.63%
Total Votes Cast	456	100.00%

**LAURA S. SCOTT Judicial Retention**

Vote For 1

---

	TOTAL	VOTE %
YES	332	73.29%
NO	121	26.71%
Total Votes Cast	453	100.00%

**JAMES D. GARDNER Judicial Retention**

Vote For 1

---

	TOTAL	VOTE %
YES	334	73.57%
NO	120	26.43%
Total Votes Cast	454	100.00%

TC08

KARA LEA PETTIT Judicial Retention

Vote For 1

---

	TOTAL	VOTE %
YES	325	71.74%
NO	128	28.26%
Total Votes Cast	453	100.00%

LELAND DOUGLAS HOGAN Judicial Retention

Vote For 1

---

	TOTAL	VOTE %
YES	352	76.19%
NO	110	23.81%
Total Votes Cast	462	100.00%

TUPAKK AMARU GUSTAVO RENTERIA Judicial Retention

Vote For 1

---

	TOTAL	VOTE %
YES	326	72.12%
NO	126	27.88%
Total Votes Cast	452	100.00%

ANNETTE T. JAN Judicial Retention

Vote For 1

---

	TOTAL	VOTE %
YES	335	74.28%
NO	116	25.72%
Total Votes Cast	451	100.00%



TC08

**ELIZABETH MARIE KNIGHT Judicial Retention**

Vote For 1

---

	TOTAL	VOTE %
YES	338	74.94%
NO	113	25.06%
Total Votes Cast	451	100.00%

**MONICA DIAZ Judicial Retention**

Vote For 1

---

	TOTAL	VOTE %
YES	336	75.00%
NO	112	25.00%
Total Votes Cast	448	100.00%

**Constitutional Amendment B**

Vote For 1

---

	TOTAL	VOTE %
FOR	306	59.88%
AGAINST	205	40.12%
Total Votes Cast	511	100.00%

**Constitutional Amendment C**

Vote For 1

---

	TOTAL	VOTE %
FOR	451	87.74%
AGAINST	63	12.26%
Total Votes Cast	514	100.00%

TC09

STATISTICS

	TOTAL
Registered Voters - Total	836
Ballots Cast - Total	674
Voter Turnout - Total	80.62%

U.S. President and Vice President

Vote For 1

	TOTAL	VOTE %
REP TRUMP/VANCE	425	63.24%
DEM HARRIS/WALZ	211	31.40%
Write-In: Unassigned Candidates	16	2.38%
LIB OLIVER/TER MAAT	9	1.34%
GRN STEIN/WARE	4	0.60%
WEST/ABDULLAH	2	0.30%
EVERYLOVE	2	0.30%
DE LA CRUZ/GARCIA	2	0.30%
Write-In: PETER SONSKI / LAUREN MICHELLE ONAK	1	0.15%
CON SKOUSEN/COMBS	0	0.00%
Write-In: JAY J BOWMAN / DE D.	0	0.00%
Write-In: BUDDIE ARDEN WILKERSON	0	0.00%
Write-In: STEVE M. JOHNSON	0	0.00%
Write-In: ANDRE RAMON MC NEIL	0	0.00%
Write-In: FUTURE MADAM POTUS	0	0.00%
Write-In: SHONDRA YEVETTE IRVING	0	0.00%
Write-In Totals	17	2.53%
Not Assigned	0	0.00%
<b>Total Votes Cast</b>	<b>672</b>	<b>100.00%</b>

TC09

U.S. Senate

Vote For 1

---

	TOTAL	VOTE %
REP JOHN CURTIS	398	61.14%
DEM CAROLINE GLEICH	189	29.03%
IAP CARLTON E. BOWEN	59	9.06%
Write-In: Unassigned Candidates	4	0.61%
Write-In: LAIRD FETZER HAMBLIN	1	0.15%
Write-In Totals	5	0.77%
Not Assigned	0	0.00%
<b>Total Votes Cast</b>	<b>651</b>	<b>100.00%</b>

U.S. House District 2

Vote For 1

---

	TOTAL	VOTE %
REP CELESTE MALOY	398	62.38%
DEM NATHANIEL E WOODWARD	169	26.49%
CON CASSIE EASLEY	49	7.68%
TYLER MURSET	22	3.45%
<b>Total Votes Cast</b>	<b>638</b>	<b>100.00%</b>

TC09

Governor and Lieutenant Governor

Vote For 1

---

	TOTAL	VOTE %
REP COX/HENDERSON	376	57.40%
DEM KING/CUMMINGS	160	24.43%
Write-In: PHIL LYMAN / NATALIE	75	11.45%
IAP WILLIAMS/WILLIAMS III	23	3.51%
LIB LATHAM/SHORT	12	1.83%
TOMENY/TAYLOR	6	0.92%
Write-In: Unassigned Candidates	3	0.46%
Write-In: CHARLIE TAUTUAA / SYLVIA MIERA FISK	0	0.00%
Write-In Totals	78	11.91%
Not Assigned	0	0.00%
<b>Total Votes Cast</b>	<b>655</b>	<b>100.00%</b>

Attorney General

Vote For 1

---

	TOTAL	VOTE %
REP DEREK BROWN	385	60.73%
DEM RUDY J BAUTISTA	164	25.87%
UUP MICHELLE QUIST	30	4.73%
AUSTIN HEPWORTH	28	4.42%
LIB W. ANDREW MCCULLOUGH	27	4.26%
<b>Total Votes Cast</b>	<b>634</b>	<b>100.00%</b>

TC09

State Auditor

Vote For 1

---

	TOTAL	VOTE %
REP TINA CANNON	400	63.69%
DEM CATHERINE VOUTAZ	178	28.34%
CON JEFFREY L. OSTLER	50	7.96%
Total Votes Cast	628	100.00%

State Treasurer

Vote For 1

---

	TOTAL	VOTE %
REP MARLO M. OAKS	424	67.52%
DEM NEIL A HANSEN	161	25.64%
UFP MILES POMEROY	43	6.85%
Total Votes Cast	628	100.00%

State House District 28

Vote For 1

---

	TOTAL	VOTE %
REP NICHOLEEN P. PECK	389	62.04%
DEM FRED L BAKER	238	37.96%
Total Votes Cast	627	100.00%

State School Board 10

Vote For 1

---

	TOTAL	VOTE %
REP MATT HYMAS	411	65.55%
DEM DEBORAH L. GATRELL	216	34.45%
Total Votes Cast	627	100.00%

TC09

County Council - District 3

Vote For 1

---

	TOTAL	VOTE %
REP TYE L HOFFMANN	459	100.00%
Total Votes Cast	459	100.00%

County Assessor

Vote For 1

---

	TOTAL	VOTE %
REP JOY L. PETERS	462	100.00%
Total Votes Cast	462	100.00%

County Recorder/Surveyor

Vote For 1

---

	TOTAL	VOTE %
REP JERRY M HOUGHTON	449	100.00%
Total Votes Cast	449	100.00%

County Treasurer

Vote For 1

---

	TOTAL	VOTE %
REP MICHAEL J. JENSEN	459	100.00%
Total Votes Cast	459	100.00%

Local School Board District 3

Vote For 1

---

	TOTAL	VOTE %
SCOTT BRYAN	413	100.00%
Total Votes Cast	413	100.00%

TC09

**MATTHEW B. DURRANT Judicial Retention**

Vote For 1

---

	TOTAL	VOTE %
YES	392	72.19%
NO	151	27.81%
Total Votes Cast	543	100.00%

**RYAN D. TENNEY Judicial Retention**

Vote For 1

---

	TOTAL	VOTE %
YES	394	72.56%
NO	149	27.44%
Total Votes Cast	543	100.00%

**HEATHER ANNETTE BRERETON Judicial Retention**

Vote For 1

---

	TOTAL	VOTE %
YES	378	69.49%
NO	166	30.51%
Total Votes Cast	544	100.00%

**TERESA LYNN WELCH Judicial Retention**

Vote For 1

---

	TOTAL	VOTE %
YES	394	72.29%
NO	151	27.71%
Total Votes Cast	545	100.00%

TC09

**KRISTINE EDDE JOHNSON** Judicial Retention

Vote For 1

---

	TOTAL	VOTE %
YES	384	70.46%
NO	161	29.54%
Total Votes Cast	545	100.00%

**WILLIAM K. KENDALL** Judicial Retention

Vote For 1

---

	TOTAL	VOTE %
YES	391	72.27%
NO	150	27.73%
Total Votes Cast	541	100.00%

**LAURA S. SCOTT** Judicial Retention

Vote For 1

---

	TOTAL	VOTE %
YES	388	71.32%
NO	156	28.68%
Total Votes Cast	544	100.00%

**JAMES D. GARDNER** Judicial Retention

Vote For 1

---

	TOTAL	VOTE %
YES	392	72.06%
NO	152	27.94%
Total Votes Cast	544	100.00%



TC09

KARA LEA PETTIT Judicial Retention

Vote For 1

---

	TOTAL	VOTE %
YES	372	68.89%
NO	168	31.11%
Total Votes Cast	540	100.00%

LELAND DOUGLAS HOGAN Judicial Retention

Vote For 1

---

	TOTAL	VOTE %
YES	396	72.26%
NO	152	27.74%
Total Votes Cast	548	100.00%

TUPAKK AMARU GUSTAVO RENTERIA Judicial Retention

Vote For 1

---

	TOTAL	VOTE %
YES	392	71.93%
NO	153	28.07%
Total Votes Cast	545	100.00%

ANNETTE T. JAN Judicial Retention

Vote For 1

---

	TOTAL	VOTE %
YES	388	72.52%
NO	147	27.48%
Total Votes Cast	535	100.00%

TC09

ELIZABETH MARIE KNIGHT Judicial Retention

Vote For 1

---

	TOTAL	VOTE %
YES	393	73.32%
NO	143	26.68%
Total Votes Cast	536	100.00%

MONICA DIAZ Judicial Retention

Vote For 1

---

	TOTAL	VOTE %
YES	398	74.67%
NO	135	25.33%
Total Votes Cast	533	100.00%

Constitutional Amendment B

Vote For 1

---

	TOTAL	VOTE %
FOR	399	64.15%
AGAINST	223	35.85%
Total Votes Cast	622	100.00%

Constitutional Amendment C

Vote For 1

---

	TOTAL	VOTE %
FOR	541	86.70%
AGAINST	83	13.30%
Total Votes Cast	624	100.00%

TC10

STATISTICS

	TOTAL
Registered Voters - Total	838
Ballots Cast - Total	706
Voter Turnout - Total	84.25%

U.S. President and Vice President

Vote For 1

	TOTAL	VOTE %
REP TRUMP/VANCE	436	62.29%
DEM HARRIS/WALZ	247	35.29%
LIB OLIVER/TER MAAT	7	1.00%
Write-In: Unassigned Candidates	4	0.57%
EVERYLOVE	3	0.43%
DE LA CRUZ/GARCIA	2	0.29%
CON SKOUSEN/COMBS	1	0.14%
WEST/ABDULLAH	0	0.00%
GRN STEIN/WARE	0	0.00%
Write-In: JAY J BOWMAN / DE D.	0	0.00%
Write-In: BUDDIE ARDEN WILKERSON	0	0.00%
Write-In: STEVE M. JOHNSON	0	0.00%
Write-In: ANDRE RAMON MC NEIL	0	0.00%
Write-In: PETER SONSKI / LAUREN MICHELLE ONAK	0	0.00%
Write-In: FUTURE MADAM POTUS	0	0.00%
Write-In: SHONDRA YEVETTE IRVING	0	0.00%
Write-In Totals	4	0.57%
Not Assigned	0	0.00%
Total Votes Cast	700	100.00%

TC10

U.S. Senate

Vote For 1

---

	TOTAL	VOTE %
REP JOHN CURTIS	440	64.52%
DEM CAROLINE GLEICH	197	28.89%
IAP CARLTON E. BOWEN	42	6.16%
Write-In: Unassigned Candidates	3	0.44%
Write-In: LAIRD FETZER HAMBLIN	0	0.00%
Write-In Totals	3	0.44%
Not Assigned	0	0.00%
Total Votes Cast	682	100.00%

U.S. House District 2

Vote For 1

---

	TOTAL	VOTE %
REP CELESTE MALOY	413	62.20%
DEM NATHANIEL E WOODWARD	203	30.57%
CON CASSIE EASLEY	37	5.57%
TYLER MURSET	11	1.66%
Total Votes Cast	664	100.00%

TC10

Governor and Lieutenant Governor

Vote For 1

---

	TOTAL	VOTE %
REP COX/HENDERSON	403	59.88%
DEM KING/CUMMINGS	164	24.37%
Write-In: PHIL LYMAN / NATALIE	64	9.51%
LIB LATHAM/SHORT	19	2.82%
IAP WILLIAMS/WILLIAMS III	14	2.08%
TOMENY/TAYLOR	6	0.89%
Write-In: Unassigned Candidates	2	0.30%
Write-In: CHARLIE TAUTUAA / SYLVIA MIERA FISK	1	0.15%
Write-In Totals	67	9.96%
Not Assigned	0	0.00%
<b>Total Votes Cast</b>	<b>673</b>	<b>100.00%</b>

Attorney General

Vote For 1

---

	TOTAL	VOTE %
REP DEREK BROWN	401	61.41%
DEM RUDY J BAUTISTA	172	26.34%
UUP MICHELLE QUIST	34	5.21%
LIB W. ANDREW MCCULLOUGH	27	4.13%
AUSTIN HEPWORTH	19	2.91%
<b>Total Votes Cast</b>	<b>653</b>	<b>100.00%</b>

TC10

State Auditor

Vote For 1

---

	TOTAL	VOTE %
REP TINA CANNON	418	65.11%
DEM CATHERINE VOUTAZ	187	29.13%
CON JEFFREY L. OSTLER	37	5.76%
Total Votes Cast	642	100.00%

State Treasurer

Vote For 1

---

	TOTAL	VOTE %
REP MARLO M. OAKS	437	67.65%
DEM NEIL A HANSEN	186	28.79%
UFP MILES POMEROY	23	3.56%
Total Votes Cast	646	100.00%

State House District 28

Vote For 1

---

	TOTAL	VOTE %
REP NICHOLEEN P. PECK	439	68.92%
DEM FRED L BAKER	198	31.08%
Total Votes Cast	637	100.00%

State School Board 10

Vote For 1

---

	TOTAL	VOTE %
REP MATT HYMAS	410	64.57%
DEM DEBORAH L. GATRELL	225	35.43%
Total Votes Cast	635	100.00%

TC10

County Council - District 3

Vote For 1

---

	TOTAL	VOTE %
REP TYE L HOFFMANN	480	100.00%
Total Votes Cast	480	100.00%

County Assessor

Vote For 1

---

	TOTAL	VOTE %
REP JOY L. PETERS	479	100.00%
Total Votes Cast	479	100.00%

County Recorder/Surveyor

Vote For 1

---

	TOTAL	VOTE %
REP JERRY M HOUGHTON	466	100.00%
Total Votes Cast	466	100.00%

County Treasurer

Vote For 1

---

	TOTAL	VOTE %
REP MICHAEL J. JENSEN	476	100.00%
Total Votes Cast	476	100.00%

Local School Board District 3

Vote For 1

---

	TOTAL	VOTE %
SCOTT BRYAN	434	100.00%
Total Votes Cast	434	100.00%

TC10

MATTHEW B. DURRANT Judicial Retention

Vote For 1

---

	TOTAL	VOTE %
YES	419	74.29%
NO	145	25.71%
Total Votes Cast	564	100.00%

RYAN D. TENNEY Judicial Retention

Vote For 1

---

	TOTAL	VOTE %
YES	405	72.58%
NO	153	27.42%
Total Votes Cast	558	100.00%

HEATHER ANNETTE BRERETON Judicial Retention

Vote For 1

---

	TOTAL	VOTE %
YES	406	72.50%
NO	154	27.50%
Total Votes Cast	560	100.00%

TERESA LYNN WELCH Judicial Retention

Vote For 1

---

	TOTAL	VOTE %
YES	425	75.22%
NO	140	24.78%
Total Votes Cast	565	100.00%



TC10

KRISTINE EDDE JOHNSON Judicial Retention

Vote For 1

---

	TOTAL	VOTE %
YES	406	72.24%
NO	156	27.76%
Total Votes Cast	562	100.00%

WILLIAM K. KENDALL Judicial Retention

Vote For 1

---

	TOTAL	VOTE %
YES	410	73.08%
NO	151	26.92%
Total Votes Cast	561	100.00%

LAURA S. SCOTT Judicial Retention

Vote For 1

---

	TOTAL	VOTE %
YES	426	75.53%
NO	138	24.47%
Total Votes Cast	564	100.00%

JAMES D. GARDNER Judicial Retention

Vote For 1

---

	TOTAL	VOTE %
YES	412	73.97%
NO	145	26.03%
Total Votes Cast	557	100.00%

TC10

KARA LEA PETTIT Judicial Retention

Vote For 1

---

	TOTAL	VOTE %
YES	395	70.54%
NO	165	29.46%
Total Votes Cast	560	100.00%

LELAND DOUGLAS HOGAN Judicial Retention

Vote For 1

---

	TOTAL	VOTE %
YES	418	73.59%
NO	150	26.41%
Total Votes Cast	568	100.00%

TUPAKK AMARU GUSTAVO RENTERIA Judicial Retention

Vote For 1

---

	TOTAL	VOTE %
YES	407	72.16%
NO	157	27.84%
Total Votes Cast	564	100.00%

ANNETTE T. JAN Judicial Retention

Vote For 1

---

	TOTAL	VOTE %
YES	419	76.32%
NO	130	23.68%
Total Votes Cast	549	100.00%

TC10

ELIZABETH MARIE KNIGHT Judicial Retention

Vote For 1

---

	TOTAL	VOTE %
YES	433	78.30%
NO	120	21.70%
Total Votes Cast	553	100.00%

MONICA DIAZ Judicial Retention

Vote For 1

---

	TOTAL	VOTE %
YES	409	73.96%
NO	144	26.04%
Total Votes Cast	553	100.00%

Constitutional Amendment B

Vote For 1

---

	TOTAL	VOTE %
FOR	417	64.45%
AGAINST	230	35.55%
Total Votes Cast	647	100.00%

Constitutional Amendment C

Vote For 1

---

	TOTAL	VOTE %
FOR	556	85.67%
AGAINST	93	14.33%
Total Votes Cast	649	100.00%

TC11

STATISTICS

	TOTAL
Registered Voters - Total	847
Ballots Cast - Total	724
Voter Turnout - Total	85.48%

U.S. President and Vice President

Vote For 1

	TOTAL	VOTE %
REP TRUMP/VANCE	475	66.34%
DEM HARRIS/WALZ	203	28.35%
LIB OLIVER/TER MAAT	11	1.54%
Write-In: Unassigned Candidates	11	1.54%
CON SKOUSEN/COMBS	8	1.12%
DE LA CRUZ/GARCIA	4	0.56%
EVERYLOVE	2	0.28%
WEST/ABDULLAH	1	0.14%
GRN STEIN/WARE	1	0.14%
Write-In: JAY J BOWMAN / DE D.	0	0.00%
Write-In: BUDDIE ARDEN WILKERSON	0	0.00%
Write-In: STEVE M. JOHNSON	0	0.00%
Write-In: ANDRE RAMON MC NEIL	0	0.00%
Write-In: PETER SONSKI / LAUREN MICHELLE ONAK	0	0.00%
Write-In: FUTURE MADAM POTUS	0	0.00%
Write-In: SHONDRA YEVETTE IRVING	0	0.00%
Write-In Totals	11	1.54%
Not Assigned	0	0.00%
Total Votes Cast	716	100.00%

TC11

U.S. Senate

Vote For 1

---

	TOTAL	VOTE %
REP JOHN CURTIS	484	68.36%
DEM CAROLINE GLEICH	171	24.15%
IAP CARLTON E. BOWEN	50	7.06%
Write-In: Unassigned Candidates	3	0.42%
Write-In: LAIRD FETZER HAMBLIN	0	0.00%
Write-In Totals	3	0.42%
Not Assigned	0	0.00%
Total Votes Cast	708	100.00%

U.S. House District 2

Vote For 1

---

	TOTAL	VOTE %
REP CELESTE MALOY	473	67.76%
DEM NATHANIEL E WOODWARD	164	23.50%
CON CASSIE EASLEY	45	6.45%
TYLER MURSET	16	2.29%
Total Votes Cast	698	100.00%

TC11

Governor and Lieutenant Governor

Vote For 1

	TOTAL	VOTE %
REP COX/HENDERSON	412	58.11%
DEM KING/CUMMINGS	153	21.58%
Write-In: PHIL LYMAN / NATALIE	97	13.68%
IAP WILLIAMS/WILLIAMS III	23	3.24%
LIB LATHAM/SHORT	17	2.40%
TOMENY/TAYLOR	5	0.71%
Write-In: Unassigned Candidates	2	0.28%
Write-In: CHARLIE TAUTUAA / SYLVIA MIERA FISK	0	0.00%
Write-In Totals	99	13.96%
Not Assigned	0	0.00%
<b>Total Votes Cast</b>	<b>709</b>	<b>100.00%</b>

Attorney General

Vote For 1

	TOTAL	VOTE %
REP DEREK BROWN	441	64.66%
DEM RUDY J BAUTISTA	156	22.87%
UUP MICHELLE QUIST	31	4.55%
AUSTIN HEPWORTH	30	4.40%
LIB W. ANDREW MCCULLOUGH	24	3.52%
<b>Total Votes Cast</b>	<b>682</b>	<b>100.00%</b>

TC11

State Auditor

Vote For 1

---

	TOTAL	VOTE %
REP TINA CANNON	459	67.90%
DEM CATHERINE VOUTAZ	165	24.41%
CON JEFFREY L. OSTLER	52	7.69%
Total Votes Cast	676	100.00%

State Treasurer

Vote For 1

---

	TOTAL	VOTE %
REP MARLO M. OAKS	477	70.88%
DEM NEIL A HANSEN	152	22.59%
UFP MILES POMEROY	44	6.54%
Total Votes Cast	673	100.00%

State House District 28

Vote For 1

---

	TOTAL	VOTE %
REP NICHOLEEN P. PECK	481	71.79%
DEM FRED L BAKER	189	28.21%
Total Votes Cast	670	100.00%

State School Board 10

Vote For 1

---

	TOTAL	VOTE %
REP MATT HYMAS	474	70.64%
DEM DEBORAH L. GATRELL	197	29.36%
Total Votes Cast	671	100.00%

TC11

County Council - District 3

Vote For 1

---

	TOTAL	VOTE %
REP TYE L HOFFMANN	525	100.00%
Total Votes Cast	525	100.00%

County Assessor

Vote For 1

---

	TOTAL	VOTE %
REP JOY L. PETERS	508	100.00%
Total Votes Cast	508	100.00%

County Recorder/Surveyor

Vote For 1

---

	TOTAL	VOTE %
REP JERRY M HOUGHTON	505	100.00%
Total Votes Cast	505	100.00%

County Treasurer

Vote For 1

---

	TOTAL	VOTE %
REP MICHAEL J. JENSEN	515	100.00%
Total Votes Cast	515	100.00%

Local School Board District 3

Vote For 1

---

	TOTAL	VOTE %
SCOTT BRYAN	440	100.00%
Total Votes Cast	440	100.00%



TC11

**MATTHEW B. DURRANT** Judicial Retention

Vote For 1

---

	TOTAL	VOTE %
YES	386	66.21%
NO	197	33.79%
Total Votes Cast	583	100.00%

**RYAN D. TENNEY** Judicial Retention

Vote For 1

---

	TOTAL	VOTE %
YES	381	66.38%
NO	193	33.62%
Total Votes Cast	574	100.00%

**HEATHER ANNETTE BRERETON** Judicial Retention

Vote For 1

---

	TOTAL	VOTE %
YES	368	64.11%
NO	206	35.89%
Total Votes Cast	574	100.00%

**TERESA LYNN WELCH** Judicial Retention

Vote For 1

---

	TOTAL	VOTE %
YES	382	66.20%
NO	195	33.80%
Total Votes Cast	577	100.00%

TC11

KRISTINE EDDE JOHNSON Judicial Retention

Vote For 1

---

	TOTAL	VOTE %
YES	368	63.89%
NO	208	36.11%
Total Votes Cast	576	100.00%

WILLIAM K. KENDALL Judicial Retention

Vote For 1

---

	TOTAL	VOTE %
YES	381	66.26%
NO	194	33.74%
Total Votes Cast	575	100.00%

LAURA S. SCOTT Judicial Retention

Vote For 1

---

	TOTAL	VOTE %
YES	379	66.49%
NO	191	33.51%
Total Votes Cast	570	100.00%

JAMES D. GARDNER Judicial Retention

Vote For 1

---

	TOTAL	VOTE %
YES	381	66.61%
NO	191	33.39%
Total Votes Cast	572	100.00%

TC11

KARA LEA PETTIT Judicial Retention

Vote For 1

---

	TOTAL	VOTE %
YES	366	64.10%
NO	205	35.90%
Total Votes Cast	571	100.00%

LELAND DOUGLAS HOGAN Judicial Retention

Vote For 1

---

	TOTAL	VOTE %
YES	395	68.70%
NO	180	31.30%
Total Votes Cast	575	100.00%

TUPAKK AMARU GUSTAVO RENTERIA Judicial Retention

Vote For 1

---

	TOTAL	VOTE %
YES	371	64.30%
NO	206	35.70%
Total Votes Cast	577	100.00%

ANNETTE T. JAN Judicial Retention

Vote For 1

---

	TOTAL	VOTE %
YES	388	68.55%
NO	178	31.45%
Total Votes Cast	566	100.00%

TC11

ELIZABETH MARIE KNIGHT Judicial Retention

Vote For 1

---

	TOTAL	VOTE %
YES	394	69.37%
NO	174	30.63%
Total Votes Cast	568	100.00%

MONICA DIAZ Judicial Retention

Vote For 1

---

	TOTAL	VOTE %
YES	392	69.01%
NO	176	30.99%
Total Votes Cast	568	100.00%

Constitutional Amendment B

Vote For 1

---

	TOTAL	VOTE %
FOR	436	63.93%
AGAINST	246	36.07%
Total Votes Cast	682	100.00%

Constitutional Amendment C

Vote For 1

---

	TOTAL	VOTE %
FOR	588	84.97%
AGAINST	104	15.03%
Total Votes Cast	692	100.00%

TC12

STATISTICS

	TOTAL
Registered Voters - Total	741
Ballots Cast - Total	614
Voter Turnout - Total	82.86%

U.S. President and Vice President

Vote For 1

	TOTAL	VOTE %
REP TRUMP/VANCE	389	64.09%
DEM HARRIS/WALZ	197	32.45%
LIB OLIVER/TER MAAT	8	1.32%
Write-In: Unassigned Candidates	5	0.82%
CON SKOUSEN/COMBS	4	0.66%
GRN STEIN/WARE	3	0.49%
DE LA CRUZ/GARCIA	1	0.16%
WEST/ABDULLAH	0	0.00%
EVERYLOVE	0	0.00%
Write-In: JAY J BOWMAN / DE D.	0	0.00%
Write-In: BUDDIE ARDEN WILKERSON	0	0.00%
Write-In: STEVE M. JOHNSON	0	0.00%
Write-In: ANDRE RAMON MC NEIL	0	0.00%
Write-In: PETER SONSKI / LAUREN MICHELLE ONAK	0	0.00%
Write-In: FUTURE MADAM POTUS	0	0.00%
Write-In: SHONDRA YEVETTE IRVING	0	0.00%
Write-In Totals	5	0.82%
Not Assigned	0	0.00%
Total Votes Cast	607	100.00%

TC12

U.S. Senate

Vote For 1

---

	TOTAL	VOTE %
REP JOHN CURTIS	403	66.83%
DEM CAROLINE GLEICH	159	26.37%
IAP CARLTON E. BOWEN	40	6.63%
Write-In: Unassigned Candidates	1	0.17%
Write-In: LAIRD FETZER HAMBLIN	0	0.00%
Write-In Totals	1	0.17%
Not Assigned	0	0.00%
Total Votes Cast	603	100.00%

U.S. House District 2

Vote For 1

---

	TOTAL	VOTE %
REP CELESTE MALOY	384	64.97%
DEM NATHANIEL E WOODWARD	153	25.89%
CON CASSIE EASLEY	43	7.28%
TYLER MURSET	11	1.86%
Total Votes Cast	591	100.00%

TC12

Governor and Lieutenant Governor

Vote For 1

---

	TOTAL	VOTE %
REP COX/HENDERSON	349	58.36%
DEM KING/CUMMINGS	141	23.58%
Write-In: PHIL LYMAN / NATALIE	78	13.04%
LIB LATHAM/SHORT	19	3.18%
IAP WILLIAMS/WILLIAMS III	8	1.34%
Write-In: Unassigned Candidates	2	0.33%
TOMENY/TAYLOR	1	0.17%
Write-In: CHARLIE TAUTUAA / SYLVIA MIERA FISK	0	0.00%
Write-In Totals	80	13.38%
Not Assigned	0	0.00%
<b>Total Votes Cast</b>	<b>598</b>	<b>100.00%</b>

Attorney General

Vote For 1

---

	TOTAL	VOTE %
REP DEREK BROWN	372	64.47%
DEM RUDY J BAUTISTA	153	26.52%
UUP MICHELLE QUIST	26	4.51%
LIB W. ANDREW MCCULLOUGH	13	2.25%
AUSTIN HEPWORTH	13	2.25%
<b>Total Votes Cast</b>	<b>577</b>	<b>100.00%</b>

TC12

State Auditor

Vote For 1

---

	TOTAL	VOTE %
REP TINA CANNON	400	70.42%
DEM CATHERINE VOUTAZ	142	25.00%
CON JEFFREY L. OSTLER	26	4.58%
Total Votes Cast	568	100.00%

State Treasurer

Vote For 1

---

	TOTAL	VOTE %
REP MARLO M. OAKS	398	71.07%
DEM NEIL A HANSEN	142	25.36%
UFP MILES POMEROY	20	3.57%
Total Votes Cast	560	100.00%

State House District 28

Vote For 1

---

	TOTAL	VOTE %
REP NICHOLEEN P. PECK	400	71.30%
DEM FRED L BAKER	161	28.70%
Total Votes Cast	561	100.00%

State School Board 10

Vote For 1

---

	TOTAL	VOTE %
REP MATT HYMAS	381	68.16%
DEM DEBORAH L. GATRELL	178	31.84%
Total Votes Cast	559	100.00%



TC12

County Council - District 3

Vote For 1

---

	TOTAL	VOTE %
REP TYE L HOFFMANN	455	100.00%
Total Votes Cast	455	100.00%

County Assessor

Vote For 1

---

	TOTAL	VOTE %
REP JOY L. PETERS	440	100.00%
Total Votes Cast	440	100.00%

County Recorder/Surveyor

Vote For 1

---

	TOTAL	VOTE %
REP JERRY M HOUGHTON	441	100.00%
Total Votes Cast	441	100.00%

County Treasurer

Vote For 1

---

	TOTAL	VOTE %
REP MICHAEL J. JENSEN	445	100.00%
Total Votes Cast	445	100.00%

Local School Board District 3

Vote For 1

---

	TOTAL	VOTE %
SCOTT BRYAN	409	100.00%
Total Votes Cast	409	100.00%

TC12

**MATTHEW B. DURRANT** Judicial Retention

Vote For 1

---

	TOTAL	VOTE %
YES	347	71.55%
NO	138	28.45%
Total Votes Cast	485	100.00%

**RYAN D. TENNEY** Judicial Retention

Vote For 1

---

	TOTAL	VOTE %
YES	334	69.44%
NO	147	30.56%
Total Votes Cast	481	100.00%

**HEATHER ANNETTE BRERETON** Judicial Retention

Vote For 1

---

	TOTAL	VOTE %
YES	330	68.61%
NO	151	31.39%
Total Votes Cast	481	100.00%

**TERESA LYNN WELCH** Judicial Retention

Vote For 1

---

	TOTAL	VOTE %
YES	343	71.76%
NO	135	28.24%
Total Votes Cast	478	100.00%

TC12

KRISTINE EDDE JOHNSON Judicial Retention

Vote For 1

---

	TOTAL	VOTE %
YES	335	69.79%
NO	145	30.21%
Total Votes Cast	480	100.00%

WILLIAM K. KENDALL Judicial Retention

Vote For 1

---

	TOTAL	VOTE %
YES	339	70.77%
NO	140	29.23%
Total Votes Cast	479	100.00%

LAURA S. SCOTT Judicial Retention

Vote For 1

---

	TOTAL	VOTE %
YES	355	73.96%
NO	125	26.04%
Total Votes Cast	480	100.00%

JAMES D. GARDNER Judicial Retention

Vote For 1

---

	TOTAL	VOTE %
YES	354	73.90%
NO	125	26.10%
Total Votes Cast	479	100.00%

TC12

KARA LEA PETTIT Judicial Retention

Vote For 1

---

	TOTAL	VOTE %
YES	336	69.71%
NO	146	30.29%
Total Votes Cast	482	100.00%

LELAND DOUGLAS HOGAN Judicial Retention

Vote For 1

---

	TOTAL	VOTE %
YES	341	70.89%
NO	140	29.11%
Total Votes Cast	481	100.00%

TUPAKK AMARU GUSTAVO RENTERIA Judicial Retention

Vote For 1

---

	TOTAL	VOTE %
YES	346	72.08%
NO	134	27.92%
Total Votes Cast	480	100.00%

ANNETTE T. JAN Judicial Retention

Vote For 1

---

	TOTAL	VOTE %
YES	350	74.00%
NO	123	26.00%
Total Votes Cast	473	100.00%

TC12

ELIZABETH MARIE KNIGHT Judicial Retention

Vote For 1

---

	TOTAL	VOTE %
YES	362	76.05%
NO	114	23.95%
Total Votes Cast	476	100.00%

MONICA DIAZ Judicial Retention

Vote For 1

---

	TOTAL	VOTE %
YES	348	73.26%
NO	127	26.74%
Total Votes Cast	475	100.00%

Constitutional Amendment B

Vote For 1

---

	TOTAL	VOTE %
FOR	386	68.20%
AGAINST	180	31.80%
Total Votes Cast	566	100.00%

Constitutional Amendment C

Vote For 1

---

	TOTAL	VOTE %
FOR	496	87.17%
AGAINST	73	12.83%
Total Votes Cast	569	100.00%

TC13

STATISTICS

	TOTAL
Registered Voters - Total	902
Ballots Cast - Total	719
Voter Turnout - Total	79.71%

U.S. President and Vice President

Vote For 1

	TOTAL	VOTE %
REP TRUMP/VANCE	472	65.92%
DEM HARRIS/WALZ	225	31.42%
Write-In: Unassigned Candidates	6	0.84%
CON SKOUSEN/COMBS	4	0.56%
LIB OLIVER/TER MAAT	4	0.56%
EVERYLOVE	3	0.42%
GRN STEIN/WARE	1	0.14%
DE LA CRUZ/GARCIA	1	0.14%
WEST/ABDULLAH	0	0.00%
Write-In: JAY J BOWMAN / DE D.	0	0.00%
Write-In: BUDDIE ARDEN WILKERSON	0	0.00%
Write-In: STEVE M. JOHNSON	0	0.00%
Write-In: ANDRE RAMON MC NEIL	0	0.00%
Write-In: PETER SONSKI / LAUREN MICHELLE ONAK	0	0.00%
Write-In: FUTURE MADAM POTUS	0	0.00%
Write-In: SHONDRA YEVETTE IRVING	0	0.00%
Write-In Totals	6	0.84%
Not Assigned	0	0.00%
Total Votes Cast	716	100.00%

TC13

U.S. Senate

Vote For 1

---

	TOTAL	VOTE %
REP JOHN CURTIS	445	63.21%
DEM CAROLINE GLEICH	212	30.11%
IAP CARLTON E. BOWEN	46	6.53%
Write-In: Unassigned Candidates	1	0.14%
Write-In: LAIRD FETZER HAMBLIN	0	0.00%
Write-In Totals	1	0.14%
Not Assigned	0	0.00%
Total Votes Cast	704	100.00%

U.S. House District 2

Vote For 1

---

	TOTAL	VOTE %
REP CELESTE MALOY	436	62.29%
DEM NATHANIEL E WOODWARD	210	30.00%
CON CASSIE EASLEY	44	6.29%
TYLER MURSET	10	1.43%
Total Votes Cast	700	100.00%

TC13

Governor and Lieutenant Governor

Vote For 1

---

	TOTAL	VOTE %
REP COX/HENDERSON	378	53.92%
DEM KING/CUMMINGS	178	25.39%
Write-In: PHIL LYMAN / NATALIE	77	10.98%
LIB LATHAM/SHORT	37	5.28%
IAP WILLIAMS/WILLIAMS III	24	3.42%
TOMENY/TAYLOR	6	0.86%
Write-In: Unassigned Candidates	1	0.14%
Write-In: CHARLIE TAUTUAA / SYLVIA MIERA FISK	0	0.00%
Write-In Totals	78	11.13%
Not Assigned	0	0.00%
<b>Total Votes Cast</b>	<b>701</b>	<b>100.00%</b>

Attorney General

Vote For 1

---

	TOTAL	VOTE %
REP DEREK BROWN	425	60.89%
DEM RUDY J BAUTISTA	176	25.21%
UUP MICHELLE QUIST	39	5.59%
LIB W. ANDREW MCCULLOUGH	35	5.01%
AUSTIN HEPWORTH	23	3.30%
<b>Total Votes Cast</b>	<b>698</b>	<b>100.00%</b>



TC13

State Auditor

Vote For 1

---

	TOTAL	VOTE %
REP TINA CANNON	447	64.69%
DEM CATHERINE VOUTAZ	204	29.52%
CON JEFFREY L. OSTLER	40	5.79%
Total Votes Cast	691	100.00%

State Treasurer

Vote For 1

---

	TOTAL	VOTE %
REP MARLO M. OAKS	471	68.56%
DEM NEIL A HANSEN	180	26.20%
UFP MILES POMEROY	36	5.24%
Total Votes Cast	687	100.00%

State House District 28

Vote For 1

---

	TOTAL	VOTE %
REP NICHOLEEN P. PECK	460	67.35%
DEM FRED L BAKER	223	32.65%
Total Votes Cast	683	100.00%

State School Board 10

Vote For 1

---

	TOTAL	VOTE %
REP MATT HYMAS	444	65.01%
DEM DEBORAH L. GATRELL	239	34.99%
Total Votes Cast	683	100.00%

TC13

County Council - District 3

Vote For 1

---

	TOTAL	VOTE %
REP TYE L HOFFMANN	523	100.00%
Total Votes Cast	523	100.00%

County Assessor

Vote For 1

---

	TOTAL	VOTE %
REP JOY L. PETERS	523	100.00%
Total Votes Cast	523	100.00%

County Recorder/Surveyor

Vote For 1

---

	TOTAL	VOTE %
REP JERRY M HOUGHTON	512	100.00%
Total Votes Cast	512	100.00%

County Treasurer

Vote For 1

---

	TOTAL	VOTE %
REP MICHAEL J. JENSEN	519	100.00%
Total Votes Cast	519	100.00%

Local School Board District 3

Vote For 1

---

	TOTAL	VOTE %
SCOTT BRYAN	500	100.00%
Total Votes Cast	500	100.00%

TC13

**MATTHEW B. DURRANT Judicial Retention**

Vote For 1

---

	TOTAL	VOTE %
YES	456	75.75%
NO	146	24.25%
Total Votes Cast	602	100.00%

**RYAN D. TENNEY Judicial Retention**

Vote For 1

---

	TOTAL	VOTE %
YES	441	74.24%
NO	153	25.76%
Total Votes Cast	594	100.00%

**HEATHER ANNETTE BRERETON Judicial Retention**

Vote For 1

---

	TOTAL	VOTE %
YES	443	74.33%
NO	153	25.67%
Total Votes Cast	596	100.00%

**TERESA LYNN WELCH Judicial Retention**

Vote For 1

---

	TOTAL	VOTE %
YES	446	74.96%
NO	149	25.04%
Total Votes Cast	595	100.00%

TC13

KRISTINE EDDE JOHNSON Judicial Retention

Vote For 1

---

	TOTAL	VOTE %
YES	422	71.40%
NO	169	28.60%
Total Votes Cast	591	100.00%

WILLIAM K. KENDALL Judicial Retention

Vote For 1

---

	TOTAL	VOTE %
YES	430	72.76%
NO	161	27.24%
Total Votes Cast	591	100.00%

LAURA S. SCOTT Judicial Retention

Vote For 1

---

	TOTAL	VOTE %
YES	438	74.36%
NO	151	25.64%
Total Votes Cast	589	100.00%

JAMES D. GARDNER Judicial Retention

Vote For 1

---

	TOTAL	VOTE %
YES	437	73.82%
NO	155	26.18%
Total Votes Cast	592	100.00%

TC13

KARA LEA PETTIT Judicial Retention

Vote For 1

---

	TOTAL	VOTE %
YES	423	71.82%
NO	166	28.18%
Total Votes Cast	589	100.00%

LELAND DOUGLAS HOGAN Judicial Retention

Vote For 1

---

	TOTAL	VOTE %
YES	451	75.67%
NO	145	24.33%
Total Votes Cast	596	100.00%

TUPAKK AMARU GUSTAVO RENTERIA Judicial Retention

Vote For 1

---

	TOTAL	VOTE %
YES	439	73.91%
NO	155	26.09%
Total Votes Cast	594	100.00%

ANNETTE T. JAN Judicial Retention

Vote For 1

---

	TOTAL	VOTE %
YES	437	74.07%
NO	153	25.93%
Total Votes Cast	590	100.00%

TC13

ELIZABETH MARIE KNIGHT Judicial Retention

Vote For 1

---

	TOTAL	VOTE %
YES	445	75.68%
NO	143	24.32%
Total Votes Cast	588	100.00%

MONICA DIAZ Judicial Retention

Vote For 1

---

	TOTAL	VOTE %
YES	432	72.97%
NO	160	27.03%
Total Votes Cast	592	100.00%

Constitutional Amendment B

Vote For 1

---

	TOTAL	VOTE %
FOR	441	64.85%
AGAINST	239	35.15%
Total Votes Cast	680	100.00%

Constitutional Amendment C

Vote For 1

---

	TOTAL	VOTE %
FOR	594	86.72%
AGAINST	91	13.28%
Total Votes Cast	685	100.00%

TC14

STATISTICS

	TOTAL
Registered Voters - Total	865
Ballots Cast - Total	727
Voter Turnout - Total	84.05%

U.S. President and Vice President

Vote For 1

	TOTAL	VOTE %
REP TRUMP/VANCE	421	58.23%
DEM HARRIS/WALZ	260	35.96%
GRN STEIN/WARE	13	1.80%
CON SKOUSEN/COMBS	8	1.11%
LIB OLIVER/TER MAAT	8	1.11%
Write-In: Unassigned Candidates	8	1.11%
DE LA CRUZ/GARCIA	3	0.41%
WEST/ABDULLAH	2	0.28%
EVERYLOVE	0	0.00%
Write-In: JAY J BOWMAN / DE D.	0	0.00%
Write-In: BUDDIE ARDEN WILKERSON	0	0.00%
Write-In: STEVE M. JOHNSON	0	0.00%
Write-In: ANDRE RAMON MC NEIL	0	0.00%
Write-In: PETER SONSKI / LAUREN MICHELLE ONAK	0	0.00%
Write-In: FUTURE MADAM POTUS	0	0.00%
Write-In: SHONDRA YEVETTE IRVING	0	0.00%
Write-In Totals	8	1.11%
Not Assigned	0	0.00%
Total Votes Cast	723	100.00%

TC14

U.S. Senate

Vote For 1

---

	TOTAL	VOTE %
REP JOHN CURTIS	424	60.40%
DEM CAROLINE GLEICH	230	32.76%
IAP CARLTON E. BOWEN	47	6.70%
Write-In: Unassigned Candidates	1	0.14%
Write-In: LAIRD FETZER HAMBLIN	0	0.00%
Write-In Totals	1	0.14%
Not Assigned	0	0.00%
Total Votes Cast	702	100.00%

U.S. House District 2

Vote For 1

---

	TOTAL	VOTE %
REP CELESTE MALOY	414	60.00%
DEM NATHANIEL E WOODWARD	211	30.58%
CON CASSIE EASLEY	51	7.39%
TYLER MURSET	14	2.03%
Total Votes Cast	690	100.00%



TC14

Governor and Lieutenant Governor

Vote For 1

---

	TOTAL	VOTE %
REP COX/HENDERSON	389	55.65%
DEM KING/CUMMINGS	188	26.90%
Write-In: PHIL LYMAN / NATALIE	64	9.16%
LIB LATHAM/SHORT	34	4.86%
IAP WILLIAMS/WILLIAMS III	16	2.29%
TOMENY/TAYLOR	8	1.14%
Write-In: Unassigned Candidates	0	0.00%
Write-In: CHARLIE TAUTUAA / SYLVIA MIERA FISK	0	0.00%
Write-In Totals	64	9.16%
Not Assigned	0	0.00%
<b>Total Votes Cast</b>	<b>699</b>	<b>100.00%</b>

Attorney General

Vote For 1

---

	TOTAL	VOTE %
REP DEREK BROWN	372	55.44%
DEM RUDY J BAUTISTA	189	28.17%
LIB W. ANDREW MCCULLOUGH	42	6.26%
UUP MICHELLE QUIST	37	5.51%
AUSTIN HEPWORTH	31	4.62%
<b>Total Votes Cast</b>	<b>671</b>	<b>100.00%</b>

TC14

State Auditor

Vote For 1

---

	TOTAL	VOTE %
REP TINA CANNON	402	60.45%
DEM CATHERINE VOUTAZ	210	31.58%
CON JEFFREY L. OSTLER	53	7.97%
Total Votes Cast	665	100.00%

State Treasurer

Vote For 1

---

	TOTAL	VOTE %
REP MARLO M. OAKS	415	62.97%
DEM NEIL A HANSEN	191	28.98%
UFP MILES POMEROY	53	8.04%
Total Votes Cast	659	100.00%

State House District 28

Vote For 1

---

	TOTAL	VOTE %
REP NICHOLEEN P. PECK	424	64.15%
DEM FRED L BAKER	237	35.85%
Total Votes Cast	661	100.00%

State School Board 10

Vote For 1

---

	TOTAL	VOTE %
REP MATT HYMAS	399	60.82%
DEM DEBORAH L. GATRELL	257	39.18%
Total Votes Cast	656	100.00%

TC14

County Council - District 3

Vote For 1

---

	TOTAL	VOTE %
REP TYE L HOFFMANN	482	100.00%
Total Votes Cast	482	100.00%

County Assessor

Vote For 1

---

	TOTAL	VOTE %
REP JOY L. PETERS	486	100.00%
Total Votes Cast	486	100.00%

County Recorder/Surveyor

Vote For 1

---

	TOTAL	VOTE %
REP JERRY M HOUGHTON	476	100.00%
Total Votes Cast	476	100.00%

County Treasurer

Vote For 1

---

	TOTAL	VOTE %
REP MICHAEL J. JENSEN	494	100.00%
Total Votes Cast	494	100.00%

Local School Board District 4

Vote For 1

---

	TOTAL	VOTE %
VALAREE ALLEN SHIELDS	344	59.83%
RANDALL SCOTT QUAREZ	231	40.17%
Total Votes Cast	575	100.00%

TC14

**MATTHEW B. DURRANT** Judicial Retention

Vote For 1

---

	TOTAL	VOTE %
YES	420	73.17%
NO	154	26.83%
Total Votes Cast	574	100.00%

**RYAN D. TENNEY** Judicial Retention

Vote For 1

---

	TOTAL	VOTE %
YES	413	72.46%
NO	157	27.54%
Total Votes Cast	570	100.00%

**HEATHER ANNETTE BRERETON** Judicial Retention

Vote For 1

---

	TOTAL	VOTE %
YES	410	71.30%
NO	165	28.70%
Total Votes Cast	575	100.00%

**TERESA LYNN WELCH** Judicial Retention

Vote For 1

---

	TOTAL	VOTE %
YES	422	73.65%
NO	151	26.35%
Total Votes Cast	573	100.00%

TC14

KRISTINE EDDE JOHNSON Judicial Retention

Vote For 1

---

	TOTAL	VOTE %
YES	393	68.59%
NO	180	31.41%
Total Votes Cast	573	100.00%

WILLIAM K. KENDALL Judicial Retention

Vote For 1

---

	TOTAL	VOTE %
YES	416	73.24%
NO	152	26.76%
Total Votes Cast	568	100.00%

LAURA S. SCOTT Judicial Retention

Vote For 1

---

	TOTAL	VOTE %
YES	425	74.30%
NO	147	25.70%
Total Votes Cast	572	100.00%

JAMES D. GARDNER Judicial Retention

Vote For 1

---

	TOTAL	VOTE %
YES	418	73.59%
NO	150	26.41%
Total Votes Cast	568	100.00%

TC14

KARA LEA PETTIT Judicial Retention

Vote For 1

---

	TOTAL	VOTE %
YES	386	67.96%
NO	182	32.04%
Total Votes Cast	568	100.00%

LELAND DOUGLAS HOGAN Judicial Retention

Vote For 1

---

	TOTAL	VOTE %
YES	421	73.34%
NO	153	26.66%
Total Votes Cast	574	100.00%

TUPAKK AMARU GUSTAVO RENTERIA Judicial Retention

Vote For 1

---

	TOTAL	VOTE %
YES	407	71.40%
NO	163	28.60%
Total Votes Cast	570	100.00%

ANNETTE T. JAN Judicial Retention

Vote For 1

---

	TOTAL	VOTE %
YES	423	75.27%
NO	139	24.73%
Total Votes Cast	562	100.00%

TC14

ELIZABETH MARIE KNIGHT Judicial Retention

Vote For 1

---

	TOTAL	VOTE %
YES	432	76.87%
NO	130	23.13%
Total Votes Cast	562	100.00%

MONICA DIAZ Judicial Retention

Vote For 1

---

	TOTAL	VOTE %
YES	426	75.40%
NO	139	24.60%
Total Votes Cast	565	100.00%

Constitutional Amendment B

Vote For 1

---

	TOTAL	VOTE %
FOR	484	71.60%
AGAINST	192	28.40%
Total Votes Cast	676	100.00%

Constitutional Amendment C

Vote For 1

---

	TOTAL	VOTE %
FOR	591	88.21%
AGAINST	79	11.79%
Total Votes Cast	670	100.00%

TC15

STATISTICS

	TOTAL
Registered Voters - Total	1,217
Ballots Cast - Total	980
Voter Turnout - Total	80.53%

U.S. President and Vice President

Vote For 1

	TOTAL	VOTE %
REP TRUMP/VANCE	656	67.35%
DEM HARRIS/WALZ	281	28.85%
LIB OLIVER/TER MAAT	11	1.13%
Write-In: Unassigned Candidates	10	1.03%
GRN STEIN/WARE	9	0.92%
CON SKOUSEN/COMBS	5	0.51%
EVERYLOVE	1	0.10%
Write-In: PETER SONSKI / LAUREN MICHELLE ONAK	1	0.10%
WEST/ABDULLAH	0	0.00%
DE LA CRUZ/GARCIA	0	0.00%
Write-In: JAY J BOWMAN / DE D.	0	0.00%
Write-In: BUDDIE ARDEN WILKERSON	0	0.00%
Write-In: STEVE M. JOHNSON	0	0.00%
Write-In: ANDRE RAMON MC NEIL	0	0.00%
Write-In: FUTURE MADAM POTUS	0	0.00%
Write-In: SHONDRA YEVETTE IRVING	0	0.00%
Write-In Totals	11	1.13%
Not Assigned	0	0.00%
Total Votes Cast	974	100.00%



TC15

U.S. Senate

Vote For 1

---

	TOTAL	VOTE %
REP JOHN CURTIS	641	67.26%
DEM CAROLINE GLEICH	256	26.86%
IAP CARLTON E. BOWEN	56	5.88%
Write-In: Unassigned Candidates	0	0.00%
Write-In: LAIRD FETZER HAMBLIN	0	0.00%
Write-In Totals	0	0.00%
Not Assigned	0	0.00%
Total Votes Cast	953	100.00%

U.S. House District 2

Vote For 1

---

	TOTAL	VOTE %
REP CELESTE MALOY	621	66.77%
DEM NATHANIEL E WOODWARD	242	26.02%
CON CASSIE EASLEY	48	5.16%
TYLER MURSET	19	2.04%
Total Votes Cast	930	100.00%

TC15

Governor and Lieutenant Governor

Vote For 1

---

	TOTAL	VOTE %
REP COX/HENDERSON	589	61.80%
DEM KING/CUMMINGS	213	22.35%
Write-In: PHIL LYMAN / NATALIE	88	9.23%
LIB LATHAM/SHORT	34	3.57%
IAP WILLIAMS/WILLIAMS III	25	2.62%
TOMENY/TAYLOR	3	0.31%
Write-In: Unassigned Candidates	1	0.10%
Write-In: CHARLIE TAUTUAA / SYLVIA MIERA FISK	0	0.00%
Write-In Totals	89	9.34%
Not Assigned	0	0.00%
Total Votes Cast	953	100.00%

Attorney General

Vote For 1

---

	TOTAL	VOTE %
REP DEREK BROWN	588	63.71%
DEM RUDY J BAUTISTA	220	23.84%
UUP MICHELLE QUIST	46	4.98%
AUSTIN HEPWORTH	39	4.23%
LIB W. ANDREW MCCULLOUGH	30	3.25%
Total Votes Cast	923	100.00%

TC15

State Auditor

Vote For 1

---

	TOTAL	VOTE %
REP TINA CANNON	614	67.25%
DEM CATHERINE VOUTAZ	249	27.27%
CON JEFFREY L. OSTLER	50	5.48%
Total Votes Cast	913	100.00%

State Treasurer

Vote For 1

---

	TOTAL	VOTE %
REP MARLO M. OAKS	634	69.90%
DEM NEIL A HANSEN	211	23.26%
UFP MILES POMEROY	62	6.84%
Total Votes Cast	907	100.00%

State House District 28

Vote For 1

---

	TOTAL	VOTE %
REP NICHOLEEN P. PECK	648	71.52%
DEM FRED L BAKER	258	28.48%
Total Votes Cast	906	100.00%

State School Board 10

Vote For 1

---

	TOTAL	VOTE %
REP MATT HYMAS	617	68.94%
DEM DEBORAH L. GATRELL	278	31.06%
Total Votes Cast	895	100.00%

TC15

County Council - District 1

Vote For 1

---

	TOTAL	VOTE %
REP SCOTT WARDLE	733	100.00%
Total Votes Cast	733	100.00%

County Assessor

Vote For 1

---

	TOTAL	VOTE %
REP JOY L. PETERS	713	100.00%
Total Votes Cast	713	100.00%

County Recorder/Surveyor

Vote For 1

---

	TOTAL	VOTE %
REP JERRY M HOUGHTON	707	100.00%
Total Votes Cast	707	100.00%

County Treasurer

Vote For 1

---

	TOTAL	VOTE %
REP MICHAEL J. JENSEN	725	100.00%
Total Votes Cast	725	100.00%

Local School Board District 4

Vote For 1

---

	TOTAL	VOTE %
VALAREE ALLEN SHIELDS	472	61.22%
RANDALL SCOTT QUAREZ	299	38.78%
Total Votes Cast	771	100.00%

TC15

**MATTHEW B. DURRANT** Judicial Retention

Vote For 1

---

	TOTAL	VOTE %
YES	597	76.44%
NO	184	23.56%
Total Votes Cast	781	100.00%

**RYAN D. TENNEY** Judicial Retention

Vote For 1

---

	TOTAL	VOTE %
YES	581	75.16%
NO	192	24.84%
Total Votes Cast	773	100.00%

**HEATHER ANNETTE BRERETON** Judicial Retention

Vote For 1

---

	TOTAL	VOTE %
YES	577	74.55%
NO	197	25.45%
Total Votes Cast	774	100.00%

**TERESA LYNN WELCH** Judicial Retention

Vote For 1

---

	TOTAL	VOTE %
YES	610	78.41%
NO	168	21.59%
Total Votes Cast	778	100.00%

TC15

KRISTINE EDDE JOHNSON Judicial Retention

Vote For 1

---

	TOTAL	VOTE %
YES	565	72.90%
NO	210	27.10%
Total Votes Cast	775	100.00%

WILLIAM K. KENDALL Judicial Retention

Vote For 1

---

	TOTAL	VOTE %
YES	576	74.61%
NO	196	25.39%
Total Votes Cast	772	100.00%

LAURA S. SCOTT Judicial Retention

Vote For 1

---

	TOTAL	VOTE %
YES	586	76.01%
NO	185	23.99%
Total Votes Cast	771	100.00%

JAMES D. GARDNER Judicial Retention

Vote For 1

---

	TOTAL	VOTE %
YES	591	76.65%
NO	180	23.35%
Total Votes Cast	771	100.00%

TC15

KARA LEA PETTIT Judicial Retention

Vote For 1

---

	TOTAL	VOTE %
YES	572	73.81%
NO	203	26.19%
Total Votes Cast	775	100.00%

LELAND DOUGLAS HOGAN Judicial Retention

Vote For 1

---

	TOTAL	VOTE %
YES	593	75.64%
NO	191	24.36%
Total Votes Cast	784	100.00%

TUPAKK AMARU GUSTAVO RENTERIA Judicial Retention

Vote For 1

---

	TOTAL	VOTE %
YES	574	73.87%
NO	203	26.13%
Total Votes Cast	777	100.00%

ANNETTE T. JAN Judicial Retention

Vote For 1

---

	TOTAL	VOTE %
YES	593	77.42%
NO	173	22.58%
Total Votes Cast	766	100.00%

TC15

ELIZABETH MARIE KNIGHT Judicial Retention

Vote For 1

---

	TOTAL	VOTE %
YES	613	79.61%
NO	157	20.39%
Total Votes Cast	770	100.00%

MONICA DIAZ Judicial Retention

Vote For 1

---

	TOTAL	VOTE %
YES	585	76.17%
NO	183	23.83%
Total Votes Cast	768	100.00%

Constitutional Amendment B

Vote For 1

---

	TOTAL	VOTE %
FOR	646	71.46%
AGAINST	258	28.54%
Total Votes Cast	904	100.00%

Constitutional Amendment C

Vote For 1

---

	TOTAL	VOTE %
FOR	790	86.81%
AGAINST	120	13.19%
Total Votes Cast	910	100.00%



TC16

STATISTICS

	TOTAL
Registered Voters - Total	884
Ballots Cast - Total	720
Voter Turnout - Total	81.45%

U.S. President and Vice President

Vote For 1

	TOTAL	VOTE %
REP TRUMP/VANCE	488	68.16%
DEM HARRIS/WALZ	193	26.96%
GRN STEIN/WARE	10	1.40%
CON SKOUSEN/COMBS	8	1.12%
Write-In: Unassigned Candidates	6	0.84%
LIB OLIVER/TER MAAT	4	0.56%
DE LA CRUZ/GARCIA	3	0.42%
Write-In: PETER SONSKI / LAUREN MICHELLE ONAK	3	0.42%
WEST/ABDULLAH	1	0.14%
EVERYLOVE	0	0.00%
Write-In: JAY J BOWMAN / DE D.	0	0.00%
Write-In: BUDDIE ARDEN WILKERSON	0	0.00%
Write-In: STEVE M. JOHNSON	0	0.00%
Write-In: ANDRE RAMON MC NEIL	0	0.00%
Write-In: FUTURE MADAM POTUS	0	0.00%
Write-In: SHONDRA YEVETTE IRVING	0	0.00%
Write-In Totals	9	1.26%
Not Assigned	0	0.00%
<b>Total Votes Cast</b>	<b>716</b>	<b>100.00%</b>

TC16

U.S. Senate

Vote For 1

---

	TOTAL	VOTE %
REP JOHN CURTIS	466	66.67%
DEM CAROLINE GLEICH	176	25.18%
IAP CARLTON E. BOWEN	51	7.30%
Write-In: Unassigned Candidates	6	0.86%
Write-In: LAIRD FETZER HAMBLIN	0	0.00%
Write-In Totals	6	0.86%
Not Assigned	0	0.00%
Total Votes Cast	699	100.00%

U.S. House District 2

Vote For 1

---

	TOTAL	VOTE %
REP CELESTE MALOY	461	66.91%
DEM NATHANIEL E WOODWARD	162	23.51%
CON CASSIE EASLEY	38	5.52%
TYLER MURSET	28	4.06%
Total Votes Cast	689	100.00%

TC16

Governor and Lieutenant Governor

Vote For 1

	TOTAL	VOTE %
REP COX/HENDERSON	386	55.62%
DEM KING/CUMMINGS	158	22.77%
Write-In: PHIL LYMAN / NATALIE	90	12.97%
LIB LATHAM/SHORT	31	4.47%
IAP WILLIAMS/WILLIAMS III	18	2.59%
TOMENY/TAYLOR	7	1.01%
Write-In: Unassigned Candidates	2	0.29%
Write-In: CHARLIE TAUTUAA / SYLVIA MIERA FISK	2	0.29%
Write-In Totals	94	13.54%
Not Assigned	0	0.00%
<b>Total Votes Cast</b>	<b>694</b>	<b>100.00%</b>

Attorney General

Vote For 1

	TOTAL	VOTE %
REP DEREK BROWN	428	63.03%
DEM RUDY J BAUTISTA	155	22.83%
UUP MICHELLE QUIST	44	6.48%
LIB W. ANDREW MCCULLOUGH	33	4.86%
AUSTIN HEPWORTH	19	2.80%
<b>Total Votes Cast</b>	<b>679</b>	<b>100.00%</b>

TC16

State Auditor

Vote For 1

---

	TOTAL	VOTE %
REP TINA CANNON	454	67.26%
DEM CATHERINE VOUTAZ	169	25.04%
CON JEFFREY L. OSTLER	52	7.70%
Total Votes Cast	675	100.00%

State Treasurer

Vote For 1

---

	TOTAL	VOTE %
REP MARLO M. OAKS	488	72.94%
DEM NEIL A HANSEN	149	22.27%
UFP MILES POMEROY	32	4.78%
Total Votes Cast	669	100.00%

State House District 28

Vote For 1

---

	TOTAL	VOTE %
REP NICHOLEEN P. PECK	491	72.96%
DEM FRED L BAKER	182	27.04%
Total Votes Cast	673	100.00%

State School Board 10

Vote For 1

---

	TOTAL	VOTE %
REP MATT HYMAS	480	71.22%
DEM DEBORAH L. GATRELL	194	28.78%
Total Votes Cast	674	100.00%

TC16

County Council - District 3

Vote For 1

---

	TOTAL	VOTE %
REP TYE L HOFFMANN	532	100.00%
Total Votes Cast	532	100.00%

County Assessor

Vote For 1

---

	TOTAL	VOTE %
REP JOY L. PETERS	527	100.00%
Total Votes Cast	527	100.00%

County Recorder/Surveyor

Vote For 1

---

	TOTAL	VOTE %
REP JERRY M HOUGHTON	523	100.00%
Total Votes Cast	523	100.00%

County Treasurer

Vote For 1

---

	TOTAL	VOTE %
REP MICHAEL J. JENSEN	532	100.00%
Total Votes Cast	532	100.00%

Local School Board District 4

Vote For 1

---

	TOTAL	VOTE %
VALAREE ALLEN SHIELDS	337	56.07%
RANDALL SCOTT QUAREZ	264	43.93%
Total Votes Cast	601	100.00%

TC16

**MATTHEW B. DURRANT** Judicial Retention

Vote For 1

---

	TOTAL	VOTE %
YES	448	74.42%
NO	154	25.58%
Total Votes Cast	602	100.00%

**RYAN D. TENNEY** Judicial Retention

Vote For 1

---

	TOTAL	VOTE %
YES	436	73.65%
NO	156	26.35%
Total Votes Cast	592	100.00%

**HEATHER ANNETTE BRERETON** Judicial Retention

Vote For 1

---

	TOTAL	VOTE %
YES	422	70.57%
NO	176	29.43%
Total Votes Cast	598	100.00%

**TERESA LYNN WELCH** Judicial Retention

Vote For 1

---

	TOTAL	VOTE %
YES	454	76.30%
NO	141	23.70%
Total Votes Cast	595	100.00%

TC16

KRISTINE EDDE JOHNSON Judicial Retention

Vote For 1

---

	TOTAL	VOTE %
YES	416	70.27%
NO	176	29.73%
Total Votes Cast	592	100.00%

WILLIAM K. KENDALL Judicial Retention

Vote For 1

---

	TOTAL	VOTE %
YES	441	74.37%
NO	152	25.63%
Total Votes Cast	593	100.00%

LAURA S. SCOTT Judicial Retention

Vote For 1

---

	TOTAL	VOTE %
YES	453	76.26%
NO	141	23.74%
Total Votes Cast	594	100.00%

JAMES D. GARDNER Judicial Retention

Vote For 1

---

	TOTAL	VOTE %
YES	444	75.00%
NO	148	25.00%
Total Votes Cast	592	100.00%

TC16

KARA LEA PETTIT Judicial Retention

Vote For 1

---

	TOTAL	VOTE %
YES	410	69.26%
NO	182	30.74%
Total Votes Cast	592	100.00%

LELAND DOUGLAS HOGAN Judicial Retention

Vote For 1

---

	TOTAL	VOTE %
YES	458	75.95%
NO	145	24.05%
Total Votes Cast	603	100.00%

TUPAKK AMARU GUSTAVO RENTERIA Judicial Retention

Vote For 1

---

	TOTAL	VOTE %
YES	444	74.75%
NO	150	25.25%
Total Votes Cast	594	100.00%

ANNETTE T. JAN Judicial Retention

Vote For 1

---

	TOTAL	VOTE %
YES	452	76.48%
NO	139	23.52%
Total Votes Cast	591	100.00%



TC16

ELIZABETH MARIE KNIGHT Judicial Retention

Vote For 1

---

	TOTAL	VOTE %
YES	457	77.33%
NO	134	22.67%
Total Votes Cast	591	100.00%

MONICA DIAZ Judicial Retention

Vote For 1

---

	TOTAL	VOTE %
YES	452	76.74%
NO	137	23.26%
Total Votes Cast	589	100.00%

Constitutional Amendment B

Vote For 1

---

	TOTAL	VOTE %
FOR	473	69.15%
AGAINST	211	30.85%
Total Votes Cast	684	100.00%

Constitutional Amendment C

Vote For 1

---

	TOTAL	VOTE %
FOR	597	87.79%
AGAINST	83	12.21%
Total Votes Cast	680	100.00%

TC17

STATISTICS

	TOTAL
Registered Voters - Total	938
Ballots Cast - Total	732
Voter Turnout - Total	78.04%

U.S. President and Vice President

Vote For 1

	TOTAL	VOTE %
REP TRUMP/VANCE	470	64.74%
DEM HARRIS/WALZ	227	31.27%
LIB OLIVER/TER MAAT	10	1.38%
DE LA CRUZ/GARCIA	8	1.10%
CON SKOUSEN/COMBS	4	0.55%
Write-In: Unassigned Candidates	3	0.41%
WEST/ABDULLAH	2	0.28%
GRN STEIN/WARE	2	0.28%
EVERYLOVE	0	0.00%
Write-In: JAY J BOWMAN / DE D.	0	0.00%
Write-In: BUDDIE ARDEN WILKERSON	0	0.00%
Write-In: STEVE M. JOHNSON	0	0.00%
Write-In: ANDRE RAMON MC NEIL	0	0.00%
Write-In: PETER SONSKI / LAUREN MICHELLE ONAK	0	0.00%
Write-In: FUTURE MADAM POTUS	0	0.00%
Write-In: SHONDRA YEVETTE IRVING	0	0.00%
Write-In Totals	3	0.41%
Not Assigned	0	0.00%
Total Votes Cast	726	100.00%

TC17

U.S. Senate

Vote For 1

---

	TOTAL	VOTE %
REP JOHN CURTIS	466	65.73%
DEM CAROLINE GLEICH	194	27.36%
IAP CARLTON E. BOWEN	43	6.06%
Write-In: Unassigned Candidates	6	0.85%
Write-In: LAIRD FETZER HAMBLIN	0	0.00%
Write-In Totals	6	0.85%
Not Assigned	0	0.00%
Total Votes Cast	709	100.00%

U.S. House District 2

Vote For 1

---

	TOTAL	VOTE %
REP CELESTE MALOY	431	62.01%
DEM NATHANIEL E WOODWARD	198	28.49%
CON CASSIE EASLEY	56	8.06%
TYLER MURSET	10	1.44%
Total Votes Cast	695	100.00%

TC17

Governor and Lieutenant Governor

Vote For 1

	TOTAL	VOTE %
REP COX/HENDERSON	379	53.38%
DEM KING/CUMMINGS	184	25.92%
Write-In: PHIL LYMAN / NATALIE	86	12.11%
LIB LATHAM/SHORT	30	4.23%
IAP WILLIAMS/WILLIAMS III	24	3.38%
TOMENY/TAYLOR	3	0.42%
Write-In: CHARLIE TAUTUAA / SYLVIA MIERA FISK	3	0.42%
Write-In: Unassigned Candidates	1	0.14%
Write-In Totals	90	12.68%
Not Assigned	0	0.00%
<b>Total Votes Cast</b>	<b>710</b>	<b>100.00%</b>

Attorney General

Vote For 1

	TOTAL	VOTE %
REP DEREK BROWN	408	59.30%
DEM RUDY J BAUTISTA	178	25.87%
LIB W. ANDREW MCCULLOUGH	37	5.38%
UUP MICHELLE QUIST	34	4.94%
AUSTIN HEPWORTH	31	4.51%
<b>Total Votes Cast</b>	<b>688</b>	<b>100.00%</b>

TC17

State Auditor

Vote For 1

---

	TOTAL	VOTE %
REP TINA CANNON	425	62.23%
DEM CATHERINE VOUTAZ	189	27.67%
CON JEFFREY L. OSTLER	69	10.10%
Total Votes Cast	683	100.00%

State Treasurer

Vote For 1

---

	TOTAL	VOTE %
REP MARLO M. OAKS	459	67.40%
DEM NEIL A HANSEN	189	27.75%
UFP MILES POMEROY	33	4.85%
Total Votes Cast	681	100.00%

State House District 28

Vote For 1

---

	TOTAL	VOTE %
REP NICHOLEEN P. PECK	472	69.51%
DEM FRED L BAKER	207	30.49%
Total Votes Cast	679	100.00%

State School Board 10

Vote For 1

---

	TOTAL	VOTE %
REP MATT HYMAS	451	67.31%
DEM DEBORAH L. GATRELL	219	32.69%
Total Votes Cast	670	100.00%

TC17

County Council - District 1

Vote For 1

---

	TOTAL	VOTE %
REP SCOTT WARDLE	509	100.00%
Total Votes Cast	509	100.00%

County Assessor

Vote For 1

---

	TOTAL	VOTE %
REP JOY L. PETERS	504	100.00%
Total Votes Cast	504	100.00%

County Recorder/Surveyor

Vote For 1

---

	TOTAL	VOTE %
REP JERRY M HOUGHTON	506	100.00%
Total Votes Cast	506	100.00%

County Treasurer

Vote For 1

---

	TOTAL	VOTE %
REP MICHAEL J. JENSEN	514	100.00%
Total Votes Cast	514	100.00%

Local School Board District 4

Vote For 1

---

	TOTAL	VOTE %
VALAREE ALLEN SHIELDS	360	62.28%
RANDALL SCOTT QUAREZ	218	37.72%
Total Votes Cast	578	100.00%

TC17

**MATTHEW B. DURRANT** Judicial Retention

Vote For 1

---

	TOTAL	VOTE %
YES	432	74.10%
NO	151	25.90%
Total Votes Cast	583	100.00%

**RYAN D. TENNEY** Judicial Retention

Vote For 1

---

	TOTAL	VOTE %
YES	421	72.96%
NO	156	27.04%
Total Votes Cast	577	100.00%

**HEATHER ANNETTE BRERETON** Judicial Retention

Vote For 1

---

	TOTAL	VOTE %
YES	419	72.49%
NO	159	27.51%
Total Votes Cast	578	100.00%

**TERESA LYNN WELCH** Judicial Retention

Vote For 1

---

	TOTAL	VOTE %
YES	429	74.09%
NO	150	25.91%
Total Votes Cast	579	100.00%

TC17

KRISTINE EDDE JOHNSON Judicial Retention

Vote For 1

---

	TOTAL	VOTE %
YES	420	72.66%
NO	158	27.34%
Total Votes Cast	578	100.00%

WILLIAM K. KENDALL Judicial Retention

Vote For 1

---

	TOTAL	VOTE %
YES	427	73.88%
NO	151	26.12%
Total Votes Cast	578	100.00%

LAURA S. SCOTT Judicial Retention

Vote For 1

---

	TOTAL	VOTE %
YES	437	75.48%
NO	142	24.52%
Total Votes Cast	579	100.00%

JAMES D. GARDNER Judicial Retention

Vote For 1

---

	TOTAL	VOTE %
YES	431	74.57%
NO	147	25.43%
Total Votes Cast	578	100.00%



TC17

KARA LEA PETTIT Judicial Retention

Vote For 1

---

	TOTAL	VOTE %
YES	419	72.37%
NO	160	27.63%
Total Votes Cast	579	100.00%

LELAND DOUGLAS HOGAN Judicial Retention

Vote For 1

---

	TOTAL	VOTE %
YES	423	72.56%
NO	160	27.44%
Total Votes Cast	583	100.00%

TUPAKK AMARU GUSTAVO RENTERIA Judicial Retention

Vote For 1

---

	TOTAL	VOTE %
YES	420	72.54%
NO	159	27.46%
Total Votes Cast	579	100.00%

ANNETTE T. JAN Judicial Retention

Vote For 1

---

	TOTAL	VOTE %
YES	438	76.31%
NO	136	23.69%
Total Votes Cast	574	100.00%

TC17

ELIZABETH MARIE KNIGHT Judicial Retention

Vote For 1

---

	TOTAL	VOTE %
YES	445	77.39%
NO	130	22.61%
Total Votes Cast	575	100.00%

MONICA DIAZ Judicial Retention

Vote For 1

---

	TOTAL	VOTE %
YES	443	77.18%
NO	131	22.82%
Total Votes Cast	574	100.00%

Constitutional Amendment B

Vote For 1

---

	TOTAL	VOTE %
FOR	428	63.60%
AGAINST	245	36.40%
Total Votes Cast	673	100.00%

Constitutional Amendment C

Vote For 1

---

	TOTAL	VOTE %
FOR	579	86.55%
AGAINST	90	13.45%
Total Votes Cast	669	100.00%

TC18

STATISTICS

	TOTAL
Registered Voters - Total	891
Ballots Cast - Total	689
Voter Turnout - Total	77.33%

U.S. President and Vice President

Vote For 1

	TOTAL	VOTE %
REP TRUMP/VANCE	411	60.00%
DEM HARRIS/WALZ	241	35.18%
LIB OLIVER/TER MAAT	9	1.31%
Write-In: Unassigned Candidates	8	1.17%
CON SKOUSEN/COMBS	7	1.02%
GRN STEIN/WARE	5	0.73%
WEST/ABDULLAH	3	0.44%
DE LA CRUZ/GARCIA	1	0.15%
EVERYLOVE	0	0.00%
Write-In: JAY J BOWMAN / DE D.	0	0.00%
Write-In: BUDDIE ARDEN WILKERSON	0	0.00%
Write-In: STEVE M. JOHNSON	0	0.00%
Write-In: ANDRE RAMON MC NEIL	0	0.00%
Write-In: PETER SONSKI / LAUREN MICHELLE ONAK	0	0.00%
Write-In: FUTURE MADAM POTUS	0	0.00%
Write-In: SHONDRA YEVETTE IRVING	0	0.00%
Write-In Totals	8	1.17%
Not Assigned	0	0.00%
Total Votes Cast	685	100.00%

TC18

U.S. Senate

Vote For 1

---

	TOTAL	VOTE %
REP JOHN CURTIS	375	56.48%
DEM CAROLINE GLEICH	226	34.04%
IAP CARLTON E. BOWEN	59	8.89%
Write-In: Unassigned Candidates	4	0.60%
Write-In: LAIRD FETZER HAMBLIN	0	0.00%
Write-In Totals	4	0.60%
Not Assigned	0	0.00%
Total Votes Cast	664	100.00%

U.S. House District 2

Vote For 1

---

	TOTAL	VOTE %
REP CELESTE MALOY	352	53.91%
DEM NATHANIEL E WOODWARD	216	33.08%
CON CASSIE EASLEY	61	9.34%
TYLER MURSET	24	3.68%
Total Votes Cast	653	100.00%

TC18

Governor and Lieutenant Governor

Vote For 1

---

	TOTAL	VOTE %
REP COX/HENDERSON	368	54.93%
DEM KING/CUMMINGS	209	31.19%
Write-In: PHIL LYMAN / NATALIE	34	5.07%
LIB LATHAM/SHORT	29	4.33%
IAP WILLIAMS/WILLIAMS III	23	3.43%
TOMENY/TAYLOR	5	0.75%
Write-In: Unassigned Candidates	2	0.30%
Write-In: CHARLIE TAUTUAA / SYLVIA MIERA FISK	0	0.00%
Write-In Totals	36	5.37%
Not Assigned	0	0.00%
<b>Total Votes Cast</b>	<b>670</b>	<b>100.00%</b>

Attorney General

Vote For 1

---

	TOTAL	VOTE %
REP DEREK BROWN	356	54.94%
DEM RUDY J BAUTISTA	196	30.25%
UUP MICHELLE QUIST	46	7.10%
LIB W. ANDREW MCCULLOUGH	30	4.63%
AUSTIN HEPWORTH	20	3.09%
<b>Total Votes Cast</b>	<b>648</b>	<b>100.00%</b>

TC18

State Auditor

Vote For 1

---

	TOTAL	VOTE %
REP TINA CANNON	372	58.40%
DEM CATHERINE VOUTAZ	212	33.28%
CON JEFFREY L. OSTLER	53	8.32%
Total Votes Cast	637	100.00%

State Treasurer

Vote For 1

---

	TOTAL	VOTE %
REP MARLO M. OAKS	380	59.65%
DEM NEIL A HANSEN	205	32.18%
UFP MILES POMEROY	52	8.16%
Total Votes Cast	637	100.00%

State House District 28

Vote For 1

---

	TOTAL	VOTE %
REP NICHOLEEN P. PECK	379	60.93%
DEM FRED L BAKER	243	39.07%
Total Votes Cast	622	100.00%

State School Board 10

Vote For 1

---

	TOTAL	VOTE %
REP MATT HYMAS	386	60.88%
DEM DEBORAH L. GATRELL	248	39.12%
Total Votes Cast	634	100.00%

TC18

County Council - District 1

Vote For 1

---

	TOTAL	VOTE %
REP SCOTT WARDLE	474	100.00%
Total Votes Cast	474	100.00%

County Assessor

Vote For 1

---

	TOTAL	VOTE %
REP JOY L. PETERS	472	100.00%
Total Votes Cast	472	100.00%

County Recorder/Surveyor

Vote For 1

---

	TOTAL	VOTE %
REP JERRY M HOUGHTON	465	100.00%
Total Votes Cast	465	100.00%

County Treasurer

Vote For 1

---

	TOTAL	VOTE %
REP MICHAEL J. JENSEN	486	100.00%
Total Votes Cast	486	100.00%

Local School Board District 1

Vote For 1

---

	TOTAL	VOTE %
ROBERT (BOB) HOWARD GOWANS	495	100.00%
Total Votes Cast	495	100.00%

TC18

**MATTHEW B. DURRANT** Judicial Retention

Vote For 1

---

	TOTAL	VOTE %
YES	410	71.43%
NO	164	28.57%
Total Votes Cast	574	100.00%

**RYAN D. TENNEY** Judicial Retention

Vote For 1

---

	TOTAL	VOTE %
YES	404	70.51%
NO	169	29.49%
Total Votes Cast	573	100.00%

**HEATHER ANNETTE BRERETON** Judicial Retention

Vote For 1

---

	TOTAL	VOTE %
YES	404	71.50%
NO	161	28.50%
Total Votes Cast	565	100.00%

**TERESA LYNN WELCH** Judicial Retention

Vote For 1

---

	TOTAL	VOTE %
YES	424	74.78%
NO	143	25.22%
Total Votes Cast	567	100.00%



TC18

KRISTINE EDDE JOHNSON Judicial Retention

Vote For 1

---

	TOTAL	VOTE %
YES	404	71.13%
NO	164	28.87%
Total Votes Cast	568	100.00%

WILLIAM K. KENDALL Judicial Retention

Vote For 1

---

	TOTAL	VOTE %
YES	395	69.54%
NO	173	30.46%
Total Votes Cast	568	100.00%

LAURA S. SCOTT Judicial Retention

Vote For 1

---

	TOTAL	VOTE %
YES	422	74.04%
NO	148	25.96%
Total Votes Cast	570	100.00%

JAMES D. GARDNER Judicial Retention

Vote For 1

---

	TOTAL	VOTE %
YES	395	69.79%
NO	171	30.21%
Total Votes Cast	566	100.00%

TC18

KARA LEA PETTIT Judicial Retention

Vote For 1

---

	TOTAL	VOTE %
YES	415	72.81%
NO	155	27.19%
Total Votes Cast	570	100.00%

LELAND DOUGLAS HOGAN Judicial Retention

Vote For 1

---

	TOTAL	VOTE %
YES	405	69.59%
NO	177	30.41%
Total Votes Cast	582	100.00%

TUPAKK AMARU GUSTAVO RENTERIA Judicial Retention

Vote For 1

---

	TOTAL	VOTE %
YES	413	72.46%
NO	157	27.54%
Total Votes Cast	570	100.00%

ANNETTE T. JAN Judicial Retention

Vote For 1

---

	TOTAL	VOTE %
YES	420	74.20%
NO	146	25.80%
Total Votes Cast	566	100.00%

TC18

ELIZABETH MARIE KNIGHT Judicial Retention

Vote For 1

---

	TOTAL	VOTE %
YES	426	75.40%
NO	139	24.60%
Total Votes Cast	565	100.00%

MONICA DIAZ Judicial Retention

Vote For 1

---

	TOTAL	VOTE %
YES	432	76.73%
NO	131	23.27%
Total Votes Cast	563	100.00%

Constitutional Amendment B

Vote For 1

---

	TOTAL	VOTE %
FOR	348	54.63%
AGAINST	289	45.37%
Total Votes Cast	637	100.00%

Constitutional Amendment C

Vote For 1

---

	TOTAL	VOTE %
FOR	538	84.06%
AGAINST	102	15.94%
Total Votes Cast	640	100.00%

TC19

STATISTICS

	TOTAL
Registered Voters - Total	792
Ballots Cast - Total	630
Voter Turnout - Total	79.55%

U.S. President and Vice President

Vote For 1

	TOTAL	VOTE %
REP TRUMP/VANCE	453	73.18%
DEM HARRIS/WALZ	152	24.56%
LIB OLIVER/TER MAAT	4	0.65%
CON SKOUSEN/COMBS	3	0.48%
Write-In: Unassigned Candidates	3	0.48%
GRN STEIN/WARE	2	0.32%
EVERYLOVE	1	0.16%
DE LA CRUZ/GARCIA	1	0.16%
WEST/ABDULLAH	0	0.00%
Write-In: JAY J BOWMAN / DE D.	0	0.00%
Write-In: BUDDIE ARDEN WILKERSON	0	0.00%
Write-In: STEVE M. JOHNSON	0	0.00%
Write-In: ANDRE RAMON MC NEIL	0	0.00%
Write-In: PETER SONSKI / LAUREN MICHELLE ONAK	0	0.00%
Write-In: FUTURE MADAM POTUS	0	0.00%
Write-In: SHONDRA YEVETTE IRVING	0	0.00%
Write-In Totals	3	0.48%
Not Assigned	0	0.00%
<b>Total Votes Cast</b>	<b>619</b>	<b>100.00%</b>

TC19

U.S. Senate

Vote For 1

---

	TOTAL	VOTE %
REP JOHN CURTIS	402	65.79%
DEM CAROLINE GLEICH	133	21.77%
IAP CARLTON E. BOWEN	70	11.46%
Write-In: Unassigned Candidates	6	0.98%
Write-In: LAIRD FETZER HAMBLIN	0	0.00%
Write-In Totals	6	0.98%
Not Assigned	0	0.00%
Total Votes Cast	611	100.00%

U.S. House District 2

Vote For 1

---

	TOTAL	VOTE %
REP CELESTE MALOY	400	66.23%
DEM NATHANIEL E WOODWARD	116	19.21%
CON CASSIE EASLEY	74	12.25%
TYLER MURSET	14	2.32%
Total Votes Cast	604	100.00%

TC19

Governor and Lieutenant Governor

Vote For 1

---

	TOTAL	VOTE %
REP COX/HENDERSON	345	56.74%
DEM KING/CUMMINGS	106	17.43%
Write-In: PHIL LYMAN / NATALIE	81	13.32%
IAP WILLIAMS/WILLIAMS III	37	6.09%
LIB LATHAM/SHORT	33	5.43%
TOMENY/TAYLOR	5	0.82%
Write-In: Unassigned Candidates	1	0.16%
Write-In: CHARLIE TAUTUAA / SYLVIA MIERA FISK	0	0.00%
Write-In Totals	82	13.49%
Not Assigned	0	0.00%
Total Votes Cast	608	100.00%

Attorney General

Vote For 1

---

	TOTAL	VOTE %
REP DEREK BROWN	380	63.97%
DEM RUDY J BAUTISTA	123	20.71%
AUSTIN HEPWORTH	42	7.07%
LIB W. ANDREW MCCULLOUGH	25	4.21%
UUP MICHELLE QUIST	24	4.04%
Total Votes Cast	594	100.00%

TC19

State Auditor

Vote For 1

---

	TOTAL	VOTE %
REP TINA CANNON	423	71.94%
DEM CATHERINE VOUTAZ	118	20.07%
CON JEFFREY L. OSTLER	47	7.99%
Total Votes Cast	588	100.00%

State Treasurer

Vote For 1

---

	TOTAL	VOTE %
REP MARLO M. OAKS	433	73.64%
DEM NEIL A HANSEN	113	19.22%
UFP MILES POMEROY	42	7.14%
Total Votes Cast	588	100.00%

State House District 28

Vote For 1

---

	TOTAL	VOTE %
REP NICHOLEEN P. PECK	452	76.87%
DEM FRED L BAKER	136	23.13%
Total Votes Cast	588	100.00%

State School Board 10

Vote For 1

---

	TOTAL	VOTE %
REP MATT HYMAS	414	71.26%
DEM DEBORAH L. GATRELL	167	28.74%
Total Votes Cast	581	100.00%

TC19

County Council - District 1

Vote For 1

---

	TOTAL	VOTE %
REP SCOTT WARDLE	470	100.00%
Total Votes Cast	470	100.00%

County Assessor

Vote For 1

---

	TOTAL	VOTE %
REP JOY L. PETERS	457	100.00%
Total Votes Cast	457	100.00%

County Recorder/Surveyor

Vote For 1

---

	TOTAL	VOTE %
REP JERRY M HOUGHTON	454	100.00%
Total Votes Cast	454	100.00%

County Treasurer

Vote For 1

---

	TOTAL	VOTE %
REP MICHAEL J. JENSEN	465	100.00%
Total Votes Cast	465	100.00%

Local School Board District 1

Vote For 1

---

	TOTAL	VOTE %
ROBERT (BOB) HOWARD GOWANS	453	100.00%
Total Votes Cast	453	100.00%



TC19

**MATTHEW B. DURRANT** Judicial Retention

Vote For 1

---

	TOTAL	VOTE %
YES	379	72.33%
NO	145	27.67%
Total Votes Cast	524	100.00%

**RYAN D. TENNEY** Judicial Retention

Vote For 1

---

	TOTAL	VOTE %
YES	369	71.37%
NO	148	28.63%
Total Votes Cast	517	100.00%

**HEATHER ANNETTE BRERETON** Judicial Retention

Vote For 1

---

	TOTAL	VOTE %
YES	375	72.96%
NO	139	27.04%
Total Votes Cast	514	100.00%

**TERESA LYNN WELCH** Judicial Retention

Vote For 1

---

	TOTAL	VOTE %
YES	372	71.81%
NO	146	28.19%
Total Votes Cast	518	100.00%

TC19

KRISTINE EDDE JOHNSON Judicial Retention

Vote For 1

---

	TOTAL	VOTE %
YES	371	72.32%
NO	142	27.68%
Total Votes Cast	513	100.00%

WILLIAM K. KENDALL Judicial Retention

Vote For 1

---

	TOTAL	VOTE %
YES	359	69.84%
NO	155	30.16%
Total Votes Cast	514	100.00%

LAURA S. SCOTT Judicial Retention

Vote For 1

---

	TOTAL	VOTE %
YES	379	73.88%
NO	134	26.12%
Total Votes Cast	513	100.00%

JAMES D. GARDNER Judicial Retention

Vote For 1

---

	TOTAL	VOTE %
YES	369	71.93%
NO	144	28.07%
Total Votes Cast	513	100.00%

TC19

KARA LEA PETTIT Judicial Retention

Vote For 1

---

	TOTAL	VOTE %
YES	363	71.04%
NO	148	28.96%
Total Votes Cast	511	100.00%

LELAND DOUGLAS HOGAN Judicial Retention

Vote For 1

---

	TOTAL	VOTE %
YES	380	73.79%
NO	135	26.21%
Total Votes Cast	515	100.00%

TUPAKK AMARU GUSTAVO RENTERIA Judicial Retention

Vote For 1

---

	TOTAL	VOTE %
YES	353	69.22%
NO	157	30.78%
Total Votes Cast	510	100.00%

ANNETTE T. JAN Judicial Retention

Vote For 1

---

	TOTAL	VOTE %
YES	380	74.95%
NO	127	25.05%
Total Votes Cast	507	100.00%

TC19

ELIZABETH MARIE KNIGHT Judicial Retention

Vote For 1

---

	TOTAL	VOTE %
YES	385	75.20%
NO	127	24.80%
Total Votes Cast	512	100.00%

MONICA DIAZ Judicial Retention

Vote For 1

---

	TOTAL	VOTE %
YES	371	73.18%
NO	136	26.82%
Total Votes Cast	507	100.00%

Constitutional Amendment B

Vote For 1

---

	TOTAL	VOTE %
FOR	356	59.93%
AGAINST	238	40.07%
Total Votes Cast	594	100.00%

Constitutional Amendment C

Vote For 1

---

	TOTAL	VOTE %
FOR	527	87.69%
AGAINST	74	12.31%
Total Votes Cast	601	100.00%

TC20

STATISTICS

	TOTAL
Registered Voters - Total	967
Ballots Cast - Total	776
Voter Turnout - Total	80.25%

U.S. President and Vice President

Vote For 1

	TOTAL	VOTE %
REP TRUMP/VANCE	512	66.41%
DEM HARRIS/WALZ	225	29.18%
CON SKOUSEN/COMBS	11	1.43%
LIB OLIVER/TER MAAT	8	1.04%
DE LA CRUZ/GARCIA	5	0.65%
Write-In: Unassigned Candidates	5	0.65%
EVERYLOVE	2	0.26%
GRN STEIN/WARE	2	0.26%
WEST/ABDULLAH	1	0.13%
Write-In: JAY J BOWMAN / DE D.	0	0.00%
Write-In: BUDDIE ARDEN WILKERSON	0	0.00%
Write-In: STEVE M. JOHNSON	0	0.00%
Write-In: ANDRE RAMON MC NEIL	0	0.00%
Write-In: PETER SONSKI / LAUREN MICHELLE ONAK	0	0.00%
Write-In: FUTURE MADAM POTUS	0	0.00%
Write-In: SHONDRA YEVETTE IRVING	0	0.00%
Write-In Totals	5	0.65%
Not Assigned	0	0.00%
<b>Total Votes Cast</b>	<b>771</b>	<b>100.00%</b>

TC20

U.S. Senate

Vote For 1

---

	TOTAL	VOTE %
REP JOHN CURTIS	512	67.64%
DEM CAROLINE GLEICH	177	23.38%
IAP CARLTON E. BOWEN	62	8.19%
Write-In: Unassigned Candidates	6	0.79%
Write-In: LAIRD FETZER HAMBLIN	0	0.00%
Write-In Totals	6	0.79%
Not Assigned	0	0.00%
Total Votes Cast	757	100.00%

U.S. House District 2

Vote For 1

---

	TOTAL	VOTE %
REP CELESTE MALOY	495	66.44%
DEM NATHANIEL E WOODWARD	184	24.70%
CON CASSIE EASLEY	43	5.77%
TYLER MURSET	23	3.09%
Total Votes Cast	745	100.00%

TC20

Governor and Lieutenant Governor

Vote For 1

---

	TOTAL	VOTE %
REP COX/HENDERSON	470	61.84%
DEM KING/CUMMINGS	142	18.68%
Write-In: PHIL LYMAN / NATALIE	83	10.92%
IAP WILLIAMS/WILLIAMS III	31	4.08%
LIB LATHAM/SHORT	25	3.29%
TOMENY/TAYLOR	7	0.92%
Write-In: Unassigned Candidates	2	0.26%
Write-In: CHARLIE TAUTUAA / SYLVIA MIERA FISK	0	0.00%
Write-In Totals	85	11.18%
Not Assigned	0	0.00%
<b>Total Votes Cast</b>	<b>760</b>	<b>100.00%</b>

Attorney General

Vote For 1

---

	TOTAL	VOTE %
REP DEREK BROWN	478	66.11%
DEM RUDY J BAUTISTA	166	22.96%
UUP MICHELLE QUIST	34	4.70%
LIB W. ANDREW MCCULLOUGH	28	3.87%
AUSTIN HEPWORTH	17	2.35%
<b>Total Votes Cast</b>	<b>723</b>	<b>100.00%</b>

TC20

State Auditor

Vote For 1

---

	TOTAL	VOTE %
REP TINA CANNON	486	67.41%
DEM CATHERINE VOUTAZ	175	24.27%
CON JEFFREY L. OSTLER	60	8.32%
Total Votes Cast	721	100.00%

State Treasurer

Vote For 1

---

	TOTAL	VOTE %
REP MARLO M. OAKS	511	70.39%
DEM NEIL A HANSEN	164	22.59%
UFP MILES POMEROY	51	7.02%
Total Votes Cast	726	100.00%

State House District 28

Vote For 1

---

	TOTAL	VOTE %
REP NICHOLEEN P. PECK	520	72.93%
DEM FRED L BAKER	193	27.07%
Total Votes Cast	713	100.00%

State School Board 10

Vote For 1

---

	TOTAL	VOTE %
REP MATT HYMAS	491	69.45%
DEM DEBORAH L. GATRELL	216	30.55%
Total Votes Cast	707	100.00%



TC20

County Council - District 1

Vote For 1

---

	TOTAL	VOTE %
REP SCOTT WARDLE	568	100.00%
Total Votes Cast	568	100.00%

County Assessor

Vote For 1

---

	TOTAL	VOTE %
REP JOY L. PETERS	560	100.00%
Total Votes Cast	560	100.00%

County Recorder/Surveyor

Vote For 1

---

	TOTAL	VOTE %
REP JERRY M HOUGHTON	557	100.00%
Total Votes Cast	557	100.00%

County Treasurer

Vote For 1

---

	TOTAL	VOTE %
REP MICHAEL J. JENSEN	572	100.00%
Total Votes Cast	572	100.00%

Local School Board District 1

Vote For 1

---

	TOTAL	VOTE %
ROBERT (BOB) HOWARD GOWANS	581	100.00%
Total Votes Cast	581	100.00%

TC20

**MATTHEW B. DURRANT** Judicial Retention

Vote For 1

---

	TOTAL	VOTE %
YES	490	78.90%
NO	131	21.10%
Total Votes Cast	621	100.00%

**RYAN D. TENNEY** Judicial Retention

Vote For 1

---

	TOTAL	VOTE %
YES	471	76.46%
NO	145	23.54%
Total Votes Cast	616	100.00%

**HEATHER ANNETTE BRERETON** Judicial Retention

Vote For 1

---

	TOTAL	VOTE %
YES	461	74.84%
NO	155	25.16%
Total Votes Cast	616	100.00%

**TERESA LYNN WELCH** Judicial Retention

Vote For 1

---

	TOTAL	VOTE %
YES	486	78.51%
NO	133	21.49%
Total Votes Cast	619	100.00%

TC20

KRISTINE EDDE JOHNSON Judicial Retention

Vote For 1

---

	TOTAL	VOTE %
YES	469	76.63%
NO	143	23.37%
Total Votes Cast	612	100.00%

WILLIAM K. KENDALL Judicial Retention

Vote For 1

---

	TOTAL	VOTE %
YES	461	75.20%
NO	152	24.80%
Total Votes Cast	613	100.00%

LAURA S. SCOTT Judicial Retention

Vote For 1

---

	TOTAL	VOTE %
YES	484	78.96%
NO	129	21.04%
Total Votes Cast	613	100.00%

JAMES D. GARDNER Judicial Retention

Vote For 1

---

	TOTAL	VOTE %
YES	471	76.84%
NO	142	23.16%
Total Votes Cast	613	100.00%

TC20

KARA LEA PETTIT Judicial Retention

Vote For 1

---

	TOTAL	VOTE %
YES	448	73.08%
NO	165	26.92%
Total Votes Cast	613	100.00%

LELAND DOUGLAS HOGAN Judicial Retention

Vote For 1

---

	TOTAL	VOTE %
YES	484	76.83%
NO	146	23.17%
Total Votes Cast	630	100.00%

TUPAKK AMARU GUSTAVO RENTERIA Judicial Retention

Vote For 1

---

	TOTAL	VOTE %
YES	462	75.37%
NO	151	24.63%
Total Votes Cast	613	100.00%

ANNETTE T. JAN Judicial Retention

Vote For 1

---

	TOTAL	VOTE %
YES	475	78.25%
NO	132	21.75%
Total Votes Cast	607	100.00%

TC20

ELIZABETH MARIE KNIGHT Judicial Retention

Vote For 1

---

	TOTAL	VOTE %
YES	475	77.74%
NO	136	22.26%
Total Votes Cast	611	100.00%

MONICA DIAZ Judicial Retention

Vote For 1

---

	TOTAL	VOTE %
YES	470	77.05%
NO	140	22.95%
Total Votes Cast	610	100.00%

Constitutional Amendment B

Vote For 1

---

	TOTAL	VOTE %
FOR	435	60.17%
AGAINST	288	39.83%
Total Votes Cast	723	100.00%

Constitutional Amendment C

Vote For 1

---

	TOTAL	VOTE %
FOR	633	86.95%
AGAINST	95	13.05%
Total Votes Cast	728	100.00%

TC21

STATISTICS

	TOTAL
Registered Voters - Total	1,006
Ballots Cast - Total	816
Voter Turnout - Total	81.11%

U.S. President and Vice President

Vote For 1

	TOTAL	VOTE %
REP TRUMP/VANCE	544	67.24%
DEM HARRIS/WALZ	225	27.81%
LIB OLIVER/TER MAAT	13	1.61%
Write-In: Unassigned Candidates	10	1.24%
GRN STEIN/WARE	9	1.11%
CON SKOUSEN/COMBS	7	0.87%
EVERYLOVE	1	0.12%
WEST/ABDULLAH	0	0.00%
DE LA CRUZ/GARCIA	0	0.00%
Write-In: JAY J BOWMAN / DE D.	0	0.00%
Write-In: BUDDIE ARDEN WILKERSON	0	0.00%
Write-In: STEVE M. JOHNSON	0	0.00%
Write-In: ANDRE RAMON MC NEIL	0	0.00%
Write-In: PETER SONSKI / LAUREN MICHELLE ONAK	0	0.00%
Write-In: FUTURE MADAM POTUS	0	0.00%
Write-In: SHONDRA YEVETTE IRVING	0	0.00%
Write-In Totals	10	1.24%
Not Assigned	0	0.00%
<b>Total Votes Cast</b>	<b>809</b>	<b>100.00%</b>

TC21

U.S. Senate

Vote For 1

---

	TOTAL	VOTE %
REP JOHN CURTIS	539	68.14%
DEM CAROLINE GLEICH	189	23.89%
IAP CARLTON E. BOWEN	56	7.08%
Write-In: Unassigned Candidates	7	0.88%
Write-In: LAIRD FETZER HAMBLIN	0	0.00%
Write-In Totals	7	0.88%
Not Assigned	0	0.00%
Total Votes Cast	791	100.00%

U.S. House District 2

Vote For 1

---

	TOTAL	VOTE %
REP CELESTE MALOY	512	65.64%
DEM NATHANIEL E WOODWARD	191	24.49%
CON CASSIE EASLEY	64	8.21%
TYLER MURSET	13	1.67%
Total Votes Cast	780	100.00%

TC21

Governor and Lieutenant Governor

Vote For 1

---

	TOTAL	VOTE %
REP COX/HENDERSON	467	58.45%
DEM KING/CUMMINGS	169	21.15%
Write-In: PHIL LYMAN / NATALIE	102	12.77%
IAP WILLIAMS/WILLIAMS III	27	3.38%
LIB LATHAM/SHORT	27	3.38%
TOMENY/TAYLOR	5	0.63%
Write-In: Unassigned Candidates	2	0.25%
Write-In: CHARLIE TAUTUAA / SYLVIA MIERA FISK	0	0.00%
Write-In Totals	104	13.02%
Not Assigned	0	0.00%
<b>Total Votes Cast</b>	<b>799</b>	<b>100.00%</b>

Attorney General

Vote For 1

---

	TOTAL	VOTE %
REP DEREK BROWN	513	66.02%
DEM RUDY J BAUTISTA	174	22.39%
UUP MICHELLE QUIST	40	5.15%
LIB W. ANDREW MCCULLOUGH	29	3.73%
AUSTIN HEPWORTH	21	2.70%
<b>Total Votes Cast</b>	<b>777</b>	<b>100.00%</b>



TC21

State Auditor

Vote For 1

---

	TOTAL	VOTE %
REP TINA CANNON	525	68.18%
DEM CATHERINE VOUTAZ	188	24.42%
CON JEFFREY L. OSTLER	57	7.40%
Total Votes Cast	770	100.00%

State Treasurer

Vote For 1

---

	TOTAL	VOTE %
REP MARLO M. OAKS	563	73.31%
DEM NEIL A HANSEN	175	22.79%
UFP MILES POMEROY	30	3.91%
Total Votes Cast	768	100.00%

State House District 28

Vote For 1

---

	TOTAL	VOTE %
REP NICHOLEEN P. PECK	564	72.96%
DEM FRED L BAKER	209	27.04%
Total Votes Cast	773	100.00%

State School Board 10

Vote For 1

---

	TOTAL	VOTE %
REP MATT HYMAS	534	71.01%
DEM DEBORAH L. GATRELL	218	28.99%
Total Votes Cast	752	100.00%

TC21

County Council - District 1

Vote For 1

---

	TOTAL	VOTE %
REP SCOTT WARDLE	622	100.00%
Total Votes Cast	622	100.00%

County Assessor

Vote For 1

---

	TOTAL	VOTE %
REP JOY L. PETERS	592	100.00%
Total Votes Cast	592	100.00%

County Recorder/Surveyor

Vote For 1

---

	TOTAL	VOTE %
REP JERRY M HOUGHTON	595	100.00%
Total Votes Cast	595	100.00%

County Treasurer

Vote For 1

---

	TOTAL	VOTE %
REP MICHAEL J. JENSEN	605	100.00%
Total Votes Cast	605	100.00%

Local School Board District 1

Vote For 1

---

	TOTAL	VOTE %
ROBERT (BOB) HOWARD GOWANS	593	100.00%
Total Votes Cast	593	100.00%

TC21

**MATTHEW B. DURRANT** Judicial Retention

Vote For 1

---

	TOTAL	VOTE %
YES	504	74.34%
NO	174	25.66%
Total Votes Cast	678	100.00%

**RYAN D. TENNEY** Judicial Retention

Vote For 1

---

	TOTAL	VOTE %
YES	495	73.44%
NO	179	26.56%
Total Votes Cast	674	100.00%

**HEATHER ANNETTE BRERETON** Judicial Retention

Vote For 1

---

	TOTAL	VOTE %
YES	474	70.64%
NO	197	29.36%
Total Votes Cast	671	100.00%

**TERESA LYNN WELCH** Judicial Retention

Vote For 1

---

	TOTAL	VOTE %
YES	490	72.92%
NO	182	27.08%
Total Votes Cast	672	100.00%

TC21

KRISTINE EDDE JOHNSON Judicial Retention

Vote For 1

---

	TOTAL	VOTE %
YES	469	69.69%
NO	204	30.31%
Total Votes Cast	673	100.00%

WILLIAM K. KENDALL Judicial Retention

Vote For 1

---

	TOTAL	VOTE %
YES	495	73.77%
NO	176	26.23%
Total Votes Cast	671	100.00%

LAURA S. SCOTT Judicial Retention

Vote For 1

---

	TOTAL	VOTE %
YES	500	74.18%
NO	174	25.82%
Total Votes Cast	674	100.00%

JAMES D. GARDNER Judicial Retention

Vote For 1

---

	TOTAL	VOTE %
YES	508	74.93%
NO	170	25.07%
Total Votes Cast	678	100.00%

TC21

KARA LEA PETTIT Judicial Retention

Vote For 1

---

	TOTAL	VOTE %
YES	479	71.17%
NO	194	28.83%
Total Votes Cast	673	100.00%

LELAND DOUGLAS HOGAN Judicial Retention

Vote For 1

---

	TOTAL	VOTE %
YES	501	73.03%
NO	185	26.97%
Total Votes Cast	686	100.00%

TUPAKK AMARU GUSTAVO RENTERIA Judicial Retention

Vote For 1

---

	TOTAL	VOTE %
YES	480	71.64%
NO	190	28.36%
Total Votes Cast	670	100.00%

ANNETTE T. JAN Judicial Retention

Vote For 1

---

	TOTAL	VOTE %
YES	505	74.93%
NO	169	25.07%
Total Votes Cast	674	100.00%

TC21

ELIZABETH MARIE KNIGHT Judicial Retention

Vote For 1

---

	TOTAL	VOTE %
YES	505	74.93%
NO	169	25.07%
Total Votes Cast	674	100.00%

MONICA DIAZ Judicial Retention

Vote For 1

---

	TOTAL	VOTE %
YES	492	73.21%
NO	180	26.79%
Total Votes Cast	672	100.00%

Constitutional Amendment B

Vote For 1

---

	TOTAL	VOTE %
FOR	466	61.48%
AGAINST	292	38.52%
Total Votes Cast	758	100.00%

Constitutional Amendment C

Vote For 1

---

	TOTAL	VOTE %
FOR	657	85.32%
AGAINST	113	14.68%
Total Votes Cast	770	100.00%

TC22

STATISTICS

	TOTAL
Registered Voters - Total	830
Ballots Cast - Total	670
Voter Turnout - Total	80.72%

U.S. President and Vice President

Vote For 1

	TOTAL	VOTE %
REP TRUMP/VANCE	420	63.06%
DEM HARRIS/WALZ	221	33.18%
LIB OLIVER/TER MAAT	10	1.50%
EVERYLOVE	4	0.60%
CON SKOUSEN/COMBS	4	0.60%
Write-In: Unassigned Candidates	3	0.45%
GRN STEIN/WARE	2	0.30%
WEST/ABDULLAH	1	0.15%
DE LA CRUZ/GARCIA	1	0.15%
Write-In: JAY J BOWMAN / DE D.	0	0.00%
Write-In: BUDDIE ARDEN WILKERSON	0	0.00%
Write-In: STEVE M. JOHNSON	0	0.00%
Write-In: ANDRE RAMON MC NEIL	0	0.00%
Write-In: PETER SONSKI / LAUREN MICHELLE ONAK	0	0.00%
Write-In: FUTURE MADAM POTUS	0	0.00%
Write-In: SHONDRA YEVETTE IRVING	0	0.00%
Write-In Totals	3	0.45%
Not Assigned	0	0.00%
Total Votes Cast	666	100.00%

TC22

U.S. Senate

Vote For 1

---

	TOTAL	VOTE %
REP JOHN CURTIS	420	65.42%
DEM CAROLINE GLEICH	183	28.50%
IAP CARLTON E. BOWEN	36	5.61%
Write-In: Unassigned Candidates	3	0.47%
Write-In: LAIRD FETZER HAMBLIN	0	0.00%
Write-In Totals	3	0.47%
Not Assigned	0	0.00%
Total Votes Cast	642	100.00%

U.S. House District 2

Vote For 1

---

	TOTAL	VOTE %
REP CELESTE MALOY	387	61.43%
DEM NATHANIEL E WOODWARD	182	28.89%
CON CASSIE EASLEY	41	6.51%
TYLER MURSET	20	3.17%
Total Votes Cast	630	100.00%



TC22

Governor and Lieutenant Governor

Vote For 1

---

	TOTAL	VOTE %
REP COX/HENDERSON	369	56.86%
DEM KING/CUMMINGS	166	25.58%
Write-In: PHIL LYMAN / NATALIE	68	10.48%
LIB LATHAM/SHORT	26	4.01%
IAP WILLIAMS/WILLIAMS III	15	2.31%
TOMENY/TAYLOR	5	0.77%
Write-In: Unassigned Candidates	0	0.00%
Write-In: CHARLIE TAUTUAA / SYLVIA MIERA FISK	0	0.00%
Write-In Totals	68	10.48%
Not Assigned	0	0.00%
<b>Total Votes Cast</b>	<b>649</b>	<b>100.00%</b>

Attorney General

Vote For 1

---

	TOTAL	VOTE %
REP DEREK BROWN	372	59.42%
DEM RUDY J BAUTISTA	159	25.40%
UUP MICHELLE QUIST	43	6.87%
LIB W. ANDREW MCCULLOUGH	36	5.75%
AUSTIN HEPWORTH	16	2.56%
<b>Total Votes Cast</b>	<b>626</b>	<b>100.00%</b>

TC22

State Auditor

Vote For 1

---

	TOTAL	VOTE %
REP TINA CANNON	397	64.76%
DEM CATHERINE VOUTAZ	173	28.22%
CON JEFFREY L. OSTLER	43	7.01%
Total Votes Cast	613	100.00%

State Treasurer

Vote For 1

---

	TOTAL	VOTE %
REP MARLO M. OAKS	392	64.37%
DEM NEIL A HANSEN	171	28.08%
UFP MILES POMEROY	46	7.55%
Total Votes Cast	609	100.00%

State House District 28

Vote For 1

---

	TOTAL	VOTE %
REP NICHOLEEN P. PECK	407	66.72%
DEM FRED L BAKER	203	33.28%
Total Votes Cast	610	100.00%

State School Board 10

Vote For 1

---

	TOTAL	VOTE %
REP MATT HYMAS	384	63.26%
DEM DEBORAH L. GATRELL	223	36.74%
Total Votes Cast	607	100.00%

TC22

County Council - District 1

Vote For 1

---

	TOTAL	VOTE %
REP SCOTT WARDLE	478	100.00%
Total Votes Cast	478	100.00%

County Assessor

Vote For 1

---

	TOTAL	VOTE %
REP JOY L. PETERS	459	100.00%
Total Votes Cast	459	100.00%

County Recorder/Surveyor

Vote For 1

---

	TOTAL	VOTE %
REP JERRY M HOUGHTON	455	100.00%
Total Votes Cast	455	100.00%

County Treasurer

Vote For 1

---

	TOTAL	VOTE %
REP MICHAEL J. JENSEN	471	100.00%
Total Votes Cast	471	100.00%

Local School Board District 1

Vote For 1

---

	TOTAL	VOTE %
ROBERT (BOB) HOWARD GOWANS	467	100.00%
Total Votes Cast	467	100.00%

TC22

MATTHEW B. DURRANT Judicial Retention

Vote For 1

---

	TOTAL	VOTE %
YES	380	73.64%
NO	136	26.36%
Total Votes Cast	516	100.00%

RYAN D. TENNEY Judicial Retention

Vote For 1

---

	TOTAL	VOTE %
YES	368	71.60%
NO	146	28.40%
Total Votes Cast	514	100.00%

HEATHER ANNETTE BRERETON Judicial Retention

Vote For 1

---

	TOTAL	VOTE %
YES	370	72.41%
NO	141	27.59%
Total Votes Cast	511	100.00%

TERESA LYNN WELCH Judicial Retention

Vote For 1

---

	TOTAL	VOTE %
YES	381	73.55%
NO	137	26.45%
Total Votes Cast	518	100.00%

TC22

KRISTINE EDDE JOHNSON Judicial Retention

Vote For 1

---

	TOTAL	VOTE %
YES	353	68.95%
NO	159	31.05%
Total Votes Cast	512	100.00%

WILLIAM K. KENDALL Judicial Retention

Vote For 1

---

	TOTAL	VOTE %
YES	369	72.07%
NO	143	27.93%
Total Votes Cast	512	100.00%

LAURA S. SCOTT Judicial Retention

Vote For 1

---

	TOTAL	VOTE %
YES	380	74.51%
NO	130	25.49%
Total Votes Cast	510	100.00%

JAMES D. GARDNER Judicial Retention

Vote For 1

---

	TOTAL	VOTE %
YES	373	73.43%
NO	135	26.57%
Total Votes Cast	508	100.00%

TC22

KARA LEA PETTIT Judicial Retention

Vote For 1

---

	TOTAL	VOTE %
YES	352	69.43%
NO	155	30.57%
Total Votes Cast	507	100.00%

LELAND DOUGLAS HOGAN Judicial Retention

Vote For 1

---

	TOTAL	VOTE %
YES	383	73.37%
NO	139	26.63%
Total Votes Cast	522	100.00%

TUPAKK AMARU GUSTAVO RENTERIA Judicial Retention

Vote For 1

---

	TOTAL	VOTE %
YES	363	71.18%
NO	147	28.82%
Total Votes Cast	510	100.00%

ANNETTE T. JAN Judicial Retention

Vote For 1

---

	TOTAL	VOTE %
YES	374	74.21%
NO	130	25.79%
Total Votes Cast	504	100.00%

TC22

ELIZABETH MARIE KNIGHT Judicial Retention

Vote For 1

---

	TOTAL	VOTE %
YES	384	75.59%
NO	124	24.41%
Total Votes Cast	508	100.00%

MONICA DIAZ Judicial Retention

Vote For 1

---

	TOTAL	VOTE %
YES	375	73.96%
NO	132	26.04%
Total Votes Cast	507	100.00%

Constitutional Amendment B

Vote For 1

---

	TOTAL	VOTE %
FOR	410	66.45%
AGAINST	207	33.55%
Total Votes Cast	617	100.00%

Constitutional Amendment C

Vote For 1

---

	TOTAL	VOTE %
FOR	536	86.45%
AGAINST	84	13.55%
Total Votes Cast	620	100.00%

TE01

STATISTICS

	TOTAL
Registered Voters - Total	71
Ballots Cast - Total	51
Voter Turnout - Total	71.83%

U.S. President and Vice President

Vote For 1

	TOTAL	VOTE %
REP TRUMP/VANCE	36	70.59%
DEM HARRIS/WALZ	12	23.53%
Write-In: Unassigned Candidates	2	3.92%
CON SKOUSEN/COMBS	1	1.96%
WEST/ABDULLAH	0	0.00%
EVERYLOVE	0	0.00%
GRN STEIN/WARE	0	0.00%
LIB OLIVER/TER MAAT	0	0.00%
DE LA CRUZ/GARCIA	0	0.00%
Write-In: JAY J BOWMAN / DE D.	0	0.00%
Write-In: BUDDIE ARDEN WILKERSON	0	0.00%
Write-In: STEVE M. JOHNSON	0	0.00%
Write-In: ANDRE RAMON MC NEIL	0	0.00%
Write-In: PETER SONSKI / LAUREN MICHELLE ONAK	0	0.00%
Write-In: FUTURE MADAM POTUS	0	0.00%
Write-In: SHONDRA YEVETTE IRVING	0	0.00%
Write-In Totals	2	3.92%
Not Assigned	0	0.00%
Total Votes Cast	51	100.00%



TE01

U.S. Senate

Vote For 1

---

	TOTAL	VOTE %
REP JOHN CURTIS	38	74.51%
DEM CAROLINE GLEICH	10	19.61%
IAP CARLTON E. BOWEN	3	5.88%
Write-In: Unassigned Candidates	0	0.00%
Write-In: LAIRD FETZER HAMBLIN	0	0.00%
Write-In Totals	0	0.00%
Not Assigned	0	0.00%
<b>Total Votes Cast</b>	<b>51</b>	<b>100.00%</b>

U.S. House District 2

Vote For 1

---

	TOTAL	VOTE %
REP CELESTE MALOY	33	66.00%
DEM NATHANIEL E WOODWARD	9	18.00%
CON CASSIE EASLEY	8	16.00%
TYLER MURSET	0	0.00%
<b>Total Votes Cast</b>	<b>50</b>	<b>100.00%</b>

TE01

Governor and Lieutenant Governor

Vote For 1

	TOTAL	VOTE %
REP COX/HENDERSON	40	78.43%
IAP WILLIAMS/WILLIAMS III	4	7.84%
DEM KING/CUMMINGS	4	7.84%
Write-In: PHIL LYMAN / NATALIE	2	3.92%
LIB LATHAM/SHORT	1	1.96%
TOMENY/TAYLOR	0	0.00%
Write-In: Unassigned Candidates	0	0.00%
Write-In: CHARLIE TAUTUAA / SYLVIA MIERA FISK	0	0.00%
Write-In Totals	2	3.92%
Not Assigned	0	0.00%
<b>Total Votes Cast</b>	<b>51</b>	<b>100.00%</b>

Attorney General

Vote For 1

	TOTAL	VOTE %
REP DEREK BROWN	32	64.00%
DEM RUDY J BAUTISTA	9	18.00%
AUSTIN HEPWORTH	4	8.00%
UUP MICHELLE QUIST	3	6.00%
LIB W. ANDREW MCCULLOUGH	2	4.00%
<b>Total Votes Cast</b>	<b>50</b>	<b>100.00%</b>

TE01

State Auditor

Vote For 1

---

	TOTAL	VOTE %
REP TINA CANNON	37	74.00%
DEM CATHERINE VOUTAZ	9	18.00%
CON JEFFREY L. OSTLER	4	8.00%
Total Votes Cast	50	100.00%

State Treasurer

Vote For 1

---

	TOTAL	VOTE %
REP MARLO M. OAKS	36	73.47%
DEM NEIL A HANSEN	10	20.41%
UFP MILES POMEROY	3	6.12%
Total Votes Cast	49	100.00%

State House District 29

Vote For 1

---

	TOTAL	VOTE %
REP BRIDGER BOLINDER	37	78.72%
DEM RON DRAPER	10	21.28%
Total Votes Cast	47	100.00%

State School Board 10

Vote For 1

---

	TOTAL	VOTE %
REP MATT HYMAS	36	75.00%
DEM DEBORAH L. GATRELL	12	25.00%
Total Votes Cast	48	100.00%

TE01

County Assessor

Vote For 1

---

	TOTAL	VOTE %
REP JOY L. PETERS	43	100.00%
Total Votes Cast	43	100.00%

County Recorder/Surveyor

Vote For 1

---

	TOTAL	VOTE %
REP JERRY M HOUGHTON	41	100.00%
Total Votes Cast	41	100.00%

County Treasurer

Vote For 1

---

	TOTAL	VOTE %
REP MICHAEL J. JENSEN	45	100.00%
Total Votes Cast	45	100.00%

MATTHEW B. DURRANT Judicial Retention

Vote For 1

---

	TOTAL	VOTE %
YES	33	75.00%
NO	11	25.00%
Total Votes Cast	44	100.00%

TE01

RYAN D. TENNEY Judicial Retention

Vote For 1

---

	TOTAL	VOTE %
YES	32	74.42%
NO	11	25.58%
Total Votes Cast	43	100.00%

HEATHER ANNETTE BRERETON Judicial Retention

Vote For 1

---

	TOTAL	VOTE %
YES	30	68.18%
NO	14	31.82%
Total Votes Cast	44	100.00%

TERESA LYNN WELCH Judicial Retention

Vote For 1

---

	TOTAL	VOTE %
YES	31	70.45%
NO	13	29.55%
Total Votes Cast	44	100.00%

KRISTINE EDDE JOHNSON Judicial Retention

Vote For 1

---

	TOTAL	VOTE %
YES	31	72.09%
NO	12	27.91%
Total Votes Cast	43	100.00%

TE01

WILLIAM K. KENDALL Judicial Retention

Vote For 1

---

	TOTAL	VOTE %
YES	32	71.11%
NO	13	28.89%
Total Votes Cast	45	100.00%

LAURA S. SCOTT Judicial Retention

Vote For 1

---

	TOTAL	VOTE %
YES	34	77.27%
NO	10	22.73%
Total Votes Cast	44	100.00%

JAMES D. GARDNER Judicial Retention

Vote For 1

---

	TOTAL	VOTE %
YES	34	77.27%
NO	10	22.73%
Total Votes Cast	44	100.00%

KARA LEA PETTIT Judicial Retention

Vote For 1

---

	TOTAL	VOTE %
YES	32	72.73%
NO	12	27.27%
Total Votes Cast	44	100.00%

TE01

LELAND DOUGLAS HOGAN Judicial Retention

Vote For 1

---

	TOTAL	VOTE %
YES	34	73.91%
NO	12	26.09%
Total Votes Cast	46	100.00%

TUPAKK AMARU GUSTAVO RENTERIA Judicial Retention

Vote For 1

---

	TOTAL	VOTE %
YES	28	63.64%
NO	16	36.36%
Total Votes Cast	44	100.00%

ANNETTE T. JAN Judicial Retention

Vote For 1

---

	TOTAL	VOTE %
YES	33	75.00%
NO	11	25.00%
Total Votes Cast	44	100.00%

ELIZABETH MARIE KNIGHT Judicial Retention

Vote For 1

---

	TOTAL	VOTE %
YES	32	71.11%
NO	13	28.89%
Total Votes Cast	45	100.00%

TE01

MONICA DIAZ Judicial Retention

Vote For 1

---

	TOTAL	VOTE %
YES	29	67.44%
NO	14	32.56%
Total Votes Cast	43	100.00%

Constitutional Amendment B

Vote For 1

---

	TOTAL	VOTE %
FOR	26	52.00%
AGAINST	24	48.00%
Total Votes Cast	50	100.00%

Constitutional Amendment C

Vote For 1

---

	TOTAL	VOTE %
FOR	42	82.35%
AGAINST	9	17.65%
Total Votes Cast	51	100.00%



VR01:1

STATISTICS

	TOTAL
Registered Voters - Total	153
Ballots Cast - Total	136
Voter Turnout - Total	88.89%

U.S. President and Vice President

Vote For 1

	TOTAL	VOTE %
REP TRUMP/VANCE	117	86.03%
DEM HARRIS/WALZ	16	11.76%
CON SKOUSEN/COMBS	1	0.74%
LIB OLIVER/TER MAAT	1	0.74%
DE LA CRUZ/GARCIA	1	0.74%
WEST/ABDULLAH	0	0.00%
EVERYLOVE	0	0.00%
GRN STEIN/WARE	0	0.00%
Write-In: JAY J BOWMAN / DE D.	0	0.00%
Write-In: BUDDIE ARDEN WILKERSON	0	0.00%
Write-In: STEVE M. JOHNSON	0	0.00%
Write-In: ANDRE RAMON MC NEIL	0	0.00%
Write-In: PETER SONSKI / LAUREN MICHELLE ONAK	0	0.00%
Write-In: FUTURE MADAM POTUS	0	0.00%
Write-In: SHONDRA YEVETTE IRVING	0	0.00%
Write-In: Unassigned Candidates	0	0.00%
Write-In Totals	0	0.00%
Not Assigned	0	0.00%
<b>Total Votes Cast</b>	<b>136</b>	<b>100.00%</b>

VR01:1

U.S. Senate

Vote For 1

---

	TOTAL	VOTE %
REP JOHN CURTIS	112	83.58%
DEM CAROLINE GLEICH	15	11.19%
IAP CARLTON E. BOWEN	6	4.48%
Write-In: Unassigned Candidates	1	0.75%
Write-In: LAIRD FETZER HAMBLIN	0	0.00%
Write-In Totals	1	0.75%
Not Assigned	0	0.00%
Total Votes Cast	134	100.00%

U.S. House District 2

Vote For 1

---

	TOTAL	VOTE %
REP CELESTE MALOY	110	82.09%
DEM NATHANIEL E WOODWARD	12	8.96%
CON CASSIE EASLEY	9	6.72%
TYLER MURSET	3	2.24%
Total Votes Cast	134	100.00%

VR01:1

Governor and Lieutenant Governor

Vote For 1

---

	TOTAL	VOTE %
REP COX/HENDERSON	83	63.36%
Write-In: PHIL LYMAN / NATALIE	22	16.79%
DEM KING/CUMMINGS	13	9.92%
IAP WILLIAMS/WILLIAMS III	6	4.58%
LIB LATHAM/SHORT	4	3.05%
TOMENY/TAYLOR	3	2.29%
Write-In: Unassigned Candidates	0	0.00%
Write-In: CHARLIE TAUTUAA / SYLVIA MIERA FISK	0	0.00%
Write-In Totals	22	16.79%
Not Assigned	0	0.00%
<b>Total Votes Cast</b>	<b>131</b>	<b>100.00%</b>

Attorney General

Vote For 1

---

	TOTAL	VOTE %
REP DEREK BROWN	107	84.25%
DEM RUDY J BAUTISTA	12	9.45%
UUP MICHELLE QUIST	5	3.94%
AUSTIN HEPWORTH	3	2.36%
LIB W. ANDREW MCCULLOUGH	0	0.00%
<b>Total Votes Cast</b>	<b>127</b>	<b>100.00%</b>

VR01:1

### State Auditor

Vote For 1

---

	TOTAL	VOTE %
REP TINA CANNON	109	84.50%
DEM CATHERINE VOUTAZ	15	11.63%
CON JEFFREY L. OSTLER	5	3.88%
Total Votes Cast	129	100.00%

### State Treasurer

Vote For 1

---

	TOTAL	VOTE %
REP MARLO M. OAKS	113	88.98%
DEM NEIL A HANSEN	11	8.66%
UFP MILES POMEROY	3	2.36%
Total Votes Cast	127	100.00%

### State House District 29

Vote For 1

---

	TOTAL	VOTE %
REP BRIDGER BOLINDER	113	87.60%
DEM RON DRAPER	16	12.40%
Total Votes Cast	129	100.00%

### State School Board 10

Vote For 1

---

	TOTAL	VOTE %
REP MATT HYMAS	107	82.95%
DEM DEBORAH L. GATRELL	22	17.05%
Total Votes Cast	129	100.00%

VR01:1

County Assessor

Vote For 1

---

	TOTAL	VOTE %
REP JOY L. PETERS	107	100.00%
Total Votes Cast	107	100.00%

County Recorder/Surveyor

Vote For 1

---

	TOTAL	VOTE %
REP JERRY M HOUGHTON	115	100.00%
Total Votes Cast	115	100.00%

County Treasurer

Vote For 1

---

	TOTAL	VOTE %
REP MICHAEL J. JENSEN	109	100.00%
Total Votes Cast	109	100.00%

MATTHEW B. DURRANT Judicial Retention

Vote For 1

---

	TOTAL	VOTE %
YES	96	81.36%
NO	22	18.64%
Total Votes Cast	118	100.00%

VR01:1

**RYAN D. TENNEY Judicial Retention**

Vote For 1

---

	TOTAL	VOTE %
YES	94	79.66%
NO	24	20.34%
Total Votes Cast	118	100.00%

**HEATHER ANNETTE BRERETON Judicial Retention**

Vote For 1

---

	TOTAL	VOTE %
YES	83	71.55%
NO	33	28.45%
Total Votes Cast	116	100.00%

**TERESA LYNN WELCH Judicial Retention**

Vote For 1

---

	TOTAL	VOTE %
YES	88	76.52%
NO	27	23.48%
Total Votes Cast	115	100.00%

**KRISTINE EDDE JOHNSON Judicial Retention**

Vote For 1

---

	TOTAL	VOTE %
YES	80	68.38%
NO	37	31.62%
Total Votes Cast	117	100.00%

VR01:1

**WILLIAM K. KENDALL Judicial Retention**

Vote For 1

---

	TOTAL	VOTE %
YES	92	77.97%
NO	26	22.03%
Total Votes Cast	118	100.00%

**LAURA S. SCOTT Judicial Retention**

Vote For 1

---

	TOTAL	VOTE %
YES	90	76.92%
NO	27	23.08%
Total Votes Cast	117	100.00%

**JAMES D. GARDNER Judicial Retention**

Vote For 1

---

	TOTAL	VOTE %
YES	92	78.63%
NO	25	21.37%
Total Votes Cast	117	100.00%

**KARA LEA PETTIT Judicial Retention**

Vote For 1

---

	TOTAL	VOTE %
YES	86	73.50%
NO	31	26.50%
Total Votes Cast	117	100.00%

VR01:1

LELAND DOUGLAS HOGAN Judicial Retention

Vote For 1

---

	TOTAL	VOTE %
YES	91	75.83%
NO	29	24.17%
Total Votes Cast	120	100.00%

TUPAKK AMARU GUSTAVO RENTERIA Judicial Retention

Vote For 1

---

	TOTAL	VOTE %
YES	82	70.69%
NO	34	29.31%
Total Votes Cast	116	100.00%

ANNETTE T. JAN Judicial Retention

Vote For 1

---

	TOTAL	VOTE %
YES	91	77.78%
NO	26	22.22%
Total Votes Cast	117	100.00%

ELIZABETH MARIE KNIGHT Judicial Retention

Vote For 1

---

	TOTAL	VOTE %
YES	95	81.20%
NO	22	18.80%
Total Votes Cast	117	100.00%



VR01:1

MONICA DIAZ Judicial Retention

Vote For 1

---

	TOTAL	VOTE %
YES	89	76.72%
NO	27	23.28%
Total Votes Cast	116	100.00%

Constitutional Amendment B

Vote For 1

---

	TOTAL	VOTE %
FOR	73	57.48%
AGAINST	54	42.52%
Total Votes Cast	127	100.00%

Constitutional Amendment C

Vote For 1

---

	TOTAL	VOTE %
FOR	115	92.00%
AGAINST	10	8.00%
Total Votes Cast	125	100.00%

VR01:2U

STATISTICS

	TOTAL
Registered Voters - Total	38
Ballots Cast - Total	36
Voter Turnout - Total	94.74%

U.S. President and Vice President

Vote For 1

	TOTAL	VOTE %
REP TRUMP/VANCE	31	86.11%
DEM HARRIS/WALZ	5	13.89%
WEST/ABDULLAH	0	0.00%
EVERYLOVE	0	0.00%
CON SKOUSEN/COMBS	0	0.00%
GRN STEIN/WARE	0	0.00%
LIB OLIVER/TER MAAT	0	0.00%
DE LA CRUZ/GARCIA	0	0.00%
Write-In: JAY J BOWMAN / DE D.	0	0.00%
Write-In: BUDDIE ARDEN WILKERSON	0	0.00%
Write-In: STEVE M. JOHNSON	0	0.00%
Write-In: ANDRE RAMON MC NEIL	0	0.00%
Write-In: PETER SONSKI / LAUREN MICHELLE ONAK	0	0.00%
Write-In: FUTURE MADAM POTUS	0	0.00%
Write-In: SHONDRA YEVETTE IRVING	0	0.00%
Write-In: Unassigned Candidates	0	0.00%
Write-In Totals	0	0.00%
Not Assigned	0	0.00%
Total Votes Cast	36	100.00%

VR01:2U

U.S. Senate

Vote For 1

---

	TOTAL	VOTE %
REP JOHN CURTIS	23	63.89%
IAP CARLTON E. BOWEN	6	16.67%
DEM CAROLINE GLEICH	5	13.89%
Write-In: Unassigned Candidates	2	5.56%
Write-In: LAIRD FETZER HAMBLIN	0	0.00%
Write-In Totals	2	5.56%
Not Assigned	0	0.00%
Total Votes Cast	36	100.00%

U.S. House District 2

Vote For 1

---

	TOTAL	VOTE %
REP CELESTE MALOY	22	64.71%
CON CASSIE EASLEY	7	20.59%
DEM NATHANIEL E WOODWARD	5	14.71%
TYLER MURSET	0	0.00%
Total Votes Cast	34	100.00%

VR01:2U

Governor and Lieutenant Governor

Vote For 1

---

	TOTAL	VOTE %
Write-In: PHIL LYMAN / NATALIE	14	40.00%
REP COX/HENDERSON	13	37.14%
DEM KING/CUMMINGS	5	14.29%
LIB LATHAM/SHORT	3	8.57%
IAP WILLIAMS/WILLIAMS III	0	0.00%
TOMENY/TAYLOR	0	0.00%
Write-In: Unassigned Candidates	0	0.00%
Write-In: CHARLIE TAUTUAA / SYLVIA MIERA FISK	0	0.00%
Write-In Totals	14	40.00%
Not Assigned	0	0.00%
<b>Total Votes Cast</b>	<b>35</b>	<b>100.00%</b>

Attorney General

Vote For 1

---

	TOTAL	VOTE %
REP DEREK BROWN	23	67.65%
DEM RUDY J BAUTISTA	5	14.71%
AUSTIN HEPWORTH	5	14.71%
LIB W. ANDREW MCCULLOUGH	1	2.94%
UUP MICHELLE QUIST	0	0.00%
<b>Total Votes Cast</b>	<b>34</b>	<b>100.00%</b>

VR01:2U

State Auditor

Vote For 1

---

	TOTAL	VOTE %
REP TINA CANNON	25	75.76%
DEM CATHERINE VOUTAZ	5	15.15%
CON JEFFREY L. OSTLER	3	9.09%
Total Votes Cast	33	100.00%

State Treasurer

Vote For 1

---

	TOTAL	VOTE %
REP MARLO M. OAKS	28	84.85%
DEM NEIL A HANSEN	5	15.15%
UFP MILES POMEROY	0	0.00%
Total Votes Cast	33	100.00%

State House District 29

Vote For 1

---

	TOTAL	VOTE %
REP BRIDGER BOLINDER	27	81.82%
DEM RON DRAPER	6	18.18%
Total Votes Cast	33	100.00%

State School Board 10

Vote For 1

---

	TOTAL	VOTE %
REP MATT HYMAS	27	81.82%
DEM DEBORAH L. GATRELL	6	18.18%
Total Votes Cast	33	100.00%

VR01:2U

County Assessor

Vote For 1

---

	TOTAL	VOTE %
REP JOY L. PETERS	25	100.00%
Total Votes Cast	25	100.00%

County Recorder/Surveyor

Vote For 1

---

	TOTAL	VOTE %
REP JERRY M HOUGHTON	23	100.00%
Total Votes Cast	23	100.00%

County Treasurer

Vote For 1

---

	TOTAL	VOTE %
REP MICHAEL J. JENSEN	25	100.00%
Total Votes Cast	25	100.00%

MATTHEW B. DURRANT Judicial Retention

Vote For 1

---

	TOTAL	VOTE %
YES	16	50.00%
NO	16	50.00%
Total Votes Cast	32	100.00%

VR01:2U

**RYAN D. TENNEY Judicial Retention**

Vote For 1

---

	TOTAL	VOTE %
YES	19	61.29%
NO	12	38.71%
Total Votes Cast	31	100.00%

**HEATHER ANNETTE BRERETON Judicial Retention**

Vote For 1

---

	TOTAL	VOTE %
YES	19	61.29%
NO	12	38.71%
Total Votes Cast	31	100.00%

**TERESA LYNN WELCH Judicial Retention**

Vote For 1

---

	TOTAL	VOTE %
YES	20	64.52%
NO	11	35.48%
Total Votes Cast	31	100.00%

**KRISTINE EDDE JOHNSON Judicial Retention**

Vote For 1

---

	TOTAL	VOTE %
YES	18	58.06%
NO	13	41.94%
Total Votes Cast	31	100.00%

VR01:2U

**WILLIAM K. KENDALL Judicial Retention**

Vote For 1

---

	TOTAL	VOTE %
YES	19	61.29%
NO	12	38.71%
Total Votes Cast	31	100.00%

**LAURA S. SCOTT Judicial Retention**

Vote For 1

---

	TOTAL	VOTE %
YES	18	58.06%
NO	13	41.94%
Total Votes Cast	31	100.00%

**JAMES D. GARDNER Judicial Retention**

Vote For 1

---

	TOTAL	VOTE %
YES	18	58.06%
NO	13	41.94%
Total Votes Cast	31	100.00%

**KARA LEA PETTIT Judicial Retention**

Vote For 1

---

	TOTAL	VOTE %
YES	19	61.29%
NO	12	38.71%
Total Votes Cast	31	100.00%



VR01:2U

LELAND DOUGLAS HOGAN Judicial Retention

Vote For 1

---

	TOTAL	VOTE %
YES	17	53.12%
NO	15	46.88%
Total Votes Cast	32	100.00%

TUPAKK AMARU GUSTAVO RENTERIA Judicial Retention

Vote For 1

---

	TOTAL	VOTE %
YES	18	58.06%
NO	13	41.94%
Total Votes Cast	31	100.00%

ANNETTE T. JAN Judicial Retention

Vote For 1

---

	TOTAL	VOTE %
YES	20	64.52%
NO	11	35.48%
Total Votes Cast	31	100.00%

ELIZABETH MARIE KNIGHT Judicial Retention

Vote For 1

---

	TOTAL	VOTE %
YES	19	61.29%
NO	12	38.71%
Total Votes Cast	31	100.00%

VR01:2U

MONICA DIAZ Judicial Retention

Vote For 1

---

	TOTAL	VOTE %
YES	18	58.06%
NO	13	41.94%
Total Votes Cast	31	100.00%

Constitutional Amendment B

Vote For 1

---

	TOTAL	VOTE %
AGAINST	20	60.61%
FOR	13	39.39%
Total Votes Cast	33	100.00%

Constitutional Amendment C

Vote For 1

---

	TOTAL	VOTE %
FOR	28	87.50%
AGAINST	4	12.50%
Total Votes Cast	32	100.00%

WE01:1

STATISTICS

	TOTAL
Registered Voters - Total	213
Ballots Cast - Total	143
Voter Turnout - Total	67.14%

U.S. President and Vice President

Vote For 1

	TOTAL	VOTE %
REP TRUMP/VANCE	87	61.27%
DEM HARRIS/WALZ	52	36.62%
LIB OLIVER/TER MAAT	1	0.70%
DE LA CRUZ/GARCIA	1	0.70%
Write-In: Unassigned Candidates	1	0.70%
WEST/ABDULLAH	0	0.00%
EVERYLOVE	0	0.00%
CON SKOUSEN/COMBS	0	0.00%
GRN STEIN/WARE	0	0.00%
Write-In: JAY J BOWMAN / DE D.	0	0.00%
Write-In: BUDDIE ARDEN WILKERSON	0	0.00%
Write-In: STEVE M. JOHNSON	0	0.00%
Write-In: ANDRE RAMON MC NEIL	0	0.00%
Write-In: PETER SONSKI / LAUREN MICHELLE ONAK	0	0.00%
Write-In: FUTURE MADAM POTUS	0	0.00%
Write-In: SHONDRA YEVETTE IRVING	0	0.00%
Write-In Totals	1	0.70%
Not Assigned	0	0.00%
<b>Total Votes Cast</b>	<b>142</b>	<b>100.00%</b>

WE01:1

U.S. Senate

Vote For 1

---

	TOTAL	VOTE %
REP JOHN CURTIS	80	56.74%
DEM CAROLINE GLEICH	53	37.59%
IAP CARLTON E. BOWEN	7	4.96%
Write-In: Unassigned Candidates	1	0.71%
Write-In: LAIRD FETZER HAMBLIN	0	0.00%
Write-In Totals	1	0.71%
Not Assigned	0	0.00%
Total Votes Cast	141	100.00%

U.S. House District 2

Vote For 1

---

	TOTAL	VOTE %
REP CELESTE MALOY	79	56.83%
DEM NATHANIEL E WOODWARD	53	38.13%
CON CASSIE EASLEY	7	5.04%
TYLER MURSET	0	0.00%
Total Votes Cast	139	100.00%

WE01:1

Governor and Lieutenant Governor

Vote For 1

	TOTAL	VOTE %
REP COX/HENDERSON	83	58.87%
DEM KING/CUMMINGS	42	29.79%
Write-In: PHIL LYMAN / NATALIE	7	4.96%
LIB LATHAM/SHORT	4	2.84%
IAP WILLIAMS/WILLIAMS III	3	2.13%
TOMENY/TAYLOR	2	1.42%
Write-In: Unassigned Candidates	0	0.00%
Write-In: CHARLIE TAUTUAA / SYLVIA MIERA FISK	0	0.00%
Write-In Totals	7	4.96%
Not Assigned	0	0.00%
<b>Total Votes Cast</b>	<b>141</b>	<b>100.00%</b>

Attorney General

Vote For 1

	TOTAL	VOTE %
REP DEREK BROWN	71	52.21%
DEM RUDY J BAUTISTA	53	38.97%
LIB W. ANDREW MCCULLOUGH	4	2.94%
AUSTIN HEPWORTH	4	2.94%
UUP MICHELLE QUIST	4	2.94%
<b>Total Votes Cast</b>	<b>136</b>	<b>100.00%</b>

WE01:1

State Auditor

Vote For 1

---

	TOTAL	VOTE %
REP TINA CANNON	81	59.56%
DEM CATHERINE VOUTAZ	48	35.29%
CON JEFFREY L. OSTLER	7	5.15%
Total Votes Cast	136	100.00%

State Treasurer

Vote For 1

---

	TOTAL	VOTE %
REP MARLO M. OAKS	74	54.41%
DEM NEIL A HANSEN	52	38.24%
UFP MILES POMEROY	10	7.35%
Total Votes Cast	136	100.00%

State House District 29

Vote For 1

---

	TOTAL	VOTE %
REP BRIDGER BOLINDER	75	55.56%
DEM RON DRAPER	60	44.44%
Total Votes Cast	135	100.00%

State School Board 10

Vote For 1

---

	TOTAL	VOTE %
REP MATT HYMAS	71	52.59%
DEM DEBORAH L. GATRELL	64	47.41%
Total Votes Cast	135	100.00%

WE01:1

County Assessor

Vote For 1

---

	TOTAL	VOTE %
REP JOY L. PETERS	107	100.00%
Total Votes Cast	107	100.00%

County Recorder/Surveyor

Vote For 1

---

	TOTAL	VOTE %
REP JERRY M HOUGHTON	103	100.00%
Total Votes Cast	103	100.00%

County Treasurer

Vote For 1

---

	TOTAL	VOTE %
REP MICHAEL J. JENSEN	110	100.00%
Total Votes Cast	110	100.00%

MATTHEW B. DURRANT Judicial Retention

Vote For 1

---

	TOTAL	VOTE %
YES	96	79.34%
NO	25	20.66%
Total Votes Cast	121	100.00%

WE01:1

**RYAN D. TENNEY Judicial Retention**

Vote For 1

---

	TOTAL	VOTE %
YES	97	79.51%
NO	25	20.49%
Total Votes Cast	122	100.00%

**HEATHER ANNETTE BRERETON Judicial Retention**

Vote For 1

---

	TOTAL	VOTE %
YES	96	77.42%
NO	28	22.58%
Total Votes Cast	124	100.00%

**TERESA LYNN WELCH Judicial Retention**

Vote For 1

---

	TOTAL	VOTE %
YES	104	85.95%
NO	17	14.05%
Total Votes Cast	121	100.00%

**KRISTINE EDDE JOHNSON Judicial Retention**

Vote For 1

---

	TOTAL	VOTE %
YES	93	76.86%
NO	28	23.14%
Total Votes Cast	121	100.00%



WE01:1

**WILLIAM K. KENDALL Judicial Retention**

Vote For 1

---

	TOTAL	VOTE %
YES	94	77.69%
NO	27	22.31%
Total Votes Cast	121	100.00%

**LAURA S. SCOTT Judicial Retention**

Vote For 1

---

	TOTAL	VOTE %
YES	98	79.67%
NO	25	20.33%
Total Votes Cast	123	100.00%

**JAMES D. GARDNER Judicial Retention**

Vote For 1

---

	TOTAL	VOTE %
YES	98	80.99%
NO	23	19.01%
Total Votes Cast	121	100.00%

**KARA LEA PETTIT Judicial Retention**

Vote For 1

---

	TOTAL	VOTE %
YES	93	76.23%
NO	29	23.77%
Total Votes Cast	122	100.00%

WE01:1

LELAND DOUGLAS HOGAN Judicial Retention

Vote For 1

---

	TOTAL	VOTE %
YES	102	82.93%
NO	21	17.07%
Total Votes Cast	123	100.00%

TUPAKK AMARU GUSTAVO RENTERIA Judicial Retention

Vote For 1

---

	TOTAL	VOTE %
YES	96	78.69%
NO	26	21.31%
Total Votes Cast	122	100.00%

ANNETTE T. JAN Judicial Retention

Vote For 1

---

	TOTAL	VOTE %
YES	100	81.97%
NO	22	18.03%
Total Votes Cast	122	100.00%

ELIZABETH MARIE KNIGHT Judicial Retention

Vote For 1

---

	TOTAL	VOTE %
YES	104	85.95%
NO	17	14.05%
Total Votes Cast	121	100.00%

WE01:1

MONICA DIAZ Judicial Retention

Vote For 1

---

	TOTAL	VOTE %
YES	104	85.95%
NO	17	14.05%
Total Votes Cast	121	100.00%

Constitutional Amendment B

Vote For 1

---

	TOTAL	VOTE %
FOR	105	78.95%
AGAINST	28	21.05%
Total Votes Cast	133	100.00%

Constitutional Amendment C

Vote For 1

---

	TOTAL	VOTE %
FOR	121	92.37%
AGAINST	10	7.63%
Total Votes Cast	131	100.00%

WE01:2U Suppressed

STATISTICS

	TOTAL
Registered Voters - Total	4
Ballots Cast - Total	4
Voter Turnout - Total	100.00%

U.S. President and Vice President

Vote For 1

	TOTAL	VOTE %
REP TRUMP/VANCE		
WEST/ABDULLAH		
EVERYLOVE		
CON SKOUSEN/COMBS		
GRN STEIN/WARE		
LIB OLIVER/TER MAAT		
DEM HARRIS/WALZ		
DE LA CRUZ/GARCIA		
Write-In: JAY J BOWMAN / DE D.		
Write-In: BUDDIE ARDEN WILKERSON		
Write-In: STEVE M. JOHNSON		
Write-In: ANDRE RAMON MC NEIL		
Write-In: PETER SONSKI / LAUREN MICHELLE ONAK		
Write-In: FUTURE MADAM POTUS		
Write-In: SHONDRA YEVETTE IRVING		
Write-In: Unassigned Candidates		
Write-In Totals		
Not Assigned		
Total Votes Cast		

WE01:2U Suppressed

U.S. Senate

Vote For 1

---

	TOTAL	VOTE %
REP JOHN CURTIS		
IAP CARLTON E. BOWEN		
DEM CAROLINE GLEICH		
Write-In: Unassigned Candidates		
Write-In: LAIRD FETZER HAMBLIN		
Write-In Totals		
Not Assigned		
Total Votes Cast		

U.S. House District 2

Vote For 1

---

	TOTAL	VOTE %
REP CELESTE MALOY		
DEM NATHANIEL E WOODWARD		
CON CASSIE EASLEY		
TYLER MURSET		
Total Votes Cast		

WE01:2U Suppressed

Governor and Lieutenant Governor

Vote For 1

	TOTAL	VOTE %
REP COX/HENDERSON		
Write-In: PHIL LYMAN / NATALIE		
IAP WILLIAMS/WILLIAMS III		
DEM KING/CUMMINGS		
LIB LATHAM/SHORT		
TOMENY/TAYLOR		
Write-In: Unassigned Candidates		
Write-In: CHARLIE TAUTUAA / SYLVIA MIERA FISK		
Write-In Totals		
Not Assigned		
Total Votes Cast		

Attorney General

Vote For 1

	TOTAL	VOTE %
REP DEREK BROWN		
DEM RUDY J BAUTISTA		
LIB W. ANDREW MCCULLOUGH		
AUSTIN HEPWORTH		
UUP MICHELLE QUIST		
Total Votes Cast		

WE01:2U Suppressed

State Auditor

Vote For 1

---

	TOTAL	VOTE %
REP TINA CANNON		
CON JEFFREY L. OSTLER		
DEM CATHERINE VOUTAZ		
Total Votes Cast		

---

State Treasurer

Vote For 1

---

	TOTAL	VOTE %
REP MARLO M. OAKS		
UFP MILES POMEROY		
DEM NEIL A HANSEN		
Total Votes Cast		

---

State House District 29

Vote For 1

---

	TOTAL	VOTE %
REP BRIDGER BOLINDER		
DEM RON DRAPER		
Total Votes Cast		

---

State School Board 10

Vote For 1

---

	TOTAL	VOTE %
REP MATT HYMAS		
DEM DEBORAH L. GATRELL		
Total Votes Cast		

---

WE01:2U Suppressed

County Assessor

Vote For 1

---

	TOTAL	VOTE %
--	-------	--------

REP JOY L. PETERS

---

Total Votes Cast	
------------------	--

County Recorder/Surveyor

Vote For 1

---

	TOTAL	VOTE %
--	-------	--------

REP JERRY M HOUGHTON

---

Total Votes Cast	
------------------	--

County Treasurer

Vote For 1

---

	TOTAL	VOTE %
--	-------	--------

REP MICHAEL J. JENSEN

---

Total Votes Cast	
------------------	--

MATTHEW B. DURRANT Judicial Retention

Vote For 1

---

	TOTAL	VOTE %
--	-------	--------

YES

NO

---

Total Votes Cast	
------------------	--



WE01:2U Suppressed

RYAN D. TENNEY Judicial Retention

Vote For 1

---

	TOTAL	VOTE %
--	-------	--------

YES

NO

Total Votes Cast

HEATHER ANNETTE BRERETON Judicial Retention

Vote For 1

---

	TOTAL	VOTE %
--	-------	--------

YES

NO

Total Votes Cast

TERESA LYNN WELCH Judicial Retention

Vote For 1

---

	TOTAL	VOTE %
--	-------	--------

YES

NO

Total Votes Cast

KRISTINE EDDE JOHNSON Judicial Retention

Vote For 1

---

	TOTAL	VOTE %
--	-------	--------

YES

NO

Total Votes Cast

WE01:2U Suppressed

WILLIAM K. KENDALL Judicial Retention

Vote For 1

---

	TOTAL	VOTE %
--	-------	--------

YES

NO

Total Votes Cast

LAURA S. SCOTT Judicial Retention

Vote For 1

---

	TOTAL	VOTE %
--	-------	--------

YES

NO

Total Votes Cast

JAMES D. GARDNER Judicial Retention

Vote For 1

---

	TOTAL	VOTE %
--	-------	--------

YES

NO

Total Votes Cast

KARA LEA PETTIT Judicial Retention

Vote For 1

---

	TOTAL	VOTE %
--	-------	--------

YES

NO

Total Votes Cast

WE01:2U Suppressed

LELAND DOUGLAS HOGAN Judicial Retention

Vote For 1

---

	TOTAL	VOTE %
--	-------	--------

YES

NO

Total Votes Cast

TUPAKK AMARU GUSTAVO RENTERIA Judicial Retention

Vote For 1

---

	TOTAL	VOTE %
--	-------	--------

YES

NO

Total Votes Cast

ANNETTE T. JAN Judicial Retention

Vote For 1

---

	TOTAL	VOTE %
--	-------	--------

YES

NO

Total Votes Cast

ELIZABETH MARIE KNIGHT Judicial Retention

Vote For 1

---

	TOTAL	VOTE %
--	-------	--------

YES

NO

Total Votes Cast

WE01:2U Suppressed

MONICA DIAZ Judicial Retention

Vote For 1

---

	TOTAL	VOTE %
--	-------	--------

YES

NO

Total Votes Cast

Constitutional Amendment B

Vote For 1

---

	TOTAL	VOTE %
--	-------	--------

FOR

AGAINST

Total Votes Cast

Constitutional Amendment C

Vote For 1

---

	TOTAL	VOTE %
--	-------	--------

FOR

AGAINST

Total Votes Cast

WE01:3U Suppressed

STATISTICS

	TOTAL
Registered Voters - Total	2
Ballots Cast - Total	1
Voter Turnout - Total	50.00%

U.S. President and Vice President

Vote For 1

	TOTAL	VOTE %
REP TRUMP/VANCE		
WEST/ABDULLAH		
EVERYLOVE		
CON SKOUSEN/COMBS		
GRN STEIN/WARE		
LIB OLIVER/TER MAAT		
DEM HARRIS/WALZ		
DE LA CRUZ/GARCIA		
Write-In: JAY J BOWMAN / DE D.		
Write-In: BUDDIE ARDEN WILKERSON		
Write-In: STEVE M. JOHNSON		
Write-In: ANDRE RAMON MC NEIL		
Write-In: PETER SONSKI / LAUREN MICHELLE ONAK		
Write-In: FUTURE MADAM POTUS		
Write-In: SHONDRA YEVETTE IRVING		
Write-In: Unassigned Candidates		
Write-In Totals		
Not Assigned		
Total Votes Cast		

WE01:3U Suppressed

U.S. Senate

Vote For 1

---

	TOTAL	VOTE %
REP JOHN CURTIS		
IAP CARLTON E. BOWEN		
DEM CAROLINE GLEICH		
Write-In: Unassigned Candidates		
Write-In: LAIRD FETZER HAMBLIN		
Write-In Totals		
Not Assigned		
Total Votes Cast		

U.S. House District 2

Vote For 1

---

	TOTAL	VOTE %
REP CELESTE MALOY		
DEM NATHANIEL E WOODWARD		
CON CASSIE EASLEY		
TYLER MURSET		
Total Votes Cast		

WE01:3U Suppressed

Governor and Lieutenant Governor

Vote For 1

	TOTAL	VOTE %
REP COX/HENDERSON		
IAP WILLIAMS/WILLIAMS III		
DEM KING/CUMMINGS		
LIB LATHAM/SHORT		
TOMENY/TAYLOR		
Write-In: Unassigned Candidates		
Write-In: PHIL LYMAN / NATALIE		
Write-In: CHARLIE TAUTUAA / SYLVIA MIERA FISK		
Write-In Totals		
Not Assigned		
Total Votes Cast		

Attorney General

Vote For 1

	TOTAL	VOTE %
REP DEREK BROWN		
DEM RUDY J BAUTISTA		
LIB W. ANDREW MCCULLOUGH		
AUSTIN HEPWORTH		
UUP MICHELLE QUIST		
Total Votes Cast		

WE01:3U Suppressed

State Auditor

Vote For 1

	TOTAL	VOTE %
REP TINA CANNON		
CON JEFFREY L. OSTLER		
DEM CATHERINE VOUTAZ		
Total Votes Cast		

State Treasurer

Vote For 1

	TOTAL	VOTE %
REP MARLO M. OAKS		
UFP MILES POMEROY		
DEM NEIL A HANSEN		
Total Votes Cast		

State House District 29

Vote For 1

	TOTAL	VOTE %
REP BRIDGER BOLINDER		
DEM RON DRAPER		
Total Votes Cast		

State School Board 10

Vote For 1

	TOTAL	VOTE %
REP MATT HYMAS		
DEM DEBORAH L. GATRELL		
Total Votes Cast		



WE01:3U Suppressed

County Assessor

Vote For 1

---

	TOTAL	VOTE %
--	-------	--------

REP JOY L. PETERS

---

Total Votes Cast

County Recorder/Surveyor

Vote For 1

---

	TOTAL	VOTE %
--	-------	--------

REP JERRY M HOUGHTON

---

Total Votes Cast

County Treasurer

Vote For 1

---

	TOTAL	VOTE %
--	-------	--------

REP MICHAEL J. JENSEN

---

Total Votes Cast

MATTHEW B. DURRANT Judicial Retention

Vote For 1

---

	TOTAL	VOTE %
--	-------	--------

YES

---

NO

---

Total Votes Cast

WE01:3U Suppressed

**RYAN D. TENNEY Judicial Retention**

Vote For 1

---

	TOTAL	VOTE %
--	-------	--------

YES

NO

Total Votes Cast

---

**HEATHER ANNETTE BRERETON Judicial Retention**

Vote For 1

---

	TOTAL	VOTE %
--	-------	--------

YES

NO

Total Votes Cast

---

**TERESA LYNN WELCH Judicial Retention**

Vote For 1

---

	TOTAL	VOTE %
--	-------	--------

YES

NO

Total Votes Cast

---

**KRISTINE EDDE JOHNSON Judicial Retention**

Vote For 1

---

	TOTAL	VOTE %
--	-------	--------

YES

NO

Total Votes Cast

WE01:3U Suppressed

**WILLIAM K. KENDALL** Judicial Retention

Vote For 1

---

	TOTAL	VOTE %
--	-------	--------

YES

NO

Total Votes Cast

**LAURA S. SCOTT** Judicial Retention

Vote For 1

---

	TOTAL	VOTE %
--	-------	--------

YES

NO

Total Votes Cast

**JAMES D. GARDNER** Judicial Retention

Vote For 1

---

	TOTAL	VOTE %
--	-------	--------

YES

NO

Total Votes Cast

**KARA LEA PETTIT** Judicial Retention

Vote For 1

---

	TOTAL	VOTE %
--	-------	--------

YES

NO

Total Votes Cast

WE01:3U Suppressed

LELAND DOUGLAS HOGAN Judicial Retention

Vote For 1

---

	TOTAL	VOTE %
--	-------	--------

YES

---

NO

---

Total Votes Cast

---

TUPAKK AMARU GUSTAVO RENTERIA Judicial Retention

Vote For 1

---

	TOTAL	VOTE %
--	-------	--------

YES

---

NO

---

Total Votes Cast

---

ANNETTE T. JAN Judicial Retention

Vote For 1

---

	TOTAL	VOTE %
--	-------	--------

YES

---

NO

---

Total Votes Cast

---

ELIZABETH MARIE KNIGHT Judicial Retention

Vote For 1

---

	TOTAL	VOTE %
--	-------	--------

YES

---

NO

---

Total Votes Cast

---

WE01:3U Suppressed

MONICA DIAZ Judicial Retention

Vote For 1

---

	TOTAL	VOTE %
--	-------	--------

YES

NO

Total Votes Cast

Constitutional Amendment B

Vote For 1

---

	TOTAL	VOTE %
--	-------	--------

FOR

AGAINST

Total Votes Cast

Constitutional Amendment C

Vote For 1

---

	TOTAL	VOTE %
--	-------	--------

FOR

AGAINST

Total Votes Cast

FEDERAL

STATISTICS

	TOTAL
Registered Voters - Total	0
Ballots Cast - Total	27
Voter Turnout - Total	0.00%

U.S. President and Vice President

Vote For 1

	TOTAL	VOTE %
DEM HARRIS/WALZ	18	69.23%
REP TRUMP/VANCE	7	26.92%
LIB OLIVER/TER MAAT	1	3.85%
WEST/ABDULLAH	0	0.00%
EVERYLOVE	0	0.00%
CON SKOUSEN/COMBS	0	0.00%
GRN STEIN/WARE	0	0.00%
DE LA CRUZ/GARCIA	0	0.00%
Write-In: JAY J BOWMAN / DE D.	0	0.00%
Write-In: BUDDIE ARDEN WILKERSON	0	0.00%
Write-In: STEVE M. JOHNSON	0	0.00%
Write-In: ANDRE RAMON MC NEIL	0	0.00%
Write-In: PETER SONSKI / LAUREN MICHELLE ONAK	0	0.00%
Write-In: FUTURE MADAM POTUS	0	0.00%
Write-In: SHONDRA YEVETTE IRVING	0	0.00%
Write-In: Unassigned Candidates	0	0.00%
Write-In Totals	0	0.00%
Not Assigned	0	0.00%
<b>Total Votes Cast</b>	<b>26</b>	<b>100.00%</b>

FEDERAL

U.S. Senate

Vote For 1

---

	TOTAL	VOTE %
DEM CAROLINE GLEICH	17	65.38%
REP JOHN CURTIS	8	30.77%
IAP CARLTON E. BOWEN	1	3.85%
Write-In: Unassigned Candidates	0	0.00%
Write-In: LAIRD FETZER HAMBLIN	0	0.00%
Write-In Totals	0	0.00%
Not Assigned	0	0.00%
Total Votes Cast	26	100.00%

U.S. House District 2

Vote For 1

---

	TOTAL	VOTE %
DEM NATHANIEL E WOODWARD	16	64.00%
REP CELESTE MALOY	7	28.00%
CON CASSIE EASLEY	1	4.00%
TYLER MURSET	1	4.00%
Total Votes Cast	25	100.00%