

STATISTICS

| | TOTAL |
|-------------------------------------|----------|
| Election Day Precincts Reporting | 28 of 29 |
| Precincts Complete | 0 of 29 |
| Precincts Partially Reported | 28 of 29 |
| Absentee/ Early Precincts Reporting | 0 of 29 |
| Registered Voters - Total | 15,660 |
| Ballots Cast - Total | 13,226 |
| Ballots Cast - Blank | 2 |
| Voter Turnout - Total | 84.46% |

Sanpete County Results Report
General Election
November 5, 2024

OFFICIAL RESULTS

Sanpete County, Utah

U.S. President and Vice President

Vote For 1

| | TOTAL |
|---|---------------|
| WEST/ABDULLAH | 17 |
| EVERYLOVE | 15 |
| CON SKOUSEN/COMBS | 197 |
| GRN STEIN/WARE | 35 |
| REP TRUMP/VANCE | 10,653 |
| LIB OLIVER/TER MAAT | 101 |
| DEM HARRIS/WALZ | 1,906 |
| DE LA CRUZ/GARCIA | 19 |
| Write-In Totals | 177 |
| Write-In: Jay J Bowman / De D. Bowman | 0 |
| Write-In: Buddie Arden Wilkerson | 0 |
| Write-In: Steve M. Johnson | 1 |
| Write-In: Andre' Ramon Mc Neil | 0 |
| Write-In: Peter Sonski / Lauren Michelle Onak | 0 |
| Write-In: Future Madam Potus | 0 |
| Write-In: Shondra Yevette Irving | 0 |
| Write-In: Invalid | 175 |
| Not Assigned | 1 |
| Total Votes Cast | 13,120 |
| Precincts Reporting | 28 of 29 |

U.S. Senate

Vote For 1

| | TOTAL |
|--------------------------------|---------------|
| IAP CARLTON E. BOWEN | 1,166 |
| REP JOHN CURTIS | 10,173 |
| DEM CAROLINE GLEICH | 1,429 |
| Write-In Totals | 107 |
| Write-In: Laird Fetzer Hamblin | 2 |
| Write-In: Invalid | 105 |
| Not Assigned | 0 |
| Total Votes Cast | 12,875 |
| Precincts Reporting | 28 of 29 |

U.S. House District 4

Vote For 1

| | TOTAL |
|--------------------------|---------------|
| M. EVAN BULLARD | 184 |
| UUP VAUGHN R COOK | 523 |
| DEM KATRINA FALLICK-WANG | 1,462 |
| REP BURGESS OWENS | 10,617 |
| Total Votes Cast | 12,786 |
| Precincts Reporting | 28 of 29 |

Governor and Lieutenant Governor

Vote For 1

| | TOTAL |
|---|---------------|
| REP COX/HENDERSON | 8,052 |
| IAP WILLIAMS/WILLIAMS III | 370 |
| DEM KING/CUMMINGS | 1,240 |
| LIB LATHAM/SHORT | 322 |
| TOMENY/TAYLOR | 68 |
| Write-In Totals | 2,869 |
| Write-In: Invalid | 71 |
| Write-In: Phil Lyman / Natalie Clawson | 2,767 |
| Write-In: Charlie Tautuaa / Sylvia Miera Fisk | 2 |
| Not Assigned | 29 |
| Total Votes Cast | 12,921 |
| Precincts Reporting | 28 of 28 |

Attorney General

Vote For 1

| | TOTAL |
|--------------------------|---------------|
| REP DEREK BROWN | 9,751 |
| DEM RUDY J BAUTISTA | 1,325 |
| LIB W. ANDREW MCCULLOUGH | 414 |
| AUSTIN HEPWORTH | 662 |
| UUP MICHELLE QUIST | 597 |
| Total Votes Cast | 12,749 |
| Precincts Reporting | 28 of 28 |

State Auditor

Vote For 1

| | TOTAL |
|-------------------------|---------------|
| REP TINA CANNON | 10,183 |
| CON JEFFREY L. OSTLER | 981 |
| DEM CATHERINE VOUTAZ | 1,438 |
| Total Votes Cast | 12,602 |
| Precincts Reporting | 28 of 28 |

State Treasurer

Vote For 1

| | TOTAL |
|-------------------------|---------------|
| UFP MILES POMEROY | 480 |
| REP MARLO M. OAKS | 10,534 |
| DEM NEIL A HANSEN | 1,470 |
| Total Votes Cast | 12,484 |
| Precincts Reporting | 28 of 28 |

State Senate District 27

Vote For 1

| | TOTAL |
|-------------------------|---------------|
| REP DERRIN R OWENS | 11,185 |
| Total Votes Cast | 11,185 |
| Precincts Reporting | 28 of 28 |

State House District 66

Vote For 1

| | TOTAL |
|-------------------------|---------------|
| REP TROY SHELLEY | 11,111 |
| Total Votes Cast | 11,111 |
| Precincts Reporting | 28 of 28 |

County Commissioner Seat C

Vote For 1

| | TOTAL |
|--------------------------|---------------|
| REP MIKE BENNETT | 9,799 |
| Write-In Totals | 1,758 |
| Write-In: Invalid | 157 |
| Write-In: Steven J. Lund | 1,578 |
| Not Assigned | 23 |
| Total Votes Cast | 11,557 |
| Precincts Reporting | 28 of 28 |

County Assessor

Vote For 1

| | TOTAL |
|----------------------------|---------------|
| REP KEITH CHRISTIAN LARSEN | 11,182 |
| Total Votes Cast | 11,182 |
| Precincts Reporting | 28 of 28 |

County Recorder

Vote For 1

| | TOTAL |
|-------------------------|---------------|
| REP TALISHA ANN JOHNSON | 11,230 |
| Total Votes Cast | 11,230 |
| Precincts Reporting | 28 of 28 |

County Treasurer

Vote For 1

| | TOTAL |
|-------------------------|---------------|
| REP AMY WILLDEN | 11,243 |
| Total Votes Cast | 11,243 |
| Precincts Reporting | 28 of 28 |

North Sanpete School District 1

Vote For 1

| | TOTAL |
|-------------------------|--------------|
| STACEY GOBLE | 1,078 |
| Total Votes Cast | 1,078 |
| Precincts Reporting | 3 of 3 |

North Sanpete School District 2

Vote For 1

| | TOTAL |
|-------------------------|--------------|
| JOSEPH A COOK | 545 |
| SHALMARIE MORLEY | 488 |
| Total Votes Cast | 1,033 |
| Precincts Reporting | 3 of 3 |

North Sanpete School District 3

Vote For 1

| | TOTAL |
|-------------------------|------------|
| RICH BROTHERRSON | 771 |
| Total Votes Cast | 771 |
| Precincts Reporting | 1 of 1 |

South Sanpete School District 2

Vote For 1

| | TOTAL |
|-------------------------|--------------|
| MARKELL COATES BARCLAY | 450 |
| LONI DEE HAMMOND | 852 |
| Total Votes Cast | 1,302 |
| Precincts Reporting | 5 of 5 |

South Sanpete School District 3

Vote For 1

| | TOTAL |
|-------------------------|------------|
| KIM REID PICKETT | 313 |
| COLEEN N OGDEN | 527 |
| Total Votes Cast | 840 |
| Precincts Reporting | 1 of 1 |

MATTHEW B. DURRANT Judicial Retention

Vote For 1

| | TOTAL |
|-------------------------|---------------|
| YES | 9,115 |
| NO | 2,378 |
| Total Votes Cast | 11,493 |
| Precincts Reporting | 28 of 28 |

RYAN D. TENNEY Judicial Retention

Vote For 1

| | TOTAL |
|-------------------------|---------------|
| YES | 9,005 |
| NO | 2,386 |
| Total Votes Cast | 11,391 |
| Precincts Reporting | 28 of 28 |

Constitutional Amendment B

Vote For 1

| | TOTAL |
|-------------------------|---------------|
| FOR | 7,766 |
| AGAINST | 4,648 |
| Total Votes Cast | 12,414 |
| Precincts Reporting | 28 of 28 |

Constitutional Amendment C

Vote For 1

| | TOTAL |
|-------------------------|---------------|
| FOR | 10,780 |
| AGAINST | 1,739 |
| Total Votes Cast | 12,519 |
| Precincts Reporting | 28 of 28 |



Linda Christiansen, Clerk

**2024 General Election
Post- Canvass Report, Sanpete County**


*Prepared by Linda Christiansen, Sanpete County Clerk
as of November 19th, 2024*

As required by State Code, the following documents outline the Post-Canvass Report of the 2024 General Election:


1. Lt. Governor's Office Canvass Template: Outlines ballots counted / not counted and status.
2. Statement of Votes Cast: Results by Precinct.
3. Election Affidavit: Clerk affirmation of security and accuracy.
4. Election results summary: provides an outline of the ballots counted and the names of all candidates appearing on the ballot.
5. Audit Certification Report: Completed on November 19th, 2024

We, the Board of Canvassers, declare the 2024 General Election certified:

 11/19/2024
Scott Bartholomew, Commissioner (Date)

 11/29/24
Reed D. Hatch, Commissioner (Date)

 11/19/2024
Scott R. Collard, Commissioner (Date)


Linda Christiansen, County Clerk (Date)

****County Name** Canvass Statistics******Election Date******Section 1 - Ballot Statistics**

| | | |
|----|----------|---|
| 1A | 84.5% | Voter Turnout |
| 1B | 15660 | Active voters (as of the voter registration deadline) |
| 1C | 12272 | Number of counted ballots (Mail or Drop Box) |
| 1D | 548 | Number of counted ballots (In-person) |
| 1E | 24 | Number of ballots that were returned electronically (UOCAVA/disability) |
| 1F | 382 | Number of counted ballots (Provisional) |
| 1G | 13226 | Total number of ballots counted |
| 1H | | Does total ballots counted match the number of voters given vote history in VISTA |
| 1I | No | If no, what is the difference 46, We had 46 fleeing voters after they had received voter credit. Our lines were 2-2.5 hours long |
| 1L | Explain: | |

Section 2: Challenged and Uncounted Ballot Statistics

| | | |
|----|-------|--|
| 2A | 391 | Number of envelopes with a signature that does not match the voter's signature |
| 2B | 46 | Number of unsigned envelopes |
| 2C | 8 | Number of challenged ballots for other curable reasons |
| 2D | 613 | Total number of ballots that were challenged (cured and not cured combined) |
| 2E | 445 | Total number of curable that were not cured |
| 2F | 72.6% | Percentage of curable ballots that were not cured |
| 2G | 6 | Total number of ballots where the voter submitted a disability affidavit* |

Section 3: Rejected ballot statistics (ballots that cannot be cured)

| | | |
|----|------|--|
| 3A | 12 | Number of ballots that were returned after the postmark deadline |
| 3B | 5 | Number of ballots rejected for other non-curable reasons |
| 3C | 17 | Total number of rejected that were not curable |
| 3D | 0.7% | Percentage of ballots that were returned as undeliverable |

Section 4: Provisional ballot statistics

| | | |
|----|--------|--|
| 4A | 382 | Number of provisional ballots issued |
| 4B | 382 | Number of provisional ballots counted |
| 4C | 0 | Total Number of provisional ballots not counted |
| 4D | | Already Voted |
| 4E | | Insufficient ID |
| 4F | | Unsigned |
| 4G | | Incomplete Form |
| 4H | | Other |
| 4I | 100.0% | Percentage of provisionals that were counted |
| 4J | | Number of provisional ballots that are same-day registration |

Section 5: County Clerk Certification

Clerk Name I certify that the information contained in this report is true and accurate.
County Name



2024 Canvass - Audit Certification Report

County: Sanpete

Election: 2024 General Election

Paper Ballot Audit Summary

1. Number of paper ballots processed: 13,226
2. Number of ballots audited: 94
3. List the contests on the ballot that were audited:

US President / Vice
Gov / Lt. Gov
NSSD 2

Amendment B

Were there any differences between the tabulation software and the votes marked on the paper ballots?

Yes No (*If YES, please attach an explanation of any inconsistencies)

DRE Machine Audit Summary (complete only if applicable)

1. Number of voting machines used in the election: _____
2. Number of polling places used for the election: _____
3. Number of voting machines audited: _____
4. Were tamper-evident seals affixed to all journal tape canisters? Yes No
 (*If no, please attach copies of the journal tape logs for the applicable canisters)
5. Did all machine serial numbers match when the canisters were installed and removed? Yes No
 (*If no, please attach copies of the journal tape logs for the applicable canisters)
6. Did any tape seals on the journal tape canisters show evidence of tampering? Yes No
 (*If yes, please attach copies of the logs for the applicable canisters)
7. Were there any differences between the machine results and hand-counted results for any audited machine? Yes No *If yes, please attach copies of the hand count logs for the applicable canisters)

Signature Affidavit Audit Summary

Total number of signature affidavits audited: 250

Did the signature audit reveal any inconsistencies between a signature's initial verification and the audit?
 Yes No (*If YES, please attach an explanation of any inconsistencies)

Clerk Certification – to be completed before the canvass

Yes No I certify that the audits described above were conducted according to the audit policy.

Yes No I certify that I have reviewed the number of vote histories recorded in VISTA and they closely match the number of ballots cast in my county during this election.

Number of ballots counted: 13,226

Number of vote histories: 13,272

Difference: 46


Explain any differences: *Due to very long lines on election day - Wait times from 2-2.5 hours some voters feed after voter credit was given*

Yes No I certify that I have properly maintained chain of custody controls as outlined in 20A-3a-401.1 and Rule 623-8.

Yes No I certify that I have properly maintained the voter list in accordance with state and federal laws (20A-3a-404(2)).

Yes No I complied with the requirements of the software validation rule R623-7: "before using any voting equipment, and before each election, the election officer shall verify that the firmware version on any voting equipment matches the firmware version that is certified by the EAC."

County Clerk Signature



Date: 11/19/2024

Axtell SSD

U.S. President and Vice President

Vote For 1

| | TOTAL |
|---------------------|-------|
| WEST/ABDULLAH | 0 |
| EVERYLOVE | 0 |
| CON SKOUSEN/COMBS | 2 |
| GRN STEIN/WARE | 0 |
| REP TRUMP/VANCE | 136 |
| LIB OLIVER/TER MAAT | 1 |
| DEM HARRIS/WALZ | 14 |
| DE LA CRUZ/GARCIA | 0 |
| Write-In Totals | 0 |
| Overvotes | 0 |
| Undervotes | 1 |
| Contest Totals | 154 |

U.S. Senate

Vote For 1

| | TOTAL |
|----------------------|-------|
| IAP CARLTON E. BOWEN | 9 |
| REP JOHN CURTIS | 127 |
| DEM CAROLINE GLEICH | 13 |
| Write-In Totals | 2 |
| Overvotes | 0 |
| Undervotes | 3 |
| Contest Totals | 154 |

U.S. House District 4

Vote For 1

| | TOTAL |
|--------------------------|-------|
| M. EVAN BULLARD | 2 |
| UUP VAUGHN R COOK | 3 |
| DEM KATRINA FALLICK-WANG | 11 |
| REP BURGESS OWENS | 132 |
| Overvotes | 0 |
| Undervotes | 6 |
| Contest Totals | 154 |

Axtell SSD

Governor and Lieutenant Governor

Vote For 1

TOTAL

| | |
|---------------------------|-----|
| REP COX/HENDERSON | 89 |
| IAP WILLIAMS/WILLIAMS III | 4 |
| DEM KING/CUMMINGS | 11 |
| LIB LATHAM/SHORT | 3 |
| TOMENY/TAYLOR | 0 |
| Write-In Totals | 44 |
| Overvotes | 0 |
| Undervotes | 3 |
| Contest Totals | 154 |

Attorney General

Vote For 1

TOTAL

| | |
|--------------------------|-----|
| REP DEREK BROWN | 128 |
| DEM RUDY J BAUTISTA | 9 |
| LIB W. ANDREW MCCULLOUGH | 5 |
| AUSTIN HEPWORTH | 5 |
| UUP MICHELLE QUIST | 3 |
| Overvotes | 0 |
| Undervotes | 4 |
| Contest Totals | 154 |

State Auditor

Vote For 1

TOTAL

| | |
|-----------------------|-----|
| REP TINA CANNON | 125 |
| CON JEFFREY L. OSTLER | 12 |
| DEM CATHERINE VOUTAZ | 9 |
| Overvotes | 0 |
| Undervotes | 8 |
| Contest Totals | 154 |

State Treasurer

Vote For 1

TOTAL

| | |
|-------------------|-----|
| UFP MILES POMEROY | 3 |
| REP MARLO M. OAKS | 136 |
| DEM NEIL A HANSEN | 11 |
| Overvotes | 0 |
| Undervotes | 4 |
| Contest Totals | 154 |

Axtell SSD

State Senate District 27

Vote For 1

TOTAL

| | |
|--------------------|-----|
| REP DERRIN R OWENS | 137 |
| Overvotes | 0 |
| Undervotes | 17 |
| Contest Totals | 154 |

State House District 66

Vote For 1

TOTAL

| | |
|------------------|-----|
| REP TROY SHELLEY | 135 |
| Overvotes | 0 |
| Undervotes | 19 |
| Contest Totals | 154 |

County Commissioner Seat C

Vote For 1

TOTAL

| | |
|------------------|-----|
| REP MIKE BENNETT | 133 |
| Write-In Totals | 5 |
| Overvotes | 0 |
| Undervotes | 16 |
| Contest Totals | 154 |

County Assessor

Vote For 1

TOTAL

| | |
|----------------------------|-----|
| REP KEITH CHRISTIAN LARSEN | 135 |
| Overvotes | 0 |
| Undervotes | 19 |
| Contest Totals | 154 |

County Recorder

Vote For 1

TOTAL

| | |
|-------------------------|-----|
| REP TALISHA ANN JOHNSON | 135 |
| Overvotes | 0 |
| Undervotes | 19 |
| Contest Totals | 154 |

Axtell SSD

County Treasurer

Vote For 1

TOTAL

| | |
|-----------------|-----|
| REP AMY WILLDEN | 137 |
| Overvotes | 0 |
| Undervotes | 17 |
| Contest Totals | 154 |

South Sanpete School District 2

Vote For 1

TOTAL

| | |
|------------------------|-----|
| MARKELL COATES BARCLAY | 39 |
| LONI DEE HAMMOND | 98 |
| Overvotes | 0 |
| Undervotes | 17 |
| Contest Totals | 154 |

MATTHEW B. DURRANT Judicial Retention

Vote For 1

TOTAL

| | |
|----------------|-----|
| YES | 104 |
| NO | 29 |
| Overvotes | 0 |
| Undervotes | 21 |
| Contest Totals | 154 |

RYAN D. TENNEY Judicial Retention

Vote For 1

TOTAL

| | |
|----------------|-----|
| YES | 105 |
| NO | 27 |
| Overvotes | 0 |
| Undervotes | 22 |
| Contest Totals | 154 |

Constitutional Amendment B

Vote For 1

TOTAL

| | |
|----------------|-----|
| FOR | 72 |
| AGAINST | 75 |
| Overvotes | 0 |
| Undervotes | 7 |
| Contest Totals | 154 |

Axtell SSD

Constitutional Amendment C

Vote For 1

| | TOTAL |
|----------------|-------|
| FOR | 129 |
| AGAINST | 19 |
| Overvotes | 0 |
| Undervotes | 6 |
| Contest Totals | 154 |

Centerfield City

U.S. President and Vice President

Vote For 1

| | TOTAL |
|---------------------|-------|
| WEST/ABDULLAH | 1 |
| EVERYLOVE | 1 |
| CON SKOUSEN/COMBS | 0 |
| GRN STEIN/WARE | 1 |
| REP TRUMP/VANCE | 565 |
| LIB OLIVER/TER MAAT | 4 |
| DEM HARRIS/WALZ | 56 |
| DE LA CRUZ/GARCIA | 2 |
| Write-In Totals | 4 |
| Overvotes | 0 |
| Undervotes | 1 |
| Contest Totals | 635 |

U.S. Senate

Vote For 1

| | TOTAL |
|----------------------|-------|
| IAP CARLTON E. BOWEN | 50 |
| REP JOHN CURTIS | 530 |
| DEM CAROLINE GLEICH | 42 |
| Write-In Totals | 2 |
| Overvotes | 0 |
| Undervotes | 11 |
| Contest Totals | 635 |

U.S. House District 4

Vote For 1

| | TOTAL |
|-------------------------|-------|
| M. EVAN BULLARD | 7 |
| UUP VAUGHN R COOK | 13 |
| DEM KATRINA FALICK-WANG | 46 |
| REP BURGESS OWENS | 557 |
| Overvotes | 0 |
| Undervotes | 12 |
| Contest Totals | 635 |

Centerfield City

Governor and Lieutenant Governor

Vote For 1

| | TOTAL |
|---------------------------|-------|
| REP COX/HENDERSON | 418 |
| IAP WILLIAMS/WILLIAMS III | 10 |
| DEM KING/CUMMINGS | 41 |
| LIB LATHAM/SHORT | 3 |
| TOMENY/TAYLOR | 5 |
| Write-In Totals | 148 |
| Overvotes | 1 |
| Undervotes | 9 |
| Contest Totals | 635 |

Attorney General

Vote For 1

| | TOTAL |
|--------------------------|-------|
| REP DEREK BROWN | 526 |
| DEM RUDY J BAUTISTA | 41 |
| LIB W. ANDREW MCCULLOUGH | 18 |
| AUSTIN HEPWORTH | 15 |
| UUP MICHELLE QUIST | 19 |
| Overvotes | 0 |
| Undervotes | 16 |
| Contest Totals | 635 |

State Auditor

Vote For 1

| | TOTAL |
|-----------------------|-------|
| REP TINA CANNON | 535 |
| CON JEFFREY L. OSTLER | 33 |
| DEM CATHERINE VOUTAZ | 43 |
| Overvotes | 0 |
| Undervotes | 24 |
| Contest Totals | 635 |

State Treasurer

Vote For 1

| | TOTAL |
|-------------------|-------|
| UFP MILES POMEROY | 13 |
| REP MARLO M. OAKS | 554 |
| DEM NEIL A HANSEN | 52 |
| Overvotes | 0 |
| Undervotes | 16 |
| Contest Totals | 635 |

Centerfield City

State Senate District 27

Vote For 1

TOTAL

| | |
|--------------------|-----|
| REP DERRIN R OWENS | 587 |
| Overvotes | 0 |
| Undervotes | 48 |
| Contest Totals | 635 |

State House District 66

Vote For 1

TOTAL

| | |
|------------------|-----|
| REP TROY SHELLEY | 586 |
| Overvotes | 0 |
| Undervotes | 49 |
| Contest Totals | 635 |

County Commissioner Seat C

Vote For 1

TOTAL

| | |
|------------------|-----|
| REP MIKE BENNETT | 513 |
| Write-In Totals | 83 |
| Overvotes | 0 |
| Undervotes | 39 |
| Contest Totals | 635 |

County Assessor

Vote For 1

TOTAL

| | |
|----------------------------|-----|
| REP KEITH CHRISTIAN LARSEN | 589 |
| Overvotes | 0 |
| Undervotes | 46 |
| Contest Totals | 635 |

County Recorder

Vote For 1

TOTAL

| | |
|-------------------------|-----|
| REP TALISHA ANN JOHNSON | 584 |
| Overvotes | 0 |
| Undervotes | 51 |
| Contest Totals | 635 |

Centerfield City

County Treasurer

Vote For 1

TOTAL

| | |
|-----------------|-----|
| REP AMY WILLDEN | 590 |
| Overvotes | 0 |
| Undervotes | 45 |
| Contest Totals | 635 |

South Sanpete School District 2

Vote For 1

TOTAL

| | |
|------------------------|-----|
| MARKELL COATES BARCLAY | 207 |
| LONI DEE HAMMOND | 374 |
| Overvotes | 0 |
| Undervotes | 54 |
| Contest Totals | 635 |

MATTHEW B. DURRANT Judicial Retention

Vote For 1

TOTAL

| | |
|----------------|-----|
| YES | 487 |
| NO | 90 |
| Overvotes | 0 |
| Undervotes | 58 |
| Contest Totals | 635 |

RYAN D. TENNEY Judicial Retention

Vote For 1

TOTAL

| | |
|----------------|-----|
| YES | 489 |
| NO | 85 |
| Overvotes | 0 |
| Undervotes | 61 |
| Contest Totals | 635 |

Constitutional Amendment B

Vote For 1

TOTAL

| | |
|----------------|-----|
| FOR | 398 |
| AGAINST | 214 |
| Overvotes | 0 |
| Undervotes | 23 |
| Contest Totals | 635 |

Centerfield City

Constitutional Amendment C

Vote For 1

| | TOTAL |
|----------------|-------|
| FOR | 545 |
| AGAINST | 71 |
| Overvotes | 0 |
| Undervotes | 19 |
| Contest Totals | 635 |

Ephraim City 1

U.S. President and Vice President

Vote For 1

| | TOTAL |
|---------------------|-------|
| WEST/ABDULLAH | 1 |
| EVERYLOVE | 1 |
| CON SKOUSEN/COMBS | 11 |
| GRN STEIN/WARE | 2 |
| REP TRUMP/VANCE | 731 |
| LIB OLIVER/TER MAAT | 12 |
| DEM HARRIS/WALZ | 187 |
| DE LA CRUZ/GARCIA | 2 |
| Write-In Totals | 13 |
| Overvotes | 0 |
| Undervotes | 5 |
| Contest Totals | 965 |

U.S. Senate

Vote For 1

| | TOTAL |
|----------------------|-------|
| IAP CARLTON E. BOWEN | 61 |
| REP JOHN CURTIS | 735 |
| DEM CAROLINE GLEICH | 136 |
| Write-In Totals | 3 |
| Overvotes | 0 |
| Undervotes | 30 |
| Contest Totals | 965 |

U.S. House District 4

Vote For 1

| | TOTAL |
|--------------------------|-------|
| M. EVAN BULLARD | 5 |
| UUP VAUGHN R COOK | 63 |
| DEM KATRINA FALLICK-WANG | 132 |
| REP BURGESS OWENS | 733 |
| Overvotes | 0 |
| Undervotes | 32 |
| Contest Totals | 965 |

Ephraim City 1

Governor and Lieutenant Governor

Vote For 1

| | TOTAL |
|---------------------------|-------|
| REP COX/HENDERSON | 616 |
| IAP WILLIAMS/WILLIAMS III | 17 |
| DEM KING/CUMMINGS | 105 |
| LIB LATHAM/SHORT | 33 |
| TOMENY/TAYLOR | 6 |
| Write-In Totals | 162 |
| Overvotes | 0 |
| Undervotes | 26 |
| Contest Totals | 965 |

Attorney General

Vote For 1

| | TOTAL |
|--------------------------|-------|
| REP DEREK BROWN | 674 |
| DEM RUDY J BAUTISTA | 122 |
| LIB W. ANDREW MCCULLOUGH | 32 |
| AUSTIN HEPWORTH | 33 |
| UUP MICHELLE QUIST | 68 |
| Overvotes | 0 |
| Undervotes | 36 |
| Contest Totals | 965 |

State Auditor

Vote For 1

| | TOTAL |
|-----------------------|-------|
| REP TINA CANNON | 734 |
| CON JEFFREY L. OSTLER | 60 |
| DEM CATHERINE VOUTAZ | 125 |
| Overvotes | 0 |
| Undervotes | 46 |
| Contest Totals | 965 |

State Treasurer

Vote For 1

| | TOTAL |
|-------------------|-------|
| UFP MILES POMEROY | 43 |
| REP MARLO M. OAKS | 722 |
| DEM NEIL A HANSEN | 130 |
| Overvotes | 0 |
| Undervotes | 70 |
| Contest Totals | 965 |

Ephraim City 1

State Senate District 27

Vote For 1

TOTAL

| | |
|--------------------|-----|
| REP DERRIN R OWENS | 817 |
| Overvotes | 0 |
| Undervotes | 148 |
| Contest Totals | 965 |

State House District 66

Vote For 1

TOTAL

| | |
|------------------|-----|
| REP TROY SHELLEY | 814 |
| Overvotes | 0 |
| Undervotes | 151 |
| Contest Totals | 965 |

County Commissioner Seat C

Vote For 1

TOTAL

| | |
|------------------|-----|
| REP MIKE BENNETT | 690 |
| Write-In Totals | 143 |
| Overvotes | 0 |
| Undervotes | 132 |
| Contest Totals | 965 |

County Assessor

Vote For 1

TOTAL

| | |
|----------------------------|-----|
| REP KEITH CHRISTIAN LARSEN | 830 |
| Overvotes | 0 |
| Undervotes | 135 |
| Contest Totals | 965 |

County Recorder

Vote For 1

TOTAL

| | |
|-------------------------|-----|
| REP TALISHA ANN JOHNSON | 834 |
| Overvotes | 0 |
| Undervotes | 131 |
| Contest Totals | 965 |

Ephraim City 1

County Treasurer

Vote For 1

TOTAL

| | |
|-----------------|-----|
| REP AMY WILLDEN | 830 |
| Overvotes | 0 |
| Undervotes | 135 |
| Contest Totals | 965 |

MATTHEW B. DURRANT Judicial Retention

Vote For 1

TOTAL

| | |
|----------------|-----|
| YES | 711 |
| NO | 130 |
| Overvotes | 1 |
| Undervotes | 123 |
| Contest Totals | 965 |

RYAN D. TENNEY Judicial Retention

Vote For 1

TOTAL

| | |
|----------------|-----|
| YES | 704 |
| NO | 134 |
| Overvotes | 0 |
| Undervotes | 127 |
| Contest Totals | 965 |

Constitutional Amendment B

Vote For 1

TOTAL

| | |
|----------------|-----|
| FOR | 651 |
| AGAINST | 245 |
| Overvotes | 1 |
| Undervotes | 68 |
| Contest Totals | 965 |

Constitutional Amendment C

Vote For 1

TOTAL

| | |
|----------------|-----|
| FOR | 780 |
| AGAINST | 119 |
| Overvotes | 0 |
| Undervotes | 66 |
| Contest Totals | 965 |

Ephraim City 2

U.S. President and Vice President

Vote For 1

| | TOTAL |
|---------------------|-------|
| WEST/ABDULLAH | 2 |
| EVERYLOVE | 1 |
| CON SKOUSEN/COMBS | 15 |
| GRN STEIN/WARE | 1 |
| REP TRUMP/VANCE | 453 |
| LIB OLIVER/TER MAAT | 4 |
| DEM HARRIS/WALZ | 121 |
| DE LA CRUZ/GARCIA | 0 |
| Write-In Totals | 20 |
| Overvotes | 0 |
| Undervotes | 4 |
| Contest Totals | 621 |

U.S. Senate

Vote For 1

| | TOTAL |
|----------------------|-------|
| IAP CARLTON E. BOWEN | 53 |
| REP JOHN CURTIS | 456 |
| DEM CAROLINE GLEICH | 89 |
| Write-In Totals | 5 |
| Overvotes | 0 |
| Undervotes | 18 |
| Contest Totals | 621 |

U.S. House District 4

Vote For 1

| | TOTAL |
|-------------------------|-------|
| M. EVAN BULLARD | 13 |
| UUP VAUGHN R COOK | 42 |
| DEM KATRINA FALICK-WANG | 84 |
| REP BURGESS OWENS | 462 |
| Overvotes | 0 |
| Undervotes | 20 |
| Contest Totals | 621 |

Ephraim City 2

Governor and Lieutenant Governor

Vote For 1

| | TOTAL |
|---------------------------|-------|
| REP COX/HENDERSON | 400 |
| IAP WILLIAMS/WILLIAMS III | 12 |
| DEM KING/CUMMINGS | 68 |
| LIB LATHAM/SHORT | 20 |
| TOMENY/TAYLOR | 3 |
| Write-In Totals | 106 |
| Overvotes | 0 |
| Undervotes | 12 |
| Contest Totals | 621 |

Attorney General

Vote For 1

| | TOTAL |
|--------------------------|-------|
| REP DEREK BROWN | 402 |
| DEM RUDY J BAUTISTA | 72 |
| LIB W. ANDREW MCCULLOUGH | 26 |
| AUSTIN HEPWORTH | 39 |
| UUP MICHELLE QUIST | 59 |
| Overvotes | 0 |
| Undervotes | 23 |
| Contest Totals | 621 |

State Auditor

Vote For 1

| | TOTAL |
|-----------------------|-------|
| REP TINA CANNON | 446 |
| CON JEFFREY L. OSTLER | 63 |
| DEM CATHERINE VOUTAZ | 83 |
| Overvotes | 0 |
| Undervotes | 29 |
| Contest Totals | 621 |

State Treasurer

Vote For 1

| | TOTAL |
|-------------------|-------|
| UFP MILES POMEROY | 17 |
| REP MARLO M. OAKS | 480 |
| DEM NEIL A HANSEN | 83 |
| Overvotes | 0 |
| Undervotes | 41 |
| Contest Totals | 621 |

Ephraim City 2

State Senate District 27

Vote For 1

TOTAL

| | |
|--------------------|-----|
| REP DERRIN R OWENS | 526 |
| Overvotes | 0 |
| Undervotes | 95 |
| Contest Totals | 621 |

State House District 66

Vote For 1

TOTAL

| | |
|------------------|-----|
| REP TROY SHELLEY | 522 |
| Overvotes | 0 |
| Undervotes | 99 |
| Contest Totals | 621 |

County Commissioner Seat C

Vote For 1

TOTAL

| | |
|------------------|-----|
| REP MIKE BENNETT | 434 |
| Write-In Totals | 115 |
| Overvotes | 0 |
| Undervotes | 72 |
| Contest Totals | 621 |

County Assessor

Vote For 1

TOTAL

| | |
|----------------------------|-----|
| REP KEITH CHRISTIAN LARSEN | 529 |
| Overvotes | 0 |
| Undervotes | 92 |
| Contest Totals | 621 |

County Recorder

Vote For 1

TOTAL

| | |
|-------------------------|-----|
| REP TALISHA ANN JOHNSON | 534 |
| Overvotes | 0 |
| Undervotes | 87 |
| Contest Totals | 621 |

Ephraim City 2

County Treasurer

Vote For 1

TOTAL

| | |
|-----------------|-----|
| REP AMY WILLDEN | 526 |
| Overvotes | 0 |
| Undervotes | 95 |
| Contest Totals | 621 |

MATTHEW B. DURRANT Judicial Retention

Vote For 1

TOTAL

| | |
|----------------|-----|
| YES | 438 |
| NO | 92 |
| Overvotes | 1 |
| Undervotes | 90 |
| Contest Totals | 621 |

RYAN D. TENNEY Judicial Retention

Vote For 1

TOTAL

| | |
|----------------|-----|
| YES | 427 |
| NO | 100 |
| Overvotes | 0 |
| Undervotes | 94 |
| Contest Totals | 621 |

Constitutional Amendment B

Vote For 1

TOTAL

| | |
|----------------|-----|
| FOR | 403 |
| AGAINST | 181 |
| Overvotes | 0 |
| Undervotes | 37 |
| Contest Totals | 621 |

Constitutional Amendment C

Vote For 1

TOTAL

| | |
|----------------|-----|
| FOR | 479 |
| AGAINST | 101 |
| Overvotes | 0 |
| Undervotes | 41 |
| Contest Totals | 621 |

Ephraim City 3

U.S. President and Vice President

Vote For 1

| | TOTAL |
|---------------------|-------|
| WEST/ABDULLAH | 0 |
| EVERYLOVE | 1 |
| CON SKOUSEN/COMBS | 0 |
| GRN STEIN/WARE | 1 |
| REP TRUMP/VANCE | 384 |
| LIB OLIVER/TER MAAT | 8 |
| DEM HARRIS/WALZ | 84 |
| DE LA CRUZ/GARCIA | 0 |
| Write-In Totals | 8 |
| Overvotes | 0 |
| Undervotes | 11 |
| Contest Totals | 497 |

U.S. Senate

Vote For 1

| | TOTAL |
|----------------------|-------|
| IAP CARLTON E. BOWEN | 21 |
| REP JOHN CURTIS | 392 |
| DEM CAROLINE GLEICH | 63 |
| Write-In Totals | 6 |
| Overvotes | 0 |
| Undervotes | 15 |
| Contest Totals | 497 |

U.S. House District 4

Vote For 1

| | TOTAL |
|--------------------------|-------|
| M. EVAN BULLARD | 2 |
| UUP VAUGHN R COOK | 10 |
| DEM KATRINA FALLICK-WANG | 65 |
| REP BURGESS OWENS | 398 |
| Overvotes | 0 |
| Undervotes | 22 |
| Contest Totals | 497 |

Ephraim City 3

Governor and Lieutenant Governor

Vote For 1

TOTAL

| | |
|---------------------------|-----|
| REP COX/HENDERSON | 342 |
| IAP WILLIAMS/WILLIAMS III | 14 |
| DEM KING/CUMMINGS | 57 |
| LIB LATHAM/SHORT | 6 |
| TOMENY/TAYLOR | 2 |
| Write-In Totals | 67 |
| Overvotes | 0 |
| Undervotes | 9 |
| Contest Totals | 497 |

Attorney General

Vote For 1

TOTAL

| | |
|--------------------------|-----|
| REP DEREK BROWN | 368 |
| DEM RUDY J BAUTISTA | 58 |
| LIB W. ANDREW MCCULLOUGH | 8 |
| AUSTIN HEPWORTH | 13 |
| UUP MICHELLE QUIST | 28 |
| Overvotes | 0 |
| Undervotes | 22 |
| Contest Totals | 497 |

State Auditor

Vote For 1

TOTAL

| | |
|-----------------------|-----|
| REP TINA CANNON | 389 |
| CON JEFFREY L. OSTLER | 22 |
| DEM CATHERINE VOUTAZ | 60 |
| Overvotes | 0 |
| Undervotes | 26 |
| Contest Totals | 497 |

State Treasurer

Vote For 1

TOTAL

| | |
|-------------------|-----|
| UFP MILES POMEROY | 13 |
| REP MARLO M. OAKS | 391 |
| DEM NEIL A HANSEN | 59 |
| Overvotes | 0 |
| Undervotes | 34 |
| Contest Totals | 497 |

Ephraim City 3

State Senate District 27

Vote For 1

| | TOTAL |
|--------------------|-------|
| REP DERRIN R OWENS | 418 |
| Overvotes | 0 |
| Undervotes | 79 |
| Contest Totals | 497 |

State House District 66

Vote For 1

| | TOTAL |
|------------------|-------|
| REP TROY SHELLEY | 410 |
| Overvotes | 0 |
| Undervotes | 87 |
| Contest Totals | 497 |

County Commissioner Seat C

Vote For 1

| | TOTAL |
|------------------|-------|
| REP MIKE BENNETT | 342 |
| Write-In Totals | 87 |
| Overvotes | 0 |
| Undervotes | 68 |
| Contest Totals | 497 |

County Assessor

Vote For 1

| | TOTAL |
|----------------------------|-------|
| REP KEITH CHRISTIAN LARSEN | 413 |
| Overvotes | 0 |
| Undervotes | 84 |
| Contest Totals | 497 |

County Recorder

Vote For 1

| | TOTAL |
|-------------------------|-------|
| REP TALISHA ANN JOHNSON | 414 |
| Overvotes | 0 |
| Undervotes | 83 |
| Contest Totals | 497 |

Ephraim City 3

County Treasurer

Vote For 1

| | TOTAL |
|-----------------|-------|
| REP AMY WILLDEN | 415 |
| Overvotes | 0 |
| Undervotes | 82 |
| Contest Totals | 497 |

MATTHEW B. DURRANT Judicial Retention

Vote For 1

| | TOTAL |
|----------------|-------|
| YES | 350 |
| NO | 76 |
| Overvotes | 1 |
| Undervotes | 70 |
| Contest Totals | 497 |

RYAN D. TENNEY Judicial Retention

Vote For 1

| | TOTAL |
|----------------|-------|
| YES | 350 |
| NO | 76 |
| Overvotes | 0 |
| Undervotes | 71 |
| Contest Totals | 497 |

Constitutional Amendment B

Vote For 1

| | TOTAL |
|----------------|-------|
| FOR | 307 |
| AGAINST | 160 |
| Overvotes | 0 |
| Undervotes | 30 |
| Contest Totals | 497 |

Constitutional Amendment C

Vote For 1

| | TOTAL |
|----------------|-------|
| FOR | 398 |
| AGAINST | 69 |
| Overvotes | 0 |
| Undervotes | 30 |
| Contest Totals | 497 |

Ephraim U

U.S. President and Vice President

Vote For 1

| | TOTAL |
|---------------------|-------|
| WEST/ABDULLAH | 0 |
| EVERYLOVE | 0 |
| CON SKOUSEN/COMBS | 4 |
| GRN STEIN/WARE | 0 |
| REP TRUMP/VANCE | 314 |
| LIB OLIVER/TER MAAT | 3 |
| DEM HARRIS/WALZ | 28 |
| DE LA CRUZ/GARCIA | 0 |
| Write-In Totals | 6 |
| Overvotes | 0 |
| Undervotes | 0 |
| Contest Totals | 355 |

U.S. Senate

Vote For 1

| | TOTAL |
|----------------------|-------|
| IAP CARLTON E. BOWEN | 23 |
| REP JOHN CURTIS | 294 |
| DEM CAROLINE GLEICH | 23 |
| Write-In Totals | 7 |
| Overvotes | 0 |
| Undervotes | 8 |
| Contest Totals | 355 |

U.S. House District 4

Vote For 1

| | TOTAL |
|--------------------------|-------|
| M. EVAN BULLARD | 2 |
| UUP VAUGHN R COOK | 6 |
| DEM KATRINA FALLICK-WANG | 22 |
| REP BURGESS OWENS | 316 |
| Overvotes | 0 |
| Undervotes | 9 |
| Contest Totals | 355 |

Ephraim U

Governor and Lieutenant Governor

Vote For 1

| | TOTAL |
|---------------------------|-------|
| REP COX/HENDERSON | 208 |
| IAP WILLIAMS/WILLIAMS III | 8 |
| DEM KING/CUMMINGS | 16 |
| LIB LATHAM/SHORT | 4 |
| TOMENY/TAYLOR | 2 |
| Write-In Totals | 104 |
| Overvotes | 0 |
| Undervotes | 13 |
| Contest Totals | 355 |

Attorney General

Vote For 1

| | TOTAL |
|--------------------------|-------|
| REP DEREK BROWN | 284 |
| DEM RUDY J BAUTISTA | 29 |
| LIB W. ANDREW MCCULLOUGH | 5 |
| AUSTIN HEPWORTH | 21 |
| UUP MICHELLE QUIST | 10 |
| Overvotes | 0 |
| Undervotes | 6 |
| Contest Totals | 355 |

State Auditor

Vote For 1

| | TOTAL |
|-----------------------|-------|
| REP TINA CANNON | 291 |
| CON JEFFREY L. OSTLER | 32 |
| DEM CATHERINE VOUTAZ | 21 |
| Overvotes | 0 |
| Undervotes | 11 |
| Contest Totals | 355 |

State Treasurer

Vote For 1

| | TOTAL |
|-------------------|-------|
| UFP MILES POMEROY | 11 |
| REP MARLO M. OAKS | 302 |
| DEM NEIL A HANSEN | 22 |
| Overvotes | 0 |
| Undervotes | 20 |
| Contest Totals | 355 |

Ephraim U

State Senate District 27

Vote For 1

TOTAL

| | |
|--------------------|-----|
| REP DERRIN R OWENS | 300 |
| Overvotes | 0 |
| Undervotes | 55 |
| Contest Totals | 355 |

State House District 66

Vote For 1

TOTAL

| | |
|------------------|-----|
| REP TROY SHELLEY | 298 |
| Overvotes | 0 |
| Undervotes | 57 |
| Contest Totals | 355 |

County Commissioner Seat C

Vote For 1

TOTAL

| | |
|------------------|-----|
| REP MIKE BENNETT | 217 |
| Write-In Totals | 103 |
| Overvotes | 0 |
| Undervotes | 35 |
| Contest Totals | 355 |

County Assessor

Vote For 1

TOTAL

| | |
|----------------------------|-----|
| REP KEITH CHRISTIAN LARSEN | 307 |
| Overvotes | 0 |
| Undervotes | 48 |
| Contest Totals | 355 |

County Recorder

Vote For 1

TOTAL

| | |
|-------------------------|-----|
| REP TALISHA ANN JOHNSON | 304 |
| Overvotes | 0 |
| Undervotes | 51 |
| Contest Totals | 355 |

Ephraim U

County Treasurer

Vote For 1

| | TOTAL |
|-----------------|-------|
| REP AMY WILLDEN | 299 |
| Overvotes | 0 |
| Undervotes | 56 |
| Contest Totals | 355 |

MATTHEW B. DURRANT Judicial Retention

Vote For 1

| | TOTAL |
|----------------|-------|
| YES | 231 |
| NO | 61 |
| Overvotes | 0 |
| Undervotes | 63 |
| Contest Totals | 355 |

RYAN D. TENNEY Judicial Retention

Vote For 1

| | TOTAL |
|----------------|-------|
| YES | 223 |
| NO | 69 |
| Overvotes | 0 |
| Undervotes | 63 |
| Contest Totals | 355 |

Constitutional Amendment B

Vote For 1

| | TOTAL |
|----------------|-------|
| FOR | 168 |
| AGAINST | 160 |
| Overvotes | 1 |
| Undervotes | 26 |
| Contest Totals | 355 |

Constitutional Amendment C

Vote For 1

| | TOTAL |
|----------------|-------|
| FOR | 285 |
| AGAINST | 50 |
| Overvotes | 0 |
| Undervotes | 20 |
| Contest Totals | 355 |

Fayette Town

U.S. President and Vice President

Vote For 1

| | TOTAL |
|---------------------|-------|
| WEST/ABDULLAH | 0 |
| EVERYLOVE | 0 |
| CON SKOUSEN/COMBS | 3 |
| GRN STEIN/WARE | 0 |
| REP TRUMP/VANCE | 114 |
| LIB OLIVER/TER MAAT | 0 |
| DEM HARRIS/WALZ | 7 |
| DE LA CRUZ/GARCIA | 0 |
| Write-In Totals | 1 |
| Overvotes | 0 |
| Undervotes | 1 |
| Contest Totals | 126 |

U.S. Senate

Vote For 1

| | TOTAL |
|----------------------|-------|
| IAP CARLTON E. BOWEN | 12 |
| REP JOHN CURTIS | 106 |
| DEM CAROLINE GLEICH | 6 |
| Write-In Totals | 1 |
| Overvotes | 0 |
| Undervotes | 1 |
| Contest Totals | 126 |

U.S. House District 4

Vote For 1

| | TOTAL |
|--------------------------|-------|
| M. EVAN BULLARD | 1 |
| UUP VAUGHN R COOK | 6 |
| DEM KATRINA FALLICK-WANG | 7 |
| REP BURGESS OWENS | 108 |
| Overvotes | 0 |
| Undervotes | 4 |
| Contest Totals | 126 |

Fayette Town

Governor and Lieutenant Governor

Vote For 1

| | TOTAL |
|---------------------------|-------|
| REP COX/HENDERSON | 86 |
| IAP WILLIAMS/WILLIAMS III | 0 |
| DEM KING/CUMMINGS | 6 |
| LIB LATHAM/SHORT | 4 |
| TOMENY/TAYLOR | 0 |
| Write-In Totals | 26 |
| Overvotes | 1 |
| Undervotes | 3 |
| Contest Totals | 126 |

Attorney General

Vote For 1

| | TOTAL |
|--------------------------|-------|
| REP DEREK BROWN | 110 |
| DEM RUDY J BAUTISTA | 2 |
| LIB W. ANDREW MCCULLOUGH | 4 |
| AUSTIN HEPWORTH | 4 |
| UUP MICHELLE QUIST | 4 |
| Overvotes | 0 |
| Undervotes | 2 |
| Contest Totals | 126 |

State Auditor

Vote For 1

| | TOTAL |
|-----------------------|-------|
| REP TINA CANNON | 106 |
| CON JEFFREY L. OSTLER | 11 |
| DEM CATHERINE VOUTAZ | 6 |
| Overvotes | 0 |
| Undervotes | 3 |
| Contest Totals | 126 |

State Treasurer

Vote For 1

| | TOTAL |
|-------------------|-------|
| UFP MILES POMEROY | 8 |
| REP MARLO M. OAKS | 108 |
| DEM NEIL A HANSEN | 7 |
| Overvotes | 0 |
| Undervotes | 3 |
| Contest Totals | 126 |

Fayette Town

State Senate District 27

Vote For 1

TOTAL

| | |
|--------------------|-----|
| REP DERRIN R OWENS | 112 |
| Overvotes | 0 |
| Undervotes | 14 |
| Contest Totals | 126 |

State House District 66

Vote For 1

TOTAL

| | |
|------------------|-----|
| REP TROY SHELLEY | 105 |
| Overvotes | 0 |
| Undervotes | 21 |
| Contest Totals | 126 |

County Commissioner Seat C

Vote For 1

TOTAL

| | |
|------------------|-----|
| REP MIKE BENNETT | 91 |
| Write-In Totals | 18 |
| Overvotes | 0 |
| Undervotes | 17 |
| Contest Totals | 126 |

County Assessor

Vote For 1

TOTAL

| | |
|----------------------------|-----|
| REP KEITH CHRISTIAN LARSEN | 112 |
| Overvotes | 0 |
| Undervotes | 14 |
| Contest Totals | 126 |

County Recorder

Vote For 1

TOTAL

| | |
|-------------------------|-----|
| REP TALISHA ANN JOHNSON | 112 |
| Overvotes | 0 |
| Undervotes | 14 |
| Contest Totals | 126 |

Fayette Town

County Treasurer

Vote For 1

TOTAL

| | |
|-----------------|-----|
| REP AMY WILLDEN | 112 |
| Overvotes | 0 |
| Undervotes | 14 |
| Contest Totals | 126 |

South Sanpete School District 2

Vote For 1

TOTAL

| | |
|------------------------|-----|
| MARKELL COATES BARCLAY | 13 |
| LONI DEE HAMMOND | 107 |
| Overvotes | 0 |
| Undervotes | 6 |
| Contest Totals | 126 |

MATTHEW B. DURRANT Judicial Retention

Vote For 1

TOTAL

| | |
|----------------|-----|
| YES | 85 |
| NO | 25 |
| Overvotes | 0 |
| Undervotes | 16 |
| Contest Totals | 126 |

RYAN D. TENNEY Judicial Retention

Vote For 1

TOTAL

| | |
|----------------|-----|
| YES | 87 |
| NO | 24 |
| Overvotes | 0 |
| Undervotes | 15 |
| Contest Totals | 126 |

Constitutional Amendment B

Vote For 1

TOTAL

| | |
|----------------|-----|
| FOR | 67 |
| AGAINST | 48 |
| Overvotes | 0 |
| Undervotes | 11 |
| Contest Totals | 126 |

Fayette Town

Constitutional Amendment C

Vote For 1

| | TOTAL |
|----------------|-------|
| FOR | 95 |
| AGAINST | 22 |
| Overvotes | 0 |
| Undervotes | 9 |
| Contest Totals | 126 |

Fairview City

U.S. President and Vice President

Vote For 1

| | TOTAL |
|---------------------|-------|
| WEST/ABDULLAH | 0 |
| EVERYLOVE | 4 |
| CON SKOUSEN/COMBS | 9 |
| GRN STEIN/WARE | 0 |
| REP TRUMP/VANCE | 541 |
| LIB OLIVER/TER MAAT | 10 |
| DEM HARRIS/WALZ | 83 |
| DE LA CRUZ/GARCIA | 0 |
| Write-In Totals | 6 |
| Overvotes | 1 |
| Undervotes | 5 |
| Contest Totals | 659 |

U.S. Senate

Vote For 1

| | TOTAL |
|----------------------|-------|
| IAP CARLTON E. BOWEN | 50 |
| REP JOHN CURTIS | 542 |
| DEM CAROLINE GLEICH | 58 |
| Write-In Totals | 3 |
| Overvotes | 0 |
| Undervotes | 6 |
| Contest Totals | 659 |

U.S. House District 4

Vote For 1

| | TOTAL |
|-------------------------|-------|
| M. EVAN BULLARD | 11 |
| UUP VAUGHN R COOK | 33 |
| DEM KATRINA FALICK-WANG | 58 |
| REP BURGESS OWENS | 547 |
| Overvotes | 0 |
| Undervotes | 10 |
| Contest Totals | 659 |

Fairview City

Governor and Lieutenant Governor

Vote For 1

| | TOTAL |
|---------------------------|-------|
| REP COX/HENDERSON | 445 |
| IAP WILLIAMS/WILLIAMS III | 10 |
| DEM KING/CUMMINGS | 47 |
| LIB LATHAM/SHORT | 17 |
| TOMENY/TAYLOR | 0 |
| Write-In Totals | 132 |
| Overvotes | 0 |
| Undervotes | 8 |
| Contest Totals | 659 |

Attorney General

Vote For 1

| | TOTAL |
|--------------------------|-------|
| REP DEREK BROWN | 492 |
| DEM RUDY J BAUTISTA | 60 |
| LIB W. ANDREW MCCULLOUGH | 22 |
| AUSTIN HEPWORTH | 37 |
| UUP MICHELLE QUIST | 27 |
| Overvotes | 0 |
| Undervotes | 21 |
| Contest Totals | 659 |

State Auditor

Vote For 1

| | TOTAL |
|-----------------------|-------|
| REP TINA CANNON | 529 |
| CON JEFFREY L. OSTLER | 39 |
| DEM CATHERINE VOUTAZ | 56 |
| Overvotes | 0 |
| Undervotes | 35 |
| Contest Totals | 659 |

State Treasurer

Vote For 1

| | TOTAL |
|-------------------|-------|
| UFP MILES POMEROY | 25 |
| REP MARLO M. OAKS | 549 |
| DEM NEIL A HANSEN | 52 |
| Overvotes | 0 |
| Undervotes | 33 |
| Contest Totals | 659 |

Fairview City

State Senate District 27

Vote For 1

TOTAL

| | |
|--------------------|-----|
| REP DERRIN R OWENS | 578 |
| Overvotes | 0 |
| Undervotes | 81 |
| Contest Totals | 659 |

State House District 66

Vote For 1

TOTAL

| | |
|------------------|-----|
| REP TROY SHELLEY | 573 |
| Overvotes | 0 |
| Undervotes | 86 |
| Contest Totals | 659 |

County Commissioner Seat C

Vote For 1

TOTAL

| | |
|------------------|-----|
| REP MIKE BENNETT | 556 |
| Write-In Totals | 36 |
| Overvotes | 0 |
| Undervotes | 67 |
| Contest Totals | 659 |

County Assessor

Vote For 1

TOTAL

| | |
|----------------------------|-----|
| REP KEITH CHRISTIAN LARSEN | 579 |
| Overvotes | 0 |
| Undervotes | 80 |
| Contest Totals | 659 |

County Recorder

Vote For 1

TOTAL

| | |
|-------------------------|-----|
| REP TALISHA ANN JOHNSON | 580 |
| Overvotes | 0 |
| Undervotes | 79 |
| Contest Totals | 659 |

Fairview City

County Treasurer

Vote For 1

| | TOTAL |
|-----------------|-------|
| REP AMY WILLDEN | 583 |
| Overvotes | 0 |
| Undervotes | 76 |
| Contest Totals | 659 |

MATTHEW B. DURRANT Judicial Retention

Vote For 1

| | TOTAL |
|----------------|-------|
| YES | 461 |
| NO | 111 |
| Overvotes | 0 |
| Undervotes | 87 |
| Contest Totals | 659 |

RYAN D. TENNEY Judicial Retention

Vote For 1

| | TOTAL |
|----------------|-------|
| YES | 456 |
| NO | 114 |
| Overvotes | 0 |
| Undervotes | 89 |
| Contest Totals | 659 |

Constitutional Amendment B

Vote For 1

| | TOTAL |
|----------------|-------|
| FOR | 416 |
| AGAINST | 199 |
| Overvotes | 0 |
| Undervotes | 44 |
| Contest Totals | 659 |

Constitutional Amendment C

Vote For 1

| | TOTAL |
|----------------|-------|
| FOR | 543 |
| AGAINST | 81 |
| Overvotes | 0 |
| Undervotes | 35 |
| Contest Totals | 659 |

Fairview U

U.S. President and Vice President

Vote For 1

| | TOTAL |
|---------------------|-------|
| WEST/ABDULLAH | 0 |
| EVERYLOVE | 1 |
| CON SKOUSEN/COMBS | 19 |
| GRN STEIN/WARE | 2 |
| REP TRUMP/VANCE | 693 |
| LIB OLIVER/TER MAAT | 1 |
| DEM HARRIS/WALZ | 126 |
| DE LA CRUZ/GARCIA | 0 |
| Write-In Totals | 5 |
| Overvotes | 0 |
| Undervotes | 9 |
| Contest Totals | 856 |

U.S. Senate

Vote For 1

| | TOTAL |
|----------------------|-------|
| IAP CARLTON E. BOWEN | 98 |
| REP JOHN CURTIS | 636 |
| DEM CAROLINE GLEICH | 95 |
| Write-In Totals | 4 |
| Overvotes | 0 |
| Undervotes | 23 |
| Contest Totals | 856 |

U.S. House District 4

Vote For 1

| | TOTAL |
|-------------------------|-------|
| M. EVAN BULLARD | 19 |
| UUP VAUGHN R COOK | 37 |
| DEM KATRINA FALICK-WANG | 95 |
| REP BURGESS OWENS | 669 |
| Overvotes | 0 |
| Undervotes | 36 |
| Contest Totals | 856 |

Fairview U

Governor and Lieutenant Governor

Vote For 1

| | TOTAL |
|---------------------------|-------|
| REP COX/HENDERSON | 510 |
| IAP WILLIAMS/WILLIAMS III | 26 |
| DEM KING/CUMMINGS | 75 |
| LIB LATHAM/SHORT | 17 |
| TOMENY/TAYLOR | 5 |
| Write-In Totals | 200 |
| Overvotes | 0 |
| Undervotes | 23 |
| Contest Totals | 856 |

Attorney General

Vote For 1

| | TOTAL |
|--------------------------|-------|
| REP DEREK BROWN | 617 |
| DEM RUDY J BAUTISTA | 88 |
| LIB W. ANDREW MCCULLOUGH | 31 |
| AUSTIN HEPWORTH | 36 |
| UUP MICHELLE QUIST | 42 |
| Overvotes | 0 |
| Undervotes | 42 |
| Contest Totals | 856 |

State Auditor

Vote For 1

| | TOTAL |
|-----------------------|-------|
| REP TINA CANNON | 655 |
| CON JEFFREY L. OSTLER | 55 |
| DEM CATHERINE VOUTAZ | 100 |
| Overvotes | 0 |
| Undervotes | 46 |
| Contest Totals | 856 |

State Treasurer

Vote For 1

| | TOTAL |
|-------------------|-------|
| UFP MILES POMEROY | 33 |
| REP MARLO M. OAKS | 673 |
| DEM NEIL A HANSEN | 92 |
| Overvotes | 1 |
| Undervotes | 57 |
| Contest Totals | 856 |

Fairview U

State Senate District 27

Vote For 1

TOTAL

| | |
|--------------------|-----|
| REP DERRIN R OWENS | 694 |
| Overvotes | 0 |
| Undervotes | 162 |
| Contest Totals | 856 |

State House District 66

Vote For 1

TOTAL

| | |
|------------------|-----|
| REP TROY SHELLEY | 707 |
| Overvotes | 0 |
| Undervotes | 149 |
| Contest Totals | 856 |

County Commissioner Seat C

Vote For 1

TOTAL

| | |
|------------------|-----|
| REP MIKE BENNETT | 681 |
| Write-In Totals | 36 |
| Overvotes | 0 |
| Undervotes | 139 |
| Contest Totals | 856 |

County Assessor

Vote For 1

TOTAL

| | |
|----------------------------|-----|
| REP KEITH CHRISTIAN LARSEN | 697 |
| Overvotes | 0 |
| Undervotes | 159 |
| Contest Totals | 856 |

County Recorder

Vote For 1

TOTAL

| | |
|-------------------------|-----|
| REP TALISHA ANN JOHNSON | 699 |
| Overvotes | 0 |
| Undervotes | 157 |
| Contest Totals | 856 |

Fairview U

County Treasurer

Vote For 1

TOTAL

| | |
|-----------------|-----|
| REP AMY WILLDEN | 702 |
| Overvotes | 0 |
| Undervotes | 154 |
| Contest Totals | 856 |

MATTHEW B. DURRANT Judicial Retention

Vote For 1

TOTAL

| | |
|----------------|-----|
| YES | 555 |
| NO | 188 |
| Overvotes | 1 |
| Undervotes | 112 |
| Contest Totals | 856 |

RYAN D. TENNEY Judicial Retention

Vote For 1

TOTAL

| | |
|----------------|-----|
| YES | 536 |
| NO | 199 |
| Overvotes | 0 |
| Undervotes | 121 |
| Contest Totals | 856 |

Constitutional Amendment B

Vote For 1

TOTAL

| | |
|----------------|-----|
| FOR | 473 |
| AGAINST | 324 |
| Overvotes | 0 |
| Undervotes | 59 |
| Contest Totals | 856 |

Constitutional Amendment C

Vote For 1

TOTAL

| | |
|----------------|-----|
| FOR | 682 |
| AGAINST | 123 |
| Overvotes | 0 |
| Undervotes | 51 |
| Contest Totals | 856 |

Fountain Green City

U.S. President and Vice President

Vote For 1

| | TOTAL |
|---------------------|-------|
| WEST/ABDULLAH | 1 |
| EVERYLOVE | 0 |
| CON SKOUSEN/COMBS | 7 |
| GRN STEIN/WARE | 0 |
| REP TRUMP/VANCE | 493 |
| LIB OLIVER/TER MAAT | 6 |
| DEM HARRIS/WALZ | 80 |
| DE LA CRUZ/GARCIA | 1 |
| Write-In Totals | 13 |
| Overvotes | 0 |
| Undervotes | 5 |
| Contest Totals | 606 |

U.S. Senate

Vote For 1

| | TOTAL |
|----------------------|-------|
| IAP CARLTON E. BOWEN | 41 |
| REP JOHN CURTIS | 489 |
| DEM CAROLINE GLEICH | 51 |
| Write-In Totals | 3 |
| Overvotes | 0 |
| Undervotes | 22 |
| Contest Totals | 606 |

U.S. House District 4

Vote For 1

| | TOTAL |
|-------------------------|-------|
| M. EVAN BULLARD | 5 |
| UUP VAUGHN R COOK | 22 |
| DEM KATRINA FALICK-WANG | 57 |
| REP BURGESS OWENS | 500 |
| Overvotes | 0 |
| Undervotes | 22 |
| Contest Totals | 606 |

Fountain Green City

Governor and Lieutenant Governor

Vote For 1

| | TOTAL |
|---------------------------|-------|
| REP COX/HENDERSON | 387 |
| IAP WILLIAMS/WILLIAMS III | 11 |
| DEM KING/CUMMINGS | 43 |
| LIB LATHAM/SHORT | 17 |
| TOMENY/TAYLOR | 1 |
| Write-In Totals | 130 |
| Overvotes | 1 |
| Undervotes | 16 |
| Contest Totals | 606 |

Attorney General

Vote For 1

| | TOTAL |
|--------------------------|-------|
| REP DEREK BROWN | 474 |
| DEM RUDY J BAUTISTA | 50 |
| LIB W. ANDREW MCCULLOUGH | 14 |
| AUSTIN HEPWORTH | 18 |
| UUP MICHELLE QUIST | 25 |
| Overvotes | 0 |
| Undervotes | 25 |
| Contest Totals | 606 |

State Auditor

Vote For 1

| | TOTAL |
|-----------------------|-------|
| REP TINA CANNON | 491 |
| CON JEFFREY L. OSTLER | 30 |
| DEM CATHERINE VOUTAZ | 57 |
| Overvotes | 0 |
| Undervotes | 28 |
| Contest Totals | 606 |

State Treasurer

Vote For 1

| | TOTAL |
|-------------------|-------|
| UFP MILES POMEROY | 22 |
| REP MARLO M. OAKS | 488 |
| DEM NEIL A HANSEN | 55 |
| Overvotes | 0 |
| Undervotes | 41 |
| Contest Totals | 606 |

Fountain Green City

State Senate District 27

Vote For 1

TOTAL

| | |
|--------------------|-----|
| REP DERRIN R OWENS | 517 |
| Overvotes | 0 |
| Undervotes | 89 |
| Contest Totals | 606 |

State House District 66

Vote For 1

TOTAL

| | |
|------------------|-----|
| REP TROY SHELLEY | 520 |
| Overvotes | 0 |
| Undervotes | 86 |
| Contest Totals | 606 |

County Commissioner Seat C

Vote For 1

TOTAL

| | |
|------------------|-----|
| REP MIKE BENNETT | 484 |
| Write-In Totals | 41 |
| Overvotes | 0 |
| Undervotes | 81 |
| Contest Totals | 606 |

County Assessor

Vote For 1

TOTAL

| | |
|----------------------------|-----|
| REP KEITH CHRISTIAN LARSEN | 516 |
| Overvotes | 0 |
| Undervotes | 90 |
| Contest Totals | 606 |

County Recorder

Vote For 1

TOTAL

| | |
|-------------------------|-----|
| REP TALISHA ANN JOHNSON | 518 |
| Overvotes | 0 |
| Undervotes | 88 |
| Contest Totals | 606 |

Fountain Green City

County Treasurer

Vote For 1

TOTAL

| | |
|-----------------|-----|
| REP AMY WILLDEN | 522 |
| Overvotes | 0 |
| Undervotes | 84 |
| Contest Totals | 606 |

MATTHEW B. DURRANT Judicial Retention

Vote For 1

TOTAL

| | |
|----------------|-----|
| YES | 429 |
| NO | 101 |
| Overvotes | 0 |
| Undervotes | 76 |
| Contest Totals | 606 |

RYAN D. TENNEY Judicial Retention

Vote For 1

TOTAL

| | |
|----------------|-----|
| YES | 427 |
| NO | 93 |
| Overvotes | 0 |
| Undervotes | 86 |
| Contest Totals | 606 |

Constitutional Amendment B

Vote For 1

TOTAL

| | |
|----------------|-----|
| FOR | 354 |
| AGAINST | 215 |
| Overvotes | 0 |
| Undervotes | 37 |
| Contest Totals | 606 |

Constitutional Amendment C

Vote For 1

TOTAL

| | |
|----------------|-----|
| FOR | 485 |
| AGAINST | 93 |
| Overvotes | 0 |
| Undervotes | 28 |
| Contest Totals | 606 |

Gunnison City

U.S. President and Vice President

Vote For 1

| | TOTAL |
|---------------------|-------|
| WEST/ABDULLAH | 2 |
| EVERYLOVE | 1 |
| CON SKOUSEN/COMBS | 4 |
| GRN STEIN/WARE | 1 |
| REP TRUMP/VANCE | 751 |
| LIB OLIVER/TER MAAT | 4 |
| DEM HARRIS/WALZ | 102 |
| DE LA CRUZ/GARCIA | 2 |
| Write-In Totals | 9 |
| Overvotes | 0 |
| Undervotes | 3 |
| Contest Totals | 879 |

U.S. Senate

Vote For 1

| | TOTAL |
|----------------------|-------|
| IAP CARLTON E. BOWEN | 67 |
| REP JOHN CURTIS | 710 |
| DEM CAROLINE GLEICH | 78 |
| Write-In Totals | 4 |
| Overvotes | 0 |
| Undervotes | 20 |
| Contest Totals | 879 |

U.S. House District 4

Vote For 1

| | TOTAL |
|--------------------------|-------|
| M. EVAN BULLARD | 13 |
| UUP VAUGHN R COOK | 26 |
| DEM KATRINA FALLICK-WANG | 84 |
| REP BURGESS OWENS | 730 |
| Overvotes | 0 |
| Undervotes | 26 |
| Contest Totals | 879 |

Gunnison City

Governor and Lieutenant Governor

Vote For 1

| | TOTAL |
|---------------------------|-------|
| REP COX/HENDERSON | 582 |
| IAP WILLIAMS/WILLIAMS III | 36 |
| DEM KING/CUMMINGS | 78 |
| LIB LATHAM/SHORT | 12 |
| TOMENY/TAYLOR | 5 |
| Write-In Totals | 148 |
| Overvotes | 0 |
| Undervotes | 18 |
| Contest Totals | 879 |

Attorney General

Vote For 1

| | TOTAL |
|--------------------------|-------|
| REP DEREK BROWN | 722 |
| DEM RUDY J BAUTISTA | 81 |
| LIB W. ANDREW MCCULLOUGH | 17 |
| AUSTIN HEPWORTH | 18 |
| UUP MICHELLE QUIST | 17 |
| Overvotes | 0 |
| Undervotes | 24 |
| Contest Totals | 879 |

State Auditor

Vote For 1

| | TOTAL |
|-----------------------|-------|
| REP TINA CANNON | 707 |
| CON JEFFREY L. OSTLER | 61 |
| DEM CATHERINE VOUTAZ | 76 |
| Overvotes | 0 |
| Undervotes | 35 |
| Contest Totals | 879 |

State Treasurer

Vote For 1

| | TOTAL |
|-------------------|-------|
| UFP MILES POMEROY | 26 |
| REP MARLO M. OAKS | 729 |
| DEM NEIL A HANSEN | 90 |
| Overvotes | 0 |
| Undervotes | 34 |
| Contest Totals | 879 |

Gunnison City

State Senate District 27

Vote For 1

TOTAL

| | |
|--------------------|-----|
| REP DERRIN R OWENS | 780 |
| Overvotes | 0 |
| Undervotes | 99 |
| Contest Totals | 879 |

State House District 66

Vote For 1

TOTAL

| | |
|------------------|-----|
| REP TROY SHELLEY | 772 |
| Overvotes | 0 |
| Undervotes | 107 |
| Contest Totals | 879 |

County Commissioner Seat C

Vote For 1

TOTAL

| | |
|------------------|-----|
| REP MIKE BENNETT | 729 |
| Write-In Totals | 75 |
| Overvotes | 0 |
| Undervotes | 75 |
| Contest Totals | 879 |

County Assessor

Vote For 1

TOTAL

| | |
|----------------------------|-----|
| REP KEITH CHRISTIAN LARSEN | 773 |
| Overvotes | 0 |
| Undervotes | 106 |
| Contest Totals | 879 |

County Recorder

Vote For 1

TOTAL

| | |
|-------------------------|-----|
| REP TALISHA ANN JOHNSON | 777 |
| Overvotes | 0 |
| Undervotes | 102 |
| Contest Totals | 879 |

Gunnison City

County Treasurer

Vote For 1

TOTAL

| | |
|-----------------|-----|
| REP AMY WILLDEN | 778 |
| Overvotes | 0 |
| Undervotes | 101 |
| Contest Totals | 879 |

South Sanpete School District 3

Vote For 1

TOTAL

| | |
|------------------|-----|
| KIM REID PICKETT | 313 |
| COLEEN N OGDEN | 527 |
| Overvotes | 0 |
| Undervotes | 39 |
| Contest Totals | 879 |

MATTHEW B. DURRANT Judicial Retention

Vote For 1

TOTAL

| | |
|----------------|-----|
| YES | 637 |
| NO | 155 |
| Overvotes | 0 |
| Undervotes | 87 |
| Contest Totals | 879 |

RYAN D. TENNEY Judicial Retention

Vote For 1

TOTAL

| | |
|----------------|-----|
| YES | 636 |
| NO | 148 |
| Overvotes | 0 |
| Undervotes | 95 |
| Contest Totals | 879 |

Constitutional Amendment B

Vote For 1

TOTAL

| | |
|----------------|-----|
| FOR | 568 |
| AGAINST | 272 |
| Overvotes | 0 |
| Undervotes | 39 |
| Contest Totals | 879 |

Gunnison City

Constitutional Amendment C

Vote For 1

TOTAL

| | |
|----------------|-----|
| FOR | 735 |
| AGAINST | 111 |
| Overvotes | 0 |
| Undervotes | 33 |
| Contest Totals | 879 |

Manti City 1

U.S. President and Vice President

Vote For 1

| | TOTAL |
|---------------------|-------|
| WEST/ABDULLAH | 2 |
| EVERYLOVE | 0 |
| CON SKOUSEN/COMBS | 15 |
| GRN STEIN/WARE | 5 |
| REP TRUMP/VANCE | 699 |
| LIB OLIVER/TER MAAT | 8 |
| DEM HARRIS/WALZ | 116 |
| DE LA CRUZ/GARCIA | 0 |
| Write-In Totals | 19 |
| Overvotes | 1 |
| Undervotes | 8 |
| Contest Totals | 873 |

U.S. Senate

Vote For 1

| | TOTAL |
|----------------------|-------|
| IAP CARLTON E. BOWEN | 105 |
| REP JOHN CURTIS | 665 |
| DEM CAROLINE GLEICH | 67 |
| Write-In Totals | 7 |
| Overvotes | 0 |
| Undervotes | 29 |
| Contest Totals | 873 |

U.S. House District 4

Vote For 1

| | TOTAL |
|--------------------------|-------|
| M. EVAN BULLARD | 17 |
| UUP VAUGHN R COOK | 45 |
| DEM KATRINA FALLICK-WANG | 74 |
| REP BURGESS OWENS | 701 |
| Overvotes | 1 |
| Undervotes | 35 |
| Contest Totals | 873 |

Manti City 1

Governor and Lieutenant Governor

Vote For 1

| | TOTAL |
|---------------------------|-------|
| REP COX/HENDERSON | 487 |
| IAP WILLIAMS/WILLIAMS III | 36 |
| DEM KING/CUMMINGS | 65 |
| LIB LATHAM/SHORT | 26 |
| TOMENY/TAYLOR | 10 |
| Write-In Totals | 220 |
| Overvotes | 0 |
| Undervotes | 29 |
| Contest Totals | 873 |

Attorney General

Vote For 1

| | TOTAL |
|--------------------------|-------|
| REP DEREK BROWN | 624 |
| DEM RUDY J BAUTISTA | 63 |
| LIB W. ANDREW MCCULLOUGH | 27 |
| AUSTIN HEPWORTH | 79 |
| UUP MICHELLE QUIST | 45 |
| Overvotes | 0 |
| Undervotes | 35 |
| Contest Totals | 873 |

State Auditor

Vote For 1

| | TOTAL |
|-----------------------|-------|
| REP TINA CANNON | 652 |
| CON JEFFREY L. OSTLER | 98 |
| DEM CATHERINE VOUTAZ | 72 |
| Overvotes | 0 |
| Undervotes | 51 |
| Contest Totals | 873 |

State Treasurer

Vote For 1

| | TOTAL |
|-------------------|-------|
| UFP MILES POMEROY | 44 |
| REP MARLO M. OAKS | 697 |
| DEM NEIL A HANSEN | 75 |
| Overvotes | 0 |
| Undervotes | 57 |
| Contest Totals | 873 |

Manti City 1

State Senate District 27

Vote For 1

TOTAL

| | |
|--------------------|-----|
| REP DERRIN R OWENS | 717 |
| Overvotes | 0 |
| Undervotes | 156 |
| Contest Totals | 873 |

State House District 66

Vote For 1

TOTAL

| | |
|------------------|-----|
| REP TROY SHELLEY | 700 |
| Overvotes | 0 |
| Undervotes | 173 |
| Contest Totals | 873 |

County Commissioner Seat C

Vote For 1

TOTAL

| | |
|------------------|-----|
| REP MIKE BENNETT | 523 |
| Write-In Totals | 253 |
| Overvotes | 0 |
| Undervotes | 97 |
| Contest Totals | 873 |

County Assessor

Vote For 1

TOTAL

| | |
|----------------------------|-----|
| REP KEITH CHRISTIAN LARSEN | 728 |
| Overvotes | 0 |
| Undervotes | 145 |
| Contest Totals | 873 |

County Recorder

Vote For 1

TOTAL

| | |
|-------------------------|-----|
| REP TALISHA ANN JOHNSON | 736 |
| Overvotes | 0 |
| Undervotes | 137 |
| Contest Totals | 873 |

Manti City 1

County Treasurer

Vote For 1

| | TOTAL |
|-----------------|-------|
| REP AMY WILLDEN | 726 |
| Overvotes | 0 |
| Undervotes | 147 |
| Contest Totals | 873 |

MATTHEW B. DURRANT Judicial Retention

Vote For 1

| | TOTAL |
|----------------|-------|
| YES | 601 |
| NO | 154 |
| Overvotes | 0 |
| Undervotes | 118 |
| Contest Totals | 873 |

RYAN D. TENNEY Judicial Retention

Vote For 1

| | TOTAL |
|----------------|-------|
| YES | 595 |
| NO | 153 |
| Overvotes | 0 |
| Undervotes | 125 |
| Contest Totals | 873 |

Constitutional Amendment B

Vote For 1

| | TOTAL |
|----------------|-------|
| FOR | 458 |
| AGAINST | 344 |
| Overvotes | 2 |
| Undervotes | 69 |
| Contest Totals | 873 |

Constitutional Amendment C

Vote For 1

| | TOTAL |
|----------------|-------|
| FOR | 699 |
| AGAINST | 113 |
| Overvotes | 0 |
| Undervotes | 61 |
| Contest Totals | 873 |

Manti City 2

U.S. President and Vice President

Vote For 1

| | TOTAL |
|---------------------|-------|
| WEST/ABDULLAH | 1 |
| EVERYLOVE | 1 |
| CON SKOUSEN/COMBS | 19 |
| GRN STEIN/WARE | 0 |
| REP TRUMP/VANCE | 467 |
| LIB OLIVER/TER MAAT | 5 |
| DEM HARRIS/WALZ | 71 |
| DE LA CRUZ/GARCIA | 1 |
| Write-In Totals | 5 |
| Overvotes | 1 |
| Undervotes | 4 |
| Contest Totals | 575 |

U.S. Senate

Vote For 1

| | TOTAL |
|----------------------|-------|
| IAP CARLTON E. BOWEN | 68 |
| REP JOHN CURTIS | 422 |
| DEM CAROLINE GLEICH | 56 |
| Write-In Totals | 9 |
| Overvotes | 0 |
| Undervotes | 20 |
| Contest Totals | 575 |

U.S. House District 4

Vote For 1

| | TOTAL |
|--------------------------|-------|
| M. EVAN BULLARD | 11 |
| UUP VAUGHN R COOK | 35 |
| DEM KATRINA FALLICK-WANG | 49 |
| REP BURGESS OWENS | 452 |
| Overvotes | 0 |
| Undervotes | 28 |
| Contest Totals | 575 |

Manti City 2

Governor and Lieutenant Governor

Vote For 1

| | TOTAL |
|---------------------------|-------|
| REP COX/HENDERSON | 316 |
| IAP WILLIAMS/WILLIAMS III | 28 |
| DEM KING/CUMMINGS | 54 |
| LIB LATHAM/SHORT | 13 |
| TOMENY/TAYLOR | 6 |
| Write-In Totals | 147 |
| Overvotes | 0 |
| Undervotes | 11 |
| Contest Totals | 575 |

Attorney General

Vote For 1

| | TOTAL |
|--------------------------|-------|
| REP DEREK BROWN | 389 |
| DEM RUDY J BAUTISTA | 50 |
| LIB W. ANDREW MCCULLOUGH | 21 |
| AUSTIN HEPWORTH | 58 |
| UUP MICHELLE QUIST | 31 |
| Overvotes | 0 |
| Undervotes | 26 |
| Contest Totals | 575 |

State Auditor

Vote For 1

| | TOTAL |
|-----------------------|-------|
| REP TINA CANNON | 430 |
| CON JEFFREY L. OSTLER | 60 |
| DEM CATHERINE VOUTAZ | 53 |
| Overvotes | 0 |
| Undervotes | 32 |
| Contest Totals | 575 |

State Treasurer

Vote For 1

| | TOTAL |
|-------------------|-------|
| UFP MILES POMEROY | 35 |
| REP MARLO M. OAKS | 455 |
| DEM NEIL A HANSEN | 50 |
| Overvotes | 0 |
| Undervotes | 35 |
| Contest Totals | 575 |

Manti City 2

State Senate District 27

Vote For 1

| | TOTAL |
|--------------------|-------|
| REP DERRIN R OWENS | 485 |
| Overvotes | 0 |
| Undervotes | 90 |
| Contest Totals | 575 |

State House District 66

Vote For 1

| | TOTAL |
|------------------|-------|
| REP TROY SHELLEY | 486 |
| Overvotes | 0 |
| Undervotes | 89 |
| Contest Totals | 575 |

County Commissioner Seat C

Vote For 1

| | TOTAL |
|------------------|-------|
| REP MIKE BENNETT | 339 |
| Write-In Totals | 186 |
| Overvotes | 0 |
| Undervotes | 50 |
| Contest Totals | 575 |

County Assessor

Vote For 1

| | TOTAL |
|----------------------------|-------|
| REP KEITH CHRISTIAN LARSEN | 496 |
| Overvotes | 0 |
| Undervotes | 79 |
| Contest Totals | 575 |

County Recorder

Vote For 1

| | TOTAL |
|-------------------------|-------|
| REP TALISHA ANN JOHNSON | 505 |
| Overvotes | 0 |
| Undervotes | 70 |
| Contest Totals | 575 |

Manti City 2

County Treasurer

Vote For 1

| | TOTAL |
|-----------------|-------|
| REP AMY WILLDEN | 496 |
| Overvotes | 0 |
| Undervotes | 79 |
| Contest Totals | 575 |

MATTHEW B. DURRANT Judicial Retention

Vote For 1

| | TOTAL |
|----------------|-------|
| YES | 376 |
| NO | 119 |
| Overvotes | 0 |
| Undervotes | 80 |
| Contest Totals | 575 |

RYAN D. TENNEY Judicial Retention

Vote For 1

| | TOTAL |
|----------------|-------|
| YES | 371 |
| NO | 122 |
| Overvotes | 0 |
| Undervotes | 82 |
| Contest Totals | 575 |

Constitutional Amendment B

Vote For 1

| | TOTAL |
|----------------|-------|
| FOR | 324 |
| AGAINST | 218 |
| Overvotes | 0 |
| Undervotes | 33 |
| Contest Totals | 575 |

Constitutional Amendment C

Vote For 1

| | TOTAL |
|----------------|-------|
| FOR | 483 |
| AGAINST | 65 |
| Overvotes | 0 |
| Undervotes | 27 |
| Contest Totals | 575 |

Manti City 3

U.S. President and Vice President

Vote For 1

| | TOTAL |
|---------------------|-------|
| WEST/ABDULLAH | 0 |
| EVERYLOVE | 0 |
| CON SKOUSEN/COMBS | 3 |
| GRN STEIN/WARE | 2 |
| REP TRUMP/VANCE | 286 |
| LIB OLIVER/TER MAAT | 3 |
| DEM HARRIS/WALZ | 25 |
| DE LA CRUZ/GARCIA | 0 |
| Write-In Totals | 7 |
| Overvotes | 0 |
| Undervotes | 5 |
| Contest Totals | 331 |

U.S. Senate

Vote For 1

| | TOTAL |
|----------------------|-------|
| IAP CARLTON E. BOWEN | 32 |
| REP JOHN CURTIS | 274 |
| DEM CAROLINE GLEICH | 17 |
| Write-In Totals | 0 |
| Overvotes | 0 |
| Undervotes | 8 |
| Contest Totals | 331 |

U.S. House District 4

Vote For 1

| | TOTAL |
|-------------------------|-------|
| M. EVAN BULLARD | 5 |
| UUP VAUGHN R COOK | 16 |
| DEM KATRINA FALICK-WANG | 16 |
| REP BURGESS OWENS | 288 |
| Overvotes | 0 |
| Undervotes | 6 |
| Contest Totals | 331 |

Manti City 3

Governor and Lieutenant Governor

Vote For 1

TOTAL

| | |
|---------------------------|-----|
| REP COX/HENDERSON | 226 |
| IAP WILLIAMS/WILLIAMS III | 4 |
| DEM KING/CUMMINGS | 18 |
| LIB LATHAM/SHORT | 4 |
| TOMENY/TAYLOR | 3 |
| Write-In Totals | 69 |
| Overvotes | 0 |
| Undervotes | 7 |
| Contest Totals | 331 |

Attorney General

Vote For 1

TOTAL

| | |
|--------------------------|-----|
| REP DEREK BROWN | 264 |
| DEM RUDY J BAUTISTA | 17 |
| LIB W. ANDREW MCCULLOUGH | 5 |
| AUSTIN HEPWORTH | 15 |
| UUP MICHELLE QUIST | 17 |
| Overvotes | 0 |
| Undervotes | 13 |
| Contest Totals | 331 |

State Auditor

Vote For 1

TOTAL

| | |
|-----------------------|-----|
| REP TINA CANNON | 272 |
| CON JEFFREY L. OSTLER | 26 |
| DEM CATHERINE VOUTAZ | 16 |
| Overvotes | 0 |
| Undervotes | 17 |
| Contest Totals | 331 |

State Treasurer

Vote For 1

TOTAL

| | |
|-------------------|-----|
| UFP MILES POMEROY | 7 |
| REP MARLO M. OAKS | 287 |
| DEM NEIL A HANSEN | 20 |
| Overvotes | 0 |
| Undervotes | 17 |
| Contest Totals | 331 |

Manti City 3

State Senate District 27

Vote For 1

TOTAL

| | |
|--------------------|-----|
| REP DERRIN R OWENS | 294 |
| Overvotes | 0 |
| Undervotes | 37 |
| Contest Totals | 331 |

State House District 66

Vote For 1

TOTAL

| | |
|------------------|-----|
| REP TROY SHELLEY | 289 |
| Overvotes | 0 |
| Undervotes | 42 |
| Contest Totals | 331 |

County Commissioner Seat C

Vote For 1

TOTAL

| | |
|------------------|-----|
| REP MIKE BENNETT | 219 |
| Write-In Totals | 87 |
| Overvotes | 1 |
| Undervotes | 24 |
| Contest Totals | 331 |

County Assessor

Vote For 1

TOTAL

| | |
|----------------------------|-----|
| REP KEITH CHRISTIAN LARSEN | 296 |
| Overvotes | 0 |
| Undervotes | 35 |
| Contest Totals | 331 |

County Recorder

Vote For 1

TOTAL

| | |
|-------------------------|-----|
| REP TALISHA ANN JOHNSON | 295 |
| Overvotes | 0 |
| Undervotes | 36 |
| Contest Totals | 331 |

Manti City 3

County Treasurer

| | |
|-----------------|-------|
| Vote For 1 | |
| | TOTAL |
| REP AMY WILLDEN | 288 |
| Overvotes | 0 |
| Undervotes | 43 |
| Contest Totals | 331 |

MATTHEW B. DURRANT Judicial Retention

| | |
|----------------|-------|
| Vote For 1 | |
| | TOTAL |
| YES | 239 |
| NO | 52 |
| Overvotes | 0 |
| Undervotes | 40 |
| Contest Totals | 331 |

RYAN D. TENNEY Judicial Retention

| | |
|----------------|-------|
| Vote For 1 | |
| | TOTAL |
| YES | 233 |
| NO | 53 |
| Overvotes | 0 |
| Undervotes | 45 |
| Contest Totals | 331 |

Constitutional Amendment B

| | |
|----------------|-------|
| Vote For 1 | |
| | TOTAL |
| FOR | 207 |
| AGAINST | 101 |
| Overvotes | 1 |
| Undervotes | 22 |
| Contest Totals | 331 |

Constitutional Amendment C

| | |
|----------------|-------|
| Vote For 1 | |
| | TOTAL |
| FOR | 280 |
| AGAINST | 38 |
| Overvotes | 0 |
| Undervotes | 13 |
| Contest Totals | 331 |

Mayfield Town

U.S. President and Vice President

Vote For 1

| | TOTAL |
|---------------------|-------|
| WEST/ABDULLAH | 0 |
| EVERYLOVE | 2 |
| CON SKOUSEN/COMBS | 4 |
| GRN STEIN/WARE | 1 |
| REP TRUMP/VANCE | 257 |
| LIB OLIVER/TER MAAT | 1 |
| DEM HARRIS/WALZ | 57 |
| DE LA CRUZ/GARCIA | 0 |
| Write-In Totals | 7 |
| Overvotes | 0 |
| Undervotes | 2 |
| Contest Totals | 331 |

U.S. Senate

Vote For 1

| | TOTAL |
|----------------------|-------|
| IAP CARLTON E. BOWEN | 20 |
| REP JOHN CURTIS | 262 |
| DEM CAROLINE GLEICH | 38 |
| Write-In Totals | 0 |
| Overvotes | 0 |
| Undervotes | 11 |
| Contest Totals | 331 |

U.S. House District 4

Vote For 1

| | TOTAL |
|-------------------------|-------|
| M. EVAN BULLARD | 4 |
| UUP VAUGHN R COOK | 8 |
| DEM KATRINA FALICK-WANG | 46 |
| REP BURGESS OWENS | 262 |
| Overvotes | 0 |
| Undervotes | 11 |
| Contest Totals | 331 |

Mayfield Town

Governor and Lieutenant Governor

Vote For 1

| | TOTAL |
|---------------------------|-------|
| REP COX/HENDERSON | 219 |
| IAP WILLIAMS/WILLIAMS III | 4 |
| DEM KING/CUMMINGS | 34 |
| LIB LATHAM/SHORT | 8 |
| TOMENY/TAYLOR | 1 |
| Write-In Totals | 60 |
| Overvotes | 0 |
| Undervotes | 5 |
| Contest Totals | 331 |

Attorney General

Vote For 1

| | TOTAL |
|--------------------------|-------|
| REP DEREK BROWN | 248 |
| DEM RUDY J BAUTISTA | 36 |
| LIB W. ANDREW MCCULLOUGH | 8 |
| AUSTIN HEPWORTH | 11 |
| UUP MICHELLE QUIST | 15 |
| Overvotes | 0 |
| Undervotes | 13 |
| Contest Totals | 331 |

State Auditor

Vote For 1

| | TOTAL |
|-----------------------|-------|
| REP TINA CANNON | 259 |
| CON JEFFREY L. OSTLER | 12 |
| DEM CATHERINE VOUTAZ | 40 |
| Overvotes | 0 |
| Undervotes | 20 |
| Contest Totals | 331 |

State Treasurer

Vote For 1

| | TOTAL |
|-------------------|-------|
| UFP MILES POMEROY | 3 |
| REP MARLO M. OAKS | 265 |
| DEM NEIL A HANSEN | 42 |
| Overvotes | 0 |
| Undervotes | 21 |
| Contest Totals | 331 |

Mayfield Town

State Senate District 27

Vote For 1

TOTAL

| | |
|--------------------|-----|
| REP DERRIN R OWENS | 284 |
| Overvotes | 0 |
| Undervotes | 47 |
| Contest Totals | 331 |

State House District 66

Vote For 1

TOTAL

| | |
|------------------|-----|
| REP TROY SHELLEY | 283 |
| Overvotes | 0 |
| Undervotes | 48 |
| Contest Totals | 331 |

County Commissioner Seat C

Vote For 1

TOTAL

| | |
|------------------|-----|
| REP MIKE BENNETT | 249 |
| Write-In Totals | 60 |
| Overvotes | 0 |
| Undervotes | 22 |
| Contest Totals | 331 |

County Assessor

Vote For 1

TOTAL

| | |
|----------------------------|-----|
| REP KEITH CHRISTIAN LARSEN | 291 |
| Overvotes | 0 |
| Undervotes | 40 |
| Contest Totals | 331 |

County Recorder

Vote For 1

TOTAL

| | |
|-------------------------|-----|
| REP TALISHA ANN JOHNSON | 295 |
| Overvotes | 0 |
| Undervotes | 36 |
| Contest Totals | 331 |

Mayfield Town

County Treasurer

Vote For 1

TOTAL

| | |
|-----------------|-----|
| REP AMY WILLDEN | 296 |
| Overvotes | 0 |
| Undervotes | 35 |
| Contest Totals | 331 |

South Sanpete School District 2

Vote For 1

TOTAL

| | |
|------------------------|-----|
| MARKELL COATES BARCLAY | 126 |
| LONI DEE HAMMOND | 172 |
| Overvotes | 1 |
| Undervotes | 32 |
| Contest Totals | 331 |

MATTHEW B. DURRANT Judicial Retention

Vote For 1

TOTAL

| | |
|----------------|-----|
| YES | 235 |
| NO | 50 |
| Overvotes | 0 |
| Undervotes | 46 |
| Contest Totals | 331 |

RYAN D. TENNEY Judicial Retention

Vote For 1

TOTAL

| | |
|----------------|-----|
| YES | 227 |
| NO | 56 |
| Overvotes | 0 |
| Undervotes | 48 |
| Contest Totals | 331 |

Constitutional Amendment B

Vote For 1

TOTAL

| | |
|----------------|-----|
| FOR | 188 |
| AGAINST | 129 |
| Overvotes | 0 |
| Undervotes | 14 |
| Contest Totals | 331 |

Mayfield Town

Constitutional Amendment C

Vote For 1

TOTAL

| | |
|----------------|-----|
| FOR | 275 |
| AGAINST | 43 |
| Overvotes | 0 |
| Undervotes | 13 |
| Contest Totals | 331 |

Moroni City

U.S. President and Vice President

Vote For 1

| | TOTAL |
|---------------------|-------|
| WEST/ABDULLAH | 0 |
| EVERYLOVE | 0 |
| CON SKOUSEN/COMBS | 6 |
| GRN STEIN/WARE | 2 |
| REP TRUMP/VANCE | 522 |
| LIB OLIVER/TER MAAT | 8 |
| DEM HARRIS/WALZ | 87 |
| DE LA CRUZ/GARCIA | 1 |
| Write-In Totals | 13 |
| Overvotes | 3 |
| Undervotes | 2 |
| Contest Totals | 644 |

U.S. Senate

Vote For 1

| | TOTAL |
|----------------------|-------|
| IAP CARLTON E. BOWEN | 45 |
| REP JOHN CURTIS | 516 |
| DEM CAROLINE GLEICH | 65 |
| Write-In Totals | 1 |
| Overvotes | 0 |
| Undervotes | 17 |
| Contest Totals | 644 |

U.S. House District 4

Vote For 1

| | TOTAL |
|--------------------------|-------|
| M. EVAN BULLARD | 19 |
| UUP VAUGHN R COOK | 25 |
| DEM KATRINA FALLICK-WANG | 68 |
| REP BURGESS OWENS | 515 |
| Overvotes | 0 |
| Undervotes | 17 |
| Contest Totals | 644 |

Moroni City

Governor and Lieutenant Governor

Vote For 1

TOTAL

| | |
|---------------------------|-----|
| REP COX/HENDERSON | 427 |
| IAP WILLIAMS/WILLIAMS III | 14 |
| DEM KING/CUMMINGS | 51 |
| LIB LATHAM/SHORT | 21 |
| TOMENY/TAYLOR | 1 |
| Write-In Totals | 116 |
| Overvotes | 0 |
| Undervotes | 14 |
| Contest Totals | 644 |

Attorney General

Vote For 1

TOTAL

| | |
|--------------------------|-----|
| REP DEREK BROWN | 492 |
| DEM RUDY J BAUTISTA | 54 |
| LIB W. ANDREW MCCULLOUGH | 29 |
| AUSTIN HEPWORTH | 17 |
| UUP MICHELLE QUIST | 28 |
| Overvotes | 0 |
| Undervotes | 24 |
| Contest Totals | 644 |

State Auditor

Vote For 1

TOTAL

| | |
|-----------------------|-----|
| REP TINA CANNON | 512 |
| CON JEFFREY L. OSTLER | 42 |
| DEM CATHERINE VOUTAZ | 66 |
| Overvotes | 0 |
| Undervotes | 24 |
| Contest Totals | 644 |

State Treasurer

Vote For 1

TOTAL

| | |
|-------------------|-----|
| UFP MILES POMEROY | 31 |
| REP MARLO M. OAKS | 509 |
| DEM NEIL A HANSEN | 67 |
| Overvotes | 0 |
| Undervotes | 37 |
| Contest Totals | 644 |

Moroni City

State Senate District 27

Vote For 1

TOTAL

| | |
|--------------------|-----|
| REP DERRIN R OWENS | 561 |
| Overvotes | 0 |
| Undervotes | 83 |
| Contest Totals | 644 |

State House District 66

Vote For 1

TOTAL

| | |
|------------------|-----|
| REP TROY SHELLEY | 548 |
| Overvotes | 0 |
| Undervotes | 96 |
| Contest Totals | 644 |

County Commissioner Seat C

Vote For 1

TOTAL

| | |
|------------------|-----|
| REP MIKE BENNETT | 521 |
| Write-In Totals | 44 |
| Overvotes | 0 |
| Undervotes | 79 |
| Contest Totals | 644 |

County Assessor

Vote For 1

TOTAL

| | |
|----------------------------|-----|
| REP KEITH CHRISTIAN LARSEN | 548 |
| Overvotes | 0 |
| Undervotes | 96 |
| Contest Totals | 644 |

County Recorder

Vote For 1

TOTAL

| | |
|-------------------------|-----|
| REP TALISHA ANN JOHNSON | 554 |
| Overvotes | 0 |
| Undervotes | 90 |
| Contest Totals | 644 |

Moroni City

County Treasurer

Vote For 1

| | TOTAL |
|-----------------|-------|
| REP AMY WILLDEN | 565 |
| Overvotes | 0 |
| Undervotes | 79 |
| Contest Totals | 644 |

North Sanpete School District 2

Vote For 1

| | TOTAL |
|------------------|-------|
| JOSEPH A COOK | 320 |
| SHALMARIE MORLEY | 283 |
| Overvotes | 0 |
| Undervotes | 41 |
| Contest Totals | 644 |

MATTHEW B. DURRANT Judicial Retention

Vote For 1

| | TOTAL |
|----------------|-------|
| YES | 474 |
| NO | 104 |
| Overvotes | 1 |
| Undervotes | 65 |
| Contest Totals | 644 |

RYAN D. TENNEY Judicial Retention

Vote For 1

| | TOTAL |
|----------------|-------|
| YES | 475 |
| NO | 101 |
| Overvotes | 0 |
| Undervotes | 68 |
| Contest Totals | 644 |

Constitutional Amendment B

Vote For 1

| | TOTAL |
|----------------|-------|
| FOR | 397 |
| AGAINST | 208 |
| Overvotes | 0 |
| Undervotes | 39 |
| Contest Totals | 644 |

Moroni City

Constitutional Amendment C

Vote For 1

| | TOTAL |
|----------------|-------|
| FOR | 537 |
| AGAINST | 73 |
| Overvotes | 0 |
| Undervotes | 34 |
| Contest Totals | 644 |

Moroni U

U.S. President and Vice President

Vote For 1

| | TOTAL |
|---------------------|-------|
| WEST/ABDULLAH | 0 |
| EVERYLOVE | 0 |
| CON SKOUSEN/COMBS | 6 |
| GRN STEIN/WARE | 0 |
| REP TRUMP/VANCE | 186 |
| LIB OLIVER/TER MAAT | 2 |
| DEM HARRIS/WALZ | 24 |
| DE LA CRUZ/GARCIA | 1 |
| Write-In Totals | 0 |
| Overvotes | 0 |
| Undervotes | 0 |
| Contest Totals | 219 |

U.S. Senate

Vote For 1

| | TOTAL |
|----------------------|-------|
| IAP CARLTON E. BOWEN | 19 |
| REP JOHN CURTIS | 177 |
| DEM CAROLINE GLEICH | 15 |
| Write-In Totals | 1 |
| Overvotes | 0 |
| Undervotes | 7 |
| Contest Totals | 219 |

U.S. House District 4

Vote For 1

| | TOTAL |
|--------------------------|-------|
| M. EVAN BULLARD | 1 |
| UUP VAUGHN R COOK | 7 |
| DEM KATRINA FALLICK-WANG | 16 |
| REP BURGESS OWENS | 185 |
| Overvotes | 0 |
| Undervotes | 10 |
| Contest Totals | 219 |

Moroni U

Governor and Lieutenant Governor

Vote For 1

| | TOTAL |
|---------------------------|-------|
| REP COX/HENDERSON | 139 |
| IAP WILLIAMS/WILLIAMS III | 6 |
| DEM KING/CUMMINGS | 13 |
| LIB LATHAM/SHORT | 2 |
| TOMENY/TAYLOR | 4 |
| Write-In Totals | 47 |
| Overvotes | 0 |
| Undervotes | 8 |
| Contest Totals | 219 |

Attorney General

Vote For 1

| | TOTAL |
|--------------------------|-------|
| REP DEREK BROWN | 169 |
| DEM RUDY J BAUTISTA | 12 |
| LIB W. ANDREW MCCULLOUGH | 10 |
| AUSTIN HEPWORTH | 14 |
| UUP MICHELLE QUIST | 6 |
| Overvotes | 0 |
| Undervotes | 8 |
| Contest Totals | 219 |

State Auditor

Vote For 1

| | TOTAL |
|-----------------------|-------|
| REP TINA CANNON | 166 |
| CON JEFFREY L. OSTLER | 23 |
| DEM CATHERINE VOUTAZ | 17 |
| Overvotes | 0 |
| Undervotes | 13 |
| Contest Totals | 219 |

State Treasurer

Vote For 1

| | TOTAL |
|-------------------|-------|
| UFP MILES POMEROY | 3 |
| REP MARLO M. OAKS | 177 |
| DEM NEIL A HANSEN | 21 |
| Overvotes | 0 |
| Undervotes | 18 |
| Contest Totals | 219 |

Moroni U

State Senate District 27

Vote For 1

| | TOTAL |
|--------------------|-------|
| REP DERRIN R OWENS | 177 |
| Overvotes | 0 |
| Undervotes | 42 |
| Contest Totals | 219 |

State House District 66

Vote For 1

| | TOTAL |
|------------------|-------|
| REP TROY SHELLEY | 177 |
| Overvotes | 0 |
| Undervotes | 42 |
| Contest Totals | 219 |

County Commissioner Seat C

Vote For 1

| | TOTAL |
|------------------|-------|
| REP MIKE BENNETT | 166 |
| Write-In Totals | 23 |
| Overvotes | 0 |
| Undervotes | 30 |
| Contest Totals | 219 |

County Assessor

Vote For 1

| | TOTAL |
|----------------------------|-------|
| REP KEITH CHRISTIAN LARSEN | 180 |
| Overvotes | 0 |
| Undervotes | 39 |
| Contest Totals | 219 |

County Recorder

Vote For 1

| | TOTAL |
|-------------------------|-------|
| REP TALISHA ANN JOHNSON | 175 |
| Overvotes | 0 |
| Undervotes | 44 |
| Contest Totals | 219 |

Moroni U

County Treasurer

Vote For 1

| | TOTAL |
|-----------------|-------|
| REP AMY WILLDEN | 176 |
| Overvotes | 0 |
| Undervotes | 43 |
| Contest Totals | 219 |

North Sanpete School District 2

Vote For 1

| | TOTAL |
|------------------|-------|
| JOSEPH A COOK | 102 |
| SHALMARIE MORLEY | 94 |
| Overvotes | 0 |
| Undervotes | 23 |
| Contest Totals | 219 |

MATTHEW B. DURRANT Judicial Retention

Vote For 1

| | TOTAL |
|----------------|-------|
| YES | 136 |
| NO | 54 |
| Overvotes | 0 |
| Undervotes | 29 |
| Contest Totals | 219 |

RYAN D. TENNEY Judicial Retention

Vote For 1

| | TOTAL |
|----------------|-------|
| YES | 135 |
| NO | 51 |
| Overvotes | 0 |
| Undervotes | 33 |
| Contest Totals | 219 |

Constitutional Amendment B

Vote For 1

| | TOTAL |
|----------------|-------|
| FOR | 109 |
| AGAINST | 96 |
| Overvotes | 0 |
| Undervotes | 14 |
| Contest Totals | 219 |

Moroni U

Constitutional Amendment C

Vote For 1

| | TOTAL |
|----------------|-------|
| FOR | 187 |
| AGAINST | 20 |
| Overvotes | 0 |
| Undervotes | 12 |
| Contest Totals | 219 |

Mt Pleasant City 1

U.S. President and Vice President

Vote For 1

TOTAL

| | |
|---------------------|-------|
| WEST/ABDULLAH | 0 |
| EVERYLOVE | 1 |
| CON SKOUSEN/COMBS | 10 |
| GRN STEIN/WARE | 6 |
| REP TRUMP/VANCE | 783 |
| LIB OLIVER/TER MAAT | 4 |
| DEM HARRIS/WALZ | 204 |
| DE LA CRUZ/GARCIA | 2 |
| Write-In Totals | 11 |
| Overvotes | 2 |
| Undervotes | 6 |
| Contest Totals | 1,029 |

U.S. Senate

Vote For 1

TOTAL

| | |
|----------------------|-------|
| IAP CARLTON E. BOWEN | 98 |
| REP JOHN CURTIS | 716 |
| DEM CAROLINE GLEICH | 170 |
| Write-In Totals | 15 |
| Overvotes | 0 |
| Undervotes | 30 |
| Contest Totals | 1,029 |

U.S. House District 4

Vote For 1

TOTAL

| | |
|-------------------------|-------|
| M. EVAN BULLARD | 11 |
| UUP VAUGHN R COOK | 39 |
| DEM KATRINA FALICK-WANG | 172 |
| REP BURGESS OWENS | 762 |
| Overvotes | 1 |
| Undervotes | 44 |
| Contest Totals | 1,029 |

Mt Pleasant City 1

Governor and Lieutenant Governor

Vote For 1

| | TOTAL |
|---------------------------|-------|
| REP COX/HENDERSON | 625 |
| IAP WILLIAMS/WILLIAMS III | 22 |
| DEM KING/CUMMINGS | 133 |
| LIB LATHAM/SHORT | 29 |
| TOMENY/TAYLOR | 5 |
| Write-In Totals | 193 |
| Overvotes | 0 |
| Undervotes | 22 |
| Contest Totals | 1,029 |

Attorney General

Vote For 1

| | TOTAL |
|--------------------------|-------|
| REP DEREK BROWN | 712 |
| DEM RUDY J BAUTISTA | 155 |
| LIB W. ANDREW MCCULLOUGH | 27 |
| AUSTIN HEPWORTH | 51 |
| UUP MICHELLE QUIST | 44 |
| Overvotes | 0 |
| Undervotes | 40 |
| Contest Totals | 1,029 |

State Auditor

Vote For 1

| | TOTAL |
|-----------------------|-------|
| REP TINA CANNON | 750 |
| CON JEFFREY L. OSTLER | 51 |
| DEM CATHERINE VOUTAZ | 174 |
| Overvotes | 0 |
| Undervotes | 54 |
| Contest Totals | 1,029 |

State Treasurer

Vote For 1

| | TOTAL |
|-------------------|-------|
| UFP MILES POMEROY | 34 |
| REP MARLO M. OAKS | 774 |
| DEM NEIL A HANSEN | 164 |
| Overvotes | 0 |
| Undervotes | 57 |
| Contest Totals | 1,029 |

Mt Pleasant City 1

State Senate District 27

Vote For 1

TOTAL

| | |
|--------------------|-------|
| REP DERRIN R OWENS | 818 |
| Overvotes | 0 |
| Undervotes | 211 |
| Contest Totals | 1,029 |

State House District 66

Vote For 1

TOTAL

| | |
|------------------|-------|
| REP TROY SHELLEY | 817 |
| Overvotes | 0 |
| Undervotes | 212 |
| Contest Totals | 1,029 |

County Commissioner Seat C

Vote For 1

TOTAL

| | |
|------------------|-------|
| REP MIKE BENNETT | 779 |
| Write-In Totals | 59 |
| Overvotes | 1 |
| Undervotes | 190 |
| Contest Totals | 1,029 |

County Assessor

Vote For 1

TOTAL

| | |
|----------------------------|-------|
| REP KEITH CHRISTIAN LARSEN | 827 |
| Overvotes | 0 |
| Undervotes | 202 |
| Contest Totals | 1,029 |

County Recorder

Vote For 1

TOTAL

| | |
|-------------------------|-------|
| REP TALISHA ANN JOHNSON | 826 |
| Overvotes | 0 |
| Undervotes | 203 |
| Contest Totals | 1,029 |

Mt Pleasant City 1

County Treasurer

Vote For 1

| | TOTAL |
|-----------------|-------|
| REP AMY WILLDEN | 830 |
| Overvotes | 0 |
| Undervotes | 199 |
| Contest Totals | 1,029 |

North Sanpete School District 3

Vote For 1

| | TOTAL |
|------------------|-------|
| RICH BROTHERRSON | 771 |
| Overvotes | 0 |
| Undervotes | 258 |
| Contest Totals | 1,029 |

MATTHEW B. DURRANT Judicial Retention

Vote For 1

| | TOTAL |
|----------------|-------|
| YES | 664 |
| NO | 203 |
| Overvotes | 0 |
| Undervotes | 162 |
| Contest Totals | 1,029 |

RYAN D. TENNEY Judicial Retention

Vote For 1

| | TOTAL |
|----------------|-------|
| YES | 668 |
| NO | 187 |
| Overvotes | 0 |
| Undervotes | 174 |
| Contest Totals | 1,029 |

Constitutional Amendment B

Vote For 1

| | TOTAL |
|----------------|-------|
| FOR | 616 |
| AGAINST | 354 |
| Overvotes | 0 |
| Undervotes | 59 |
| Contest Totals | 1,029 |

Mt Pleasant City 1

Constitutional Amendment C

| | TOTAL |
|----------------|-------|
| FOR | 844 |
| AGAINST | 121 |
| Overvotes | 0 |
| Undervotes | 64 |
| Contest Totals | 1,029 |

Mt Pleasant City 2

U.S. President and Vice President

Vote For 1

| | TOTAL |
|---------------------|-------|
| WEST/ABDULLAH | 0 |
| EVERYLOVE | 0 |
| CON SKOUSEN/COMBS | 4 |
| GRN STEIN/WARE | 1 |
| REP TRUMP/VANCE | 390 |
| LIB OLIVER/TER MAAT | 2 |
| DEM HARRIS/WALZ | 92 |
| DE LA CRUZ/GARCIA | 2 |
| Write-In Totals | 6 |
| Overvotes | 0 |
| Undervotes | 2 |
| Contest Totals | 499 |

U.S. Senate

Vote For 1

| | TOTAL |
|----------------------|-------|
| IAP CARLTON E. BOWEN | 34 |
| REP JOHN CURTIS | 373 |
| DEM CAROLINE GLEICH | 68 |
| Write-In Totals | 11 |
| Overvotes | 0 |
| Undervotes | 13 |
| Contest Totals | 499 |

U.S. House District 4

Vote For 1

| | TOTAL |
|-------------------------|-------|
| M. EVAN BULLARD | 4 |
| UUP VAUGHN R COOK | 15 |
| DEM KATRINA FALICK-WANG | 76 |
| REP BURGESS OWENS | 393 |
| Overvotes | 0 |
| Undervotes | 11 |
| Contest Totals | 499 |

Mt Pleasant City 2

Governor and Lieutenant Governor

Vote For 1

| | TOTAL |
|---------------------------|-------|
| REP COX/HENDERSON | 308 |
| IAP WILLIAMS/WILLIAMS III | 22 |
| DEM KING/CUMMINGS | 61 |
| LIB LATHAM/SHORT | 8 |
| TOMENY/TAYLOR | 0 |
| Write-In Totals | 93 |
| Overvotes | 0 |
| Undervotes | 7 |
| Contest Totals | 499 |

Attorney General

Vote For 1

| | TOTAL |
|--------------------------|-------|
| REP DEREK BROWN | 363 |
| DEM RUDY J BAUTISTA | 67 |
| LIB W. ANDREW MCCULLOUGH | 7 |
| AUSTIN HEPWORTH | 25 |
| UUP MICHELLE QUIST | 18 |
| Overvotes | 0 |
| Undervotes | 19 |
| Contest Totals | 499 |

State Auditor

Vote For 1

| | TOTAL |
|-----------------------|-------|
| REP TINA CANNON | 371 |
| CON JEFFREY L. OSTLER | 23 |
| DEM CATHERINE VOUTAZ | 82 |
| Overvotes | 0 |
| Undervotes | 23 |
| Contest Totals | 499 |

State Treasurer

Vote For 1

| | TOTAL |
|-------------------|-------|
| UFP MILES POMEROY | 16 |
| REP MARLO M. OAKS | 385 |
| DEM NEIL A HANSEN | 69 |
| Overvotes | 0 |
| Undervotes | 29 |
| Contest Totals | 499 |

Mt Pleasant City 2

State Senate District 27

Vote For 1

TOTAL

| | |
|--------------------|-----|
| REP DERRIN R OWENS | 407 |
| Overvotes | 0 |
| Undervotes | 92 |
| Contest Totals | 499 |

State House District 66

Vote For 1

TOTAL

| | |
|------------------|-----|
| REP TROY SHELLEY | 408 |
| Overvotes | 0 |
| Undervotes | 91 |
| Contest Totals | 499 |

County Commissioner Seat C

Vote For 1

TOTAL

| | |
|------------------|-----|
| REP MIKE BENNETT | 384 |
| Write-In Totals | 31 |
| Overvotes | 0 |
| Undervotes | 84 |
| Contest Totals | 499 |

County Assessor

Vote For 1

TOTAL

| | |
|----------------------------|-----|
| REP KEITH CHRISTIAN LARSEN | 392 |
| Overvotes | 0 |
| Undervotes | 107 |
| Contest Totals | 499 |

County Recorder

Vote For 1

TOTAL

| | |
|-------------------------|-----|
| REP TALISHA ANN JOHNSON | 392 |
| Overvotes | 0 |
| Undervotes | 107 |
| Contest Totals | 499 |

Mt Pleasant City 2

County Treasurer

Vote For 1

| | TOTAL |
|-----------------|-------|
| REP AMY WILLDEN | 403 |
| Overvotes | 0 |
| Undervotes | 96 |
| Contest Totals | 499 |

North Sanpete School District 1

Vote For 1

| | TOTAL |
|----------------|-------|
| STACEY GOBLE | 402 |
| Overvotes | 0 |
| Undervotes | 97 |
| Contest Totals | 499 |

MATTHEW B. DURRANT Judicial Retention

Vote For 1

| | TOTAL |
|----------------|-------|
| YES | 350 |
| NO | 86 |
| Overvotes | 0 |
| Undervotes | 63 |
| Contest Totals | 499 |

RYAN D. TENNEY Judicial Retention

Vote For 1

| | TOTAL |
|----------------|-------|
| YES | 339 |
| NO | 89 |
| Overvotes | 0 |
| Undervotes | 71 |
| Contest Totals | 499 |

Constitutional Amendment B

Vote For 1

| | TOTAL |
|----------------|-------|
| FOR | 293 |
| AGAINST | 167 |
| Overvotes | 2 |
| Undervotes | 37 |
| Contest Totals | 499 |

Mt Pleasant City 2

Constitutional Amendment C

Vote For 1

| | TOTAL |
|----------------|-------|
| FOR | 400 |
| AGAINST | 68 |
| Overvotes | 0 |
| Undervotes | 31 |
| Contest Totals | 499 |

Mt Pleasant 1 U

U.S. President and Vice President

Vote For 1

| | TOTAL |
|---------------------|-------|
| WEST/ABDULLAH | 2 |
| EVERYLOVE | 0 |
| CON SKOUSEN/COMBS | 2 |
| GRN STEIN/WARE | 0 |
| REP TRUMP/VANCE | 224 |
| LIB OLIVER/TER MAAT | 2 |
| DEM HARRIS/WALZ | 28 |
| DE LA CRUZ/GARCIA | 1 |
| Write-In Totals | 6 |
| Overvotes | 0 |
| Undervotes | 4 |
| Contest Totals | 269 |

U.S. Senate

Vote For 1

| | TOTAL |
|----------------------|-------|
| IAP CARLTON E. BOWEN | 25 |
| REP JOHN CURTIS | 208 |
| DEM CAROLINE GLEICH | 23 |
| Write-In Totals | 6 |
| Overvotes | 0 |
| Undervotes | 7 |
| Contest Totals | 269 |

U.S. House District 4

Vote For 1

| | TOTAL |
|-------------------------|-------|
| M. EVAN BULLARD | 1 |
| UUP VAUGHN R COOK | 7 |
| DEM KATRINA FALICK-WANG | 21 |
| REP BURGESS OWENS | 229 |
| Overvotes | 0 |
| Undervotes | 11 |
| Contest Totals | 269 |

Mt Pleasant 1 U

Governor and Lieutenant Governor

Vote For 1

TOTAL

| | |
|---------------------------|-----|
| REP COX/HENDERSON | 141 |
| IAP WILLIAMS/WILLIAMS III | 12 |
| DEM KING/CUMMINGS | 19 |
| LIB LATHAM/SHORT | 8 |
| TOMENY/TAYLOR | 2 |
| Write-In Totals | 78 |
| Overvotes | 0 |
| Undervotes | 9 |
| Contest Totals | 269 |

Attorney General

Vote For 1

TOTAL

| | |
|--------------------------|-----|
| REP DEREK BROWN | 202 |
| DEM RUDY J BAUTISTA | 16 |
| LIB W. ANDREW MCCULLOUGH | 11 |
| AUSTIN HEPWORTH | 12 |
| UUP MICHELLE QUIST | 14 |
| Overvotes | 0 |
| Undervotes | 14 |
| Contest Totals | 269 |

State Auditor

Vote For 1

TOTAL

| | |
|-----------------------|-----|
| REP TINA CANNON | 199 |
| CON JEFFREY L. OSTLER | 28 |
| DEM CATHERINE VOUTAZ | 23 |
| Overvotes | 0 |
| Undervotes | 19 |
| Contest Totals | 269 |

State Treasurer

Vote For 1

TOTAL

| | |
|-------------------|-----|
| UFP MILES POMEROY | 8 |
| REP MARLO M. OAKS | 217 |
| DEM NEIL A HANSEN | 24 |
| Overvotes | 0 |
| Undervotes | 20 |
| Contest Totals | 269 |

Mt Pleasant 1 U

State Senate District 27

Vote For 1

TOTAL

| | |
|--------------------|-----|
| REP DERRIN R OWENS | 231 |
| Overvotes | 0 |
| Undervotes | 38 |
| Contest Totals | 269 |

State House District 66

Vote For 1

TOTAL

| | |
|------------------|-----|
| REP TROY SHELLEY | 227 |
| Overvotes | 0 |
| Undervotes | 42 |
| Contest Totals | 269 |

County Commissioner Seat C

Vote For 1

TOTAL

| | |
|------------------|-----|
| REP MIKE BENNETT | 208 |
| Write-In Totals | 26 |
| Overvotes | 0 |
| Undervotes | 35 |
| Contest Totals | 269 |

County Assessor

Vote For 1

TOTAL

| | |
|----------------------------|-----|
| REP KEITH CHRISTIAN LARSEN | 225 |
| Overvotes | 0 |
| Undervotes | 44 |
| Contest Totals | 269 |

County Recorder

Vote For 1

TOTAL

| | |
|-------------------------|-----|
| REP TALISHA ANN JOHNSON | 224 |
| Overvotes | 0 |
| Undervotes | 45 |
| Contest Totals | 269 |

Mt Pleasant 1 U

County Treasurer

Vote For 1

TOTAL

| | |
|-----------------|-----|
| REP AMY WILLDEN | 226 |
| Overvotes | 0 |
| Undervotes | 43 |
| Contest Totals | 269 |

North Sanpete School District 2

Vote For 1

TOTAL

| | |
|------------------|-----|
| JOSEPH A COOK | 123 |
| SHALMARIE MORLEY | 111 |
| Overvotes | 0 |
| Undervotes | 35 |
| Contest Totals | 269 |

MATTHEW B. DURRANT Judicial Retention

Vote For 1

TOTAL

| | |
|----------------|-----|
| YES | 175 |
| NO | 58 |
| Overvotes | 0 |
| Undervotes | 36 |
| Contest Totals | 269 |

RYAN D. TENNEY Judicial Retention

Vote For 1

TOTAL

| | |
|----------------|-----|
| YES | 168 |
| NO | 61 |
| Overvotes | 0 |
| Undervotes | 40 |
| Contest Totals | 269 |

Constitutional Amendment B

Vote For 1

TOTAL

| | |
|----------------|-----|
| FOR | 133 |
| AGAINST | 120 |
| Overvotes | 0 |
| Undervotes | 16 |
| Contest Totals | 269 |

Mt Pleasant 1 U

Constitutional Amendment C

Vote For 1

| | TOTAL |
|----------------|-------|
| FOR | 207 |
| AGAINST | 47 |
| Overvotes | 0 |
| Undervotes | 15 |
| Contest Totals | 269 |

Mt Pleasant 2 U

U.S. President and Vice President

Vote For 1

| | TOTAL |
|---------------------|-------|
| WEST/ABDULLAH | 0 |
| EVERYLOVE | 1 |
| CON SKOUSEN/COMBS | 8 |
| GRN STEIN/WARE | 1 |
| REP TRUMP/VANCE | 257 |
| LIB OLIVER/TER MAAT | 2 |
| DEM HARRIS/WALZ | 27 |
| DE LA CRUZ/GARCIA | 0 |
| Write-In Totals | 1 |
| Overvotes | 2 |
| Undervotes | 3 |
| Contest Totals | 302 |

U.S. Senate

Vote For 1

| | TOTAL |
|----------------------|-------|
| IAP CARLTON E. BOWEN | 48 |
| REP JOHN CURTIS | 217 |
| DEM CAROLINE GLEICH | 25 |
| Write-In Totals | 1 |
| Overvotes | 0 |
| Undervotes | 11 |
| Contest Totals | 302 |

U.S. House District 4

Vote For 1

| | TOTAL |
|--------------------------|-------|
| M. EVAN BULLARD | 10 |
| UUP VAUGHN R COOK | 2 |
| DEM KATRINA FALLICK-WANG | 22 |
| REP BURGESS OWENS | 257 |
| Overvotes | 0 |
| Undervotes | 11 |
| Contest Totals | 302 |

Mt Pleasant 2 U

Governor and Lieutenant Governor

Vote For 1

| | TOTAL |
|---------------------------|-------|
| REP COX/HENDERSON | 140 |
| IAP WILLIAMS/WILLIAMS III | 13 |
| DEM KING/CUMMINGS | 19 |
| LIB LATHAM/SHORT | 12 |
| TOMENY/TAYLOR | 0 |
| Write-In Totals | 111 |
| Overvotes | 0 |
| Undervotes | 7 |
| Contest Totals | 302 |

Attorney General

Vote For 1

| | TOTAL |
|--------------------------|-------|
| REP DEREK BROWN | 222 |
| DEM RUDY J BAUTISTA | 19 |
| LIB W. ANDREW MCCULLOUGH | 16 |
| AUSTIN HEPWORTH | 26 |
| UUP MICHELLE QUIST | 9 |
| Overvotes | 0 |
| Undervotes | 10 |
| Contest Totals | 302 |

State Auditor

Vote For 1

| | TOTAL |
|-----------------------|-------|
| REP TINA CANNON | 230 |
| CON JEFFREY L. OSTLER | 36 |
| DEM CATHERINE VOUTAZ | 21 |
| Overvotes | 0 |
| Undervotes | 15 |
| Contest Totals | 302 |

State Treasurer

Vote For 1

| | TOTAL |
|-------------------|-------|
| UFP MILES POMEROY | 14 |
| REP MARLO M. OAKS | 250 |
| DEM NEIL A HANSEN | 25 |
| Overvotes | 0 |
| Undervotes | 13 |
| Contest Totals | 302 |

Mt Pleasant 2 U

State Senate District 27

Vote For 1

TOTAL

| | |
|--------------------|-----|
| REP DERRIN R OWENS | 262 |
| Overvotes | 0 |
| Undervotes | 40 |
| Contest Totals | 302 |

State House District 66

Vote For 1

TOTAL

| | |
|------------------|-----|
| REP TROY SHELLEY | 253 |
| Overvotes | 0 |
| Undervotes | 49 |
| Contest Totals | 302 |

County Commissioner Seat C

Vote For 1

TOTAL

| | |
|------------------|-----|
| REP MIKE BENNETT | 239 |
| Write-In Totals | 30 |
| Overvotes | 0 |
| Undervotes | 33 |
| Contest Totals | 302 |

County Assessor

Vote For 1

TOTAL

| | |
|----------------------------|-----|
| REP KEITH CHRISTIAN LARSEN | 256 |
| Overvotes | 0 |
| Undervotes | 46 |
| Contest Totals | 302 |

County Recorder

Vote For 1

TOTAL

| | |
|-------------------------|-----|
| REP TALISHA ANN JOHNSON | 258 |
| Overvotes | 0 |
| Undervotes | 44 |
| Contest Totals | 302 |

Mt Pleasant 2 U

County Treasurer

Vote For 1

| | TOTAL |
|-----------------|-------|
| REP AMY WILLDEN | 255 |
| Overvotes | 0 |
| Undervotes | 47 |
| Contest Totals | 302 |

North Sanpete School District 1

Vote For 1

| | TOTAL |
|----------------|-------|
| STACEY GOBLE | 252 |
| Overvotes | 0 |
| Undervotes | 50 |
| Contest Totals | 302 |

MATTHEW B. DURRANT Judicial Retention

Vote For 1

| | TOTAL |
|----------------|-------|
| YES | 207 |
| NO | 63 |
| Overvotes | 0 |
| Undervotes | 32 |
| Contest Totals | 302 |

RYAN D. TENNEY Judicial Retention

Vote For 1

| | TOTAL |
|----------------|-------|
| YES | 200 |
| NO | 68 |
| Overvotes | 0 |
| Undervotes | 34 |
| Contest Totals | 302 |

Constitutional Amendment B

Vote For 1

| | TOTAL |
|----------------|-------|
| FOR | 154 |
| AGAINST | 138 |
| Overvotes | 0 |
| Undervotes | 10 |
| Contest Totals | 302 |

Mt Pleasant 2 U

Constitutional Amendment C

Vote For 1

| | TOTAL |
|----------------|-------|
| FOR | 249 |
| AGAINST | 46 |
| Overvotes | 0 |
| Undervotes | 7 |
| Contest Totals | 302 |

Fountain Green U

U.S. President and Vice President

Vote For 1

| | TOTAL |
|---------------------|-------|
| WEST/ABDULLAH | 0 |
| EVERYLOVE | 0 |
| CON SKOUSEN/COMBS | 2 |
| GRN STEIN/WARE | 0 |
| REP TRUMP/VANCE | 41 |
| LIB OLIVER/TER MAAT | 1 |
| DEM HARRIS/WALZ | 4 |
| DE LA CRUZ/GARCIA | 0 |
| Write-In Totals | 2 |
| Overvotes | 0 |
| Undervotes | 0 |
| Contest Totals | 50 |

U.S. Senate

Vote For 1

| | TOTAL |
|----------------------|-------|
| IAP CARLTON E. BOWEN | 5 |
| REP JOHN CURTIS | 41 |
| DEM CAROLINE GLEICH | 3 |
| Write-In Totals | 0 |
| Overvotes | 0 |
| Undervotes | 1 |
| Contest Totals | 50 |

U.S. House District 4

Vote For 1

| | TOTAL |
|-------------------------|-------|
| M. EVAN BULLARD | 0 |
| UUP VAUGHN R COOK | 0 |
| DEM KATRINA FALICK-WANG | 3 |
| REP BURGESS OWENS | 45 |
| Overvotes | 0 |
| Undervotes | 2 |
| Contest Totals | 50 |

Fountain Green U

Governor and Lieutenant Governor

Vote For 1

| | TOTAL |
|---------------------------|-------|
| REP COX/HENDERSON | 35 |
| IAP WILLIAMS/WILLIAMS III | 3 |
| DEM KING/CUMMINGS | 3 |
| LIB LATHAM/SHORT | 2 |
| TOMENY/TAYLOR | 0 |
| Write-In Totals | 7 |
| Overvotes | 0 |
| Undervotes | 0 |
| Contest Totals | 50 |

Attorney General

Vote For 1

| | TOTAL |
|--------------------------|-------|
| REP DEREK BROWN | 39 |
| DEM RUDY J BAUTISTA | 6 |
| LIB W. ANDREW MCCULLOUGH | 4 |
| AUSTIN HEPWORTH | 0 |
| UUP MICHELLE QUIST | 0 |
| Overvotes | 0 |
| Undervotes | 1 |
| Contest Totals | 50 |

State Auditor

Vote For 1

| | TOTAL |
|-----------------------|-------|
| REP TINA CANNON | 40 |
| CON JEFFREY L. OSTLER | 4 |
| DEM CATHERINE VOUTAZ | 5 |
| Overvotes | 0 |
| Undervotes | 1 |
| Contest Totals | 50 |

State Treasurer

Vote For 1

| | TOTAL |
|-------------------|-------|
| UFP MILES POMEROY | 2 |
| REP MARLO M. OAKS | 43 |
| DEM NEIL A HANSEN | 4 |
| Overvotes | 0 |
| Undervotes | 1 |
| Contest Totals | 50 |

Fountain Green U

State Senate District 27

Vote For 1

TOTAL

| | |
|--------------------|----|
| REP DERRIN R OWENS | 44 |
| Overvotes | 0 |
| Undervotes | 6 |
| Contest Totals | 50 |

State House District 66

Vote For 1

TOTAL

| | |
|------------------|----|
| REP TROY SHELLEY | 44 |
| Overvotes | 0 |
| Undervotes | 6 |
| Contest Totals | 50 |

County Commissioner Seat C

Vote For 1

TOTAL

| | |
|------------------|----|
| REP MIKE BENNETT | 39 |
| Write-In Totals | 6 |
| Overvotes | 0 |
| Undervotes | 5 |
| Contest Totals | 50 |

County Assessor

Vote For 1

TOTAL

| | |
|----------------------------|----|
| REP KEITH CHRISTIAN LARSEN | 44 |
| Overvotes | 0 |
| Undervotes | 6 |
| Contest Totals | 50 |

County Recorder

Vote For 1

TOTAL

| | |
|-------------------------|----|
| REP TALISHA ANN JOHNSON | 43 |
| Overvotes | 0 |
| Undervotes | 7 |
| Contest Totals | 50 |

Fountain Green U

County Treasurer

Vote For 1

| | TOTAL |
|-----------------|-------|
| REP AMY WILLDEN | 44 |
| Overvotes | 0 |
| Undervotes | 6 |
| Contest Totals | 50 |

MATTHEW B. DURRANT Judicial Retention

Vote For 1

| | TOTAL |
|----------------|-------|
| YES | 36 |
| NO | 9 |
| Overvotes | 0 |
| Undervotes | 5 |
| Contest Totals | 50 |

RYAN D. TENNEY Judicial Retention

Vote For 1

| | TOTAL |
|----------------|-------|
| YES | 33 |
| NO | 10 |
| Overvotes | 0 |
| Undervotes | 7 |
| Contest Totals | 50 |

Constitutional Amendment B

Vote For 1

| | TOTAL |
|----------------|-------|
| FOR | 25 |
| AGAINST | 24 |
| Overvotes | 0 |
| Undervotes | 1 |
| Contest Totals | 50 |

Constitutional Amendment C

Vote For 1

| | TOTAL |
|----------------|-------|
| FOR | 36 |
| AGAINST | 10 |
| Overvotes | 0 |
| Undervotes | 4 |
| Contest Totals | 50 |

Spring City

U.S. President and Vice President

Vote For 1

TOTAL

| | |
|---------------------|-----|
| WEST/ABDULLAH | 1 |
| EVERYLOVE | 0 |
| CON SKOUSEN/COMBS | 23 |
| GRN STEIN/WARE | 4 |
| REP TRUMP/VANCE | 402 |
| LIB OLIVER/TER MAAT | 3 |
| DEM HARRIS/WALZ | 128 |
| DE LA CRUZ/GARCIA | 1 |
| Write-In Totals | 5 |
| Overvotes | 1 |
| Undervotes | 6 |
| Contest Totals | 574 |

U.S. Senate

Vote For 1

TOTAL

| | |
|----------------------|-----|
| IAP CARLTON E. BOWEN | 61 |
| REP JOHN CURTIS | 396 |
| DEM CAROLINE GLEICH | 101 |
| Write-In Totals | 5 |
| Overvotes | 0 |
| Undervotes | 11 |
| Contest Totals | 574 |

U.S. House District 4

Vote For 1

TOTAL

| | |
|--------------------------|-----|
| M. EVAN BULLARD | 1 |
| UUP VAUGHN R COOK | 21 |
| DEM KATRINA FALLICK-WANG | 110 |
| REP BURGESS OWENS | 421 |
| Overvotes | 0 |
| Undervotes | 21 |
| Contest Totals | 574 |

Spring City

Governor and Lieutenant Governor

Vote For 1

TOTAL

| | |
|---------------------------|-----|
| REP COX/HENDERSON | 297 |
| IAP WILLIAMS/WILLIAMS III | 21 |
| DEM KING/CUMMINGS | 99 |
| LIB LATHAM/SHORT | 16 |
| TOMENY/TAYLOR | 4 |
| Write-In Totals | 125 |
| Overvotes | 0 |
| Undervotes | 12 |
| Contest Totals | 574 |

Attorney General

Vote For 1

TOTAL

| | |
|--------------------------|-----|
| REP DEREK BROWN | 370 |
| DEM RUDY J BAUTISTA | 102 |
| LIB W. ANDREW MCCULLOUGH | 18 |
| AUSTIN HEPWORTH | 39 |
| UUP MICHELLE QUIST | 24 |
| Overvotes | 0 |
| Undervotes | 21 |
| Contest Totals | 574 |

State Auditor

Vote For 1

TOTAL

| | |
|-----------------------|-----|
| REP TINA CANNON | 395 |
| CON JEFFREY L. OSTLER | 55 |
| DEM CATHERINE VOUTAZ | 100 |
| Overvotes | 0 |
| Undervotes | 24 |
| Contest Totals | 574 |

State Treasurer

Vote For 1

TOTAL

| | |
|-------------------|-----|
| UFP MILES POMEROY | 24 |
| REP MARLO M. OAKS | 409 |
| DEM NEIL A HANSEN | 114 |
| Overvotes | 0 |
| Undervotes | 27 |
| Contest Totals | 574 |

Spring City

State Senate District 27

Vote For 1

TOTAL

| | |
|--------------------|-----|
| REP DERRIN R OWENS | 450 |
| Overvotes | 0 |
| Undervotes | 124 |
| Contest Totals | 574 |

State House District 66

Vote For 1

TOTAL

| | |
|------------------|-----|
| REP TROY SHELLEY | 441 |
| Overvotes | 0 |
| Undervotes | 133 |
| Contest Totals | 574 |

County Commissioner Seat C

Vote For 1

TOTAL

| | |
|------------------|-----|
| REP MIKE BENNETT | 389 |
| Write-In Totals | 63 |
| Overvotes | 0 |
| Undervotes | 122 |
| Contest Totals | 574 |

County Assessor

Vote For 1

TOTAL

| | |
|----------------------------|-----|
| REP KEITH CHRISTIAN LARSEN | 435 |
| Overvotes | 0 |
| Undervotes | 139 |
| Contest Totals | 574 |

County Recorder

Vote For 1

TOTAL

| | |
|-------------------------|-----|
| REP TALISHA ANN JOHNSON | 442 |
| Overvotes | 0 |
| Undervotes | 132 |
| Contest Totals | 574 |

Spring City

County Treasurer

Vote For 1

TOTAL

| | |
|-----------------|-----|
| REP AMY WILLDEN | 452 |
| Overvotes | 0 |
| Undervotes | 122 |
| Contest Totals | 574 |

North Sanpete School District 1

Vote For 1

TOTAL

| | |
|----------------|-----|
| STACEY GOBLE | 424 |
| Overvotes | 0 |
| Undervotes | 150 |
| Contest Totals | 574 |

MATTHEW B. DURRANT Judicial Retention

Vote For 1

TOTAL

| | |
|----------------|-----|
| YES | 359 |
| NO | 133 |
| Overvotes | 0 |
| Undervotes | 82 |
| Contest Totals | 574 |

RYAN D. TENNEY Judicial Retention

Vote For 1

TOTAL

| | |
|----------------|-----|
| YES | 353 |
| NO | 129 |
| Overvotes | 0 |
| Undervotes | 92 |
| Contest Totals | 574 |

Constitutional Amendment B

Vote For 1

TOTAL

| | |
|----------------|-----|
| FOR | 336 |
| AGAINST | 209 |
| Overvotes | 0 |
| Undervotes | 29 |
| Contest Totals | 574 |

Spring City

Constitutional Amendment C

Vote For 1

| | TOTAL |
|----------------|-------|
| FOR | 460 |
| AGAINST | 90 |
| Overvotes | 0 |
| Undervotes | 24 |
| Contest Totals | 574 |

Spring City U, Wales U

U.S. President and Vice President

Vote For 1

| | TOTAL |
|---------------------|-------|
| WEST/ABDULLAH | 1 |
| EVERYLOVE | 0 |
| CON SKOUSEN/COMBS | 17 |
| GRN STEIN/WARE | 2 |
| REP TRUMP/VANCE | 449 |
| LIB OLIVER/TER MAAT | 1 |
| DEM HARRIS/WALZ | 73 |
| DE LA CRUZ/GARCIA | 3 |
| Write-In Totals | 3 |
| Overvotes | 0 |
| Undervotes | 3 |
| Contest Totals | 552 |

U.S. Senate

Vote For 1

| | TOTAL |
|----------------------|-------|
| IAP CARLTON E. BOWEN | 71 |
| REP JOHN CURTIS | 410 |
| DEM CAROLINE GLEICH | 52 |
| Write-In Totals | 3 |
| Overvotes | 0 |
| Undervotes | 16 |
| Contest Totals | 552 |

U.S. House District 4

Vote For 1

| | TOTAL |
|-------------------------|-------|
| M. EVAN BULLARD | 12 |
| UUP VAUGHN R COOK | 19 |
| DEM KATRINA FALICK-WANG | 55 |
| REP BURGESS OWENS | 451 |
| Overvotes | 0 |
| Undervotes | 15 |
| Contest Totals | 552 |

Spring City U, Wales U

Governor and Lieutenant Governor

Vote For 1

TOTAL

| | |
|---------------------------|-----|
| REP COX/HENDERSON | 262 |
| IAP WILLIAMS/WILLIAMS III | 11 |
| DEM KING/CUMMINGS | 52 |
| LIB LATHAM/SHORT | 15 |
| TOMENY/TAYLOR | 2 |
| Write-In Totals | 199 |
| Overvotes | 0 |
| Undervotes | 11 |
| Contest Totals | 552 |

Attorney General

Vote For 1

TOTAL

| | |
|--------------------------|-----|
| REP DEREK BROWN | 380 |
| DEM RUDY J BAUTISTA | 50 |
| LIB W. ANDREW MCCULLOUGH | 31 |
| AUSTIN HEPWORTH | 48 |
| UUP MICHELLE QUIST | 23 |
| Overvotes | 0 |
| Undervotes | 20 |
| Contest Totals | 552 |

State Auditor

Vote For 1

TOTAL

| | |
|-----------------------|-----|
| REP TINA CANNON | 398 |
| CON JEFFREY L. OSTLER | 70 |
| DEM CATHERINE VOUTAZ | 60 |
| Overvotes | 0 |
| Undervotes | 24 |
| Contest Totals | 552 |

State Treasurer

Vote For 1

TOTAL

| | |
|-------------------|-----|
| UFP MILES POMEROY | 28 |
| REP MARLO M. OAKS | 429 |
| DEM NEIL A HANSEN | 64 |
| Overvotes | 0 |
| Undervotes | 31 |
| Contest Totals | 552 |

Spring City U, Wales U

State Senate District 27

Vote For 1

TOTAL

| | |
|--------------------|-----|
| REP DERRIN R OWENS | 462 |
| Overvotes | 0 |
| Undervotes | 90 |
| Contest Totals | 552 |

State House District 66

Vote For 1

TOTAL

| | |
|------------------|-----|
| REP TROY SHELLEY | 466 |
| Overvotes | 0 |
| Undervotes | 86 |
| Contest Totals | 552 |

County Commissioner Seat C

Vote For 1

TOTAL

| | |
|------------------|-----|
| REP MIKE BENNETT | 419 |
| Write-In Totals | 46 |
| Overvotes | 0 |
| Undervotes | 87 |
| Contest Totals | 552 |

County Assessor

Vote For 1

TOTAL

| | |
|----------------------------|-----|
| REP KEITH CHRISTIAN LARSEN | 452 |
| Overvotes | 0 |
| Undervotes | 100 |
| Contest Totals | 552 |

County Recorder

Vote For 1

TOTAL

| | |
|-------------------------|-----|
| REP TALISHA ANN JOHNSON | 457 |
| Overvotes | 0 |
| Undervotes | 95 |
| Contest Totals | 552 |

Spring City U, Wales U

County Treasurer

Vote For 1

| | TOTAL |
|-----------------|-------|
| REP AMY WILLDEN | 458 |
| Overvotes | 0 |
| Undervotes | 94 |
| Contest Totals | 552 |

MATTHEW B. DURRANT Judicial Retention

Vote For 1

| | TOTAL |
|----------------|-------|
| YES | 337 |
| NO | 135 |
| Overvotes | 0 |
| Undervotes | 80 |
| Contest Totals | 552 |

RYAN D. TENNEY Judicial Retention

Vote For 1

| | TOTAL |
|----------------|-------|
| YES | 342 |
| NO | 126 |
| Overvotes | 0 |
| Undervotes | 84 |
| Contest Totals | 552 |

Constitutional Amendment B

Vote For 1

| | TOTAL |
|----------------|-------|
| FOR | 296 |
| AGAINST | 207 |
| Overvotes | 0 |
| Undervotes | 49 |
| Contest Totals | 552 |

Constitutional Amendment C

Vote For 1

| | TOTAL |
|----------------|-------|
| FOR | 446 |
| AGAINST | 65 |
| Overvotes | 0 |
| Undervotes | 41 |
| Contest Totals | 552 |

South Sanpete U

U.S. President and Vice President

Vote For 1

| | TOTAL |
|---------------------|-------|
| WEST/ABDULLAH | 3 |
| EVERYLOVE | 0 |
| CON SKOUSEN/COMBS | 2 |
| GRN STEIN/WARE | 0 |
| REP TRUMP/VANCE | 149 |
| LIB OLIVER/TER MAAT | 0 |
| DEM HARRIS/WALZ | 23 |
| DE LA CRUZ/GARCIA | 0 |
| Write-In Totals | 1 |
| Overvotes | 0 |
| Undervotes | 1 |
| Contest Totals | 179 |

U.S. Senate

Vote For 1

| | TOTAL |
|----------------------|-------|
| IAP CARLTON E. BOWEN | 17 |
| REP JOHN CURTIS | 142 |
| DEM CAROLINE GLEICH | 19 |
| Write-In Totals | 0 |
| Overvotes | 0 |
| Undervotes | 1 |
| Contest Totals | 179 |

U.S. House District 4

Vote For 1

| | TOTAL |
|--------------------------|-------|
| M. EVAN BULLARD | 2 |
| UUP VAUGHN R COOK | 8 |
| DEM KATRINA FALLICK-WANG | 18 |
| REP BURGESS OWENS | 149 |
| Overvotes | 0 |
| Undervotes | 2 |
| Contest Totals | 179 |

South Sanpete U

Governor and Lieutenant Governor

Vote For 1

| | TOTAL |
|---------------------------|-------|
| REP COX/HENDERSON | 108 |
| IAP WILLIAMS/WILLIAMS III | 9 |
| DEM KING/CUMMINGS | 15 |
| LIB LATHAM/SHORT | 6 |
| TOMENY/TAYLOR | 0 |
| Write-In Totals | 35 |
| Overvotes | 0 |
| Undervotes | 6 |
| Contest Totals | 179 |

Attorney General

Vote For 1

| | TOTAL |
|--------------------------|-------|
| REP DEREK BROWN | 143 |
| DEM RUDY J BAUTISTA | 15 |
| LIB W. ANDREW MCCULLOUGH | 4 |
| AUSTIN HEPWORTH | 4 |
| UUP MICHELLE QUIST | 12 |
| Overvotes | 0 |
| Undervotes | 1 |
| Contest Totals | 179 |

State Auditor

Vote For 1

| | TOTAL |
|-----------------------|-------|
| REP TINA CANNON | 148 |
| CON JEFFREY L. OSTLER | 11 |
| DEM CATHERINE VOUTAZ | 19 |
| Overvotes | 0 |
| Undervotes | 1 |
| Contest Totals | 179 |

State Treasurer

Vote For 1

| | TOTAL |
|-------------------|-------|
| UFP MILES POMEROY | 6 |
| REP MARLO M. OAKS | 151 |
| DEM NEIL A HANSEN | 20 |
| Overvotes | 0 |
| Undervotes | 2 |
| Contest Totals | 179 |

South Sanpete U

State Senate District 27

Vote For 1

TOTAL

| | |
|--------------------|-----|
| REP DERRIN R OWENS | 160 |
| Overvotes | 0 |
| Undervotes | 19 |
| Contest Totals | 179 |

State House District 66

Vote For 1

TOTAL

| | |
|------------------|-----|
| REP TROY SHELLEY | 161 |
| Overvotes | 0 |
| Undervotes | 18 |
| Contest Totals | 179 |

County Commissioner Seat C

Vote For 1

TOTAL

| | |
|------------------|-----|
| REP MIKE BENNETT | 131 |
| Write-In Totals | 33 |
| Overvotes | 0 |
| Undervotes | 15 |
| Contest Totals | 179 |

County Assessor

Vote For 1

TOTAL

| | |
|----------------------------|-----|
| REP KEITH CHRISTIAN LARSEN | 163 |
| Overvotes | 0 |
| Undervotes | 16 |
| Contest Totals | 179 |

County Recorder

Vote For 1

TOTAL

| | |
|-------------------------|-----|
| REP TALISHA ANN JOHNSON | 161 |
| Overvotes | 0 |
| Undervotes | 18 |
| Contest Totals | 179 |

South Sanpete U

County Treasurer

Vote For 1

| | TOTAL |
|-----------------|-------|
| REP AMY WILLDEN | 161 |
| Overvotes | 0 |
| Undervotes | 18 |
| Contest Totals | 179 |

South Sanpete School District 2

Vote For 1

| | TOTAL |
|------------------------|-------|
| MARKELL COATES BARCLAY | 65 |
| LONI DEE HAMMOND | 101 |
| Overvotes | 0 |
| Undervotes | 13 |
| Contest Totals | 179 |

MATTHEW B. DURRANT Judicial Retention

Vote For 1

| | TOTAL |
|----------------|-------|
| YES | 138 |
| NO | 27 |
| Overvotes | 0 |
| Undervotes | 14 |
| Contest Totals | 179 |

RYAN D. TENNEY Judicial Retention

Vote For 1

| | TOTAL |
|----------------|-------|
| YES | 133 |
| NO | 31 |
| Overvotes | 0 |
| Undervotes | 15 |
| Contest Totals | 179 |

Constitutional Amendment B

Vote For 1

| | TOTAL |
|----------------|-------|
| FOR | 99 |
| AGAINST | 75 |
| Overvotes | 0 |
| Undervotes | 5 |
| Contest Totals | 179 |

South Sanpete U

Constitutional Amendment C

Vote For 1

| | TOTAL |
|----------------|-------|
| FOR | 148 |
| AGAINST | 28 |
| Overvotes | 0 |
| Undervotes | 3 |
| Contest Totals | 179 |

Sterling Town

U.S. President and Vice President

Vote For 1

| | TOTAL |
|---------------------|-------|
| WEST/ABDULLAH | 0 |
| EVERYLOVE | 0 |
| CON SKOUSEN/COMBS | 0 |
| GRN STEIN/WARE | 0 |
| REP TRUMP/VANCE | 131 |
| LIB OLIVER/TER MAAT | 0 |
| DEM HARRIS/WALZ | 12 |
| DE LA CRUZ/GARCIA | 0 |
| Write-In Totals | 0 |
| Overvotes | 0 |
| Undervotes | 1 |
| Contest Totals | 144 |

U.S. Senate

Vote For 1

| | TOTAL |
|----------------------|-------|
| IAP CARLTON E. BOWEN | 14 |
| REP JOHN CURTIS | 114 |
| DEM CAROLINE GLEICH | 13 |
| Write-In Totals | 2 |
| Overvotes | 0 |
| Undervotes | 1 |
| Contest Totals | 144 |

U.S. House District 4

Vote For 1

| | TOTAL |
|--------------------------|-------|
| M. EVAN BULLARD | 1 |
| UUP VAUGHN R COOK | 3 |
| DEM KATRINA FALLICK-WANG | 12 |
| REP BURGESS OWENS | 127 |
| Overvotes | 0 |
| Undervotes | 1 |
| Contest Totals | 144 |

Sterling Town

Governor and Lieutenant Governor

Vote For 1

| | TOTAL |
|---------------------------|-------|
| REP COX/HENDERSON | 78 |
| IAP WILLIAMS/WILLIAMS III | 6 |
| DEM KING/CUMMINGS | 13 |
| LIB LATHAM/SHORT | 4 |
| TOMENY/TAYLOR | 1 |
| Write-In Totals | 36 |
| Overvotes | 0 |
| Undervotes | 6 |
| Contest Totals | 144 |

Attorney General

Vote For 1

| | TOTAL |
|--------------------------|-------|
| REP DEREK BROWN | 118 |
| DEM RUDY J BAUTISTA | 11 |
| LIB W. ANDREW MCCULLOUGH | 3 |
| AUSTIN HEPWORTH | 8 |
| UUP MICHELLE QUIST | 2 |
| Overvotes | 0 |
| Undervotes | 2 |
| Contest Totals | 144 |

State Auditor

Vote For 1

| | TOTAL |
|-----------------------|-------|
| REP TINA CANNON | 119 |
| CON JEFFREY L. OSTLER | 10 |
| DEM CATHERINE VOUTAZ | 12 |
| Overvotes | 0 |
| Undervotes | 3 |
| Contest Totals | 144 |

State Treasurer

Vote For 1

| | TOTAL |
|-------------------|-------|
| UFP MILES POMEROY | 3 |
| REP MARLO M. OAKS | 125 |
| DEM NEIL A HANSEN | 11 |
| Overvotes | 0 |
| Undervotes | 5 |
| Contest Totals | 144 |

Sterling Town

State Senate District 27

Vote For 1

TOTAL

| | |
|--------------------|-----|
| REP DERRIN R OWENS | 116 |
| Overvotes | 0 |
| Undervotes | 28 |
| Contest Totals | 144 |

State House District 66

Vote For 1

TOTAL

| | |
|------------------|-----|
| REP TROY SHELLEY | 118 |
| Overvotes | 0 |
| Undervotes | 26 |
| Contest Totals | 144 |

County Commissioner Seat C

Vote For 1

TOTAL

| | |
|------------------|-----|
| REP MIKE BENNETT | 100 |
| Write-In Totals | 29 |
| Overvotes | 0 |
| Undervotes | 15 |
| Contest Totals | 144 |

County Assessor

Vote For 1

TOTAL

| | |
|----------------------------|-----|
| REP KEITH CHRISTIAN LARSEN | 117 |
| Overvotes | 0 |
| Undervotes | 27 |
| Contest Totals | 144 |

County Recorder

Vote For 1

TOTAL

| | |
|-------------------------|-----|
| REP TALISHA ANN JOHNSON | 124 |
| Overvotes | 0 |
| Undervotes | 20 |
| Contest Totals | 144 |

Sterling Town

County Treasurer

Vote For 1

TOTAL

| | |
|-----------------|-----|
| REP AMY WILLDEN | 121 |
| Overvotes | 0 |
| Undervotes | 23 |
| Contest Totals | 144 |

MATTHEW B. DURRANT Judicial Retention

Vote For 1

TOTAL

| | |
|----------------|-----|
| YES | 92 |
| NO | 25 |
| Overvotes | 1 |
| Undervotes | 26 |
| Contest Totals | 144 |

RYAN D. TENNEY Judicial Retention

Vote For 1

TOTAL

| | |
|----------------|-----|
| YES | 88 |
| NO | 28 |
| Overvotes | 0 |
| Undervotes | 28 |
| Contest Totals | 144 |

Constitutional Amendment B

Vote For 1

TOTAL

| | |
|----------------|-----|
| FOR | 72 |
| AGAINST | 66 |
| Overvotes | 0 |
| Undervotes | 6 |
| Contest Totals | 144 |

Constitutional Amendment C

Vote For 1

TOTAL

| | |
|----------------|-----|
| FOR | 121 |
| AGAINST | 17 |
| Overvotes | 0 |
| Undervotes | 6 |
| Contest Totals | 144 |

Sterling U

U.S. President and Vice President

Vote For 1

| | TOTAL |
|---------------------|-------|
| WEST/ABDULLAH | 0 |
| EVERYLOVE | 0 |
| CON SKOUSEN/COMBS | 1 |
| GRN STEIN/WARE | 0 |
| REP TRUMP/VANCE | 105 |
| LIB OLIVER/TER MAAT | 0 |
| DEM HARRIS/WALZ | 19 |
| DE LA CRUZ/GARCIA | 0 |
| Write-In Totals | 1 |
| Overvotes | 0 |
| Undervotes | 0 |
| Contest Totals | 126 |

U.S. Senate

Vote For 1

| | TOTAL |
|----------------------|-------|
| IAP CARLTON E. BOWEN | 8 |
| REP JOHN CURTIS | 91 |
| DEM CAROLINE GLEICH | 16 |
| Write-In Totals | 5 |
| Overvotes | 0 |
| Undervotes | 6 |
| Contest Totals | 126 |

U.S. House District 4

Vote For 1

| | TOTAL |
|-------------------------|-------|
| M. EVAN BULLARD | 3 |
| UUP VAUGHN R COOK | 5 |
| DEM KATRINA FALICK-WANG | 14 |
| REP BURGESS OWENS | 99 |
| Overvotes | 0 |
| Undervotes | 5 |
| Contest Totals | 126 |

Sterling U

Governor and Lieutenant Governor

Vote For 1

TOTAL

| | |
|---------------------------|-----|
| REP COX/HENDERSON | 57 |
| IAP WILLIAMS/WILLIAMS III | 4 |
| DEM KING/CUMMINGS | 20 |
| LIB LATHAM/SHORT | 6 |
| TOMENY/TAYLOR | 0 |
| Write-In Totals | 35 |
| Overvotes | 0 |
| Undervotes | 4 |
| Contest Totals | 126 |

Attorney General

Vote For 1

TOTAL

| | |
|--------------------------|-----|
| REP DEREK BROWN | 93 |
| DEM RUDY J BAUTISTA | 16 |
| LIB W. ANDREW MCCULLOUGH | 5 |
| AUSTIN HEPWORTH | 6 |
| UUP MICHELLE QUIST | 3 |
| Overvotes | 0 |
| Undervotes | 3 |
| Contest Totals | 126 |

State Auditor

Vote For 1

TOTAL

| | |
|-----------------------|-----|
| REP TINA CANNON | 100 |
| CON JEFFREY L. OSTLER | 7 |
| DEM CATHERINE VOUTAZ | 16 |
| Overvotes | 0 |
| Undervotes | 3 |
| Contest Totals | 126 |

State Treasurer

Vote For 1

TOTAL

| | |
|-------------------|-----|
| UFP MILES POMEROY | 1 |
| REP MARLO M. OAKS | 101 |
| DEM NEIL A HANSEN | 16 |
| Overvotes | 0 |
| Undervotes | 8 |
| Contest Totals | 126 |

Sterling U

State Senate District 27

Vote For 1

TOTAL

| | |
|--------------------|-----|
| REP DERRIN R OWENS | 104 |
| Overvotes | 0 |
| Undervotes | 22 |
| Contest Totals | 126 |

State House District 66

Vote For 1

TOTAL

| | |
|------------------|-----|
| REP TROY SHELLEY | 102 |
| Overvotes | 0 |
| Undervotes | 24 |
| Contest Totals | 126 |

County Commissioner Seat C

Vote For 1

TOTAL

| | |
|------------------|-----|
| REP MIKE BENNETT | 81 |
| Write-In Totals | 33 |
| Overvotes | 0 |
| Undervotes | 12 |
| Contest Totals | 126 |

County Assessor

Vote For 1

TOTAL

| | |
|----------------------------|-----|
| REP KEITH CHRISTIAN LARSEN | 100 |
| Overvotes | 0 |
| Undervotes | 26 |
| Contest Totals | 126 |

County Recorder

Vote For 1

TOTAL

| | |
|-------------------------|-----|
| REP TALISHA ANN JOHNSON | 103 |
| Overvotes | 0 |
| Undervotes | 23 |
| Contest Totals | 126 |

Sterling U

County Treasurer

Vote For 1

TOTAL

| | |
|-----------------|-----|
| REP AMY WILLDEN | 102 |
| Overvotes | 0 |
| Undervotes | 24 |
| Contest Totals | 126 |

MATTHEW B. DURRANT Judicial Retention

Vote For 1

TOTAL

| | |
|----------------|-----|
| YES | 90 |
| NO | 17 |
| Overvotes | 0 |
| Undervotes | 19 |
| Contest Totals | 126 |

RYAN D. TENNEY Judicial Retention

Vote For 1

TOTAL

| | |
|----------------|-----|
| YES | 89 |
| NO | 19 |
| Overvotes | 0 |
| Undervotes | 18 |
| Contest Totals | 126 |

Constitutional Amendment B

Vote For 1

TOTAL

| | |
|----------------|-----|
| FOR | 58 |
| AGAINST | 62 |
| Overvotes | 0 |
| Undervotes | 6 |
| Contest Totals | 126 |

Constitutional Amendment C

Vote For 1

TOTAL

| | |
|----------------|-----|
| FOR | 104 |
| AGAINST | 16 |
| Overvotes | 0 |
| Undervotes | 6 |
| Contest Totals | 126 |

Wales Town

U.S. President and Vice President

Vote For 1

| | TOTAL |
|---------------------|-------|
| WEST/ABDULLAH | 0 |
| EVERYLOVE | 0 |
| CON SKOUSEN/COMBS | 1 |
| GRN STEIN/WARE | 3 |
| REP TRUMP/VANCE | 130 |
| LIB OLIVER/TER MAAT | 6 |
| DEM HARRIS/WALZ | 28 |
| DE LA CRUZ/GARCIA | 0 |
| Write-In Totals | 5 |
| Overvotes | 0 |
| Undervotes | 3 |
| Contest Totals | 176 |

U.S. Senate

Vote For 1

| | TOTAL |
|----------------------|-------|
| IAP CARLTON E. BOWEN | 11 |
| REP JOHN CURTIS | 132 |
| DEM CAROLINE GLEICH | 27 |
| Write-In Totals | 1 |
| Overvotes | 0 |
| Undervotes | 5 |
| Contest Totals | 176 |

U.S. House District 4

Vote For 1

| | TOTAL |
|--------------------------|-------|
| M. EVAN BULLARD | 2 |
| UUP VAUGHN R COOK | 7 |
| DEM KATRINA FALLICK-WANG | 29 |
| REP BURGESS OWENS | 129 |
| Overvotes | 0 |
| Undervotes | 9 |
| Contest Totals | 176 |

Wales Town

Governor and Lieutenant Governor

Vote For 1

| | TOTAL |
|---------------------------|-------|
| REP COX/HENDERSON | 104 |
| IAP WILLIAMS/WILLIAMS III | 7 |
| DEM KING/CUMMINGS | 24 |
| LIB LATHAM/SHORT | 6 |
| TOMENY/TAYLOR | 0 |
| Write-In Totals | 31 |
| Overvotes | 0 |
| Undervotes | 4 |
| Contest Totals | 176 |

Attorney General

Vote For 1

| | TOTAL |
|--------------------------|-------|
| REP DEREK BROWN | 126 |
| DEM RUDY J BAUTISTA | 24 |
| LIB W. ANDREW MCCULLOUGH | 6 |
| AUSTIN HEPWORTH | 10 |
| UUP MICHELLE QUIST | 4 |
| Overvotes | 0 |
| Undervotes | 6 |
| Contest Totals | 176 |

State Auditor

Vote For 1

| | TOTAL |
|-----------------------|-------|
| REP TINA CANNON | 134 |
| CON JEFFREY L. OSTLER | 7 |
| DEM CATHERINE VOUTAZ | 26 |
| Overvotes | 0 |
| Undervotes | 9 |
| Contest Totals | 176 |

State Treasurer

Vote For 1

| | TOTAL |
|-------------------|-------|
| UFP MILES POMEROY | 7 |
| REP MARLO M. OAKS | 128 |
| DEM NEIL A HANSEN | 31 |
| Overvotes | 0 |
| Undervotes | 10 |
| Contest Totals | 176 |

Wales Town

State Senate District 27

Vote For 1

TOTAL

| | |
|--------------------|-----|
| REP DERRIN R OWENS | 147 |
| Overvotes | 0 |
| Undervotes | 29 |
| Contest Totals | 176 |

State House District 66

Vote For 1

TOTAL

| | |
|------------------|-----|
| REP TROY SHELLEY | 149 |
| Overvotes | 0 |
| Undervotes | 27 |
| Contest Totals | 176 |

County Commissioner Seat C

Vote For 1

TOTAL

| | |
|------------------|-----|
| REP MIKE BENNETT | 143 |
| Write-In Totals | 7 |
| Overvotes | 0 |
| Undervotes | 26 |
| Contest Totals | 176 |

County Assessor

Vote For 1

TOTAL

| | |
|----------------------------|-----|
| REP KEITH CHRISTIAN LARSEN | 152 |
| Overvotes | 0 |
| Undervotes | 24 |
| Contest Totals | 176 |

County Recorder

Vote For 1

TOTAL

| | |
|-------------------------|-----|
| REP TALISHA ANN JOHNSON | 149 |
| Overvotes | 0 |
| Undervotes | 27 |
| Contest Totals | 176 |

Wales Town

County Treasurer

Vote For 1

TOTAL

| | |
|-----------------|-----|
| REP AMY WILLDEN | 150 |
| Overvotes | 0 |
| Undervotes | 26 |
| Contest Totals | 176 |

MATTHEW B. DURRANT Judicial Retention

Vote For 1

TOTAL

| | |
|----------------|-----|
| YES | 118 |
| NO | 31 |
| Overvotes | 0 |
| Undervotes | 27 |
| Contest Totals | 176 |

RYAN D. TENNEY Judicial Retention

Vote For 1

TOTAL

| | |
|----------------|-----|
| YES | 116 |
| NO | 33 |
| Overvotes | 0 |
| Undervotes | 27 |
| Contest Totals | 176 |

Constitutional Amendment B

Vote For 1

TOTAL

| | |
|----------------|-----|
| FOR | 124 |
| AGAINST | 37 |
| Overvotes | 0 |
| Undervotes | 15 |
| Contest Totals | 176 |

Constitutional Amendment C

Vote For 1

TOTAL

| | |
|----------------|-----|
| FOR | 148 |
| AGAINST | 20 |
| Overvotes | 0 |
| Undervotes | 8 |
| Contest Totals | 176 |

Federal

U.S. President and Vice President

Vote For 1

| | TOTAL |
|---------------------|-------|
| WEST/ABDULLAH | 0 |
| EVERYLOVE | 0 |
| CON SKOUSEN/COMBS | 0 |
| GRN STEIN/WARE | 0 |
| REP TRUMP/VANCE | 0 |
| LIB OLIVER/TER MAAT | 0 |
| DEM HARRIS/WALZ | 0 |
| DE LA CRUZ/GARCIA | 0 |
| Write-In Totals | 0 |
| Overvotes | 0 |
| Undervotes | 0 |
| Contest Totals | 0 |

U.S. Senate

Vote For 1

| | TOTAL |
|----------------------|-------|
| IAP CARLTON E. BOWEN | 0 |
| REP JOHN CURTIS | 0 |
| DEM CAROLINE GLEICH | 0 |
| Write-In Totals | 0 |
| Overvotes | 0 |
| Undervotes | 0 |
| Contest Totals | 0 |

U.S. House District 4

Vote For 1

| | TOTAL |
|--------------------------|-------|
| M. EVAN BULLARD | 0 |
| UUP VAUGHN R COOK | 0 |
| DEM KATRINA FALLICK-WANG | 0 |
| REP BURGESS OWENS | 0 |
| Overvotes | 0 |
| Undervotes | 0 |
| Contest Totals | 0 |