

Summary Results Report
General Election
November 5, 2024

OFFICIAL RESULTS

Juab County, Utah

Statistics	TOTAL
Election Day Precincts Reporting	31 of 31
Precincts Complete	0 of 31
Precincts Partially Reported	31 of 31
Absentee/ Early Precincts Reporting	31 of 31
Registered Voters - Total	7,506
Ballots Cast - Total	6,616
Ballots Cast - Blank	0
Voter Turnout - Total	88.14%

U.S. President and Vice President

Vote For 1

TOTAL

WEST/ABDULLAH	4
EVERYLOVE	10
CON SKOUSEN/COMBS	44
GRN STEIN/WARE	10
REP TRUMP/VANCE	5,671
LIB OLIVER/TER MAAT	39
DEM HARRIS/WALZ	734
DE LA CRUZ/GARCIA	6
Write-In Totals	60
Write-In: Invalid	60
Not Assigned	0
Contest Totals	6,616

U.S. Senate

Vote For 1

TOTAL

IAP CARLTON E. BOWEN	542
REP JOHN CURTIS	5,222
DEM CAROLINE GLEICH	594
Write-In Totals	56
Write-In: Invalid	55
Write-In: Laird Hamblin	1
Not Assigned	0
Contest Totals	6,616

U.S. House District 2

Vote For 1

TOTAL

DEM NATHANIEL E WOODWARD	90
CON CASSIE EASLEY	61
REP CELESTE MALOY	336
TYLER MURSET	16
Contest Totals	536

Summary Results Report
General Election
November 5, 2024

OFFICIAL RESULTS

Juab County, Utah

U.S. House District 4

Vote For 1

TOTAL

M. EVAN BULLARD	64
UUP VAUGHN R COOK	155
DEM KATRINA FALLICK-WANG	472
REP BURGESS OWENS	5,160
Contest Totals	6,080

Governor and Lieutenant Governor

Vote For 1

TOTAL

REP COX/HENDERSON	3,821
IAP WILLIAMS/WILLIAMS III	177
DEM KING/CUMMINGS	491
LIB LATHAM/SHORT	160
TOMENY/TAYLOR	46
Write-In Totals	1,730
Write-In: Invalid	33
Write-In: Phil Lyman / Natalie	1,697
Not Assigned	0
Contest Totals	6,615

Attorney General

Vote For 1

TOTAL

REP DEREK BROWN	5,032
DEM RUDY J BAUTISTA	535
LIB W. ANDREW MCCULLOUGH	209
AUSTIN HEPWORTH	354
UUP MICHELLE QUIST	211
Contest Totals	6,615

State Auditor

Vote For 1

TOTAL

REP TINA CANNON	5,271
CON JEFFREY L. OSTLER	412
DEM CATHERINE VOUTAZ	576
Contest Totals	6,615

State Treasurer

Vote For 1

TOTAL

UFP MILES POMEROY	189
REP MARLO M. OAKS	5,315
DEM NEIL A HANSEN	601
Contest Totals	6,615

State Senate District 27

Vote For 1

TOTAL

REP DERRIN R OWENS	5,465
Contest Totals	6,504

State House District 29

Vote For 1

TOTAL

REP BRIDGER BOLINDER	85
DEM RON DRAPER	16
Contest Totals	113

State House District 66

Vote For 1

TOTAL

REP TROY SHELLEY	5,280
Contest Totals	6,502

County Commission Seat C

Vote For 1

TOTAL

REP MARVIN GARR KENISON	5,433
Contest Totals	6,615

County Assessor

Vote For 1

TOTAL

REP ZACKARY BUCK	5,241
Contest Totals	6,615

County Recorder/Surveyor

Vote For 1

TOTAL

REP DEBRA PRISBREY ZIRBES	5,365
Contest Totals	6,615

County Treasurer

Vote For 1

TOTAL

REP MELANIE M COWAN	5,436
Contest Totals	6,615

Juab County School Board District 1

Vote For 1

TOTAL

CASSANDRA BEUTLER	627
BRADY BLACKETT	813
Contest Totals	1,677

Juab County School Board District 2

Vote For 1

TOTAL

J. BART MILLS	1,136
Contest Totals	1,428

Juab County School Board District 3

Vote For 1

TOTAL

JANET G WARE	633
Contest Totals	817

Tintic School Board District 1

Vote For 1

TOTAL

JORDAN E GRIMSTEAD	67
Contest Totals	82

Tintic School Board District 2

Vote For 1

TOTAL

RYAN DENNIS DESPAIN	86
Contest Totals	99

Tintic School Board District 3

Vote For 1

TOTAL

HEATHER YOUNG	66
LYNDSAY L GARBETT	67
Contest Totals	141

MATTHEW B. DURRANT Judicial Retention

Vote For 1

TOTAL

YES	4,264
NO	1,051
Contest Totals	6,615

RYAN D. TENNEY Judicial Retention

Vote For 1

TOTAL

YES	4,225
NO	1,066
Contest Totals	6,615

CHRISTINE S. JOHNSON Judicial Retention

Vote For 1

TOTAL

YES	4,244
NO	1,092
Contest Totals	6,615

JENNIFER A. MABEY Judicial Retention

Vote For 1

TOTAL

YES	4,252
NO	1,069
Contest Totals	6,615

ROGER WADSWORTH GRIFFIN Judicial Retention

Vote For 1

TOTAL

YES	4,171
NO	1,154
Contest Totals	6,615

SEAN M. PETERSEN Judicial Retention

Vote For 1

TOTAL

YES	4,204
NO	1,109
Contest Totals	6,615

DEREK P. PULLAN Judicial Retention

Vote For 1

TOTAL

YES	4,069
NO	1,244
Contest Totals	6,615

DENISE M. PORTER Judicial Retention

Vote For 1

TOTAL

YES	4,211
NO	1,100
Contest Totals	6,615

BRENT H. BARTHOLOMEW Judicial Retention

Vote For 1

TOTAL

YES	4,268
NO	1,084
Contest Totals	6,615

BARBARA A FINLINSON Judicial Retention

Vote For 1

TOTAL

YES	4,596
NO	941
Contest Totals	6,615

Constitutional Amendment B

Vote For 1

TOTAL

FOR	3,580
AGAINST	2,465
Contest Totals	6,615

Constitutional Amendment C

Vote For 1

TOTAL

FOR	5,348
AGAINST	780
Contest Totals	6,615



JUAB COUNTY CLERK/AUDITOR
Tanielle Callaway
435-623-3410
taniellec@juabcounty.gov
www.juabcounty.gov


2024 General Election Post-Canvass Report

Prepared by Tanielle Callaway, Juab County Clerk
as of November 19, 2024


As required by State code, the following documents outline the Post-Canvass Report of the 2024 General Election:


1. Lt. Governor's Office Canvass Template – Outlines ballots counted/not counted and status.
2. Statement of Votes Cast - Results by Precinct.
3. Election Affidavit – Clerk affirmation of security and accuracy.
4. Election Results Summary – provides an outline of the ballots counted and the names of all candidates appearing on the ballot.
5. Audit Certification Report – Completed on November 13, 2024 (before final count)

We, the Board of Canvassers, declare the 2024 General Election certified:


Board Member (date) 11-19-2024


Board Member (date) 11-19-2024


Board Member (date) 11-19-2024


Election Officer (date) 11-19-2024

Juab County Canvass Statistics

11/5/2024

Section 1 - Ballot Statistics

1A	88.1%	Voter Turnout
1B	7506	Active voters (as of the voter registration deadline)
1C	6171	Number of counted ballots (Mail or Drop Box)
1D	258	Number of counted ballots (In-person)
1E	3	Number of ballots that were returned electronically (UOCAVA/disability)
1F	184	Number of counted ballots (Provisional)
1G	6616	Total number of ballots counted
1H	Yes	Does total ballots counted match the number of voters given vote history in VISTA
1I		If no, what is the difference

1L Explain:

Section 2: Challenged and Uncounted Ballot Statistics

2A	148	Number of envelopes with a signature that does not match the voter's signature
2B	13	Number of unsigned envelopes
2C	0	Number of challenged ballots for other curable reasons
2D	162	Total number of ballots that were challenged (cured and not cured combined)
2E	64	Total number of curable that were not cured
2F	39.5%	Percentage of curable ballots that were not cured
2G		Total number of ballots where the voter submitted a disability affidavit*

Section 3: Rejected ballot statistics (ballots that cannot be cured)

3A	1	Number of ballots that were returned after the postmark deadline
3B	0	Number of ballots rejected for other non-curable reasons
3C	1	Total number of rejected that were not curable
3D	1.9%	Percentage of ballots that were returned as undeliverable

Section 4: Provisional ballot statistics

4A	191	Number of provisional ballots issued
4B	184	Number of provisional ballots counted
4C	7	Total Number of provisional ballots not counted
4D		Already Voted
4E	7	Insufficient ID
4F		Unsigned
4G		Incomplete Form
4H		Other
4I	96.3%	Percentage of provisionals that were counted
4J	169	Number of provisional ballots that are same-day registration

Section 5: County Clerk Certification

Tanielle Callaway
Juab County

I certify that the information contained in this report is true and accurate.



2024 Canvass - Audit Certification Report

County: Juab

Election: General

Paper Ballot Audit Summary

1. Number of paper ballots processed: 10251
2. Number of ballots audited: 242
3. List the contests on the ballot that were audited:

President / Vice Pres
Governor / Lt. Gov
State House 29

Const. Amendment B

Were there any differences between the tabulation software and the votes marked on the paper ballots?

Yes No (*If YES, please attach an explanation of any inconsistencies)

DRE Machine Audit Summary (complete only if applicable)

1. Number of voting machines used in the election: _____
2. Number of polling places used for the election: _____
3. Number of voting machines audited: _____
4. Were tamper-evident seals affixed to all journal tape canisters? Yes No
(*If no, please attach copies of the journal tape logs for the applicable canisters)
5. Did all machine serial numbers match when the canisters were installed and removed? Yes No
(*If no, please attach copies of the journal tape logs for the applicable canisters)
6. Did any tape seals on the journal tape canisters show evidence of tampering? Yes No
(*If yes, please attach copies of the logs for the applicable canisters)
7. Were there any differences between the machine results and hand-counted results for any audited machine? Yes No *If yes, please attach copies of the hand count logs for the applicable canisters)

Signature Affidavit Audit Summary

Total number of signature affidavits audited: _____

Did the signature audit reveal any inconsistencies between a signature's initial verification and the audit?
 Yes No (*If YES, please attach an explanation of any inconsistencies)

Clerk Certification – to be completed before the canvass

Yes No I certify that the audits described above were conducted according to the audit policy.

Yes No I certify that I have reviewed the number of vote histories recorded in VISTA and they closely match the number of ballots cast in my county during this election.

Number of ballots counted: 1616

Number of vote histories: 1616


Difference: 0

Explain any differences:

Yes No I certify that I have properly maintained chain of custody controls as outlined in 20A-3a-401.1 and Rule 623-8.

Yes No I certify that I have properly maintained the voter list in accordance with state and federal laws (20A-3a-404(2)).

Yes No I complied with the requirements of the software validation rule R623-7: "before using any voting equipment, and before each election, the election officer shall verify that the firmware version on any voting equipment matches the firmware version that is certified by the EAC."

County Clerk Signature:  Date: 11-19-2024

Levan #1

Statistics	TOTAL
Registered Voters - Total	536
Ballots Cast - Total	468
Ballots Cast - Blank	0
Voter Turnout - Total	87.31%

U.S. President and Vice President

Vote For 1

	TOTAL
WEST/ABDULLAH	0
EVERYLOVE	0
CON SKOUSEN/COMBS	1
GRN STEIN/WARE	0
REP TRUMP/VANCE	414
LIB OLIVER/TER MAAT	2
DEM HARRIS/WALZ	49
DE LA CRUZ/GARCIA	0
Write-In Totals	1
Write-In: Invalid	1
Not Assigned	0
Total Votes Cast	467
Contest Totals	468

U.S. Senate

Vote For 1

	TOTAL
IAP CARLTON E. BOWEN	32
REP JOHN CURTIS	376
DEM CAROLINE GLEICH	41
Write-In Totals	4
Write-In: Invalid	4
Write-In: Laird Hamblin	0
Not Assigned	0
Total Votes Cast	453
Contest Totals	468

U.S. House District 4

Vote For 1

	TOTAL
M. EVAN BULLARD	6
UUP VAUGHN R COOK	12
DEM KATRINA FALLICK-WANG	28
REP BURGESS OWENS	400
Total Votes Cast	446
Contest Totals	468

Levan #1

Governor and Lieutenant Governor

Vote For 1

TOTAL

REP COX/HENDERSON	300
IAP WILLIAMS/WILLIAMS III	11
DEM KING/CUMMINGS	26
LIB LATHAM/SHORT	7
TOMENY/TAYLOR	4
Write-In Totals	111
Write-In: Invalid	5
Write-In: Phil Lyman / Natalie	106
Not Assigned	0
Total Votes Cast	459
Contest Totals	468

Attorney General

Vote For 1

TOTAL

REP DEREK BROWN	373
DEM RUDY J BAUTISTA	34
LIB W. ANDREW MCCULLOUGH	11
AUSTIN HEPWORTH	16
UUP MICHELLE QUIST	12
Total Votes Cast	446
Contest Totals	468

State Auditor

Vote For 1

TOTAL

REP TINA CANNON	385
CON JEFFREY L. OSTLER	18
DEM CATHERINE VOUTAZ	37
Total Votes Cast	440
Contest Totals	468

State Treasurer

Vote For 1

TOTAL

UFP MILES POMEROY	8
REP MARLO M. OAKS	383
DEM NEIL A HANSEN	41
Total Votes Cast	432
Contest Totals	468

Levan #1

State Senate District 27

Vote For 1

TOTAL

REP DERRIN R OWENS	405
Total Votes Cast	405
Contest Totals	468

State House District 66

Vote For 1

TOTAL

REP TROY SHELLEY	397
Total Votes Cast	397
Contest Totals	468

County Commission Seat C

Vote For 1

TOTAL

REP MARVIN GARR KENISON	410
Total Votes Cast	410
Contest Totals	468

County Assessor

Vote For 1

TOTAL

REP ZACKARY BUCK	389
Total Votes Cast	389
Contest Totals	468

County Recorder/Surveyor

Vote For 1

TOTAL

REP DEBRA PRISBREY ZIRBES	398
Total Votes Cast	398
Contest Totals	468

County Treasurer

Vote For 1

TOTAL

REP MELANIE M COWAN	401
Total Votes Cast	401
Contest Totals	468

Levan #1

MATTHEW B. DURRANT Judicial Retention

Vote For 1

TOTAL

YES	303
NO	78
Total Votes Cast	381
Contest Totals	468

RYAN D. TENNEY Judicial Retention

Vote For 1

TOTAL

YES	298
NO	79
Total Votes Cast	377
Contest Totals	468

CHRISTINE S. JOHNSON Judicial Retention

Vote For 1

TOTAL

YES	294
NO	86
Total Votes Cast	380
Contest Totals	468

JENNIFER A. MABEY Judicial Retention

Vote For 1

TOTAL

YES	304
NO	77
Total Votes Cast	381
Contest Totals	468

ROGER WADSWORTH GRIFFIN Judicial Retention

Vote For 1

TOTAL

YES	307
NO	77
Total Votes Cast	384
Contest Totals	468

SEAN M. PETERSEN Judicial Retention

Vote For 1

TOTAL

YES	300
NO	82
Total Votes Cast	382
Contest Totals	468

Levan #1

DEREK P. PULLAN Judicial Retention

Vote For 1

TOTAL

YES	298
NO	86
Total Votes Cast	384
Contest Totals	468

DENISE M. PORTER Judicial Retention

Vote For 1

TOTAL

YES	305
NO	77
Total Votes Cast	382
Contest Totals	468

BRENT H. BARTHOLOMEW Judicial Retention

Vote For 1

TOTAL

YES	312
NO	73
Total Votes Cast	385
Contest Totals	468

BARBARA A FINLINSON Judicial Retention

Vote For 1

TOTAL

YES	331
NO	70
Total Votes Cast	401
Contest Totals	468

Constitutional Amendment B

Vote For 1

TOTAL

FOR	227
AGAINST	184
Total Votes Cast	411
Contest Totals	468

Constitutional Amendment C

Vote For 1

TOTAL

FOR	368
AGAINST	50
Total Votes Cast	418
Contest Totals	468

Mona #1

Statistics	TOTAL
Registered Voters - Total	658
Ballots Cast - Total	594
Ballots Cast - Blank	0
Voter Turnout - Total	90.27%

U.S. President and Vice President

Vote For 1

	TOTAL
WEST/ABDULLAH	1
EVERYLOVE	0
CON SKOUSEN/COMBS	7
GRN STEIN/WARE	2
REP TRUMP/VANCE	499
LIB OLIVER/TER MAAT	4
DEM HARRIS/WALZ	72
DE LA CRUZ/GARCIA	1
Write-In Totals	6
Write-In: Invalid	6
Not Assigned	0
Total Votes Cast	592
Contest Totals	594

U.S. Senate

Vote For 1

	TOTAL
IAP CARLTON E. BOWEN	51
REP JOHN CURTIS	470
DEM CAROLINE GLEICH	48
Write-In Totals	7
Write-In: Invalid	7
Write-In: Laird Hamblin	0
Not Assigned	0
Total Votes Cast	576
Contest Totals	594

U.S. House District 4

Vote For 1

	TOTAL
M. EVAN BULLARD	3
UUP VAUGHN R COOK	15
DEM KATRINA FALLICK-WANG	53
REP BURGESS OWENS	503
Total Votes Cast	574
Contest Totals	594

Mona #1

Governor and Lieutenant Governor

Vote For 1

TOTAL

REP COX/HENDERSON	323
IAP WILLIAMS/WILLIAMS III	20
DEM KING/CUMMINGS	47
LIB LATHAM/SHORT	9
TOMENY/TAYLOR	6
Write-In Totals	168
Write-In: Invalid	5
Write-In: Phil Lyman / Natalie	163
Not Assigned	0
Total Votes Cast	573
Contest Totals	594

Attorney General

Vote For 1

TOTAL

REP DEREK BROWN	462
DEM RUDY J BAUTISTA	52
LIB W. ANDREW MCCULLOUGH	9
AUSTIN HEPWORTH	37
UUP MICHELLE QUIST	14
Total Votes Cast	574
Contest Totals	594

State Auditor

Vote For 1

TOTAL

REP TINA CANNON	485
CON JEFFREY L. OSTLER	26
DEM CATHERINE VOUTAZ	51
Total Votes Cast	562
Contest Totals	594

State Treasurer

Vote For 1

TOTAL

UFP MILES POMEROY	17
REP MARLO M. OAKS	483
DEM NEIL A HANSEN	55
Total Votes Cast	555
Contest Totals	594

Mona #1

State Senate District 27

Vote For 1

TOTAL

REP DERRIN R OWENS	489
Total Votes Cast	489
Contest Totals	594

State House District 66

Vote For 1

TOTAL

REP TROY SHELLEY	476
Total Votes Cast	476
Contest Totals	594

County Commission Seat C

Vote For 1

TOTAL

REP MARVIN GARR KENISON	480
Total Votes Cast	480
Contest Totals	594

County Assessor

Vote For 1

TOTAL

REP ZACKARY BUCK	458
Total Votes Cast	458
Contest Totals	594

County Recorder/Surveyor

Vote For 1

TOTAL

REP DEBRA PRISBREY ZIRBES	470
Total Votes Cast	470
Contest Totals	594

County Treasurer

Vote For 1

TOTAL

REP MELANIE M COWAN	481
Total Votes Cast	481
Contest Totals	594

Mona #1

Juab County School Board District 1

Vote For 1

TOTAL

CASSANDRA BEUTLER	149
BRADY BLACKETT	386
Total Votes Cast	535
Contest Totals	594

MATTHEW B. DURRANT Judicial Retention

Vote For 1

TOTAL

YES	369
NO	108
Total Votes Cast	477
Contest Totals	594

RYAN D. TENNEY Judicial Retention

Vote For 1

TOTAL

YES	375
NO	100
Total Votes Cast	475
Contest Totals	594

CHRISTINE S. JOHNSON Judicial Retention

Vote For 1

TOTAL

YES	370
NO	106
Total Votes Cast	476
Contest Totals	594

JENNIFER A. MABEY Judicial Retention

Vote For 1

TOTAL

YES	373
NO	102
Total Votes Cast	475
Contest Totals	594

ROGER WADSWORTH GRIFFIN Judicial Retention

Vote For 1

TOTAL

YES	369
NO	108
Total Votes Cast	477
Contest Totals	594

Mona #1

SEAN M. PETERSEN Judicial Retention

Vote For 1

TOTAL

YES	377
NO	100
Total Votes Cast	477
Contest Totals	594

DEREK P. PULLAN Judicial Retention

Vote For 1

TOTAL

YES	359
NO	114
Total Votes Cast	473
Contest Totals	594

DENISE M. PORTER Judicial Retention

Vote For 1

TOTAL

YES	379
NO	92
Total Votes Cast	471
Contest Totals	594

BRENT H. BARTHOLOMEW Judicial Retention

Vote For 1

TOTAL

YES	376
NO	102
Total Votes Cast	478
Contest Totals	594

BARBARA A FINLINSON Judicial Retention

Vote For 1

TOTAL

YES	402
NO	87
Total Votes Cast	489
Contest Totals	594

Constitutional Amendment B

Vote For 1

TOTAL

FOR	311
AGAINST	241
Total Votes Cast	552
Contest Totals	594

Mona #1

Constitutional Amendment C

Vote For 1

TOTAL

FOR	482
AGAINST	73
Total Votes Cast	555
Contest Totals	594

Mona #2

Statistics	TOTAL
Registered Voters - Total	499
Ballots Cast - Total	446
Ballots Cast - Blank	0
Voter Turnout - Total	89.38%

U.S. President and Vice President

Vote For 1

	TOTAL
WEST/ABDULLAH	0
EVERYLOVE	0
CON SKOUSEN/COMBS	3
GRN STEIN/WARE	0
REP TRUMP/VANCE	382
LIB OLIVER/TER MAAT	4
DEM HARRIS/WALZ	42
DE LA CRUZ/GARCIA	1
Write-In Totals	9
Write-In: Invalid	9
Not Assigned	0
Total Votes Cast	441
Contest Totals	446

U.S. Senate

Vote For 1

	TOTAL
IAP CARLTON E. BOWEN	32
REP JOHN CURTIS	368
DEM CAROLINE GLEICH	29
Write-In Totals	1
Write-In: Invalid	1
Write-In: Laird Hamblin	0
Not Assigned	0
Total Votes Cast	430
Contest Totals	446

U.S. House District 4

Vote For 1

	TOTAL
M. EVAN BULLARD	6
UUP VAUGHN R COOK	16
DEM KATRINA FALLICK-WANG	28
REP BURGESS OWENS	380
Total Votes Cast	430
Contest Totals	446

Mona #2

Governor and Lieutenant Governor

Vote For 1

TOTAL

REP COX/HENDERSON	285
IAP WILLIAMS/WILLIAMS III	12
DEM KING/CUMMINGS	26
LIB LATHAM/SHORT	8
TOMENY/TAYLOR	1
Write-In Totals	104
Write-In: Invalid	4
Write-In: Phil Lyman / Natalie	100
Not Assigned	0
Total Votes Cast	436
Contest Totals	446

Attorney General

Vote For 1

TOTAL

REP DEREK BROWN	348
DEM RUDY J BAUTISTA	29
LIB W. ANDREW MCCULLOUGH	11
AUSTIN HEPWORTH	26
UUP MICHELLE QUIST	12
Total Votes Cast	426
Contest Totals	446

State Auditor

Vote For 1

TOTAL

REP TINA CANNON	373
CON JEFFREY L. OSTLER	18
DEM CATHERINE VOUTAZ	30
Total Votes Cast	421
Contest Totals	446

State Treasurer

Vote For 1

TOTAL

UFP MILES POMEROY	10
REP MARLO M. OAKS	374
DEM NEIL A HANSEN	22
Total Votes Cast	406
Contest Totals	446

Mona #2

State Senate District 27

Vote For 1

TOTAL

REP DERRIN R OWENS	383
Total Votes Cast	383
Contest Totals	446

State House District 66

Vote For 1

TOTAL

REP TROY SHELLEY	370
Total Votes Cast	370
Contest Totals	446

County Commission Seat C

Vote For 1

TOTAL

REP MARVIN GARR KENISON	366
Total Votes Cast	366
Contest Totals	446

County Assessor

Vote For 1

TOTAL

REP ZACKARY BUCK	354
Total Votes Cast	354
Contest Totals	446

County Recorder/Surveyor

Vote For 1

TOTAL

REP DEBRA PRISBREY ZIRBES	357
Total Votes Cast	357
Contest Totals	446

County Treasurer

Vote For 1

TOTAL

REP MELANIE M COWAN	364
Total Votes Cast	364
Contest Totals	446

Mona #2

Juab County School Board District 1

Vote For 1

TOTAL

CASSANDRA BEUTLER	235
BRADY BLACKETT	160
Total Votes Cast	395
Contest Totals	446

MATTHEW B. DURRANT Judicial Retention

Vote For 1

TOTAL

YES	306
NO	47
Total Votes Cast	353
Contest Totals	446

RYAN D. TENNEY Judicial Retention

Vote For 1

TOTAL

YES	307
NO	49
Total Votes Cast	356
Contest Totals	446

CHRISTINE S. JOHNSON Judicial Retention

Vote For 1

TOTAL

YES	301
NO	57
Total Votes Cast	358
Contest Totals	446

JENNIFER A. MABEY Judicial Retention

Vote For 1

TOTAL

YES	296
NO	59
Total Votes Cast	355
Contest Totals	446

ROGER WADSWORTH GRIFFIN Judicial Retention

Vote For 1

TOTAL

YES	295
NO	59
Total Votes Cast	354
Contest Totals	446

Mona #2

SEAN M. PETERSEN Judicial Retention

Vote For 1

TOTAL

YES	292
NO	59
Total Votes Cast	351
Contest Totals	446

DEREK P. PULLAN Judicial Retention

Vote For 1

TOTAL

YES	288
NO	64
Total Votes Cast	352
Contest Totals	446

DENISE M. PORTER Judicial Retention

Vote For 1

TOTAL

YES	285
NO	65
Total Votes Cast	350
Contest Totals	446

BRENT H. BARTHOLOMEW Judicial Retention

Vote For 1

TOTAL

YES	295
NO	58
Total Votes Cast	353
Contest Totals	446

BARBARA A FINLINSON Judicial Retention

Vote For 1

TOTAL

YES	304
NO	50
Total Votes Cast	354
Contest Totals	446

Constitutional Amendment B

Vote For 1

TOTAL

FOR	262
AGAINST	142
Total Votes Cast	404
Contest Totals	446

Mona #2

Constitutional Amendment C

Vote For 1

TOTAL

FOR	366
AGAINST	48
Total Votes Cast	414
Contest Totals	446

Nephi #3

Statistics	TOTAL
Registered Voters - Total	574
Ballots Cast - Total	499
Ballots Cast - Blank	0
Voter Turnout - Total	86.93%

U.S. President and Vice President

Vote For 1

	TOTAL
WEST/ABDULLAH	0
EVERYLOVE	0
CON SKOUSEN/COMBS	2
GRN STEIN/WARE	1
REP TRUMP/VANCE	439
LIB OLIVER/TER MAAT	3
DEM HARRIS/WALZ	47
DE LA CRUZ/GARCIA	0
Write-In Totals	5
Write-In: Invalid	5
Not Assigned	0
Total Votes Cast	497
Contest Totals	499

U.S. Senate

Vote For 1

	TOTAL
IAP CARLTON E. BOWEN	27
REP JOHN CURTIS	410
DEM CAROLINE GLEICH	46
Write-In Totals	0
Write-In: Invalid	0
Write-In: Laird Hamblin	0
Not Assigned	0
Total Votes Cast	483
Contest Totals	499

U.S. House District 4

Vote For 1

	TOTAL
M. EVAN BULLARD	7
UUP VAUGHN R COOK	12
DEM KATRINA FALLICK-WANG	38
REP BURGESS OWENS	425
Total Votes Cast	482
Contest Totals	499

Nephi #3

Governor and Lieutenant Governor

Vote For 1

TOTAL

REP COX/HENDERSON	306
IAP WILLIAMS/WILLIAMS III	10
DEM KING/CUMMINGS	38
LIB LATHAM/SHORT	9
TOMENY/TAYLOR	9
Write-In Totals	114
Write-In: Invalid	2
Write-In: Phil Lyman / Natalie	112
Not Assigned	0
Total Votes Cast	486
Contest Totals	499

Attorney General

Vote For 1

TOTAL

REP DEREK BROWN	398
DEM RUDY J BAUTISTA	32
LIB W. ANDREW MCCULLOUGH	20
AUSTIN HEPWORTH	10
UUP MICHELLE QUIST	16
Total Votes Cast	476
Contest Totals	499

State Auditor

Vote For 1

TOTAL

REP TINA CANNON	405
CON JEFFREY L. OSTLER	32
DEM CATHERINE VOUTAZ	37
Total Votes Cast	474
Contest Totals	499

State Treasurer

Vote For 1

TOTAL

UFP MILES POMEROY	15
REP MARLO M. OAKS	405
DEM NEIL A HANSEN	43
Total Votes Cast	463
Contest Totals	499

Nephi #3

State Senate District 27

Vote For 1

TOTAL

REP DERRIN R OWENS	420
Total Votes Cast	420
Contest Totals	499

State House District 66

Vote For 1

TOTAL

REP TROY SHELLEY	417
Total Votes Cast	417
Contest Totals	499

County Commission Seat C

Vote For 1

TOTAL

REP MARVIN GARR KENISON	421
Total Votes Cast	421
Contest Totals	499

County Assessor

Vote For 1

TOTAL

REP ZACKARY BUCK	416
Total Votes Cast	416
Contest Totals	499

County Recorder/Surveyor

Vote For 1

TOTAL

REP DEBRA PRISBREY ZIRBES	416
Total Votes Cast	416
Contest Totals	499

County Treasurer

Vote For 1

TOTAL

REP MELANIE M COWAN	419
Total Votes Cast	419
Contest Totals	499

Nephi #3

Juab County School Board District 2

Vote For 1

TOTAL

J. BART MILLS	394
Total Votes Cast	394
Contest Totals	499

MATTHEW B. DURRANT Judicial Retention

Vote For 1

TOTAL

YES	358
NO	39
Total Votes Cast	397
Contest Totals	499

RYAN D. TENNEY Judicial Retention

Vote For 1

TOTAL

YES	352
NO	39
Total Votes Cast	391
Contest Totals	499

CHRISTINE S. JOHNSON Judicial Retention

Vote For 1

TOTAL

YES	354
NO	42
Total Votes Cast	396
Contest Totals	499

JENNIFER A. MABEY Judicial Retention

Vote For 1

TOTAL

YES	351
NO	41
Total Votes Cast	392
Contest Totals	499

ROGER WADSWORTH GRIFFIN Judicial Retention

Vote For 1

TOTAL

YES	348
NO	48
Total Votes Cast	396
Contest Totals	499

Nephi #3

SEAN M. PETERSEN Judicial Retention

Vote For 1

TOTAL

YES	343
NO	50
Total Votes Cast	393
Contest Totals	499

DEREK P. PULLAN Judicial Retention

Vote For 1

TOTAL

YES	332
NO	65
Total Votes Cast	397
Contest Totals	499

DENISE M. PORTER Judicial Retention

Vote For 1

TOTAL

YES	343
NO	51
Total Votes Cast	394
Contest Totals	499

BRENT H. BARTHOLOMEW Judicial Retention

Vote For 1

TOTAL

YES	346
NO	52
Total Votes Cast	398
Contest Totals	499

BARBARA A FINLINSON Judicial Retention

Vote For 1

TOTAL

YES	371
NO	35
Total Votes Cast	406
Contest Totals	499

Constitutional Amendment B

Vote For 1

TOTAL

FOR	269
AGAINST	177
Total Votes Cast	446
Contest Totals	499

Nephi #3

Constitutional Amendment C

Vote For 1

TOTAL

FOR	401
AGAINST	62
Total Votes Cast	463
Contest Totals	499

Nephi #4

Statistics	TOTAL
Registered Voters - Total	919
Ballots Cast - Total	801
Ballots Cast - Blank	0
Voter Turnout - Total	87.16%

U.S. President and Vice President

Vote For 1

	TOTAL
WEST/ABDULLAH	0
EVERYLOVE	4
CON SKOUSEN/COMBS	0
GRN STEIN/WARE	2
REP TRUMP/VANCE	675
LIB OLIVER/TER MAAT	4
DEM HARRIS/WALZ	104
DE LA CRUZ/GARCIA	1
Write-In Totals	7
Write-In: Invalid	7
Not Assigned	0
Total Votes Cast	797
Contest Totals	801

U.S. Senate

Vote For 1

	TOTAL
IAP CARLTON E. BOWEN	50
REP JOHN CURTIS	629
DEM CAROLINE GLEICH	91
Write-In Totals	9
Write-In: Invalid	8
Write-In: Laird Hamblin	1
Not Assigned	0
Total Votes Cast	779
Contest Totals	801

U.S. House District 4

Vote For 1

	TOTAL
M. EVAN BULLARD	12
UUP VAUGHN R COOK	10
DEM KATRINA FALLICK-WANG	89
REP BURGESS OWENS	658
Total Votes Cast	769
Contest Totals	801

Nephi #4

Governor and Lieutenant Governor

Vote For 1

TOTAL

REP COX/HENDERSON	466
IAP WILLIAMS/WILLIAMS III	28
DEM KING/CUMMINGS	73
LIB LATHAM/SHORT	19
TOMENY/TAYLOR	6
Write-In Totals	181
Write-In: Invalid	4
Write-In: Phil Lyman / Natalie	177
Not Assigned	0
Total Votes Cast	773
Contest Totals	801

Attorney General

Vote For 1

TOTAL

REP DEREK BROWN	619
DEM RUDY J BAUTISTA	75
LIB W. ANDREW MCCULLOUGH	24
AUSTIN HEPWORTH	26
UUP MICHELLE QUIST	28
Total Votes Cast	772
Contest Totals	801

State Auditor

Vote For 1

TOTAL

REP TINA CANNON	633
CON JEFFREY L. OSTLER	49
DEM CATHERINE VOUTAZ	81
Total Votes Cast	763
Contest Totals	801

State Treasurer

Vote For 1

TOTAL

UFP MILES POMEROY	23
REP MARLO M. OAKS	623
DEM NEIL A HANSEN	92
Total Votes Cast	738
Contest Totals	801

Nephi #4

State Senate District 27

Vote For 1

TOTAL

REP DERRIN R OWENS	669
Total Votes Cast	669
Contest Totals	801

State House District 66

Vote For 1

TOTAL

REP TROY SHELLEY	651
Total Votes Cast	651
Contest Totals	801

County Commission Seat C

Vote For 1

TOTAL

REP MARVIN GARR KENISON	658
Total Votes Cast	658
Contest Totals	801

County Assessor

Vote For 1

TOTAL

REP ZACKARY BUCK	640
Total Votes Cast	640
Contest Totals	801

County Recorder/Surveyor

Vote For 1

TOTAL

REP DEBRA PRISBREY ZIRBES	677
Total Votes Cast	677
Contest Totals	801

County Treasurer

Vote For 1

TOTAL

REP MELANIE M COWAN	672
Total Votes Cast	672
Contest Totals	801

Nephi #4

Juab County School Board District 3

Vote For 1

TOTAL

JANET G WARE	621
Total Votes Cast	621
Contest Totals	801

MATTHEW B. DURRANT Judicial Retention

Vote For 1

TOTAL

YES	552
NO	111
Total Votes Cast	663
Contest Totals	801

RYAN D. TENNEY Judicial Retention

Vote For 1

TOTAL

YES	539
NO	120
Total Votes Cast	659
Contest Totals	801

CHRISTINE S. JOHNSON Judicial Retention

Vote For 1

TOTAL

YES	542
NO	124
Total Votes Cast	666
Contest Totals	801

JENNIFER A. MABEY Judicial Retention

Vote For 1

TOTAL

YES	542
NO	115
Total Votes Cast	657
Contest Totals	801

ROGER WADSWORTH GRIFFIN Judicial Retention

Vote For 1

TOTAL

YES	532
NO	128
Total Votes Cast	660
Contest Totals	801

Nephi #4

SEAN M. PETERSEN Judicial Retention

Vote For 1

TOTAL

YES	528
NO	129
Total Votes Cast	657
Contest Totals	801

DEREK P. PULLAN Judicial Retention

Vote For 1

TOTAL

YES	530
NO	127
Total Votes Cast	657
Contest Totals	801

DENISE M. PORTER Judicial Retention

Vote For 1

TOTAL

YES	537
NO	120
Total Votes Cast	657
Contest Totals	801

BRENT H. BARTHOLOMEW Judicial Retention

Vote For 1

TOTAL

YES	545
NO	116
Total Votes Cast	661
Contest Totals	801

BARBARA A FINLINSON Judicial Retention

Vote For 1

TOTAL

YES	590
NO	97
Total Votes Cast	687
Contest Totals	801

Constitutional Amendment B

Vote For 1

TOTAL

FOR	441
AGAINST	284
Total Votes Cast	725
Contest Totals	801

Nephi #4

Constitutional Amendment C

Vote For 1

TOTAL

FOR	619
AGAINST	123
Total Votes Cast	742
Contest Totals	801

Nephi #5

Statistics	TOTAL
Registered Voters - Total	963
Ballots Cast - Total	825
Ballots Cast - Blank	0
Voter Turnout - Total	85.67%

U.S. President and Vice President

Vote For 1

	TOTAL
WEST/ABDULLAH	0
EVERYLOVE	2
CON SKOUSEN/COMBS	1
GRN STEIN/WARE	1
REP TRUMP/VANCE	699
LIB OLIVER/TER MAAT	7
DEM HARRIS/WALZ	103
DE LA CRUZ/GARCIA	0
Write-In Totals	6
Write-In: Invalid	6
Not Assigned	0
Total Votes Cast	819
Contest Totals	825

U.S. Senate

Vote For 1

	TOTAL
IAP CARLTON E. BOWEN	40
REP JOHN CURTIS	676
DEM CAROLINE GLEICH	82
Write-In Totals	8
Write-In: Invalid	8
Write-In: Laird Hamblin	0
Not Assigned	0
Total Votes Cast	806
Contest Totals	825

U.S. House District 4

Vote For 1

	TOTAL
M. EVAN BULLARD	6
UUP VAUGHN R COOK	21
DEM KATRINA FALLICK-WANG	80
REP BURGESS OWENS	688
Total Votes Cast	795
Contest Totals	825

Nephi #5

Governor and Lieutenant Governor

Vote For 1

TOTAL

REP COX/HENDERSON	524
IAP WILLIAMS/WILLIAMS III	15
DEM KING/CUMMINGS	73
LIB LATHAM/SHORT	24
TOMENY/TAYLOR	3
Write-In Totals	162
Write-In: Invalid	5
Write-In: Phil Lyman / Natalie	157
Not Assigned	0
Total Votes Cast	801
Contest Totals	825

Attorney General

Vote For 1

TOTAL

REP DEREK BROWN	655
DEM RUDY J BAUTISTA	76
LIB W. ANDREW MCCULLOUGH	18
AUSTIN HEPWORTH	18
UUP MICHELLE QUIST	24
Total Votes Cast	791
Contest Totals	825

State Auditor

Vote For 1

TOTAL

REP TINA CANNON	652
CON JEFFREY L. OSTLER	51
DEM CATHERINE VOUTAZ	80
Total Votes Cast	783
Contest Totals	825

State Treasurer

Vote For 1

TOTAL

UFP MILES POMEROY	18
REP MARLO M. OAKS	658
DEM NEIL A HANSEN	89
Total Votes Cast	765
Contest Totals	825

Nephi #5

State Senate District 27

Vote For 1

TOTAL

REP DERRIN R OWENS	697
Total Votes Cast	697
Contest Totals	825

State House District 66

Vote For 1

TOTAL

REP TROY SHELLEY	667
Total Votes Cast	667
Contest Totals	825

County Commission Seat C

Vote For 1

TOTAL

REP MARVIN GARR KENISON	691
Total Votes Cast	691
Contest Totals	825

County Assessor

Vote For 1

TOTAL

REP ZACKARY BUCK	657
Total Votes Cast	657
Contest Totals	825

County Recorder/Surveyor

Vote For 1

TOTAL

REP DEBRA PRISBREY ZIRBES	679
Total Votes Cast	679
Contest Totals	825

County Treasurer

Vote For 1

TOTAL

REP MELANIE M COWAN	699
Total Votes Cast	699
Contest Totals	825

Nephi #5

MATTHEW B. DURRANT Judicial Retention

Vote For 1

TOTAL

YES	539
NO	130
Total Votes Cast	669
Contest Totals	825

RYAN D. TENNEY Judicial Retention

Vote For 1

TOTAL

YES	531
NO	134
Total Votes Cast	665
Contest Totals	825

CHRISTINE S. JOHNSON Judicial Retention

Vote For 1

TOTAL

YES	543
NO	125
Total Votes Cast	668
Contest Totals	825

JENNIFER A. MABEY Judicial Retention

Vote For 1

TOTAL

YES	545
NO	136
Total Votes Cast	681
Contest Totals	825

ROGER WADSWORTH GRIFFIN Judicial Retention

Vote For 1

TOTAL

YES	533
NO	144
Total Votes Cast	677
Contest Totals	825

SEAN M. PETERSEN Judicial Retention

Vote For 1

TOTAL

YES	548
NO	128
Total Votes Cast	676
Contest Totals	825

Nephi #5

DEREK P. PULLAN Judicial Retention

Vote For 1

TOTAL

YES	520
NO	156
Total Votes Cast	676
Contest Totals	825

DENISE M. PORTER Judicial Retention

Vote For 1

TOTAL

YES	534
NO	137
Total Votes Cast	671
Contest Totals	825

BRENT H. BARTHOLOMEW Judicial Retention

Vote For 1

TOTAL

YES	545
NO	130
Total Votes Cast	675
Contest Totals	825

BARBARA A FINLINSON Judicial Retention

Vote For 1

TOTAL

YES	609
NO	111
Total Votes Cast	720
Contest Totals	825

Constitutional Amendment B

Vote For 1

TOTAL

FOR	430
AGAINST	338
Total Votes Cast	768
Contest Totals	825

Constitutional Amendment C

Vote For 1

TOTAL

FOR	685
AGAINST	89
Total Votes Cast	774
Contest Totals	825

Nephi #6

Statistics	TOTAL
Registered Voters - Total	724
Ballots Cast - Total	645
Ballots Cast - Blank	0
Voter Turnout - Total	89.09%

U.S. President and Vice President

Vote For 1

	TOTAL
WEST/ABDULLAH	0
EVERYLOVE	0
CON SKOUSEN/COMBS	2
GRN STEIN/WARE	2
REP TRUMP/VANCE	569
LIB OLIVER/TER MAAT	4
DEM HARRIS/WALZ	55
DE LA CRUZ/GARCIA	2
Write-In Totals	7
Write-In: Invalid	7
Not Assigned	0
Total Votes Cast	641
Contest Totals	645

U.S. Senate

Vote For 1

	TOTAL
IAP CARLTON E. BOWEN	26
REP JOHN CURTIS	545
DEM CAROLINE GLEICH	51
Write-In Totals	5
Write-In: Invalid	5
Write-In: Laird Hamblin	0
Not Assigned	0
Total Votes Cast	627
Contest Totals	645

U.S. House District 4

Vote For 1

	TOTAL
M. EVAN BULLARD	5
UUP VAUGHN R COOK	16
DEM KATRINA FALLICK-WANG	42
REP BURGESS OWENS	558
Total Votes Cast	621
Contest Totals	645

Nephi #6

Governor and Lieutenant Governor

Vote For 1

TOTAL

REP COX/HENDERSON	411
IAP WILLIAMS/WILLIAMS III	11
DEM KING/CUMMINGS	40
LIB LATHAM/SHORT	12
TOMENY/TAYLOR	2
Write-In Totals	153
Write-In: Invalid	3
Write-In: Phil Lyman / Natalie	150
Not Assigned	0
Total Votes Cast	629
Contest Totals	645

Attorney General

Vote For 1

TOTAL

REP DEREK BROWN	526
DEM RUDY J BAUTISTA	42
LIB W. ANDREW MCCULLOUGH	17
AUSTIN HEPWORTH	13
UUP MICHELLE QUIST	20
Total Votes Cast	618
Contest Totals	645

State Auditor

Vote For 1

TOTAL

REP TINA CANNON	527
CON JEFFREY L. OSTLER	32
DEM CATHERINE VOUTAZ	50
Total Votes Cast	609
Contest Totals	645

State Treasurer

Vote For 1

TOTAL

UFP MILES POMEROY	19
REP MARLO M. OAKS	524
DEM NEIL A HANSEN	49
Total Votes Cast	592
Contest Totals	645

Nephi #6

State Senate District 27

Vote For 1

TOTAL

REP DERRIN R OWENS	543
Total Votes Cast	543
Contest Totals	645

State House District 66

Vote For 1

TOTAL

REP TROY SHELLEY	526
Total Votes Cast	526
Contest Totals	645

County Commission Seat C

Vote For 1

TOTAL

REP MARVIN GARR KENISON	529
Total Votes Cast	529
Contest Totals	645

County Assessor

Vote For 1

TOTAL

REP ZACKARY BUCK	521
Total Votes Cast	521
Contest Totals	645

County Recorder/Surveyor

Vote For 1

TOTAL

REP DEBRA PRISBREY ZIRBES	528
Total Votes Cast	528
Contest Totals	645

County Treasurer

Vote For 1

TOTAL

REP MELANIE M COWAN	535
Total Votes Cast	535
Contest Totals	645

Nephi #6

MATTHEW B. DURRANT Judicial Retention

Vote For 1

TOTAL

YES	440
NO	71
Total Votes Cast	511
Contest Totals	645

RYAN D. TENNEY Judicial Retention

Vote For 1

TOTAL

YES	436
NO	76
Total Votes Cast	512
Contest Totals	645

CHRISTINE S. JOHNSON Judicial Retention

Vote For 1

TOTAL

YES	442
NO	75
Total Votes Cast	517
Contest Totals	645

JENNIFER A. MABEY Judicial Retention

Vote For 1

TOTAL

YES	455
NO	65
Total Votes Cast	520
Contest Totals	645

ROGER WADSWORTH GRIFFIN Judicial Retention

Vote For 1

TOTAL

YES	448
NO	71
Total Votes Cast	519
Contest Totals	645

SEAN M. PETERSEN Judicial Retention

Vote For 1

TOTAL

YES	447
NO	67
Total Votes Cast	514
Contest Totals	645

Nephi #6

DEREK P. PULLAN Judicial Retention

Vote For 1

TOTAL

YES	428
NO	92
Total Votes Cast	520
Contest Totals	645

DENISE M. PORTER Judicial Retention

Vote For 1

TOTAL

YES	453
NO	68
Total Votes Cast	521
Contest Totals	645

BRENT H. BARTHOLOMEW Judicial Retention

Vote For 1

TOTAL

YES	463
NO	64
Total Votes Cast	527
Contest Totals	645

BARBARA A FINLINSON Judicial Retention

Vote For 1

TOTAL

YES	502
NO	52
Total Votes Cast	554
Contest Totals	645

Constitutional Amendment B

Vote For 1

TOTAL

FOR	367
AGAINST	221
Total Votes Cast	588
Contest Totals	645

Constitutional Amendment C

Vote For 1

TOTAL

FOR	522
AGAINST	76
Total Votes Cast	598
Contest Totals	645

Nephi #7

Statistics	TOTAL
Registered Voters - Total	896
Ballots Cast - Total	788
Ballots Cast - Blank	0
Voter Turnout - Total	87.95%

U.S. President and Vice President

Vote For 1

	TOTAL
WEST/ABDULLAH	2
EVERYLOVE	0
CON SKOUSEN/COMBS	1
GRN STEIN/WARE	2
REP TRUMP/VANCE	668
LIB OLIVER/TER MAAT	5
DEM HARRIS/WALZ	99
DE LA CRUZ/GARCIA	0
Write-In Totals	5
Write-In: Invalid	5
Not Assigned	0
Total Votes Cast	782
Contest Totals	788

U.S. Senate

Vote For 1

	TOTAL
IAP CARLTON E. BOWEN	30
REP JOHN CURTIS	653
DEM CAROLINE GLEICH	71
Write-In Totals	9
Write-In: Invalid	9
Write-In: Laird Hamblin	0
Not Assigned	0
Total Votes Cast	763
Contest Totals	788

U.S. House District 4

Vote For 1

	TOTAL
M. EVAN BULLARD	9
UUP VAUGHN R COOK	19
DEM KATRINA FALLICK-WANG	78
REP BURGESS OWENS	645
Total Votes Cast	751
Contest Totals	788

Nephi #7

Governor and Lieutenant Governor

Vote For 1

TOTAL

REP COX/HENDERSON	516
IAP WILLIAMS/WILLIAMS III	24
DEM KING/CUMMINGS	58
LIB LATHAM/SHORT	20
TOMENY/TAYLOR	4
Write-In Totals	140
Write-In: Invalid	3
Write-In: Phil Lyman / Natalie	137
Not Assigned	0
Total Votes Cast	762
Contest Totals	788

Attorney General

Vote For 1

TOTAL

REP DEREK BROWN	619
DEM RUDY J BAUTISTA	63
LIB W. ANDREW MCCULLOUGH	17
AUSTIN HEPWORTH	31
UUP MICHELLE QUIST	29
Total Votes Cast	759
Contest Totals	788

State Auditor

Vote For 1

TOTAL

REP TINA CANNON	632
CON JEFFREY L. OSTLER	43
DEM CATHERINE VOUTAZ	77
Total Votes Cast	752
Contest Totals	788

State Treasurer

Vote For 1

TOTAL

UFP MILES POMEROY	26
REP MARLO M. OAKS	630
DEM NEIL A HANSEN	72
Total Votes Cast	728
Contest Totals	788

Nephi #7

State Senate District 27

Vote For 1

TOTAL

REP DERRIN R OWENS	671
Total Votes Cast	671
Contest Totals	788

State House District 66

Vote For 1

TOTAL

REP TROY SHELLEY	641
Total Votes Cast	641
Contest Totals	788

County Commission Seat C

Vote For 1

TOTAL

REP MARVIN GARR KENISON	649
Total Votes Cast	649
Contest Totals	788

County Assessor

Vote For 1

TOTAL

REP ZACKARY BUCK	623
Total Votes Cast	623
Contest Totals	788

County Recorder/Surveyor

Vote For 1

TOTAL

REP DEBRA PRISBREY ZIRBES	644
Total Votes Cast	644
Contest Totals	788

County Treasurer

Vote For 1

TOTAL

REP MELANIE M COWAN	646
Total Votes Cast	646
Contest Totals	788

Nephi #7

Juab County School Board District 2

Vote For 1

TOTAL

J. BART MILLS	635
Total Votes Cast	635
Contest Totals	788

MATTHEW B. DURRANT Judicial Retention

Vote For 1

TOTAL

YES	529
NO	86
Total Votes Cast	615
Contest Totals	788

RYAN D. TENNEY Judicial Retention

Vote For 1

TOTAL

YES	524
NO	87
Total Votes Cast	611
Contest Totals	788

CHRISTINE S. JOHNSON Judicial Retention

Vote For 1

TOTAL

YES	529
NO	87
Total Votes Cast	616
Contest Totals	788

JENNIFER A. MABEY Judicial Retention

Vote For 1

TOTAL

YES	517
NO	94
Total Votes Cast	611
Contest Totals	788

ROGER WADSWORTH GRIFFIN Judicial Retention

Vote For 1

TOTAL

YES	507
NO	103
Total Votes Cast	610
Contest Totals	788

Nephi #7

SEAN M. PETERSEN Judicial Retention

Vote For 1

TOTAL

YES	508
NO	100
Total Votes Cast	608
Contest Totals	788

DEREK P. PULLAN Judicial Retention

Vote For 1

TOTAL

YES	496
NO	111
Total Votes Cast	607
Contest Totals	788

DENISE M. PORTER Judicial Retention

Vote For 1

TOTAL

YES	510
NO	100
Total Votes Cast	610
Contest Totals	788

BRENT H. BARTHOLOMEW Judicial Retention

Vote For 1

TOTAL

YES	524
NO	91
Total Votes Cast	615
Contest Totals	788

BARBARA A FINLINSON Judicial Retention

Vote For 1

TOTAL

YES	557
NO	91
Total Votes Cast	648
Contest Totals	788

Constitutional Amendment B

Vote For 1

TOTAL

FOR	432
AGAINST	282
Total Votes Cast	714
Contest Totals	788

Nephi #7

Constitutional Amendment C

Vote For 1

TOTAL

FOR	635
AGAINST	82
Total Votes Cast	717
Contest Totals	788

Rocky Ridge #1

Statistics	TOTAL
Registered Voters - Total	378
Ballots Cast - Total	354
Ballots Cast - Blank	0
Voter Turnout - Total	93.65%

U.S. President and Vice President

Vote For 1

	TOTAL
WEST/ABDULLAH	0
EVERYLOVE	0
CON SKOUSEN/COMBS	16
GRN STEIN/WARE	0
REP TRUMP/VANCE	328
LIB OLIVER/TER MAAT	0
DEM HARRIS/WALZ	6
DE LA CRUZ/GARCIA	0
Write-In Totals	2
Write-In: Invalid	2
Not Assigned	0
Total Votes Cast	352
Contest Totals	354

U.S. Senate

Vote For 1

	TOTAL
IAP CARLTON E. BOWEN	154
REP JOHN CURTIS	176
DEM CAROLINE GLEICH	7
Write-In Totals	5
Write-In: Invalid	5
Write-In: Laird Hamblin	0
Not Assigned	0
Total Votes Cast	342
Contest Totals	354

U.S. House District 4

Vote For 1

	TOTAL
M. EVAN BULLARD	5
UUP VAUGHN R COOK	11
DEM KATRINA FALLICK-WANG	5
REP BURGESS OWENS	321
Total Votes Cast	342
Contest Totals	354

Rocky Ridge #1

Governor and Lieutenant Governor

Vote For 1

TOTAL

REP COX/HENDERSON	40
IAP WILLIAMS/WILLIAMS III	10
DEM KING/CUMMINGS	7
LIB LATHAM/SHORT	4
TOMENY/TAYLOR	1
Write-In Totals	281
Write-In: Invalid	1
Write-In: Phil Lyman / Natalie	280
Not Assigned	0
Total Votes Cast	343
Contest Totals	354

Attorney General

Vote For 1

TOTAL

REP DEREK BROWN	160
DEM RUDY J BAUTISTA	6
LIB W. ANDREW MCCULLOUGH	31
AUSTIN HEPWORTH	124
UUP MICHELLE QUIST	11
Total Votes Cast	332
Contest Totals	354

State Auditor

Vote For 1

TOTAL

REP TINA CANNON	269
CON JEFFREY L. OSTLER	60
DEM CATHERINE VOUTAZ	7
Total Votes Cast	336
Contest Totals	354

State Treasurer

Vote For 1

TOTAL

UFP MILES POMEROY	16
REP MARLO M. OAKS	309
DEM NEIL A HANSEN	3
Total Votes Cast	328
Contest Totals	354

Rocky Ridge #1

State Senate District 27

Vote For 1

TOTAL

REP DERRIN R OWENS	276
Total Votes Cast	276
Contest Totals	354

State House District 66

Vote For 1

TOTAL

REP TROY SHELLEY	262
Total Votes Cast	262
Contest Totals	354

County Commission Seat C

Vote For 1

TOTAL

REP MARVIN GARR KENISON	255
Total Votes Cast	255
Contest Totals	354

County Assessor

Vote For 1

TOTAL

REP ZACKARY BUCK	243
Total Votes Cast	243
Contest Totals	354

County Recorder/Surveyor

Vote For 1

TOTAL

REP DEBRA PRISBREY ZIRBES	252
Total Votes Cast	252
Contest Totals	354

County Treasurer

Vote For 1

TOTAL

REP MELANIE M COWAN	251
Total Votes Cast	251
Contest Totals	354

Rocky Ridge #1

Juab County School Board District 1

Vote For 1

TOTAL

CASSANDRA BEUTLER	106
BRADY BLACKETT	163
Total Votes Cast	269
Contest Totals	354

MATTHEW B. DURRANT Judicial Retention

Vote For 1

TOTAL

YES	135
NO	167
Total Votes Cast	302
Contest Totals	354

RYAN D. TENNEY Judicial Retention

Vote For 1

TOTAL

YES	131
NO	169
Total Votes Cast	300
Contest Totals	354

CHRISTINE S. JOHNSON Judicial Retention

Vote For 1

TOTAL

YES	132
NO	171
Total Votes Cast	303
Contest Totals	354

JENNIFER A. MABEY Judicial Retention

Vote For 1

TOTAL

YES	130
NO	171
Total Votes Cast	301
Contest Totals	354

ROGER WADSWORTH GRIFFIN Judicial Retention

Vote For 1

TOTAL

YES	103
NO	194
Total Votes Cast	297
Contest Totals	354

Rocky Ridge #1

SEAN M. PETERSEN Judicial Retention

Vote For 1

TOTAL

YES	126
NO	175
Total Votes Cast	301
Contest Totals	354

DEREK P. PULLAN Judicial Retention

Vote For 1

TOTAL

YES	101
NO	198
Total Votes Cast	299
Contest Totals	354

DENISE M. PORTER Judicial Retention

Vote For 1

TOTAL

YES	127
NO	174
Total Votes Cast	301
Contest Totals	354

BRENT H. BARTHOLOMEW Judicial Retention

Vote For 1

TOTAL

YES	116
NO	185
Total Votes Cast	301
Contest Totals	354

BARBARA A FINLINSON Judicial Retention

Vote For 1

TOTAL

YES	135
NO	168
Total Votes Cast	303
Contest Totals	354

Constitutional Amendment B

Vote For 1

TOTAL

FOR	157
AGAINST	181
Total Votes Cast	338
Contest Totals	354

Rocky Ridge #1

Constitutional Amendment C

Vote For 1

TOTAL

FOR	286
AGAINST	55
Total Votes Cast	341
Contest Totals	354

Callao #1

Statistics	TOTAL
Registered Voters - Total	123
Ballots Cast - Total	111
Ballots Cast - Blank	0
Voter Turnout - Total	90.24%

U.S. President and Vice President

Vote For 1

	TOTAL
WEST/ABDULLAH	0
EVERYLOVE	0
CON SKOUSEN/COMBS	6
GRN STEIN/WARE	0
REP TRUMP/VANCE	87
LIB OLIVER/TER MAAT	1
DEM HARRIS/WALZ	15
DE LA CRUZ/GARCIA	0
Write-In Totals	2
Write-In: Invalid	2
Not Assigned	0
Total Votes Cast	111
Contest Totals	111

U.S. Senate

Vote For 1

	TOTAL
IAP CARLTON E. BOWEN	25
REP JOHN CURTIS	71
DEM CAROLINE GLEICH	9
Write-In Totals	3
Write-In: Invalid	3
Write-In: Laird Hamblin	0
Not Assigned	0
Total Votes Cast	108
Contest Totals	111

U.S. House District 2

Vote For 1

	TOTAL
DEM NATHANIEL E WOODWARD	12
CON CASSIE EASLEY	26
REP CELESTE MALOY	65
TYLER MURSET	2
Total Votes Cast	105
Contest Totals	111

Callao #1

Governor and Lieutenant Governor

Vote For 1

TOTAL

REP COX/HENDERSON	47
IAP WILLIAMS/WILLIAMS III	3
DEM KING/CUMMINGS	5
LIB LATHAM/SHORT	7
TOMENY/TAYLOR	0
Write-In Totals	46
Write-In: Invalid	0
Write-In: Phil Lyman / Natalie	46
Not Assigned	0
Total Votes Cast	108
Contest Totals	111

Attorney General

Vote For 1

TOTAL

REP DEREK BROWN	67
DEM RUDY J BAUTISTA	8
LIB W. ANDREW MCCULLOUGH	7
AUSTIN HEPWORTH	19
UUP MICHELLE QUIST	6
Total Votes Cast	107
Contest Totals	111

State Auditor

Vote For 1

TOTAL

REP TINA CANNON	71
CON JEFFREY L. OSTLER	20
DEM CATHERINE VOUTAZ	11
Total Votes Cast	102
Contest Totals	111

State Treasurer

Vote For 1

TOTAL

UFP MILES POMEROY	9
REP MARLO M. OAKS	81
DEM NEIL A HANSEN	11
Total Votes Cast	101
Contest Totals	111

Callao #1

State House District 29

Vote For 1

TOTAL

REP BRIDGER BOLINDER	83
DEM RON DRAPER	16
Total Votes Cast	99
Contest Totals	111

County Commission Seat C

Vote For 1

TOTAL

REP MARVIN GARR KENISON	82
Total Votes Cast	82
Contest Totals	111

County Assessor

Vote For 1

TOTAL

REP ZACKARY BUCK	83
Total Votes Cast	83
Contest Totals	111

County Recorder/Surveyor

Vote For 1

TOTAL

REP DEBRA PRISBREY ZIRBES	81
Total Votes Cast	81
Contest Totals	111

County Treasurer

Vote For 1

TOTAL

REP MELANIE M COWAN	80
Total Votes Cast	80
Contest Totals	111

MATTHEW B. DURRANT Judicial Retention

Vote For 1

TOTAL

YES	51
NO	30
Total Votes Cast	81
Contest Totals	111

Callao #1

RYAN D. TENNEY Judicial Retention

Vote For 1

TOTAL

YES	47
NO	34
Total Votes Cast	81
Contest Totals	111

CHRISTINE S. JOHNSON Judicial Retention

Vote For 1

TOTAL

YES	46
NO	35
Total Votes Cast	81
Contest Totals	111

JENNIFER A. MABEY Judicial Retention

Vote For 1

TOTAL

YES	48
NO	35
Total Votes Cast	83
Contest Totals	111

ROGER WADSWORTH GRIFFIN Judicial Retention

Vote For 1

TOTAL

YES	45
NO	38
Total Votes Cast	83
Contest Totals	111

SEAN M. PETERSEN Judicial Retention

Vote For 1

TOTAL

YES	48
NO	36
Total Votes Cast	84
Contest Totals	111

DEREK P. PULLAN Judicial Retention

Vote For 1

TOTAL

YES	47
NO	36
Total Votes Cast	83
Contest Totals	111

Callao #1

DENISE M. PORTER Judicial Retention

Vote For 1

TOTAL

YES	48
NO	36
Total Votes Cast	84
Contest Totals	111

BRENT H. BARTHOLOMEW Judicial Retention

Vote For 1

TOTAL

YES	51
NO	35
Total Votes Cast	86
Contest Totals	111

BARBARA A FINLINSON Judicial Retention

Vote For 1

TOTAL

YES	53
NO	31
Total Votes Cast	84
Contest Totals	111

Constitutional Amendment B

Vote For 1

TOTAL

FOR	64
AGAINST	39
Total Votes Cast	103
Contest Totals	111

Constitutional Amendment C

Vote For 1

TOTAL

FOR	93
AGAINST	11
Total Votes Cast	104
Contest Totals	111

Eureka #1

Statistics	TOTAL
Registered Voters - Total	100
Ballots Cast - Total	82
Ballots Cast - Blank	0
Voter Turnout - Total	82.00%

U.S. President and Vice President

Vote For 1

	TOTAL
WEST/ABDULLAH	1
EVERYLOVE	0
CON SKOUSEN/COMBS	1
GRN STEIN/WARE	0
REP TRUMP/VANCE	62
LIB OLIVER/TER MAAT	0
DEM HARRIS/WALZ	17
DE LA CRUZ/GARCIA	1
Write-In Totals	0
Write-In: Invalid	0
Not Assigned	0
Total Votes Cast	82
Contest Totals	82

U.S. Senate

Vote For 1

	TOTAL
IAP CARLTON E. BOWEN	9
REP JOHN CURTIS	52
DEM CAROLINE GLEICH	16
Write-In Totals	0
Write-In: Invalid	0
Write-In: Laird Hamblin	0
Not Assigned	0
Total Votes Cast	77
Contest Totals	82

U.S. House District 2

Vote For 1

	TOTAL
DEM NATHANIEL E WOODWARD	15
CON CASSIE EASLEY	4
REP CELESTE MALOY	54
TYLER MURSET	3
Total Votes Cast	76
Contest Totals	82

Eureka #1

Governor and Lieutenant Governor

Vote For 1

TOTAL

REP COX/HENDERSON	38
IAP WILLIAMS/WILLIAMS III	3
DEM KING/CUMMINGS	13
LIB LATHAM/SHORT	3
TOMENY/TAYLOR	1
Write-In Totals	20
Write-In: Invalid	0
Write-In: Phil Lyman / Natalie	20
Not Assigned	0
Total Votes Cast	78
Contest Totals	82

Attorney General

Vote For 1

TOTAL

REP DEREK BROWN	44
DEM RUDY J BAUTISTA	19
LIB W. ANDREW MCCULLOUGH	8
AUSTIN HEPWORTH	2
UUP MICHELLE QUIST	2
Total Votes Cast	75
Contest Totals	82

State Auditor

Vote For 1

TOTAL

REP TINA CANNON	49
CON JEFFREY L. OSTLER	8
DEM CATHERINE VOUTAZ	18
Total Votes Cast	75
Contest Totals	82

State Treasurer

Vote For 1

TOTAL

UFP MILES POMEROY	6
REP MARLO M. OAKS	47
DEM NEIL A HANSEN	19
Total Votes Cast	72
Contest Totals	82

Eureka #1

State Senate District 27

Vote For 1

TOTAL

REP DERRIN R OWENS	63
Total Votes Cast	63
Contest Totals	82

State House District 66

Vote For 1

TOTAL

REP TROY SHELLEY	63
Total Votes Cast	63
Contest Totals	82

County Commission Seat C

Vote For 1

TOTAL

REP MARVIN GARR KENISON	63
Total Votes Cast	63
Contest Totals	82

County Assessor

Vote For 1

TOTAL

REP ZACKARY BUCK	63
Total Votes Cast	63
Contest Totals	82

County Recorder/Surveyor

Vote For 1

TOTAL

REP DEBRA PRISBREY ZIRBES	60
Total Votes Cast	60
Contest Totals	82

County Treasurer

Vote For 1

TOTAL

REP MELANIE M COWAN	62
Total Votes Cast	62
Contest Totals	82

Eureka #1

Tintic School Board District 1

Vote For 1

TOTAL

JORDAN E GRIMSTEAD	67
Total Votes Cast	67
Contest Totals	82

MATTHEW B. DURRANT Judicial Retention

Vote For 1

TOTAL

YES	54
NO	12
Total Votes Cast	66
Contest Totals	82

RYAN D. TENNEY Judicial Retention

Vote For 1

TOTAL

YES	54
NO	12
Total Votes Cast	66
Contest Totals	82

CHRISTINE S. JOHNSON Judicial Retention

Vote For 1

TOTAL

YES	52
NO	15
Total Votes Cast	67
Contest Totals	82

JENNIFER A. MABEY Judicial Retention

Vote For 1

TOTAL

YES	57
NO	10
Total Votes Cast	67
Contest Totals	82

ROGER WADSWORTH GRIFFIN Judicial Retention

Vote For 1

TOTAL

YES	52
NO	14
Total Votes Cast	66
Contest Totals	82

Eureka #1

SEAN M. PETERSEN Judicial Retention

Vote For 1

TOTAL

YES	54
NO	13
Total Votes Cast	67
Contest Totals	82

DEREK P. PULLAN Judicial Retention

Vote For 1

TOTAL

YES	49
NO	18
Total Votes Cast	67
Contest Totals	82

DENISE M. PORTER Judicial Retention

Vote For 1

TOTAL

YES	53
NO	14
Total Votes Cast	67
Contest Totals	82

BRENT H. BARTHOLOMEW Judicial Retention

Vote For 1

TOTAL

YES	53
NO	13
Total Votes Cast	66
Contest Totals	82

BARBARA A FINLINSON Judicial Retention

Vote For 1

TOTAL

YES	57
NO	10
Total Votes Cast	67
Contest Totals	82

Constitutional Amendment B

Vote For 1

TOTAL

FOR	52
AGAINST	28
Total Votes Cast	80
Contest Totals	82

Eureka #1

Constitutional Amendment C

Vote For 1

TOTAL

FOR	73
AGAINST	7
Total Votes Cast	80
Contest Totals	82

Eureka #2

Statistics	TOTAL
Registered Voters - Total	118
Ballots Cast - Total	99
Ballots Cast - Blank	0
Voter Turnout - Total	83.90%

U.S. President and Vice President

Vote For 1

	TOTAL
WEST/ABDULLAH	0
EVERYLOVE	0
CON SKOUSEN/COMBS	0
GRN STEIN/WARE	0
REP TRUMP/VANCE	75
LIB OLIVER/TER MAAT	0
DEM HARRIS/WALZ	24
DE LA CRUZ/GARCIA	0
Write-In Totals	0
Write-In: Invalid	0
Not Assigned	0
Total Votes Cast	99
Contest Totals	99

U.S. Senate

Vote For 1

	TOTAL
IAP CARLTON E. BOWEN	1
REP JOHN CURTIS	75
DEM CAROLINE GLEICH	22
Write-In Totals	0
Write-In: Invalid	0
Write-In: Laird Hamblin	0
Not Assigned	0
Total Votes Cast	98
Contest Totals	99

U.S. House District 2

Vote For 1

	TOTAL
DEM NATHANIEL E WOODWARD	21
CON CASSIE EASLEY	6
REP CELESTE MALOY	64
TYLER MURSET	3
Total Votes Cast	94
Contest Totals	99

Eureka #2

Governor and Lieutenant Governor

Vote For 1

TOTAL

REP COX/HENDERSON	55
IAP WILLIAMS/WILLIAMS III	1
DEM KING/CUMMINGS	19
LIB LATHAM/SHORT	1
TOMENY/TAYLOR	2
Write-In Totals	17
Write-In: Invalid	1
Write-In: Phil Lyman / Natalie	16
Not Assigned	0
Total Votes Cast	95
Contest Totals	99

Attorney General

Vote For 1

TOTAL

REP DEREK BROWN	68
DEM RUDY J BAUTISTA	23
LIB W. ANDREW MCCULLOUGH	0
AUSTIN HEPWORTH	0
UUP MICHELLE QUIST	4
Total Votes Cast	95
Contest Totals	99

State Auditor

Vote For 1

TOTAL

REP TINA CANNON	65
CON JEFFREY L. OSTLER	5
DEM CATHERINE VOUTAZ	22
Total Votes Cast	92
Contest Totals	99

State Treasurer

Vote For 1

TOTAL

UFP MILES POMEROY	2
REP MARLO M. OAKS	68
DEM NEIL A HANSEN	23
Total Votes Cast	93
Contest Totals	99

Eureka #2

State Senate District 27

Vote For 1

TOTAL

REP DERRIN R OWENS	77
Total Votes Cast	77
Contest Totals	99

State House District 66

Vote For 1

TOTAL

REP TROY SHELLEY	70
Total Votes Cast	70
Contest Totals	99

County Commission Seat C

Vote For 1

TOTAL

REP MARVIN GARR KENISON	78
Total Votes Cast	78
Contest Totals	99

County Assessor

Vote For 1

TOTAL

REP ZACKARY BUCK	71
Total Votes Cast	71
Contest Totals	99

County Recorder/Surveyor

Vote For 1

TOTAL

REP DEBRA PRISBREY ZIRBES	76
Total Votes Cast	76
Contest Totals	99

County Treasurer

Vote For 1

TOTAL

REP MELANIE M COWAN	79
Total Votes Cast	79
Contest Totals	99

Eureka #2

Tintic School Board District 2

Vote For 1

TOTAL

RYAN DENNIS DESPAIN	86
Total Votes Cast	86
Contest Totals	99

MATTHEW B. DURRANT Judicial Retention

Vote For 1

TOTAL

YES	63
NO	20
Total Votes Cast	83
Contest Totals	99

RYAN D. TENNEY Judicial Retention

Vote For 1

TOTAL

YES	61
NO	21
Total Votes Cast	82
Contest Totals	99

CHRISTINE S. JOHNSON Judicial Retention

Vote For 1

TOTAL

YES	67
NO	16
Total Votes Cast	83
Contest Totals	99

JENNIFER A. MABEY Judicial Retention

Vote For 1

TOTAL

YES	65
NO	17
Total Votes Cast	82
Contest Totals	99

ROGER WADSWORTH GRIFFIN Judicial Retention

Vote For 1

TOTAL

YES	64
NO	19
Total Votes Cast	83
Contest Totals	99

Eureka #2

SEAN M. PETERSEN Judicial Retention

Vote For 1

TOTAL

YES	61
NO	22
Total Votes Cast	83
Contest Totals	99

DEREK P. PULLAN Judicial Retention

Vote For 1

TOTAL

YES	61
NO	21
Total Votes Cast	82
Contest Totals	99

DENISE M. PORTER Judicial Retention

Vote For 1

TOTAL

YES	65
NO	18
Total Votes Cast	83
Contest Totals	99

BRENT H. BARTHOLOMEW Judicial Retention

Vote For 1

TOTAL

YES	67
NO	16
Total Votes Cast	83
Contest Totals	99

BARBARA A FINLINSON Judicial Retention

Vote For 1

TOTAL

YES	68
NO	15
Total Votes Cast	83
Contest Totals	99

Constitutional Amendment B

Vote For 1

TOTAL

FOR	49
AGAINST	43
Total Votes Cast	92
Contest Totals	99

Eureka #2

Constitutional Amendment C

Vote For 1

TOTAL

FOR	88
AGAINST	6
Total Votes Cast	94
Contest Totals	99

Eureka #3

Statistics	TOTAL
Registered Voters - Total	155
Ballots Cast - Total	141
Ballots Cast - Blank	0
Voter Turnout - Total	90.97%

U.S. President and Vice President

Vote For 1	TOTAL
WEST/ABDULLAH	0
EVERYLOVE	3
CON SKOUSEN/COMBS	0
GRN STEIN/WARE	0
REP TRUMP/VANCE	105
LIB OLIVER/TER MAAT	2
DEM HARRIS/WALZ	29
DE LA CRUZ/GARCIA	0
Write-In Totals	1
Write-In: Invalid	1
Not Assigned	0
Total Votes Cast	140
Contest Totals	141

U.S. Senate

Vote For 1	TOTAL
IAP CARLTON E. BOWEN	20
REP JOHN CURTIS	79
DEM CAROLINE GLEICH	30
Write-In Totals	0
Write-In: Invalid	0
Write-In: Laird Hamblin	0
Not Assigned	0
Total Votes Cast	129
Contest Totals	141

U.S. House District 2

Vote For 1	TOTAL
DEM NATHANIEL E WOODWARD	20
CON CASSIE EASLEY	20
REP CELESTE MALOY	86
TYLER MURSET	1
Total Votes Cast	127
Contest Totals	141

Eureka #3

Governor and Lieutenant Governor

Vote For 1

TOTAL

REP COX/HENDERSON	56
IAP WILLIAMS/WILLIAMS III	4
DEM KING/CUMMINGS	19
LIB LATHAM/SHORT	9
TOMENY/TAYLOR	0
Write-In Totals	47
Write-In: Invalid	0
Write-In: Phil Lyman / Natalie	47
Not Assigned	0
Total Votes Cast	135
Contest Totals	141

Attorney General

Vote For 1

TOTAL

REP DEREK BROWN	82
DEM RUDY J BAUTISTA	22
LIB W. ANDREW MCCULLOUGH	9
AUSTIN HEPWORTH	8
UUP MICHELLE QUIST	7
Total Votes Cast	128
Contest Totals	141

State Auditor

Vote For 1

TOTAL

REP TINA CANNON	89
CON JEFFREY L. OSTLER	11
DEM CATHERINE VOUTAZ	27
Total Votes Cast	127
Contest Totals	141

State Treasurer

Vote For 1

TOTAL

UFP MILES POMEROY	3
REP MARLO M. OAKS	94
DEM NEIL A HANSEN	28
Total Votes Cast	125
Contest Totals	141

Eureka #3

State Senate District 27

Vote For 1

TOTAL

REP DERRIN R OWENS	112
Total Votes Cast	112
Contest Totals	141

State House District 66

Vote For 1

TOTAL

REP TROY SHELLEY	108
Total Votes Cast	108
Contest Totals	141

County Commission Seat C

Vote For 1

TOTAL

REP MARVIN GARR KENISON	109
Total Votes Cast	109
Contest Totals	141

County Assessor

Vote For 1

TOTAL

REP ZACKARY BUCK	111
Total Votes Cast	111
Contest Totals	141

County Recorder/Surveyor

Vote For 1

TOTAL

REP DEBRA PRISBREY ZIRBES	111
Total Votes Cast	111
Contest Totals	141

County Treasurer

Vote For 1

TOTAL

REP MELANIE M COWAN	113
Total Votes Cast	113
Contest Totals	141

Eureka #3

Tintic School Board District 3

Vote For 1

TOTAL

HEATHER YOUNG	66
LYNDSAY L GARBETT	67
Total Votes Cast	133
Contest Totals	141

MATTHEW B. DURRANT Judicial Retention

Vote For 1

TOTAL

YES	80
NO	40
Total Votes Cast	120
Contest Totals	141

RYAN D. TENNEY Judicial Retention

Vote For 1

TOTAL

YES	80
NO	42
Total Votes Cast	122
Contest Totals	141

CHRISTINE S. JOHNSON Judicial Retention

Vote For 1

TOTAL

YES	83
NO	36
Total Votes Cast	119
Contest Totals	141

JENNIFER A. MABEY Judicial Retention

Vote For 1

TOTAL

YES	84
NO	35
Total Votes Cast	119
Contest Totals	141

ROGER WADSWORTH GRIFFIN Judicial Retention

Vote For 1

TOTAL

YES	81
NO	39
Total Votes Cast	120
Contest Totals	141

Eureka #3

SEAN M. PETERSEN Judicial Retention

Vote For 1

TOTAL

YES	77
NO	43
Total Votes Cast	120
Contest Totals	141

DEREK P. PULLAN Judicial Retention

Vote For 1

TOTAL

YES	84
NO	33
Total Votes Cast	117
Contest Totals	141

DENISE M. PORTER Judicial Retention

Vote For 1

TOTAL

YES	85
NO	34
Total Votes Cast	119
Contest Totals	141

BRENT H. BARTHOLOMEW Judicial Retention

Vote For 1

TOTAL

YES	82
NO	40
Total Votes Cast	122
Contest Totals	141

BARBARA A FINLINSON Judicial Retention

Vote For 1

TOTAL

YES	80
NO	40
Total Votes Cast	120
Contest Totals	141

Constitutional Amendment B

Vote For 1

TOTAL

FOR	87
AGAINST	45
Total Votes Cast	132
Contest Totals	141

Eureka #3

Constitutional Amendment C

Vote For 1

TOTAL

FOR	112
AGAINST	19
Total Votes Cast	131
Contest Totals	141

Eureka #4

Statistics	TOTAL
Registered Voters - Total	90
Ballots Cast - Total	77
Ballots Cast - Blank	0
Voter Turnout - Total	85.56%

U.S. President and Vice President

Vote For 1

	TOTAL
WEST/ABDULLAH	0
EVERYLOVE	1
CON SKOUSEN/COMBS	0
GRN STEIN/WARE	0
REP TRUMP/VANCE	58
LIB OLIVER/TER MAAT	0
DEM HARRIS/WALZ	18
DE LA CRUZ/GARCIA	0
Write-In Totals	0
Write-In: Invalid	0
Not Assigned	0
Total Votes Cast	77
Contest Totals	77

U.S. Senate

Vote For 1

	TOTAL
IAP CARLTON E. BOWEN	7
REP JOHN CURTIS	55
DEM CAROLINE GLEICH	15
Write-In Totals	0
Write-In: Invalid	0
Write-In: Laird Hamblin	0
Not Assigned	0
Total Votes Cast	77
Contest Totals	77

U.S. House District 2

Vote For 1

	TOTAL
DEM NATHANIEL E WOODWARD	17
CON CASSIE EASLEY	2
REP CELESTE MALOY	52
TYLER MURSET	4
Total Votes Cast	75
Contest Totals	77

Eureka #4

Governor and Lieutenant Governor

Vote For 1

TOTAL

REP COX/HENDERSON	42
IAP WILLIAMS/WILLIAMS III	7
DEM KING/CUMMINGS	10
LIB LATHAM/SHORT	5
TOMENY/TAYLOR	1
Write-In Totals	12
Write-In: Invalid	0
Write-In: Phil Lyman / Natalie	12
Not Assigned	0
Total Votes Cast	77
Contest Totals	77

Attorney General

Vote For 1

TOTAL

REP DEREK BROWN	46
DEM RUDY J BAUTISTA	20
LIB W. ANDREW MCCULLOUGH	7
AUSTIN HEPWORTH	1
UUP MICHELLE QUIST	2
Total Votes Cast	76
Contest Totals	77

State Auditor

Vote For 1

TOTAL

REP TINA CANNON	53
CON JEFFREY L. OSTLER	6
DEM CATHERINE VOUTAZ	16
Total Votes Cast	75
Contest Totals	77

State Treasurer

Vote For 1

TOTAL

UFP MILES POMEROY	3
REP MARLO M. OAKS	56
DEM NEIL A HANSEN	16
Total Votes Cast	75
Contest Totals	77

Eureka #4

State Senate District 27

Vote For 1

TOTAL

REP DERRIN R OWENS	70
Total Votes Cast	70
Contest Totals	77

State House District 66

Vote For 1

TOTAL

REP TROY SHELLEY	70
Total Votes Cast	70
Contest Totals	77

County Commission Seat C

Vote For 1

TOTAL

REP MARVIN GARR KENISON	69
Total Votes Cast	69
Contest Totals	77

County Assessor

Vote For 1

TOTAL

REP ZACKARY BUCK	70
Total Votes Cast	70
Contest Totals	77

County Recorder/Surveyor

Vote For 1

TOTAL

REP DEBRA PRISBREY ZIRBES	69
Total Votes Cast	69
Contest Totals	77

County Treasurer

Vote For 1

TOTAL

REP MELANIE M COWAN	69
Total Votes Cast	69
Contest Totals	77

Eureka #4

MATTHEW B. DURRANT Judicial Retention

Vote For 1

TOTAL

YES	52
NO	20
Total Votes Cast	72
Contest Totals	77

RYAN D. TENNEY Judicial Retention

Vote For 1

TOTAL

YES	59
NO	13
Total Votes Cast	72
Contest Totals	77

CHRISTINE S. JOHNSON Judicial Retention

Vote For 1

TOTAL

YES	60
NO	12
Total Votes Cast	72
Contest Totals	77

JENNIFER A. MABEY Judicial Retention

Vote For 1

TOTAL

YES	57
NO	11
Total Votes Cast	68
Contest Totals	77

ROGER WADSWORTH GRIFFIN Judicial Retention

Vote For 1

TOTAL

YES	57
NO	11
Total Votes Cast	68
Contest Totals	77

SEAN M. PETERSEN Judicial Retention

Vote For 1

TOTAL

YES	57
NO	13
Total Votes Cast	70
Contest Totals	77

Eureka #4

DEREK P. PULLAN Judicial Retention

Vote For 1

TOTAL

YES	57
NO	12
Total Votes Cast	69
Contest Totals	77

DENISE M. PORTER Judicial Retention

Vote For 1

TOTAL

YES	57
NO	13
Total Votes Cast	70
Contest Totals	77

BRENT H. BARTHOLOMEW Judicial Retention

Vote For 1

TOTAL

YES	59
NO	11
Total Votes Cast	70
Contest Totals	77

BARBARA A FINLINSON Judicial Retention

Vote For 1

TOTAL

YES	61
NO	9
Total Votes Cast	70
Contest Totals	77

Constitutional Amendment B

Vote For 1

TOTAL

FOR	59
AGAINST	17
Total Votes Cast	76
Contest Totals	77

Constitutional Amendment C

Vote For 1

TOTAL

FOR	72
AGAINST	4
Total Votes Cast	76
Contest Totals	77

Eureka #5

Statistics	TOTAL
Registered Voters - Total	29
Ballots Cast - Total	24
Ballots Cast - Blank	0
Voter Turnout - Total	82.76%

U.S. President and Vice President

Vote For 1

	TOTAL
WEST/ABDULLAH	0
EVERYLOVE	0
CON SKOUSEN/COMBS	0
GRN STEIN/WARE	0
REP TRUMP/VANCE	16
LIB OLIVER/TER MAAT	1
DEM HARRIS/WALZ	5
DE LA CRUZ/GARCIA	0
Write-In Totals	1
Write-In: Invalid	1
Not Assigned	0
Total Votes Cast	23
Contest Totals	24

U.S. Senate

Vote For 1

	TOTAL
IAP CARLTON E. BOWEN	3
REP JOHN CURTIS	18
DEM CAROLINE GLEICH	3
Write-In Totals	0
Write-In: Invalid	0
Write-In: Laird Hamblin	0
Not Assigned	0
Total Votes Cast	24
Contest Totals	24

U.S. House District 2

Vote For 1

	TOTAL
DEM NATHANIEL E WOODWARD	5
CON CASSIE EASLEY	3
REP CELESTE MALOY	13
TYLER MURSET	3
Total Votes Cast	24
Contest Totals	24

Eureka #5

Governor and Lieutenant Governor

Vote For 1

TOTAL

REP COX/HENDERSON	7
IAP WILLIAMS/WILLIAMS III	1
DEM KING/CUMMINGS	6
LIB LATHAM/SHORT	0
TOMENY/TAYLOR	2
Write-In Totals	6
Write-In: Invalid	0
Write-In: Phil Lyman / Natalie	6
Not Assigned	0
Total Votes Cast	22
Contest Totals	24

Attorney General

Vote For 1

TOTAL

REP DEREK BROWN	14
DEM RUDY J BAUTISTA	4
LIB W. ANDREW MCCULLOUGH	1
AUSTIN HEPWORTH	2
UUP MICHELLE QUIST	3
Total Votes Cast	24
Contest Totals	24

State Auditor

Vote For 1

TOTAL

REP TINA CANNON	14
CON JEFFREY L. OSTLER	5
DEM CATHERINE VOUTAZ	4
Total Votes Cast	23
Contest Totals	24

State Treasurer

Vote For 1

TOTAL

UFP MILES POMEROY	3
REP MARLO M. OAKS	13
DEM NEIL A HANSEN	6
Total Votes Cast	22
Contest Totals	24

Eureka #5

State Senate District 27

Vote For 1

TOTAL

REP DERRIN R OWENS	15
Total Votes Cast	15
Contest Totals	24

State House District 66

Vote For 1

TOTAL

REP TROY SHELLEY	15
Total Votes Cast	15
Contest Totals	24

County Commission Seat C

Vote For 1

TOTAL

REP MARVIN GARR KENISON	15
Total Votes Cast	15
Contest Totals	24

County Assessor

Vote For 1

TOTAL

REP ZACKARY BUCK	15
Total Votes Cast	15
Contest Totals	24

County Recorder/Surveyor

Vote For 1

TOTAL

REP DEBRA PRISBREY ZIRBES	16
Total Votes Cast	16
Contest Totals	24

County Treasurer

Vote For 1

TOTAL

REP MELANIE M COWAN	15
Total Votes Cast	15
Contest Totals	24

Eureka #5

MATTHEW B. DURRANT Judicial Retention

Vote For 1

TOTAL

YES	13
NO	3
Total Votes Cast	16
Contest Totals	24

RYAN D. TENNEY Judicial Retention

Vote For 1

TOTAL

YES	13
NO	3
Total Votes Cast	16
Contest Totals	24

CHRISTINE S. JOHNSON Judicial Retention

Vote For 1

TOTAL

YES	14
NO	3
Total Votes Cast	17
Contest Totals	24

JENNIFER A. MABEY Judicial Retention

Vote For 1

TOTAL

YES	14
NO	3
Total Votes Cast	17
Contest Totals	24

ROGER WADSWORTH GRIFFIN Judicial Retention

Vote For 1

TOTAL

YES	13
NO	4
Total Votes Cast	17
Contest Totals	24

SEAN M. PETERSEN Judicial Retention

Vote For 1

TOTAL

YES	14
NO	3
Total Votes Cast	17
Contest Totals	24

Eureka #5

DEREK P. PULLAN Judicial Retention

Vote For 1

TOTAL

YES	13
NO	4
Total Votes Cast	17
Contest Totals	24

DENISE M. PORTER Judicial Retention

Vote For 1

TOTAL

YES	14
NO	3
Total Votes Cast	17
Contest Totals	24

BRENT H. BARTHOLOMEW Judicial Retention

Vote For 1

TOTAL

YES	13
NO	3
Total Votes Cast	16
Contest Totals	24

BARBARA A FINLINSON Judicial Retention

Vote For 1

TOTAL

YES	13
NO	4
Total Votes Cast	17
Contest Totals	24

Constitutional Amendment B

Vote For 1

TOTAL

FOR	11
AGAINST	7
Total Votes Cast	18
Contest Totals	24

Constitutional Amendment C

Vote For 1

TOTAL

FOR	17
AGAINST	1
Total Votes Cast	18
Contest Totals	24

Eureka #6

Statistics	TOTAL
Registered Voters - Total	2
Ballots Cast - Total	2
Ballots Cast - Blank	0
Voter Turnout - Total	100.00%

U.S. President and Vice President

Vote For 1

TOTAL

WEST/ABDULLAH	█
EVERYLOVE	█
CON SKOUSEN/COMBS	█
GRN STEIN/WARE	█
REP TRUMP/VANCE	█
LIB OLIVER/TER MAAT	█
DEM HARRIS/WALZ	█
DE LA CRUZ/GARCIA	█
Write-In Totals	█
Write-In: Invalid	█
Not Assigned	█
Total Votes Cast	█
Contest Totals	█

U.S. Senate

Vote For 1

TOTAL

IAP CARLTON E. BOWEN	█
REP JOHN CURTIS	█
DEM CAROLINE GLEICH	█
Write-In Totals	█
Write-In: Invalid	█
Write-In: Laird Hamblin	█
Not Assigned	█
Total Votes Cast	█
Contest Totals	█

U.S. House District 2

Vote For 1

TOTAL

DEM NATHANIEL E WOODWARD	█
CON CASSIE EASLEY	█
REP CELESTE MALOY	█
TYLER MURSET	█
Total Votes Cast	█
Contest Totals	█

Eureka #6

Governor and Lieutenant Governor

Vote For 1

TOTAL

REP COX/HENDERSON	█
IAP WILLIAMS/WILLIAMS III	█
DEM KING/CUMMINGS	█
LIB LATHAM/SHORT	█
TOMENY/TAYLOR	█
Write-In Totals	█
Write-In: Invalid	█
Write-In: Phil Lyman / Natalie	█
Not Assigned	█
Total Votes Cast	█
Contest Totals	█

Attorney General

Vote For 1

TOTAL

REP DEREK BROWN	█
DEM RUDY J BAUTISTA	█
LIB W. ANDREW MCCULLOUGH	█
AUSTIN HEPWORTH	█
UUP MICHELLE QUIST	█
Total Votes Cast	█
Contest Totals	█

State Auditor

Vote For 1

TOTAL

REP TINA CANNON	█
CON JEFFREY L. OSTLER	█
DEM CATHERINE VOUTAZ	█
Total Votes Cast	█
Contest Totals	█

State Treasurer

Vote For 1

TOTAL

UFP MILES POMEROY	█
REP MARLO M. OAKS	█
DEM NEIL A HANSEN	█
Total Votes Cast	█
Contest Totals	█

Eureka #6

State Senate District 27

Vote For 1

TOTAL

REP DERRIN R OWENS



Total Votes Cast



Contest Totals



State House District 29

Vote For 1

TOTAL

REP BRIDGER BOLINDER



DEM RON DRAPER



Total Votes Cast



Contest Totals



County Commission Seat C

Vote For 1

TOTAL

REP MARVIN GARR KENISON



Total Votes Cast



Contest Totals



County Assessor

Vote For 1

TOTAL

REP ZACKARY BUCK



Total Votes Cast



Contest Totals



County Recorder/Surveyor

Vote For 1

TOTAL

REP DEBRA PRISBREY ZIRBES



Total Votes Cast



Contest Totals



County Treasurer

Vote For 1

TOTAL

REP MELANIE M COWAN



Total Votes Cast



Contest Totals



Eureka #6

MATTHEW B. DURRANT Judicial Retention

Vote For 1

TOTAL

YES	█
NO	█
Total Votes Cast	█
Contest Totals	█

RYAN D. TENNEY Judicial Retention

Vote For 1

TOTAL

YES	█
NO	█
Total Votes Cast	█
Contest Totals	█

CHRISTINE S. JOHNSON Judicial Retention

Vote For 1

TOTAL

YES	█
NO	█
Total Votes Cast	█
Contest Totals	█

JENNIFER A. MABEY Judicial Retention

Vote For 1

TOTAL

YES	█
NO	█
Total Votes Cast	█
Contest Totals	█

ROGER WADSWORTH GRIFFIN Judicial Retention

Vote For 1

TOTAL

YES	█
NO	█
Total Votes Cast	█
Contest Totals	█

SEAN M. PETERSEN Judicial Retention

Vote For 1

TOTAL

YES	█
NO	█
Total Votes Cast	█
Contest Totals	█

Eureka #6

DEREK P. PULLAN Judicial Retention

Vote For 1

TOTAL

YES	█
NO	█
Total Votes Cast	█
Contest Totals	█

DENISE M. PORTER Judicial Retention

Vote For 1

TOTAL

YES	█
NO	█
Total Votes Cast	█
Contest Totals	█

BRENT H. BARTHOLOMEW Judicial Retention

Vote For 1

TOTAL

YES	█
NO	█
Total Votes Cast	█
Contest Totals	█

BARBARA A FINLINSON Judicial Retention

Vote For 1

TOTAL

YES	█
NO	█
Total Votes Cast	█
Contest Totals	█

Constitutional Amendment B

Vote For 1

TOTAL

FOR	█
AGAINST	█
Total Votes Cast	█
Contest Totals	█

Constitutional Amendment C

Vote For 1

TOTAL

FOR	█
AGAINST	█
Total Votes Cast	█
Contest Totals	█

Levan #1:U

Statistics	TOTAL
Registered Voters - Total	96
Ballots Cast - Total	85
Ballots Cast - Blank	0
Voter Turnout - Total	88.54%

U.S. President and Vice President

Vote For 1

	TOTAL
WEST/ABDULLAH	0
EVERYLOVE	0
CON SKOUSEN/COMBS	2
GRN STEIN/WARE	0
REP TRUMP/VANCE	78
LIB OLIVER/TER MAAT	0
DEM HARRIS/WALZ	5
DE LA CRUZ/GARCIA	0
Write-In Totals	0
Write-In: Invalid	0
Not Assigned	0
Total Votes Cast	85
Contest Totals	85

U.S. Senate

Vote For 1

	TOTAL
IAP CARLTON E. BOWEN	4
REP JOHN CURTIS	77
DEM CAROLINE GLEICH	3
Write-In Totals	0
Write-In: Invalid	0
Write-In: Laird Hamblin	0
Not Assigned	0
Total Votes Cast	84
Contest Totals	85

U.S. House District 4

Vote For 1

	TOTAL
M. EVAN BULLARD	0
UUP VAUGHN R COOK	0
DEM KATRINA FALLICK-WANG	4
REP BURGESS OWENS	80
Total Votes Cast	84
Contest Totals	85

Levan #1:U

Governor and Lieutenant Governor

Vote For 1

TOTAL

REP COX/HENDERSON	51
IAP WILLIAMS/WILLIAMS III	1
DEM KING/CUMMINGS	5
LIB LATHAM/SHORT	2
TOMENY/TAYLOR	1
Write-In Totals	25
Write-In: Invalid	0
Write-In: Phil Lyman / Natalie	25
Not Assigned	0
Total Votes Cast	85
Contest Totals	85

Attorney General

Vote For 1

TOTAL

REP DEREK BROWN	76
DEM RUDY J BAUTISTA	2
LIB W. ANDREW MCCULLOUGH	1
AUSTIN HEPWORTH	3
UUP MICHELLE QUIST	2
Total Votes Cast	84
Contest Totals	85

State Auditor

Vote For 1

TOTAL

REP TINA CANNON	79
CON JEFFREY L. OSTLER	2
DEM CATHERINE VOUTAZ	3
Total Votes Cast	84
Contest Totals	85

State Treasurer

Vote For 1

TOTAL

UFP MILES POMEROY	1
REP MARLO M. OAKS	76
DEM NEIL A HANSEN	5
Total Votes Cast	82
Contest Totals	85

Levan #1:U

State Senate District 27

Vote For 1

TOTAL

REP DERRIN R OWENS	81
Total Votes Cast	81
Contest Totals	85

State House District 66

Vote For 1

TOTAL

REP TROY SHELLEY	79
Total Votes Cast	79
Contest Totals	85

County Commission Seat C

Vote For 1

TOTAL

REP MARVIN GARR KENISON	82
Total Votes Cast	82
Contest Totals	85

County Assessor

Vote For 1

TOTAL

REP ZACKARY BUCK	79
Total Votes Cast	79
Contest Totals	85

County Recorder/Surveyor

Vote For 1

TOTAL

REP DEBRA PRISBREY ZIRBES	79
Total Votes Cast	79
Contest Totals	85

County Treasurer

Vote For 1

TOTAL

REP MELANIE M COWAN	80
Total Votes Cast	80
Contest Totals	85

Levan #1:U

MATTHEW B. DURRANT Judicial Retention

Vote For 1

TOTAL

YES	62
NO	14
Total Votes Cast	76
Contest Totals	85

RYAN D. TENNEY Judicial Retention

Vote For 1

TOTAL

YES	58
NO	16
Total Votes Cast	74
Contest Totals	85

CHRISTINE S. JOHNSON Judicial Retention

Vote For 1

TOTAL

YES	58
NO	16
Total Votes Cast	74
Contest Totals	85

JENNIFER A. MABEY Judicial Retention

Vote For 1

TOTAL

YES	59
NO	16
Total Votes Cast	75
Contest Totals	85

ROGER WADSWORTH GRIFFIN Judicial Retention

Vote For 1

TOTAL

YES	60
NO	15
Total Votes Cast	75
Contest Totals	85

SEAN M. PETERSEN Judicial Retention

Vote For 1

TOTAL

YES	62
NO	13
Total Votes Cast	75
Contest Totals	85

Levan #1:U

DEREK P. PULLAN Judicial Retention

Vote For 1

TOTAL

YES	59
NO	16
Total Votes Cast	75
Contest Totals	85

DENISE M. PORTER Judicial Retention

Vote For 1

TOTAL

YES	58
NO	17
Total Votes Cast	75
Contest Totals	85

BRENT H. BARTHOLOMEW Judicial Retention

Vote For 1

TOTAL

YES	59
NO	16
Total Votes Cast	75
Contest Totals	85

BARBARA A FINLINSON Judicial Retention

Vote For 1

TOTAL

YES	61
NO	14
Total Votes Cast	75
Contest Totals	85

Constitutional Amendment B

Vote For 1

TOTAL

FOR	50
AGAINST	33
Total Votes Cast	83
Contest Totals	85

Constitutional Amendment C

Vote For 1

TOTAL

FOR	76
AGAINST	5
Total Votes Cast	81
Contest Totals	85

Mona #1:U

Statistics	TOTAL
Registered Voters - Total	144
Ballots Cast - Total	125
Ballots Cast - Blank	0
Voter Turnout - Total	86.81%

U.S. President and Vice President

Vote For 1

	TOTAL
WEST/ABDULLAH	0
EVERYLOVE	0
CON SKOUSEN/COMBS	0
GRN STEIN/WARE	0
REP TRUMP/VANCE	114
LIB OLIVER/TER MAAT	0
DEM HARRIS/WALZ	6
DE LA CRUZ/GARCIA	0
Write-In Totals	5
Write-In: Invalid	5
Not Assigned	0
Total Votes Cast	125
Contest Totals	125

U.S. Senate

Vote For 1

	TOTAL
IAP CARLTON E. BOWEN	9
REP JOHN CURTIS	106
DEM CAROLINE GLEICH	4
Write-In Totals	3
Write-In: Invalid	3
Write-In: Laird Hamblin	0
Not Assigned	0
Total Votes Cast	122
Contest Totals	125

U.S. House District 4

Vote For 1

	TOTAL
M. EVAN BULLARD	0
UUP VAUGHN R COOK	6
DEM KATRINA FALLICK-WANG	3
REP BURGESS OWENS	113
Total Votes Cast	122
Contest Totals	125

Mona #1:U

Governor and Lieutenant Governor

Vote For 1

TOTAL

REP COX/HENDERSON	61
IAP WILLIAMS/WILLIAMS III	3
DEM KING/CUMMINGS	4
LIB LATHAM/SHORT	4
TOMENY/TAYLOR	1
Write-In Totals	49
Write-In: Invalid	0
Write-In: Phil Lyman / Natalie	49
Not Assigned	0
Total Votes Cast	122
Contest Totals	125

Attorney General

Vote For 1

TOTAL

REP DEREK BROWN	108
DEM RUDY J BAUTISTA	3
LIB W. ANDREW MCCULLOUGH	4
AUSTIN HEPWORTH	4
UUP MICHELLE QUIST	3
Total Votes Cast	122
Contest Totals	125

State Auditor

Vote For 1

TOTAL

REP TINA CANNON	107
CON JEFFREY L. OSTLER	10
DEM CATHERINE VOUTAZ	4
Total Votes Cast	121
Contest Totals	125

State Treasurer

Vote For 1

TOTAL

UFP MILES POMEROY	0
REP MARLO M. OAKS	110
DEM NEIL A HANSEN	4
Total Votes Cast	114
Contest Totals	125

Mona #1:U

State Senate District 27

Vote For 1

TOTAL

REP DERRIN R OWENS	105
Total Votes Cast	105
Contest Totals	125

State House District 66

Vote For 1

TOTAL

REP TROY SHELLEY	101
Total Votes Cast	101
Contest Totals	125

County Commission Seat C

Vote For 1

TOTAL

REP MARVIN GARR KENISON	101
Total Votes Cast	101
Contest Totals	125

County Assessor

Vote For 1

TOTAL

REP ZACKARY BUCK	97
Total Votes Cast	97
Contest Totals	125

County Recorder/Surveyor

Vote For 1

TOTAL

REP DEBRA PRISBREY ZIRBES	100
Total Votes Cast	100
Contest Totals	125

County Treasurer

Vote For 1

TOTAL

REP MELANIE M COWAN	100
Total Votes Cast	100
Contest Totals	125

Mona #1:U

Juab County School Board District 1

Vote For 1

TOTAL

CASSANDRA BEUTLER	39
BRADY BLACKETT	69
Total Votes Cast	108
Contest Totals	125

MATTHEW B. DURRANT Judicial Retention

Vote For 1

TOTAL

YES	61
NO	25
Total Votes Cast	86
Contest Totals	125

RYAN D. TENNEY Judicial Retention

Vote For 1

TOTAL

YES	60
NO	24
Total Votes Cast	84
Contest Totals	125

CHRISTINE S. JOHNSON Judicial Retention

Vote For 1

TOTAL

YES	58
NO	27
Total Votes Cast	85
Contest Totals	125

JENNIFER A. MABEY Judicial Retention

Vote For 1

TOTAL

YES	60
NO	25
Total Votes Cast	85
Contest Totals	125

ROGER WADSWORTH GRIFFIN Judicial Retention

Vote For 1

TOTAL

YES	57
NO	27
Total Votes Cast	84
Contest Totals	125

Mona #1:U

SEAN M. PETERSEN Judicial Retention

Vote For 1

TOTAL

YES	59
NO	24
Total Votes Cast	83
Contest Totals	125

DEREK P. PULLAN Judicial Retention

Vote For 1

TOTAL

YES	52
NO	34
Total Votes Cast	86
Contest Totals	125

DENISE M. PORTER Judicial Retention

Vote For 1

TOTAL

YES	57
NO	28
Total Votes Cast	85
Contest Totals	125

BRENT H. BARTHOLOMEW Judicial Retention

Vote For 1

TOTAL

YES	60
NO	26
Total Votes Cast	86
Contest Totals	125

BARBARA A FINLINSON Judicial Retention

Vote For 1

TOTAL

YES	70
NO	23
Total Votes Cast	93
Contest Totals	125

Constitutional Amendment B

Vote For 1

TOTAL

FOR	58
AGAINST	52
Total Votes Cast	110
Contest Totals	125

Mona #1:U

Constitutional Amendment C

Vote For 1

TOTAL

FOR	104
AGAINST	9
Total Votes Cast	113
Contest Totals	125

Mona #2:U

Statistics	TOTAL
Registered Voters - Total	167
Ballots Cast - Total	143
Ballots Cast - Blank	0
Voter Turnout - Total	85.63%

U.S. President and Vice President

Vote For 1

	TOTAL
WEST/ABDULLAH	0
EVERYLOVE	0
CON SKOUSEN/COMBS	0
GRN STEIN/WARE	0
REP TRUMP/VANCE	134
LIB OLIVER/TER MAAT	2
DEM HARRIS/WALZ	6
DE LA CRUZ/GARCIA	0
Write-In Totals	0
Write-In: Invalid	0
Not Assigned	0
Total Votes Cast	142
Contest Totals	143

U.S. Senate

Vote For 1

	TOTAL
IAP CARLTON E. BOWEN	6
REP JOHN CURTIS	131
DEM CAROLINE GLEICH	1
Write-In Totals	0
Write-In: Invalid	0
Write-In: Laird Hamblin	0
Not Assigned	0
Total Votes Cast	138
Contest Totals	143

U.S. House District 4

Vote For 1

	TOTAL
M. EVAN BULLARD	3
UUP VAUGHN R COOK	7
DEM KATRINA FALLICK-WANG	3
REP BURGESS OWENS	126
Total Votes Cast	139
Contest Totals	143

Mona #2:U

Governor and Lieutenant Governor

Vote For 1

TOTAL

REP COX/HENDERSON	79
IAP WILLIAMS/WILLIAMS III	3
DEM KING/CUMMINGS	3
LIB LATHAM/SHORT	9
TOMENY/TAYLOR	1
Write-In Totals	43
Write-In: Invalid	0
Write-In: Phil Lyman / Natalie	43
Not Assigned	0
Total Votes Cast	138
Contest Totals	143

Attorney General

Vote For 1

TOTAL

REP DEREK BROWN	117
DEM RUDY J BAUTISTA	4
LIB W. ANDREW MCCULLOUGH	9
AUSTIN HEPWORTH	3
UUP MICHELLE QUIST	7
Total Votes Cast	140
Contest Totals	143

State Auditor

Vote For 1

TOTAL

REP TINA CANNON	121
CON JEFFREY L. OSTLER	8
DEM CATHERINE VOUTAZ	3
Total Votes Cast	132
Contest Totals	143

State Treasurer

Vote For 1

TOTAL

UFP MILES POMEROY	3
REP MARLO M. OAKS	120
DEM NEIL A HANSEN	3
Total Votes Cast	126
Contest Totals	143

Mona #2:U

State Senate District 27

Vote For 1

TOTAL

REP DERRIN R OWENS	119
Total Votes Cast	119
Contest Totals	143

State House District 66

Vote For 1

TOTAL

REP TROY SHELLEY	118
Total Votes Cast	118
Contest Totals	143

County Commission Seat C

Vote For 1

TOTAL

REP MARVIN GARR KENISON	116
Total Votes Cast	116
Contest Totals	143

County Assessor

Vote For 1

TOTAL

REP ZACKARY BUCK	116
Total Votes Cast	116
Contest Totals	143

County Recorder/Surveyor

Vote For 1

TOTAL

REP DEBRA PRISBREY ZIRBES	115
Total Votes Cast	115
Contest Totals	143

County Treasurer

Vote For 1

TOTAL

REP MELANIE M COWAN	116
Total Votes Cast	116
Contest Totals	143

Mona #2:U

Juab County School Board District 1

Vote For 1

TOTAL

CASSANDRA BEUTLER	92
BRADY BLACKETT	32
Total Votes Cast	124
Contest Totals	143

MATTHEW B. DURRANT Judicial Retention

Vote For 1

TOTAL

YES	95
NO	7
Total Votes Cast	102
Contest Totals	143

RYAN D. TENNEY Judicial Retention

Vote For 1

TOTAL

YES	95
NO	7
Total Votes Cast	102
Contest Totals	143

CHRISTINE S. JOHNSON Judicial Retention

Vote For 1

TOTAL

YES	98
NO	6
Total Votes Cast	104
Contest Totals	143

JENNIFER A. MABEY Judicial Retention

Vote For 1

TOTAL

YES	90
NO	10
Total Votes Cast	100
Contest Totals	143

ROGER WADSWORTH GRIFFIN Judicial Retention

Vote For 1

TOTAL

YES	95
NO	6
Total Votes Cast	101
Contest Totals	143

Mona #2:U

SEAN M. PETERSEN Judicial Retention

Vote For 1

TOTAL

YES	94
NO	7
Total Votes Cast	101
Contest Totals	143

DEREK P. PULLAN Judicial Retention

Vote For 1

TOTAL

YES	93
NO	7
Total Votes Cast	100
Contest Totals	143

DENISE M. PORTER Judicial Retention

Vote For 1

TOTAL

YES	92
NO	9
Total Votes Cast	101
Contest Totals	143

BRENT H. BARTHOLOMEW Judicial Retention

Vote For 1

TOTAL

YES	95
NO	7
Total Votes Cast	102
Contest Totals	143

BARBARA A FINLINSON Judicial Retention

Vote For 1

TOTAL

YES	101
NO	5
Total Votes Cast	106
Contest Totals	143

Constitutional Amendment B

Vote For 1

TOTAL

FOR	82
AGAINST	43
Total Votes Cast	125
Contest Totals	143

Mona #2:U

Constitutional Amendment C

Vote For 1

TOTAL

FOR	110
AGAINST	16
Total Votes Cast	126
Contest Totals	143

Nephi #3:U

Statistics	TOTAL
Registered Voters - Total	153
Ballots Cast - Total	141
Ballots Cast - Blank	0
Voter Turnout - Total	92.16%

U.S. President and Vice President

Vote For 1

	TOTAL
WEST/ABDULLAH	0
EVERYLOVE	0
CON SKOUSEN/COMBS	2
GRN STEIN/WARE	0
REP TRUMP/VANCE	118
LIB OLIVER/TER MAAT	0
DEM HARRIS/WALZ	17
DE LA CRUZ/GARCIA	0
Write-In Totals	2
Write-In: Invalid	2
Not Assigned	0
Total Votes Cast	139
Contest Totals	141

U.S. Senate

Vote For 1

	TOTAL
IAP CARLTON E. BOWEN	9
REP JOHN CURTIS	117
DEM CAROLINE GLEICH	11
Write-In Totals	2
Write-In: Invalid	2
Write-In: Laird Hamblin	0
Not Assigned	0
Total Votes Cast	139
Contest Totals	141

U.S. House District 4

Vote For 1

	TOTAL
M. EVAN BULLARD	1
UUP VAUGHN R COOK	8
DEM KATRINA FALLICK-WANG	9
REP BURGESS OWENS	120
Total Votes Cast	138
Contest Totals	141

Nephi #3:U

Governor and Lieutenant Governor

Vote For 1

TOTAL

REP COX/HENDERSON	106
IAP WILLIAMS/WILLIAMS III	5
DEM KING/CUMMINGS	7
LIB LATHAM/SHORT	2
TOMENY/TAYLOR	0
Write-In Totals	20
Write-In: Invalid	0
Write-In: Phil Lyman / Natalie	20
Not Assigned	0
Total Votes Cast	140
Contest Totals	141

Attorney General

Vote For 1

TOTAL

REP DEREK BROWN	109
DEM RUDY J BAUTISTA	11
LIB W. ANDREW MCCULLOUGH	3
AUSTIN HEPWORTH	6
UUP MICHELLE QUIST	7
Total Votes Cast	136
Contest Totals	141

State Auditor

Vote For 1

TOTAL

REP TINA CANNON	119
CON JEFFREY L. OSTLER	3
DEM CATHERINE VOUTAZ	9
Total Votes Cast	131
Contest Totals	141

State Treasurer

Vote For 1

TOTAL

UFP MILES POMEROY	4
REP MARLO M. OAKS	122
DEM NEIL A HANSEN	8
Total Votes Cast	134
Contest Totals	141

Nephi #3:U

State Senate District 27

Vote For 1

TOTAL

REP DERRIN R OWENS	124
Total Votes Cast	124
Contest Totals	141

State House District 66

Vote For 1

TOTAL

REP TROY SHELLEY	117
Total Votes Cast	117
Contest Totals	141

County Commission Seat C

Vote For 1

TOTAL

REP MARVIN GARR KENISON	117
Total Votes Cast	117
Contest Totals	141

County Assessor

Vote For 1

TOTAL

REP ZACKARY BUCK	111
Total Votes Cast	111
Contest Totals	141

County Recorder/Surveyor

Vote For 1

TOTAL

REP DEBRA PRISBREY ZIRBES	104
Total Votes Cast	104
Contest Totals	141

County Treasurer

Vote For 1

TOTAL

REP MELANIE M COWAN	115
Total Votes Cast	115
Contest Totals	141

Nephi #3:U

Juab County School Board District 2

Vote For 1

TOTAL

J. BART MILLS	107
Total Votes Cast	107
Contest Totals	141

MATTHEW B. DURRANT Judicial Retention

Vote For 1

TOTAL

YES	88
NO	17
Total Votes Cast	105
Contest Totals	141

RYAN D. TENNEY Judicial Retention

Vote For 1

TOTAL

YES	87
NO	18
Total Votes Cast	105
Contest Totals	141

CHRISTINE S. JOHNSON Judicial Retention

Vote For 1

TOTAL

YES	88
NO	22
Total Votes Cast	110
Contest Totals	141

JENNIFER A. MABEY Judicial Retention

Vote For 1

TOTAL

YES	90
NO	19
Total Votes Cast	109
Contest Totals	141

ROGER WADSWORTH GRIFFIN Judicial Retention

Vote For 1

TOTAL

YES	89
NO	21
Total Votes Cast	110
Contest Totals	141

Nephi #3:U

SEAN M. PETERSEN Judicial Retention

Vote For 1

TOTAL

YES	89
NO	21
Total Votes Cast	110
Contest Totals	141

DEREK P. PULLAN Judicial Retention

Vote For 1

TOTAL

YES	85
NO	24
Total Votes Cast	109
Contest Totals	141

DENISE M. PORTER Judicial Retention

Vote For 1

TOTAL

YES	91
NO	18
Total Votes Cast	109
Contest Totals	141

BRENT H. BARTHOLOMEW Judicial Retention

Vote For 1

TOTAL

YES	87
NO	22
Total Votes Cast	109
Contest Totals	141

BARBARA A FINLINSON Judicial Retention

Vote For 1

TOTAL

YES	99
NO	16
Total Votes Cast	115
Contest Totals	141

Constitutional Amendment B

Vote For 1

TOTAL

FOR	82
AGAINST	50
Total Votes Cast	132
Contest Totals	141

Nephi #3:U

Constitutional Amendment C

Vote For 1

TOTAL

FOR	110
AGAINST	23
Total Votes Cast	133
Contest Totals	141

Nephi #4:U1

Statistics	TOTAL
Registered Voters - Total	21
Ballots Cast - Total	16
Ballots Cast - Blank	0
Voter Turnout - Total	76.19%

U.S. President and Vice President

Vote For 1

	TOTAL
WEST/ABDULLAH	0
EVERYLOVE	0
CON SKOUSEN/COMBS	0
GRN STEIN/WARE	0
REP TRUMP/VANCE	16
LIB OLIVER/TER MAAT	0
DEM HARRIS/WALZ	0
DE LA CRUZ/GARCIA	0
Write-In Totals	0
Write-In: Invalid	0
Not Assigned	0
Total Votes Cast	16
Contest Totals	16

U.S. Senate

Vote For 1

	TOTAL
IAP CARLTON E. BOWEN	2
REP JOHN CURTIS	12
DEM CAROLINE GLEICH	0
Write-In Totals	0
Write-In: Invalid	0
Write-In: Laird Hamblin	0
Not Assigned	0
Total Votes Cast	14
Contest Totals	16

U.S. House District 4

Vote For 1

	TOTAL
M. EVAN BULLARD	1
UUP VAUGHN R COOK	0
DEM KATRINA FALLICK-WANG	0
REP BURGESS OWENS	13
Total Votes Cast	14
Contest Totals	16

Nephi #4:U1

Governor and Lieutenant Governor

Vote For 1

TOTAL

REP COX/HENDERSON	12
IAP WILLIAMS/WILLIAMS III	0
DEM KING/CUMMINGS	0
LIB LATHAM/SHORT	0
TOMENY/TAYLOR	0
Write-In Totals	3
Write-In: Invalid	0
Write-In: Phil Lyman / Natalie	3
Not Assigned	0
Total Votes Cast	15
Contest Totals	16

Attorney General

Vote For 1

TOTAL

REP DEREK BROWN	13
DEM RUDY J BAUTISTA	0
LIB W. ANDREW MCCULLOUGH	0
AUSTIN HEPWORTH	1
UUP MICHELLE QUIST	0
Total Votes Cast	14
Contest Totals	16

State Auditor

Vote For 1

TOTAL

REP TINA CANNON	13
CON JEFFREY L. OSTLER	1
DEM CATHERINE VOUTAZ	0
Total Votes Cast	14
Contest Totals	16

State Treasurer

Vote For 1

TOTAL

UFP MILES POMEROY	0
REP MARLO M. OAKS	13
DEM NEIL A HANSEN	1
Total Votes Cast	14
Contest Totals	16

Nephi #4:U1

State Senate District 27

Vote For 1

TOTAL

REP DERRIN R OWENS	14
Total Votes Cast	14
Contest Totals	16

State House District 66

Vote For 1

TOTAL

REP TROY SHELLEY	12
Total Votes Cast	12
Contest Totals	16

County Commission Seat C

Vote For 1

TOTAL

REP MARVIN GARR KENISON	13
Total Votes Cast	13
Contest Totals	16

County Assessor

Vote For 1

TOTAL

REP ZACKARY BUCK	13
Total Votes Cast	13
Contest Totals	16

County Recorder/Surveyor

Vote For 1

TOTAL

REP DEBRA PRISBREY ZIRBES	13
Total Votes Cast	13
Contest Totals	16

County Treasurer

Vote For 1

TOTAL

REP MELANIE M COWAN	13
Total Votes Cast	13
Contest Totals	16

Nephi #4:U1

Juab County School Board District 3

Vote For 1

TOTAL

JANET G WARE	12
Total Votes Cast	12
Contest Totals	16

MATTHEW B. DURRANT Judicial Retention

Vote For 1

TOTAL

YES	11
NO	1
Total Votes Cast	12
Contest Totals	16

RYAN D. TENNEY Judicial Retention

Vote For 1

TOTAL

YES	11
NO	1
Total Votes Cast	12
Contest Totals	16

CHRISTINE S. JOHNSON Judicial Retention

Vote For 1

TOTAL

YES	11
NO	1
Total Votes Cast	12
Contest Totals	16

JENNIFER A. MABEY Judicial Retention

Vote For 1

TOTAL

YES	11
NO	1
Total Votes Cast	12
Contest Totals	16

ROGER WADSWORTH GRIFFIN Judicial Retention

Vote For 1

TOTAL

YES	11
NO	1
Total Votes Cast	12
Contest Totals	16

Nephi #4:U1

SEAN M. PETERSEN Judicial Retention

Vote For 1

TOTAL

YES	11
NO	1
Total Votes Cast	12
Contest Totals	16

DEREK P. PULLAN Judicial Retention

Vote For 1

TOTAL

YES	11
NO	1
Total Votes Cast	12
Contest Totals	16

DENISE M. PORTER Judicial Retention

Vote For 1

TOTAL

YES	11
NO	1
Total Votes Cast	12
Contest Totals	16

BRENT H. BARTHOLOMEW Judicial Retention

Vote For 1

TOTAL

YES	11
NO	1
Total Votes Cast	12
Contest Totals	16

BARBARA A FINLINSON Judicial Retention

Vote For 1

TOTAL

YES	11
NO	1
Total Votes Cast	12
Contest Totals	16

Constitutional Amendment B

Vote For 1

TOTAL

FOR	9
AGAINST	4
Total Votes Cast	13
Contest Totals	16

Nephi #4:U1

Constitutional Amendment C

Vote For 1

TOTAL

FOR	12
AGAINST	1
Total Votes Cast	13
Contest Totals	16

Nephi #5:U1

Statistics	TOTAL
Registered Voters - Total	112
Ballots Cast - Total	100
Ballots Cast - Blank	0
Voter Turnout - Total	89.29%

U.S. President and Vice President

Vote For 1

	TOTAL
WEST/ABDULLAH	0
EVERYLOVE	0
CON SKOUSEN/COMBS	0
GRN STEIN/WARE	0
REP TRUMP/VANCE	89
LIB OLIVER/TER MAAT	0
DEM HARRIS/WALZ	10
DE LA CRUZ/GARCIA	0
Write-In Totals	0
Write-In: Invalid	0
Not Assigned	0
Total Votes Cast	99
Contest Totals	100

U.S. Senate

Vote For 1

	TOTAL
IAP CARLTON E. BOWEN	0
REP JOHN CURTIS	87
DEM CAROLINE GLEICH	9
Write-In Totals	0
Write-In: Invalid	0
Write-In: Laird Hamblin	0
Not Assigned	0
Total Votes Cast	96
Contest Totals	100

U.S. House District 4

Vote For 1

	TOTAL
M. EVAN BULLARD	0
UUP VAUGHN R COOK	1
DEM KATRINA FALLICK-WANG	7
REP BURGESS OWENS	89
Total Votes Cast	97
Contest Totals	100

Nephi #5:U1

Governor and Lieutenant Governor

Vote For 1

TOTAL

REP COX/HENDERSON	67
IAP WILLIAMS/WILLIAMS III	2
DEM KING/CUMMINGS	6
LIB LATHAM/SHORT	5
TOMENY/TAYLOR	0
Write-In Totals	18
Write-In: Invalid	0
Write-In: Phil Lyman / Natalie	18
Not Assigned	0
Total Votes Cast	98
Contest Totals	100

Attorney General

Vote For 1

TOTAL

REP DEREK BROWN	89
DEM RUDY J BAUTISTA	7
LIB W. ANDREW MCCULLOUGH	2
AUSTIN HEPWORTH	0
UUP MICHELLE QUIST	1
Total Votes Cast	99
Contest Totals	100

State Auditor

Vote For 1

TOTAL

REP TINA CANNON	88
CON JEFFREY L. OSTLER	2
DEM CATHERINE VOUTAZ	6
Total Votes Cast	96
Contest Totals	100

State Treasurer

Vote For 1

TOTAL

UFP MILES POMEROY	1
REP MARLO M. OAKS	87
DEM NEIL A HANSEN	7
Total Votes Cast	95
Contest Totals	100

Nephi #5:U1

State Senate District 27

Vote For 1

TOTAL

REP DERRIN R OWENS	90
Total Votes Cast	90
Contest Totals	100

State House District 66

Vote For 1

TOTAL

REP TROY SHELLEY	82
Total Votes Cast	82
Contest Totals	100

County Commission Seat C

Vote For 1

TOTAL

REP MARVIN GARR KENISON	90
Total Votes Cast	90
Contest Totals	100

County Assessor

Vote For 1

TOTAL

REP ZACKARY BUCK	73
Total Votes Cast	73
Contest Totals	100

County Recorder/Surveyor

Vote For 1

TOTAL

REP DEBRA PRISBREY ZIRBES	80
Total Votes Cast	80
Contest Totals	100

County Treasurer

Vote For 1

TOTAL

REP MELANIE M COWAN	86
Total Votes Cast	86
Contest Totals	100

Nephi #5:U1

MATTHEW B. DURRANT Judicial Retention

Vote For 1

TOTAL

YES	70
NO	15
Total Votes Cast	85
Contest Totals	100

RYAN D. TENNEY Judicial Retention

Vote For 1

TOTAL

YES	73
NO	13
Total Votes Cast	86
Contest Totals	100

CHRISTINE S. JOHNSON Judicial Retention

Vote For 1

TOTAL

YES	69
NO	19
Total Votes Cast	88
Contest Totals	100

JENNIFER A. MABEY Judicial Retention

Vote For 1

TOTAL

YES	69
NO	18
Total Votes Cast	87
Contest Totals	100

ROGER WADSWORTH GRIFFIN Judicial Retention

Vote For 1

TOTAL

YES	73
NO	15
Total Votes Cast	88
Contest Totals	100

SEAN M. PETERSEN Judicial Retention

Vote For 1

TOTAL

YES	77
NO	11
Total Votes Cast	88
Contest Totals	100

Nephi #5:U1

DEREK P. PULLAN Judicial Retention

Vote For 1

TOTAL

YES	74
NO	13
Total Votes Cast	87
Contest Totals	100

DENISE M. PORTER Judicial Retention

Vote For 1

TOTAL

YES	72
NO	16
Total Votes Cast	88
Contest Totals	100

BRENT H. BARTHOLOMEW Judicial Retention

Vote For 1

TOTAL

YES	76
NO	12
Total Votes Cast	88
Contest Totals	100

BARBARA A FINLINSON Judicial Retention

Vote For 1

TOTAL

YES	86
NO	5
Total Votes Cast	91
Contest Totals	100

Constitutional Amendment B

Vote For 1

TOTAL

FOR	54
AGAINST	34
Total Votes Cast	88
Contest Totals	100

Constitutional Amendment C

Vote For 1

TOTAL

FOR	80
AGAINST	10
Total Votes Cast	90
Contest Totals	100

Nephi #5:U2

Statistics	TOTAL
Registered Voters - Total	3
Ballots Cast - Total	3
Ballots Cast - Blank	0
Voter Turnout - Total	100.00%

U.S. President and Vice President

Vote For 1

TOTAL

WEST/ABDULLAH	█
EVERYLOVE	█
CON SKOUSEN/COMBS	█
GRN STEIN/WARE	█
REP TRUMP/VANCE	█
LIB OLIVER/TER MAAT	█
DEM HARRIS/WALZ	█
DE LA CRUZ/GARCIA	█
Write-In Totals	█
Write-In: Invalid	█
Not Assigned	█
Total Votes Cast	█
Contest Totals	█

U.S. Senate

Vote For 1

TOTAL

IAP CARLTON E. BOWEN	█
REP JOHN CURTIS	█
DEM CAROLINE GLEICH	█
Write-In Totals	█
Write-In: Invalid	█
Write-In: Laird Hamblin	█
Not Assigned	█
Total Votes Cast	█
Contest Totals	█

U.S. House District 4

Vote For 1

TOTAL

M. EVAN BULLARD	█
UUP VAUGHN R COOK	█
DEM KATRINA FALLICK-WANG	█
REP BURGESS OWENS	█
Total Votes Cast	█
Contest Totals	█

Nephi #5:U2

Governor and Lieutenant Governor

Vote For 1

TOTAL

REP COX/HENDERSON	█
IAP WILLIAMS/WILLIAMS III	█
DEM KING/CUMMINGS	█
LIB LATHAM/SHORT	█
TOMENY/TAYLOR	█
Write-In Totals	█
Write-In: Invalid	█
Write-In: Phil Lyman / Natalie	█
Not Assigned	█
Total Votes Cast	█
Contest Totals	█

Attorney General

Vote For 1

TOTAL

REP DEREK BROWN	█
DEM RUDY J BAUTISTA	█
LIB W. ANDREW MCCULLOUGH	█
AUSTIN HEPWORTH	█
UUP MICHELLE QUIST	█
Total Votes Cast	█
Contest Totals	█

State Auditor

Vote For 1

TOTAL

REP TINA CANNON	█
CON JEFFREY L. OSTLER	█
DEM CATHERINE VOUTAZ	█
Total Votes Cast	█
Contest Totals	█

State Treasurer

Vote For 1

TOTAL

UFP MILES POMEROY	█
REP MARLO M. OAKS	█
DEM NEIL A HANSEN	█
Total Votes Cast	█
Contest Totals	█

Nephi #5:U2

State Senate District 27

Vote For 1

TOTAL

REP DERRIN R OWENS



Total Votes Cast



Contest Totals



State House District 66

Vote For 1

TOTAL

REP TROY SHELLEY



Total Votes Cast



Contest Totals



County Commission Seat C

Vote For 1

TOTAL

REP MARVIN GARR KENISON



Total Votes Cast



Contest Totals



County Assessor

Vote For 1

TOTAL

REP ZACKARY BUCK



Total Votes Cast



Contest Totals



County Recorder/Surveyor

Vote For 1

TOTAL

REP DEBRA PRISBREY ZIRBES



Total Votes Cast



Contest Totals



County Treasurer

Vote For 1

TOTAL

REP MELANIE M COWAN



Total Votes Cast



Contest Totals



Nephi #5:U2

MATTHEW B. DURRANT Judicial Retention

Vote For 1

TOTAL

YES	█
NO	█
Total Votes Cast	█
Contest Totals	█

RYAN D. TENNEY Judicial Retention

Vote For 1

TOTAL

YES	█
NO	█
Total Votes Cast	█
Contest Totals	█

CHRISTINE S. JOHNSON Judicial Retention

Vote For 1

TOTAL

YES	█
NO	█
Total Votes Cast	█
Contest Totals	█

JENNIFER A. MABEY Judicial Retention

Vote For 1

TOTAL

YES	█
NO	█
Total Votes Cast	█
Contest Totals	█

ROGER WADSWORTH GRIFFIN Judicial Retention

Vote For 1

TOTAL

YES	█
NO	█
Total Votes Cast	█
Contest Totals	█

SEAN M. PETERSEN Judicial Retention

Vote For 1

TOTAL

YES	█
NO	█
Total Votes Cast	█
Contest Totals	█

Nephi #5:U2

DEREK P. PULLAN Judicial Retention

Vote For 1

TOTAL

YES	█
NO	█
Total Votes Cast	█
Contest Totals	█

DENISE M. PORTER Judicial Retention

Vote For 1

TOTAL

YES	█
NO	█
Total Votes Cast	█
Contest Totals	█

BRENT H. BARTHOLOMEW Judicial Retention

Vote For 1

TOTAL

YES	█
NO	█
Total Votes Cast	█
Contest Totals	█

BARBARA A FINLINSON Judicial Retention

Vote For 1

TOTAL

YES	█
NO	█
Total Votes Cast	█
Contest Totals	█

Constitutional Amendment B

Vote For 1

TOTAL

FOR	█
AGAINST	█
Total Votes Cast	█
Contest Totals	█

Constitutional Amendment C

Vote For 1

TOTAL

FOR	█
AGAINST	█
Total Votes Cast	█
Contest Totals	█

Nephi #6:U

Statistics	TOTAL
Registered Voters - Total	32
Ballots Cast - Total	31
Ballots Cast - Blank	0
Voter Turnout - Total	96.88%

U.S. President and Vice President

Vote For 1

	TOTAL
WEST/ABDULLAH	0
EVERYLOVE	0
CON SKOUSEN/COMBS	0
GRN STEIN/WARE	0
REP TRUMP/VANCE	29
LIB OLIVER/TER MAAT	0
DEM HARRIS/WALZ	2
DE LA CRUZ/GARCIA	0
Write-In Totals	0
Write-In: Invalid	0
Not Assigned	0
Total Votes Cast	31
Contest Totals	31

U.S. Senate

Vote For 1

	TOTAL
IAP CARLTON E. BOWEN	1
REP JOHN CURTIS	28
DEM CAROLINE GLEICH	2
Write-In Totals	0
Write-In: Invalid	0
Write-In: Laird Hamblin	0
Not Assigned	0
Total Votes Cast	31
Contest Totals	31

U.S. House District 4

Vote For 1

	TOTAL
M. EVAN BULLARD	0
UUP VAUGHN R COOK	1
DEM KATRINA FALLICK-WANG	2
REP BURGESS OWENS	28
Total Votes Cast	31
Contest Totals	31

Nephi #6:U

Governor and Lieutenant Governor

Vote For 1

TOTAL

REP COX/HENDERSON	22
IAP WILLIAMS/WILLIAMS III	0
DEM KING/CUMMINGS	4
LIB LATHAM/SHORT	1
TOMENY/TAYLOR	0
Write-In Totals	4
Write-In: Invalid	0
Write-In: Phil Lyman / Natalie	4
Not Assigned	0
Total Votes Cast	31
Contest Totals	31

Attorney General

Vote For 1

TOTAL

REP DEREK BROWN	28
DEM RUDY J BAUTISTA	1
LIB W. ANDREW MCCULLOUGH	0
AUSTIN HEPWORTH	0
UUP MICHELLE QUIST	0
Total Votes Cast	29
Contest Totals	31

State Auditor

Vote For 1

TOTAL

REP TINA CANNON	28
CON JEFFREY L. OSTLER	0
DEM CATHERINE VOUTAZ	1
Total Votes Cast	29
Contest Totals	31

State Treasurer

Vote For 1

TOTAL

UFP MILES POMEROY	1
REP MARLO M. OAKS	26
DEM NEIL A HANSEN	2
Total Votes Cast	29
Contest Totals	31

Nephi #6:U

State Senate District 27

Vote For 1

TOTAL

REP DERRIN R OWENS	27
Total Votes Cast	27
Contest Totals	31

State House District 66

Vote For 1

TOTAL

REP TROY SHELLEY	26
Total Votes Cast	26
Contest Totals	31

County Commission Seat C

Vote For 1

TOTAL

REP MARVIN GARR KENISON	27
Total Votes Cast	27
Contest Totals	31

County Assessor

Vote For 1

TOTAL

REP ZACKARY BUCK	25
Total Votes Cast	25
Contest Totals	31

County Recorder/Surveyor

Vote For 1

TOTAL

REP DEBRA PRISBREY ZIRBES	28
Total Votes Cast	28
Contest Totals	31

County Treasurer

Vote For 1

TOTAL

REP MELANIE M COWAN	28
Total Votes Cast	28
Contest Totals	31

Nephi #6:U

MATTHEW B. DURRANT Judicial Retention

Vote For 1

TOTAL

YES	20
NO	8
Total Votes Cast	28
Contest Totals	31

RYAN D. TENNEY Judicial Retention

Vote For 1

TOTAL

YES	20
NO	8
Total Votes Cast	28
Contest Totals	31

CHRISTINE S. JOHNSON Judicial Retention

Vote For 1

TOTAL

YES	20
NO	8
Total Votes Cast	28
Contest Totals	31

JENNIFER A. MABEY Judicial Retention

Vote For 1

TOTAL

YES	20
NO	8
Total Votes Cast	28
Contest Totals	31

ROGER WADSWORTH GRIFFIN Judicial Retention

Vote For 1

TOTAL

YES	20
NO	8
Total Votes Cast	28
Contest Totals	31

SEAN M. PETERSEN Judicial Retention

Vote For 1

TOTAL

YES	20
NO	8
Total Votes Cast	28
Contest Totals	31

Nephi #6:U

DEREK P. PULLAN Judicial Retention

Vote For 1

TOTAL

YES	20
NO	8
Total Votes Cast	28
Contest Totals	31

DENISE M. PORTER Judicial Retention

Vote For 1

TOTAL

YES	20
NO	8
Total Votes Cast	28
Contest Totals	31

BRENT H. BARTHOLOMEW Judicial Retention

Vote For 1

TOTAL

YES	19
NO	9
Total Votes Cast	28
Contest Totals	31

BARBARA A FINLINSON Judicial Retention

Vote For 1

TOTAL

YES	23
NO	5
Total Votes Cast	28
Contest Totals	31

Constitutional Amendment B

Vote For 1

TOTAL

FOR	15
AGAINST	15
Total Votes Cast	30
Contest Totals	31

Constitutional Amendment C

Vote For 1

TOTAL

FOR	21
AGAINST	8
Total Votes Cast	29
Contest Totals	31

Rocky Ridge #1:U

Statistics	TOTAL
Registered Voters - Total	14
Ballots Cast - Total	15
Ballots Cast - Blank	0
Voter Turnout - Total	107.14%

U.S. President and Vice President

Vote For 1

	TOTAL
WEST/ABDULLAH	█
EVERYLOVE	█
CON SKOUSEN/COMBS	█
GRN STEIN/WARE	█
REP TRUMP/VANCE	█
LIB OLIVER/TER MAAT	█
DEM HARRIS/WALZ	█
DE LA CRUZ/GARCIA	█
Write-In Totals	█
Write-In: Invalid	█
Not Assigned	█
Total Votes Cast	█
Contest Totals	█

U.S. Senate

Vote For 1

	TOTAL
IAP CARLTON E. BOWEN	█
REP JOHN CURTIS	█
DEM CAROLINE GLEICH	█
Write-In Totals	█
Write-In: Invalid	█
Write-In: Laird Hamblin	█
Not Assigned	█
Total Votes Cast	█
Contest Totals	█

U.S. House District 4

Vote For 1

	TOTAL
M. EVAN BULLARD	█
UUP VAUGHN R COOK	█
DEM KATRINA FALLICK-WANG	█
REP BURGESS OWENS	█
Total Votes Cast	█
Contest Totals	█

Rocky Ridge #1:U

Governor and Lieutenant Governor

Vote For 1

TOTAL

REP COX/HENDERSON	█
IAP WILLIAMS/WILLIAMS III	█
DEM KING/CUMMINGS	█
LIB LATHAM/SHORT	█
TOMENY/TAYLOR	█
Write-In Totals	█
Write-In: Invalid	█
Write-In: Phil Lyman / Natalie	█
Not Assigned	█
Total Votes Cast	█
Contest Totals	█

Attorney General

Vote For 1

TOTAL

REP DEREK BROWN	█
DEM RUDY J BAUTISTA	█
LIB W. ANDREW MCCULLOUGH	█
AUSTIN HEPWORTH	█
UUP MICHELLE QUIST	█
Total Votes Cast	█
Contest Totals	█

State Auditor

Vote For 1

TOTAL

REP TINA CANNON	█
CON JEFFREY L. OSTLER	█
DEM CATHERINE VOUTAZ	█
Total Votes Cast	█
Contest Totals	█

State Treasurer

Vote For 1

TOTAL

UFP MILES POMEROY	█
REP MARLO M. OAKS	█
DEM NEIL A HANSEN	█
Total Votes Cast	█
Contest Totals	█

Rocky Ridge #1:U

State Senate District 27

Vote For 1

TOTAL

REP DERRIN R OWENS



Total Votes Cast



Contest Totals



State House District 66

Vote For 1

TOTAL

REP TROY SHELLEY



Total Votes Cast



Contest Totals



County Commission Seat C

Vote For 1

TOTAL

REP MARVIN GARR KENISON



Total Votes Cast



Contest Totals



County Assessor

Vote For 1

TOTAL

REP ZACKARY BUCK



Total Votes Cast



Contest Totals



County Recorder/Surveyor

Vote For 1

TOTAL

REP DEBRA PRISBREY ZIRBES



Total Votes Cast



Contest Totals



County Treasurer

Vote For 1

TOTAL

REP MELANIE M COWAN



Total Votes Cast



Contest Totals



Rocky Ridge #1:U

Juab County School Board District 1

Vote For 1

TOTAL

CASSANDRA BEUTLER	█
BRADY BLACKETT	█
Total Votes Cast	█
Contest Totals	█

MATTHEW B. DURRANT Judicial Retention

Vote For 1

TOTAL

YES	█
NO	█
Total Votes Cast	█
Contest Totals	█

RYAN D. TENNEY Judicial Retention

Vote For 1

TOTAL

YES	█
NO	█
Total Votes Cast	█
Contest Totals	█

CHRISTINE S. JOHNSON Judicial Retention

Vote For 1

TOTAL

YES	█
NO	█
Total Votes Cast	█
Contest Totals	█

JENNIFER A. MABEY Judicial Retention

Vote For 1

TOTAL

YES	█
NO	█
Total Votes Cast	█
Contest Totals	█

ROGER WADSWORTH GRIFFIN Judicial Retention

Vote For 1

TOTAL

YES	█
NO	█
Total Votes Cast	█
Contest Totals	█

Rocky Ridge #1:U

SEAN M. PETERSEN Judicial Retention

Vote For 1

TOTAL

YES	
NO	
Total Votes Cast	
Contest Totals	

DEREK P. PULLAN Judicial Retention

Vote For 1

TOTAL

YES	
NO	
Total Votes Cast	
Contest Totals	

DENISE M. PORTER Judicial Retention

Vote For 1

TOTAL

YES	
NO	
Total Votes Cast	
Contest Totals	

BRENT H. BARTHOLOMEW Judicial Retention

Vote For 1

TOTAL

YES	
NO	
Total Votes Cast	
Contest Totals	

BARBARA A FINLINSON Judicial Retention

Vote For 1

TOTAL

YES	
NO	
Total Votes Cast	
Contest Totals	

Constitutional Amendment B

Vote For 1

TOTAL

FOR	
AGAINST	
Total Votes Cast	
Contest Totals	

Rocky Ridge #1:U

Constitutional Amendment C

Vote For 1

TOTAL

FOR	■
AGAINST	■
Total Votes Cast	■
Contest Totals	■

Federal District 4

Statistics	TOTAL
Registered Voters - Total	0
Ballots Cast - Total	1
Ballots Cast - Blank	0
Voter Turnout - Total	0.00%

U.S. President and Vice President

Vote For 1

	TOTAL
WEST/ABDULLAH	0
EVERYLOVE	0
CON SKOUSEN/COMBS	0
GRN STEIN/WARE	0
REP TRUMP/VANCE	0
LIB OLIVER/TER MAAT	0
DEM HARRIS/WALZ	1
DE LA CRUZ/GARCIA	0
Write-In Totals	0
Write-In: Invalid	0
Not Assigned	0
Total Votes Cast	1
Contest Totals	1

U.S. Senate

Vote For 1

	TOTAL
IAP CARLTON E. BOWEN	0
REP JOHN CURTIS	0
DEM CAROLINE GLEICH	1
Write-In Totals	0
Write-In: Invalid	0
Write-In: Laird Hamblin	0
Not Assigned	0
Total Votes Cast	1
Contest Totals	1

U.S. House District 4

Vote For 1

	TOTAL
M. EVAN BULLARD	0
UUP VAUGHN R COOK	0
DEM KATRINA FALLICK-WANG	1
REP BURGESS OWENS	0
Total Votes Cast	1
Contest Totals	1