

Statistics

TOTAL

Election Day Precincts Reporting	52 of 53
Precincts Complete	0 of 53
Precincts Partially Reported	52 of 53
Absentee/ Early Precincts Reporting	52 of 53
Registered Voters - Total	33,569
Ballots Cast - Total	29,668
Ballots Cast - Blank	3
Voter Turnout - Total	88.38%


U.S. President and Vice President

Vote For 1

TOTAL

WEST/ABDULLAH	32
EVERYLOVE	49
CON SKOUSEN/COMBS	196
GRN STEIN/WARE	119
REP TRUMP/VANCE	22,853
LIB OLIVER/TER MAAT	342
DEM HARRIS/WALZ	5,274
DE LA CRUZ/GARCIA	44
Write-In Totals	423
Write-In: ANDRE RAMON MC NEIL	0
Write-In: Invalid	412
Write-In: JAY J BOWMAN/DE D. BOWMAN	1
Write-In: BUDDIE ARDEN WILKERSON	0
Write-In: STEVE M. JOHNSON	0
Write-In: PETER SONSKI/LAUREN MICHELLE ONAK	10
Write-In: FUTURE MADAM POTUS	0
Write-In: SHONDRA YEVETTE IRVING	0
Not Assigned	0
Overvotes	15
Undervotes	321
Contest Totals	29,668

Official Results
Summary



U.S. Senate

Vote For 1

TOTAL

IAP CARLTON E. BOWEN	1,791
REP JOHN CURTIS	22,803
DEM CAROLINE GLEICH	4,050
Write-In Totals	210
Write-In: Invalid	203
Write-In: LAIRD FETZER HAMBLIN	7
Not Assigned	0
Overvotes	13
Undervotes	801
Contest Totals	29,668

U.S. House District 1

Vote For 1	TOTAL
DEM BILL CAMPBELL	4,130
LIB DANIEL R. COTTAM	1,431
REP BLAKE D. MOORE	22,902
Overvotes	1
Undervotes	1,204
Contest Totals	29,668

Governor and Lieutenant Governor

Vote For 1	TOTAL
REP COX/HENDERSON	18,423
IAP WILLIAMS/WILLIAMS III	776
DEM KING/CUMMINGS	3,535
LIB LATHAM/SHORT	1,083
TOMENY/TAYLOR	136
Write-In Totals	4,769
Write-In: Invalid	70
Write-In: RICHARD KENNEDY	0
LYMAN/CAROL ANN LYMAN	
Write-In: PHIL LYMAN/NATALIE	4,682
CLAWSON	
Write-In: CHARLIE TAUTUAA/SYLVA	17
FISK	
Not Assigned	0
Overvotes	13
Undervotes	933
Contest Totals	29,668

Attorney General

Vote For 1	TOTAL
REP DEREK BROWN	21,581
DEM RUDY J BAUTISTA	3,647
LIB W. ANDREW MCCULLOUGH	1,174
AUSTIN HEPWORTH	883
UUP MICHELLE QUIST	1,229
Overvotes	5
Undervotes	1,149
Contest Totals	29,668

State Auditor

Vote For 1	TOTAL
REP TINA CANNON	22,577
CON JEFFREY L. OSTLER	1,868
DEM CATHERINE VOUTAZ	3,800
Overvotes	8
Undervotes	1,415
Contest Totals	29,668

State Treasurer

Vote For 1	TOTAL
UFP MILES POMEROY	1,233
REP MARLO M. OAKS	22,908
DEM NEIL A HANSEN	4,020
Overvotes	6
Undervotes	1,501
Contest Totals	29,668

State House District 1

Vote For 1	TOTAL
DEM CLAUDIA BIGLER	3,546
REP THOMAS PETERSON	16,393
Overvotes	1
Undervotes	1,190
Contest Totals	21,130

State House District 6

Vote For 1	TOTAL
REP MATTHEW H. GWYNN	6,483
DEM AMBER HARDY	1,510
Overvotes	0
Undervotes	545
Contest Totals	8,538

Box Elder County Commissioner Seat C

Vote For 1	TOTAL
REP TYLER M. VINCENT	20,806
Write-In Totals	6,267
Write-In: SAM MCMURDIE	5,722
Write-In: Invalid	545
Not Assigned	0
Overvotes	9
Undervotes	2,586
Contest Totals	29,668

Box Elder County Assessor

Vote For 1	TOTAL
REP KORY L. WILDE	24,659
Overvotes	0
Undervotes	5,009
Contest Totals	29,668

Box Elder County Recorder

Vote For 1	TOTAL
REP CHAD MONTGOMERY	24,563
Overvotes	0
Undervotes	5,105
Contest Totals	29,668

Box Elder County Treasurer

Vote For 1	TOTAL
REP SHAUN RONALD THORNLEY	24,249
Overvotes	0
Undervotes	5,419
Contest Totals	29,668

Box Elder School Board District 1

Vote For 1	TOTAL
TIFFANI SUMMERS	3,773
Overvotes	0
Undervotes	873
Contest Totals	4,646

Box Elder School Board District 2

Vote For 1	TOTAL
CONNIE J. ARCHIBALD	1,849
STEPHANIE ZOLLINGER DEFILIPPIS	1,942
Overvotes	1
Undervotes	480
Contest Totals	4,272

Box Elder School Board District 5

Vote For 1	TOTAL
BRYAN DEE SMITH	2,885
Overvotes	0
Undervotes	830
Contest Totals	3,715

Box Elder School Board District 6

Vote For 1	TOTAL
DANIELLE WRIGHT	2,896
Overvotes	0
Undervotes	950
Contest Totals	3,846

MATTHEW B. DURRANT Judicial Retention

Vote For 1	TOTAL
YES	20,888
NO	4,235
Overvotes	17
Undervotes	4,528
Contest Totals	29,668

RYAN D. TENNEY Judicial Retention

Vote For 1	TOTAL
YES	20,692
NO	4,338
Overvotes	10
Undervotes	4,628
Contest Totals	29,668

SPENCER D. WALSH Judicial Retention

Vote For 1	TOTAL
YES	20,728
NO	4,294
Overvotes	8
Undervotes	4,638
Contest Totals	29,668

BRANDON J. MAYNARD Judicial Retention

Vote For 1	TOTAL
YES	20,502
NO	4,845
Overvotes	5
Undervotes	4,316
Contest Totals	29,668

BRYAN P GALLOWAY Judicial Retention

Vote For 1	TOTAL
YES	20,889
NO	4,129
Overvotes	3
Undervotes	4,647
Contest Totals	29,668

Constitutional Amendment B

Vote For 1	TOTAL
FOR	17,783
AGAINST	9,945
Overvotes	6
Undervotes	1,934
Contest Totals	29,668

Constitutional Amendment C

Vote For 1	TOTAL
FOR	23,770
AGAINST	4,068
Overvotes	12
Undervotes	1,818
Contest Totals	29,668

LOCAL SPECIAL BOND ELECTION

Vote For 1	TOTAL
FOR THE ISSUANCE OF BONDS	8,832
AGAINST THE ISSUANCE OF BONDS	18,578
Overvotes	5
Undervotes	2,253
Contest Totals	29,668

**BOX ELDER COUNTY
2024 GENERAL ELECTION**

The Board of Canvassers of Box Elder County, Utah, met at the County Courthouse, 01 South Main Street, Brigham City, Utah at 11:00 a.m. on Tuesday, November 19, 2024 to conduct a canvass of returns from the 2024 Box Elder County General Election pursuant to Utah Code Unannotated 20A-4-304. The following members were present constituting a quorum:

Lee Perry	Chairman
Boyd Bingham	Commissioner
Stan Summers	Commissioner
Marla R. Young	Clerk-Election Official

Clerk Marla R. Young conducted the canvass. A cursory review of the ballot tabulations was made. The results of the canvass are attached.

Ms. Young stated there were 29,668 ballots cast. The number of ballots cast by mail was 24,697 and the number of ballots cast in person was 3913. One hundred twenty-five by-mail ballots were received after Tuesday November 5, 2024 which were timely post marked. Thirty-one by-mail ballots were postmarked on or after November 5, 2024 and not counted. The 31 uncounted ballots were sealed in an envelope and filed with the 2024 General Election returns. The number of ballots counted on election night was 20,823 for an election night percentage of 62.03%.

There were 1022 voted provisional ballots. (Provisional Ballot Report attached). After counting the valid by-mail, in person, and provisional ballots, the percentage of ballots counted was 88.38 percent, a total of 29,668 ballots.

Ms. Young reviewed the audit procedures with the Board. She said Box Elder County was required to audit 392 ballots and 246 signatures, which were randomly selected by the Lt. Governor. The 392 ballots selected audited using the hand count method. The 246 voter signatures selected were compared with the signatures on file in Vista.

Election Official, Marla R. Young, followed all of the noticing and reporting required by Utah State Code.

MOTION; A motion was made by Commissioner Summers to accept the results of the 2024 General Election as submitted by the Clerk-Election Official. The motion was seconded by Commissioner Bingham and unanimously carried.

Respectfully submitted,


Marla R Young, County Clerk-Election Official



CERTIFICATION OF ELECTION

We, the Board of Canvassers for Box Elder County, Utah, hereby certify that the attached tabulation and canvass reports to be the OFFICIAL RESULTS and have reviewed them for accuracy and correctness for the General Election held in Box Elder County on November 5, 2024, as determined by an official canvass conducted by Marla R. Young, Box Elder County Clerk.

We, the Board of Canvassers of Box Elder County have declared elected or nominated those persons who had the highest number of votes to an office completely within the board's jurisdiction.


The canvass meeting was duly called pursuant to Utah Code Unannotated 20A-4-304, for the purpose of reviewing and certifying the results of the November 5, 2024 General Election on Tuesday November 19, 2024 at 11:00 a.m.


Dated this 19th day of November 2024.




[REDACTED]
Marla R. Young, Clerk


[REDACTED]
Lee Perry, Commission Chairman


[REDACTED]
Boyd Bingham, Commissioner


[REDACTED]
Stan Summers, Commissioner

****County Name** Canvass Statistics**

****Election Date****

Section 1 - Ballot Statistics

1A	88.4%	Voter Turnout
1B	33569	Active voters (as of the voter registration deadline)
1C	24697	Number of counted ballots (Mail or Drop Box)
1D	3913	Number of counted ballots (In-person)
1E	51	Number of ballots that were returned electronically (UOCAVA/disability)
1F	1007	Number of counted ballots (Provisional)
1G	29668	Total number of ballots counted
1H	Yes	Does total ballots counted match the number of voters given vote history in VISTA
1I		If no, what is the difference

1L Explain:

Section 2: Challenged and Uncounted Ballot Statistics

2A	204	Number of envelopes with a signature that does not match the voter's signature
2B	49	Number of unsigned envelopes
2C	12	Number of challenged ballots for other curable reasons
2D	440	Total number of ballots that were challenged (cured and not cured combined)
2E	265	Total number of curable that were not cured
2F	60.2%	Percentage of curable ballots that were not cured
2G	0	Total number of ballots where the voter submitted a disability affidavit*

Section 3: Rejected ballot statistics (ballots that cannot be cured)

3A	31	Number of ballots that were returned after the postmark deadline
3B	10	Number of ballots rejected for other non-curable reasons
3C	41	Total number of rejected that were not curable
3D	1.4%	Percentage of ballots that were returned as undeliverable

Section 4: Provisional ballot statistics

4A	1022	Number of provisional ballots issued
4B	1007	Number of provisional ballots counted
4C	15	Total Number of provisional ballots not counted
4D	1	Already Voted
4E		Insufficient ID
4F		Unsigned
4G	12	Incomplete Form
4H	2	Other
4I	98.5%	Percentage of provisionals that were counted
4J	975	Number of provisional ballots that are same-day registration

Section 5: County Clerk Certification

Marla Young
Box Elder

I certify that the information contained in this report is true and accurate.



2024 Canvass - Audit Certification Report

County: Box Elder County, Utah Election: 2024 General Election

Paper Ballot Audit Summary

1. Number of paper ballots processed: 29668
2. Number of ballots audited: 392
3. List the contests on the ballot that were audited:

President/Vice Pres.
Governor/St. Gov.
State House 6

Con. Amendment B

Were there any differences between the tabulation software and the votes marked on the paper ballots?

Yes No (*If YES, please attach an explanation of any inconsistencies)

1 ballot was captured on the DS450 for Tom Jomeny. It was a fold line.

DRE Machine Audit Summary (complete only if applicable)

1. Number of voting machines used in the election: _____
2. Number of polling places used for the election: _____
3. Number of voting machines audited: _____
4. Were tamper-evident seals affixed to all journal tape canisters? Yes No
 (*If no, please attach copies of the journal tape logs for the applicable canisters)
5. Did all machine serial numbers match when the canisters were installed and removed? Yes No
 (*If no, please attach copies of the journal tape logs for the applicable canisters)
6. Did any tape seals on the journal tape canisters show evidence of tampering? Yes No
 (*If yes, please attach copies of the logs for the applicable canisters)
7. Were there any differences between the machine results and hand-counted results for any audited machine?
 Yes No *If yes, please attach copies of the hand count logs for the applicable canisters)

Signature Affidavit Audit Summary

Total number of signature affidavits audited: 246

Did the signature audit reveal any inconsistencies between a signature's initial verification and the audit?
 Yes No (*If YES, please attach an explanation of any inconsistencies)

Clerk Certification – to be completed before the canvass

Yes No I certify that the audits described above were conducted according to the audit policy.

Yes No I certify that I have reviewed the number of vote histories recorded in VISTA and they closely match the number of ballots cast in my county during this election.

Number of ballots counted: 29668

Number of vote histories: 29668

Difference: 0


Explain any differences:

Yes No I certify that I have properly maintained chain of custody controls as outlined in 20A-3a-401.1 and Rule 623-8.

Yes No I certify that I have properly maintained the voter list in accordance with state and federal laws (20A-3a-404(2)).

Yes No I complied with the requirements of the software validation rule R623-7: "before using any voting equipment, and before each election, the election officer shall verify that the firmware version on any voting equipment matches the firmware version that is certified by the EAC."

County Clerk Signature:



A large black rectangular redaction box covers the signature of the County Clerk. The signature itself is not legible.

Date:

Nov. 19, 2024

STATISTICS

	Registered Voters - Total	Ballots Cast - Total	Ballots Cast - Blank	Voter Turnout - Total
Brigham City 01	501	425	0	84.83%
Brigham City 02	776	682	0	87.89%
Brigham City 03	711	603	0	84.81%
Brigham City 04	609	527	0	86.54%
Brigham City 05	534	472	0	88.39%
Brigham City 06	1,041	956	0	91.83%
Brigham City 07	832	722	0	86.78%
Brigham City 08	695	579	0	83.31%
Brigham City 09	365	321	0	87.95%
Brigham City 10	919	776	0	84.44%
Brigham City 11	390	341	1	87.44%
Brigham City 12	799	682	0	85.36%
Brigham City 13	577	496	0	85.96%
Brigham City 14	821	710	0	86.48%
Brigham City 15	786	717	0	91.22%
Brigham City North West	646	584	0	90.4%
Beaver Dam/Collinston	418	386	0	92.34%
Bear River	669	619	0	92.53%
Box Elder West	227	193	0	85.02%
Corinne 1	892	774	0	86.77%
Deweyville	444	391	0	88.06%
Elwood	954	869	0	91.09%
Fielding 1	337	307	0	91.1%
Fielding 2	418	390	0	93.3%
Garland 1	874	792	0	90.62%
Garland 2	671	602	0	89.72%
Garland East	467	422	0	90.36%
Honeyville 1	564	477	1	84.57%
Honeyville 2	487	448	0	91.99%
Honeyville	163	0	0	0%
Howell	902	148	0	16.41%
Mantua	1,031	807	0	78.27%
Perry 1	542	927	1	171.03%

STATISTICS

Perry 2	Registered Voters - Total	915	Ballots Cast - Total	486	Ballots Cast - Blank	0	Voter Turnout - Total	53.11%
Perry 3		969		786		0		81.11%
Perry 4		387		884		0		228.42%
Plymouth		218		347		0		159.17%
Portage		428		181		0		42.29%
Riverside		124		395		0		318.55%
Snowville		642		96		0		14.95%
South Willard 1		461		535		0		116.05%
South Willard 2		977		395		0		40.43%
Tremonton 1		712		863		0		121.21%
Tremonton 2		942		651		0		69.11%
Tremonton 3		1,207		819		0		67.85%
Tremonton 4		978		1,088		0		111.25%
Tremonton 5		487		851		0		174.74%
Tremonton 6		687		431		0		62.74%
Tremonton South		946		609		0		64.38%
Tremonton West		774		824		0		106.46%
Willard 1		653		696		0		106.58%
Willard 2		0		586		0		0%
Federal		0		0		0		0%
Totals		33,569		29,668		3		

U.S. President and Vice President

VOTE FOR 1

Brigham City 01	WEST/ABDUL LAH	1	EVERYLOVE	0	SKOUSEN/CO MBS	5	GRN STEINWARE	2	REP TRUMP/VANCE	290	LIB OLIVER/TERMAAT	3	DEM HARRIS/WALZ	116	DE LA CRUZ/GARCIA	0	Write-in: ANDRE RAMON MC NEIL	0	Write-in: Invalid	6	Write-in: JAY J BOWMAN/DE D. BOWMAN	0	Write-in: BUDDIE ARDEN WILKERSON	0	Write-in: STEVE M. JOHNSON	0
Brigham City 02		0		0		5		6		461		9		180		2		0	11		0		0	0	0	
Brigham City 03		1		3		7		2		397		6		168		0		0	11		0		0	0	0	
Brigham City 04		1		2		3		2		377		8		126		3		0	3		0		0	0	0	
Brigham City 05		2		1		1		1		328		3		126		0		0	2		0		0	0	0	
Totals		33,569		29,668		3		12		1,752		26		506		6		11	33		6		6	6	6	

U.S. President and Vice President

	WEST/ABDUL LAH	EVERYLOVE	SKOUSEN/CO MBS	GRN STEIN/WARE	REP TRUMP/VANC E	LIB OLIVER/TER MAAT	DEM HARRIS/WAL Z	DE LA CRUZ/GARCI A	Write-in Totals	Write-in: ANDRE RAMON MC NEIL	Write-in: Invalid	Write-in: JAY J BOWMAN/DE D. BOWMAN	Write-in: BUDDIE ARDEN WILKERSON	Write-in: STEVE M. JOHNSON
Brigham City 06	0	4	6	3	687	17	204	0	20	0	18	0	0	0
Brigham City 07	2	0	8	2	484	10	195	1	14	0	12	1	0	0
Brigham City 08	2	0	3	4	390	7	152	1	9	0	9	0	0	0
Brigham City 09	2	4	3	2	233	3	65	1	3	0	3	0	0	0
Brigham City 10	1	3	5	2	538	17	183	2	15	0	15	0	0	0
Brigham City 11	0	0	2	2	228	1	100	1	0	0	0	0	0	0
Brigham City 12	0	1	8	4	430	8	208	1	11	0	11	0	0	0
Brigham City 13	0	0	2	2	352	9	122	1	4	0	2	0	0	0
Brigham City 14	1	1	9	6	453	11	209	1	12	0	12	0	0	0
Brigham City 15	0	2	3	4	495	6	176	0	23	0	23	0	0	0
Brigham City North West	0	1	2	1	470	5	82	1	9	0	9	0	0	0
Beaver Dam/Collinston	1	1	1	0	338	2	36	0	2	0	2	0	0	0
Bear River	0	0	5	0	521	2	70	0	14	0	14	0	0	0
Box Elder West	0	0	1	0	182	1	4	0	4	0	4	0	0	0
Corinne 1	1	1	5	3	626	3	113	3	11	0	11	0	0	0
Deweyville	0	0	2	1	313	4	64	2	3	0	3	0	0	0
Elwood	2	5	3	1	727	13	88	1	15	0	15	0	0	0
Fielding 1	0	0	4	1	272	0	23	0	1	0	1	0	0	0
Fielding 2	0	1	0	0	346	0	37	1	2	0	2	0	0	0
Garland 1	0	0	1	2	663	11	97	3	7	0	7	0	0	0
Garland 2	0	2	4	2	481	5	96	3	6	0	6	0	0	0
Garland East	1	0	7	2	366	3	23	1	12	0	12	0	0	0
Honeyville 1	1	1	3	5	390	7	60	0	6	0	5	0	0	0
Honeyville 2	1	0	9	2	356	9	61	0	4	0	4	0	0	0
Honeyville	0	0	0	0	0	0	0	0	0	0	0	0	0	0
Howell	0	0	0	1	129	0	17	0	1	0	1	0	0	0
Mantua	0	0	2	5	652	12	105	1	17	0	17	0	0	0
Perry 1	1	0	6	4	711	6	166	2	16	0	16	0	0	0
Perry 2	1	1	4	2	366	5	91	1	7	0	7	0	0	0
Perry 3	0	1	1	5	563	9	160	1	24	0	22	0	0	0
Perry 4	0	0	8	5	682	13	153	1	10	0	10	0	0	0
Plymouth	2	0	0	1	311	1	26	2	3	0	3	0	0	0

U.S. President and Vice President

	WEST/ABDUL LAH	EVERYLOVE	SKOUSEN/CO MBS	GRN STEIN/WARE	REP TRUMP/VANCE	LIB OLIVER/TERMAAT	DEM HARRIS/WALZ	DE LA CRUZ/GARCIA	Write-in Totals	Write-in: ANDRE RAMON MC NEIL	Write-in: Invalid	Write-in: JAY J BOWMAN/DE D. BOWMAN	Write-in: BUDDIE ARDEN WILKERSON	Write-in: STEVE M. JOHNSON
Portage	0	0	4	0	157	0	16	0	3	0	3	0	0	0
Riverside	0	2	6	0	341	7	31	0	6	0	6	0	0	0
Snowville	0	0	0	0	90	1	4	0	1	0	1	0	0	0
South Willard 1	3	0	1	3	434	3	78	1	6	0	6	0	0	0
South Willard 2	0	0	0	1	309	10	68	0	3	0	3	0	0	0
Tremonton 1	1	1	6	0	703	6	128	0	13	0	13	0	0	0
Tremonton 2	0	0	5	3	527	8	102	0	2	0	2	0	0	0
Tremonton 3	0	2	4	3	643	11	139	1	7	0	7	0	0	0
Tremonton 4	0	1	3	4	856	13	195	4	8	0	6	0	0	0
Tremonton 5	2	1	2	2	675	12	138	0	8	0	8	0	0	0
Tremonton 6	1	1	3	2	340	3	78	0	2	0	2	0	0	0
Tremonton South	0	2	3	2	523	7	55	0	12	0	12	0	0	0
Tremonton West	1	2	4	3	668	17	106	0	13	0	13	0	0	0
Willard 1	0	2	9	4	532	5	132	0	11	0	11	0	0	0
Willard 2	0	0	8	5	447	10	102	1	10	0	10	0	0	0
Federal	0	0	0	0	0	0	0	0	0	0	0	0	0	0
Totals	32	49	196	119	22,853	342	5,274	44	423	0	412	1	0	0

U.S. President and Vice President

VOTE FOR 1

	Write-in: PETER SONSKI/LAUR EN MICHELLE	Write-in: FUTURE MADAM POTUS	Write-in: SHONDRA YEVETTE IRVING	Write-in: Not Assigned	Overvotes	Undervotes	Contest Total
Brigham City 01	0	0	0	0	0	2	425
Brigham City 02	0	0	0	0	0	8	682
Brigham City 03	0	0	0	0	0	8	603
Brigham City 04	0	0	0	0	1	1	527
Brigham City 05	0	0	0	0	2	6	472
Brigham City 06	2	0	0	0	0	15	956
Brigham City 07	1	0	0	0	2	4	722
Brigham City 08	0	0	0	0	1	10	579
Brigham City 09	0	0	0	0	0	5	321
Brigham City 10	0	0	0	0	1	9	776
Brigham City 11	0	0	0	0	0	7	341
Brigham City 12	0	0	0	0	0	11	682
Brigham City 13	2	0	0	0	1	3	496
Brigham City 14	0	0	0	0	2	5	710
Brigham City 15	0	0	0	0	0	8	717
Brigham City North West	0	0	0	0	0	13	584
Beaver Dam/Collinston	0	0	0	0	1	4	386
Bear River	0	0	0	0	0	7	619
Box Elder West	0	0	0	0	0	1	193
Corinne 1	0	0	0	0	0	8	774
Deweyville	0	0	0	0	0	2	391
Elwood	0	0	0	0	0	14	869
Fielding 1	0	0	0	0	0	6	307
Fielding 2	0	0	0	0	0	3	390
Garland 1	0	0	0	0	0	8	792
Garland 2	0	0	0	0	0	3	602
Garland East	0	0	0	0	0	7	422
Honeyville 1	1	0	0	0	0	4	477
Honeyville 2	0	0	0	0	0	6	448
Honeyville	0	0	0	0	0	0	0
Howell	0	0	0	0	0	0	148
Mantua	0	0	0	0	0	13	807

U.S. President and Vice President

VOTE FOR 1

	SONSKI/LAUREN MICHELLE	Write-in: PETER	Write-in: FUTURE MADAM POTUS	Write-in: SHONDRA YEVETTE IRVING	Write-in: Not Assigned	Overvotes	Undervotes	Contest Total
Perry 1	0	0	0	0	0	0	15	927
Perry 2	0	0	0	0	0	0	8	486
Perry 3	2	0	0	0	0	0	22	786
Perry 4	0	0	0	0	0	0	12	884
Plymouth	0	0	0	0	0	0	1	347
Portage	0	0	0	0	0	0	1	181
Riverside	0	0	0	0	0	0	2	395
Snowville	0	0	0	0	0	0	0	96
South Willard 1	0	0	0	0	0	0	6	535
South Willard 2	0	0	0	0	0	0	4	395
Tremonton 1	0	0	0	0	0	2	3	863
Tremonton 2	0	0	0	0	0	1	3	651
Tremonton 3	0	0	0	0	0	1	8	819
Tremonton 4	2	0	0	0	0	0	4	1,088
Tremonton 5	0	0	0	0	0	0	11	851
Tremonton 6	0	0	0	0	0	0	1	431
Tremonton South	0	0	0	0	0	0	5	609
Tremonton West	0	0	0	0	0	0	10	824
Willard 1	0	0	0	0	0	0	1	696
Willard 2	0	0	0	0	0	0	3	586
Federal	0	0	0	0	0	0	0	0
Totals	10	0	0	0	0	15	321	29,668

	IAP CARLTON E. BOWEN	REP JOHN CURTIS	DEM CAROLINE GLEICH	Write-in Totals	Write-in: Invalid	Write-in: LAIRD FETZER HAMBLIN	Write-in: Not Assigned	Overvotes	Undervotes	Contest Total
Brigham City 01	26	285	95	0	0	0	0	0	19	425
Brigham City 02	37	481	136	3	1	2	0	0	25	682
Brigham City 03	42	398	137	4	4	0	0	1	21	603
Brigham City 04	27	371	107	5	5	0	0	0	17	527
Brigham City 05	46	308	111	2	2	0	0	0	5	472
Brigham City 06	70	694	153	15	15	0	0	1	23	956
Brigham City 07	56	492	148	3	3	0	0	0	23	722
Brigham City 08	40	392	119	6	5	1	0	0	22	579
Brigham City 09	24	241	43	4	4	0	0	0	9	321
Brigham City 10	44	563	147	0	0	0	0	0	22	776
Brigham City 11	15	239	73	2	2	0	0	1	11	341
Brigham City 12	33	496	131	2	1	1	0	1	19	682
Brigham City 13	35	355	92	2	2	0	0	1	11	496
Brigham City 14	39	482	159	6	6	0	0	1	23	710
Brigham City 15	49	521	123	1	1	0	0	0	23	717
Brigham City North West	37	441	72	16	16	0	0	0	18	584
Beaver Dam/Collinston	22	333	19	4	4	0	0	0	8	386
Bear River	50	503	44	5	5	0	0	0	17	619
Box Elder West	9	177	2	1	1	0	0	0	4	193
Corinne 1	41	610	98	8	8	0	0	0	17	774
Deweyville	13	323	36	0	0	0	0	0	19	391
Elwood	51	742	55	13	12	1	0	0	8	869
Fielding 1	18	267	18	1	1	0	0	0	3	307
Fielding 2	34	322	25	3	3	0	0	0	6	390
Garland 1	52	633	88	6	6	0	0	0	13	792
Garland 2	30	475	77	8	8	0	0	1	11	602
Garland East	21	380	13	0	0	0	0	0	8	422
Honeyville 1	32	381	45	2	2	0	0	0	17	477
Honeyville 2	30	350	47	4	4	0	0	1	16	448
Honeyville	0	0	0	0	0	0	0	0	0	0
Howell	8	123	12	1	1	0	0	0	4	148
Mantua	38	658	80	3	3	0	0	0	28	807

	U.S. Senate										Contest Total
	IAP CARLTON E. BOWEN	REP JOHN CURTIS	DEM CAROLINE GLEICH	Write-in Totals	Write-in: Invalid	Write-in: LAIRD FETZER HAMBLIN	Write-in: Not Assigned	Overvotes	Undervotes		
Perry 1	30	755	118	2	2	0	0	1	21		927
Perry 2	34	369	65	8	8	0	0	0	10		486
Perry 3	30	599	131	0	0	0	0	0	26		786
Perry 4	53	693	111	5	5	0	0	0	22		884
Plymouth	21	297	19	0	0	0	0	0	10		347
Portage	19	143	13	1	1	0	0	0	5		181
Riverside	25	331	23	5	5	0	0	0	11		395
Snowville	4	88	1	0	0	0	0	0	3		96
South Willard 1	44	406	69	6	6	0	0	0	10		535
South Willard 2	33	292	55	2	2	0	0	0	13		395
Tremonton 1	47	711	88	2	2	0	0	1	14		863
Tremonton 2	30	507	78	3	3	0	0	0	33		651
Tremonton 3	38	628	125	7	6	1	0	0	21		819
Tremonton 4	60	833	155	5	4	1	0	0	35		1,088
Tremonton 5	48	668	108	6	6	0	0	0	21		851
Tremonton 6	18	334	66	5	5	0	0	1	7		431
Tremonton South	38	495	44	15	15	0	0	1	16		609
Tremonton West	52	655	88	3	3	0	0	0	26		824
Willard 1	47	531	99	3	3	0	0	1	15		696
Willard 2	51	432	89	2	2	0	0	0	12		586
Federal	0	0	0	0	0	0	0	0	0		0
Totals	1,791	22,803	4,050	210	203	7	0	13	801		29,668

U.S. House District 1

VOTE FOR 1

	DEM BILL CAMPBELL	LIB DANIEL R. COTTAM	REP BLAKE D. MOORE	Overvotes	Undervotes	Contest Total
Brigham City 01	98	19	279	0	29	425
Brigham City 02	140	35	480	0	27	682
Brigham City 03	151	31	392	0	29	603
Brigham City 04	110	36	361	0	20	527
Brigham City 05	111	25	320	0	16	472
Brigham City 06	145	51	730	0	30	956
Brigham City 07	137	51	508	0	26	722
Brigham City 08	121	38	392	0	28	579
Brigham City 09	60	13	234	0	14	321
Brigham City 10	149	28	564	0	35	776
Brigham City 11	69	15	242	0	15	341
Brigham City 12	141	28	483	0	30	682
Brigham City 13	92	34	352	0	18	496
Brigham City 14	159	27	485	0	39	710
Brigham City 15	146	45	493	0	33	717
Brigham City North West	76	26	456	0	26	584
Beaver Dam/Collinston	22	17	332	0	15	386
Bear River	51	31	517	0	20	619
Box Elder West	2	2	182	0	7	193
Corinne 1	80	38	634	0	22	774
Deweyville	32	19	318	0	22	391
Elwood	63	43	744	0	19	869
Fielding 1	23	20	257	0	7	307
Fielding 2	26	13	333	0	18	390
Garland 1	73	40	652	0	27	792
Garland 2	74	27	477	0	24	602
Garland East	12	11	385	0	14	422
Honeyville 1	47	17	386	0	27	477
Honeyville 2	58	16	349	0	25	448
Honeyville	0	0	0	0	0	0
Howell	13	10	120	0	5	148
Mantua	97	33	639	0	38	807

		U.S. House District 1						
		VOTE FOR 1						
		DEM BILL CAMPBELL	LIB DANIEL R. COTTAM	REP BLAKE D. MOORE	Overvotes	Undervotes	Contest Total	
Perry 1		108	35	749	0	35	927	
Perry 2		67	27	377	0	15	486	
Perry 3		117	42	589	0	38	786	
Perry 4		116	33	707	0	28	884	
Plymouth		23	13	294	0	17	347	
Portage		16	10	148	0	7	181	
Riverside		29	19	329	0	18	395	
Snowville		6	2	85	0	3	96	
South Willard 1		60	32	425	0	18	535	
South Willard 2		67	10	297	0	21	395	
Tremonton 1		89	44	712	0	18	863	
Tremonton 2		82	34	492	0	43	651	
Tremonton 3		125	36	624	0	34	819	
Tremonton 4		152	50	826	0	60	1,088	
Tremonton 5		104	58	658	0	31	851	
Tremonton 6		70	18	329	1	13	431	
Tremonton South		46	22	519	0	22	609	
Tremonton West		94	43	648	0	39	824	
Willard 1		97	32	546	0	21	696	
Willard 2		84	32	452	0	18	586	
Federal		0	0	0	0	0	0	
Totals		4,130	1,431	22,902	1	1,204	29,668	

Governor and Lieutenant Governor

VOTE FOR 1

	REP COX/HENDER SON	IAP WILLIAMS/WI LLIAMS III	DEM KING/CUMMI NGS	LIB LATHAM/SHO RT	TOMENY/TAY LOR	Write-in Totals	Write-in: Invalid	Write-in: RICHARD KENNEDY LYMAN/CARO	Write-in: PHIL LYMAN/NATA LIE CLAWSON	Write-in: CHARLIE TAUTUAA/SY LVIA FISK	Write-in: Not Assigned	Overvotes	Undervotes	Contest Total
Brigham City 01	249	12	81	19	2	40	0	0	40	0	0	0	22	425
Brigham City 02	405	17	135	25	1	75	3	0	72	0	0	1	23	682
Brigham City 03	320	24	130	25	2	76	2	0	74	0	0	0	26	603
Brigham City 04	330	12	83	20	2	61	1	0	59	1	0	0	19	527
Brigham City 05	263	16	91	19	3	68	1	0	65	2	0	0	12	472
Brigham City 06	629	22	121	34	5	124	2	0	122	0	0	0	21	956
Brigham City 07	463	14	122	26	4	77	1	0	76	0	0	1	15	722
Brigham City 08	327	23	105	26	4	74	1	0	73	0	0	0	20	579
Brigham City 09	203	9	43	8	1	46	1	0	45	0	0	0	11	321
Brigham City 10	506	23	116	18	6	83	0	0	81	2	0	1	23	776
Brigham City 11	205	2	59	8	0	49	2	0	47	0	0	1	17	341
Brigham City 12	425	9	117	30	4	72	0	0	71	1	0	2	23	682
Brigham City 13	293	14	80	27	1	69	0	0	69	0	0	0	12	496
Brigham City 14	424	19	135	21	7	77	1	0	76	0	0	0	27	710
Brigham City 15	455	14	109	22	1	93	1	0	92	0	0	0	23	717
Brigham City North West	330	24	62	21	0	120	0	0	120	0	0	0	27	584
Beaver Dam/Collinston	243	11	25	14	1	81	4	0	76	1	0	0	11	386
Bear River	362	17	38	24	2	150	0	0	149	1	0	1	25	619
Box Elder West	127	4	2	8	0	46	0	0	46	0	0	0	6	193
Corinne 1	468	20	71	35	2	151	3	0	147	1	0	0	27	774
Deweyville	274	7	26	10	1	58	1	0	57	0	0	0	15	391
Elwood	591	22	47	24	2	169	5	0	164	0	0	0	14	869
Fielding 1	189	10	18	16	3	62	0	0	62	0	0	0	9	307
Fielding 2	223	9	20	12	2	116	0	0	116	0	0	0	8	390
Garland 1	505	27	78	33	4	117	0	0	117	0	0	0	28	792
Garland 2	383	17	63	20	1	101	2	0	99	0	0	0	17	602
Garland East	299	8	17	6	5	77	0	0	77	0	0	0	10	422
Honeyville 1	283	13	36	19	1	105	1	0	104	0	0	0	20	477
Honeyville 2	240	10	51	17	5	109	0	0	109	0	0	1	15	448
Honeyville	0	0	0	0	0	0	0	0	0	0	0	0	0	0
Howell	88	3	14	2	1	36	2	0	34	0	0	0	4	148
Mantua	543	14	72	28	3	124	0	0	124	0	0	0	23	807

Governor and Lieutenant Governor

	REP COX/HENDER SON	IAP WILLIAMS/WI LLIAMS III	DEM KING/CUMMI NGS	LIB LATHAM/SHO RT	TOMENY/TAY LOR	Write-in Totals	Write-in: Invalid	Write-in: RICHARD KENNEDY LYMAN/CARO	Write-in: PHIL LYMAN/NATA LIE CLAWSON	Write-in: CHARLIE TAUTUAA/SY LVIA FISK	Write-in: Not Assigned	Overvotes	Undervotes	Contest Total
Perry 1	611	20	113	23	3	129	2	0	127	0	0	0	28	927
Perry 2	290	9	59	17	0	95	3	0	92	0	0	0	16	486
Perry 3	536	7	95	25	2	96	3	0	93	0	0	0	25	786
Perry 4	552	27	92	36	5	143	0	0	143	0	0	2	27	884
Plymouth	237	15	16	9	0	58	3	0	55	0	0	0	12	347
Portage	113	9	10	9	1	34	0	0	34	0	0	1	4	181
Riverside	228	9	22	15	1	100	1	0	96	3	0	0	20	395
Snowville	73	4	1	4	0	8	1	0	7	0	0	0	6	96
South Willard 1	307	19	65	25	2	102	3	0	99	0	0	0	15	535
South Willard 2	223	9	48	9	1	93	0	0	93	0	0	0	12	395
Tremonton 1	582	16	71	29	5	142	2	0	140	0	0	0	18	863
Tremonton 2	386	22	66	32	3	114	1	0	111	2	0	0	28	651
Tremonton 3	491	29	110	33	8	120	2	0	117	1	0	1	27	819
Tremonton 4	667	38	157	44	7	140	5	0	135	0	0	1	34	1,088
Tremonton 5	533	23	96	26	2	143	1	0	142	0	0	0	28	851
Tremonton 6	271	13	63	19	3	58	0	0	57	1	0	0	4	431
Tremonton South	382	22	33	27	4	129	1	0	128	0	0	0	12	609
Tremonton West	513	16	71	35	4	160	4	0	156	0	0	0	25	824
Willard 1	434	9	97	31	6	103	2	0	100	1	0	0	16	696
Willard 2	349	14	83	18	3	96	2	0	94	0	0	0	23	586
Totals	18,423	776	3,535	1,083	136	4,769	70	0	4,682	17	0	13	933	29,668

Custom Table Report
 General Election
 November 5, 2024

OFFICIAL RESULTS
 Precinct Level Results
 Box Elder

Attorney General
 VOTE FOR 1

	REP DEREK BROWN	DEM RUDY J BAUTISTA	LIB W. ANDREW MCCULLOUGH	AUSTIN HEPWORTH	UUP MICHELLE QUIST	Overvotes	Undervotes	Contest Total
Brigham City 01	266	83	21	14	18	0	23	425
Brigham City 02	458	113	29	17	28	0	37	682
Brigham City 03	363	135	33	20	25	0	27	603
Brigham City 04	343	96	29	13	15	0	31	527
Brigham City 05	296	93	28	17	21	1	16	472
Brigham City 06	666	136	38	40	47	0	29	956
Brigham City 07	460	121	33	30	49	0	29	722
Brigham City 08	353	110	30	23	33	0	30	579
Brigham City 09	228	41	13	10	15	0	14	321
Brigham City 10	518	139	27	30	31	0	31	776
Brigham City 11	233	58	12	3	15	0	20	341
Brigham City 12	422	132	21	19	62	0	26	682
Brigham City 13	321	82	29	7	40	0	17	496
Brigham City 14	455	135	21	25	43	0	31	710
Brigham City 15	473	129	23	23	37	0	32	717
Brigham City North West	438	64	26	18	10	0	28	584
Beaver Dam/Collinston	321	21	11	10	10	0	13	386
Bear River	487	41	34	24	13	1	19	619
Box Elder West	170	4	4	3	8	0	4	193
Corinne 1	593	85	33	15	29	0	19	774
Deweyville	292	32	32	4	10	0	21	391
Elwood	701	54	37	14	40	0	23	869
Fielding 1	247	28	12	9	3	0	8	307
Fielding 2	310	26	7	17	16	0	14	390
Garland 1	609	74	36	19	29	0	25	792
Garland 2	437	67	23	24	30	0	21	602
Garland East	371	9	10	9	9	0	14	422
Honeyville 1	378	36	19	11	11	0	22	477
Honeyville 2	341	47	14	17	15	0	14	448
Honeyville	0	0	0	0	0	0	0	0
Howell	123	7	2	0	10	0	6	148
Mantua	621	65	23	33	28	0	37	807

Attorney General

VOTE FOR 1

	REP DEREK BROWN	DEM RUDY J BAUTISTA	LIB W. ANDREW MCCULLOUGH	AUSTIN HEPWORTH	UUP MICHELLE QUIST	Overvotes	Undervotes	Contest Total
Perry 1	707	112	23	23	30	0	32	927
Perry 2	349	58	15	12	36	0	16	486
Perry 3	548	103	33	17	45	0	40	786
Perry 4	667	103	36	26	32	0	20	884
Plymouth	287	20	11	8	6	1	14	347
Portage	145	14	9	2	8	0	3	181
Riverside	320	22	11	18	10	0	14	395
Snowville	86	1	2	1	1	0	5	96
South Willard 1	410	60	18	15	22	0	10	535
South Willard 2	282	52	8	18	17	0	18	395
Tremonton 1	687	60	31	21	41	0	23	863
Tremonton 2	467	76	22	24	24	0	38	651
Tremonton 3	602	103	27	21	35	0	31	819
Tremonton 4	777	150	43	31	35	0	52	1,088
Tremonton 5	612	102	53	16	26	1	41	851
Tremonton 6	314	60	23	9	17	1	7	431
Tremonton South	473	45	24	33	12	0	22	609
Tremonton West	626	81	32	28	26	0	31	824
Willard 1	514	86	22	15	26	0	33	696
Willard 2	414	76	21	27	30	0	18	586
Totals	21,581	3,647	1,174	883	1,229	5	1,149	29,668

	State Auditor VOTE FOR 1				State Treasurer VOTE FOR 1					
	REP TINA CANNON	CON JEFFREY L. OSTLER	DEM CATHERINE VOUTAZ		UFP MILES POMEROY	REP MARLO M. OAKS	DEM NEIL A HANSEN			
Brigham City 01	273	29	87	0	29	277	86	1	32	425
Brigham City 02	472	37	131	1	28	478	130	0	46	682
Brigham City 03	371	58	136	1	48	383	134	1	37	603
Brigham City 04	351	38	103	0	29	365	92	0	41	527
Brigham City 05	313	29	103	1	24	321	105	0	22	472
Brigham City 06	721	49	145	0	69	705	135	0	47	956
Brigham City 07	508	46	133	0	35	517	133	0	37	722
Brigham City 08	393	40	116	0	33	398	110	0	38	579
Brigham City 09	241	18	41	0	6	246	50	0	19	321
Brigham City 10	565	37	137	1	33	552	155	0	36	776
Brigham City 11	243	15	65	0	13	247	63	0	18	341
Brigham City 12	481	39	125	0	43	468	134	0	37	682
Brigham City 13	344	35	92	0	27	354	96	0	19	496
Brigham City 14	483	39	147	0	35	486	144	0	45	710
Brigham City 15	514	44	119	0	25	522	126	0	44	717
Brigham City North West	466	27	63	0	18	466	67	0	33	584
Beaver Dam/Collinston	323	30	17	0	20	328	21	0	17	386
Bear River	502	44	46	0	25	519	50	0	25	619
Box Elder West	167	14	4	0	1	180	4	0	8	193
Corinne 1	612	52	84	1	38	616	94	0	26	774
Deweyville	302	31	32	0	12	311	39	0	29	391
Elwood	756	38	52	0	35	742	66	0	26	869
Fielding 1	258	21	18	0	8	264	23	0	12	307
Fielding 2	330	19	25	0	14	332	29	0	15	390
Garland 1	628	50	80	0	32	635	86	0	39	792
Garland 2	465	40	69	0	30	459	83	0	30	602
Garland East	371	24	7	0	14	376	14	0	18	422
Honeyville 1	380	25	45	0	9	380	60	0	28	477
Honeyville 2	348	34	49	0	21	358	52	0	17	448
Honeyville	0	0	0	0	0	0	0	0	0	0
Howell	128	6	8	0	6	120	12	0	10	148
Mantua	639	48	72	0	24	658	72	1	52	807

	State Auditor VOTE FOR 1				State Treasurer VOTE FOR 1			
	REP TINA CANNON	CON JEFFREY L. OSTLER	DEM CATHERINE VOUTAZ		UFP MILES POMEROY	REP MARLO M. OAKS	DEM NEIL A HANSEN	
Perry 1	730	52	108	1	25	737	123	0
Perry 2	370	29	61	0	20	376	67	0
Perry 3	606	32	105	0	22	602	110	0
Perry 4	675	73	105	0	40	688	120	0
Plymouth	290	23	23	0	14	292	28	0
Portage	146	14	16	0	12	147	16	0
Riverside	327	23	21	0	10	344	15	0
Snowville	85	5	1	0	1	87	3	0
South Willard 1	413	34	68	0	25	425	65	0
South Willard 2	303	18	50	0	6	319	50	0
Tremonton 1	701	68	69	0	44	713	76	0
Tremonton 2	501	38	74	0	20	511	80	1
Tremonton 3	614	52	117	0	32	622	122	0
Tremonton 4	806	73	151	0	32	834	160	0
Tremonton 5	640	63	111	0	27	667	111	0
Tremonton 6	329	24	69	0	17	328	77	1
Tremonton South	499	35	44	0	14	507	58	0
Tremonton West	628	69	85	0	25	668	92	1
Willard 1	524	49	90	2	26	535	101	0
Willard 2	442	38	81	0	37	443	81	0
Totals	22,577	1,868	3,800	8	1,233	22,908	4,020	6
				1,415	29,668	1,501	29,668	
				25	586	25	586	
				31	696	34	696	
				42	824	38	824	
				31	609	30	609	
				9	431	8	431	
				37	851	46	851	
				58	1,088	62	1,088	
				36	819	43	819	
				38	651	39	651	
				25	863	30	863	
				24	395	20	395	
				20	535	20	535	
				5	96	5	96	
				0	395	26	395	
				0	181	6	181	
				0	347	13	347	
				0	884	36	884	
				0	786	52	786	
				43	486	23	486	
				26	486	23	486	
				0	927	42	927	
				1	927	42	927	
				0	486	23	486	
				0	786	52	786	
				0	884	36	884	
				0	347	13	347	
				0	181	6	181	
				0	395	26	395	
				0	96	5	96	
				0	535	20	535	
				0	395	20	395	
				0	863	30	863	
				0	651	39	651	
				0	819	43	819	
				0	1,088	62	1,088	
				0	851	46	851	
				0	431	8	431	
				0	609	30	609	
				0	824	38	824	
				2	696	34	696	
				0	586	25	586	
				8	29,668	1,501	29,668	
				22,577	1,868	3,800	4,020	6
				1,415	29,668	1,501	29,668	
				25	586	25	586	
				31	696	34	696	
				42	824	38	824	
				9	431	8	431	
				37	851	46	851	
				58	1,088	62	1,088	
				36	819	43	819	
				38	651	39	651	
				25	863	30	863	
				24	395	20	395	
				20	535	20	535	
				5	96	5	96	
				0	395	26	395	
				0	181	6	181	
				0	347	13	347	
				0	884	36	884	
				0	786	52	786	
				43	486	23	486	
				26	486	23	486	
				1	927	42	927	

	State House District 1				State House District 6					
	VOTE FOR 1				VOTE FOR 1					
	DEM CLAUDIA BIGLER	REP THOMAS PETERSON	Overvotes	Undervotes	Contest Total	REP MATTHEW H. GWYNN	DEM AMBER HARDY	Overvotes	Undervotes	Contest Total
Brigham City 01	124	268	0	33	425	395	134	0	50	579
Brigham City 02	174	474	0	34	682	570	161	0	45	776
Brigham City 03	200	370	0	33	603	484	150	0	48	682
Brigham City 04	144	348	0	35	527	366	105	0	25	496
Brigham City 05	122	327	0	23	472	489	170	0	51	710
Brigham City 06	210	704	1	41	956					
Brigham City 07	197	487	0	38	722					
Brigham City 08										
Brigham City 09	63	239	0	19	321					
Brigham City 10										
Brigham City 11	81	244	0	16	341					
Brigham City 12										
Brigham City 13										
Brigham City 14										
Brigham City 15	188	484	0	45	717					
Brigham City North West	96	459	0	29	584					
Beaver Dam/Collinston	36	330	0	20	386					
Bear River	69	522	0	28	619					
Box Elder West	5	181	0	7	193					
Corinne 1	139	606	0	29	774					
Deweyville	56	310	0	25	391					
Elwood	91	733	0	45	869					
Fielding 1	28	265	0	14	307					
Fielding 2	33	333	0	24	390					
Garland 1	103	652	0	37	792					
Garland 2	97	464	0	41	602					
Garland East	29	364	0	29	422					
Honeyville 1	73	369	0	35	477					
Honeyville 2	65	365	0	18	448					
Honeyville	0	0	0	0	0					
Howell	12	128	0	8	148					
Mantua	121	644	0	42	807					

	State House District 1				State House District 6					
	VOTE FOR 1				VOTE FOR 1					
	DEM CLAUDIA BIGLER	REP THOMAS PETERSON	Overvotes	Undervotes	Contest Total	REP MATTHEW H. GWYNN	DEM AMBER HARDY	Overvotes	Undervotes	Contest Total
Perry 1						736	133	0	58	927
Perry 2						384	70	0	32	486
Perry 3						604	123	0	59	786
Perry 4						705	132	0	47	884
Plymouth	24	303	0	20	347					
Portage	21	152	0	8	181					
Riverside	30	331	0	34	395					
Snowville	6	81	0	9	96					
South Willard 1						442	71	0	22	535
South Willard 2						308	59	0	28	395
Tremonton 1	113	711	0	39	863					
Tremonton 2	98	511	0	42	651					
Tremonton 3	134	645	0	40	819					
Tremonton 4	180	831	0	77	1,088					
Tremonton 5	138	658	0	55	851					
Tremonton 6	88	327	0	16	431					
Tremonton South	53	512	0	44	609					
Tremonton West	105	661	0	58	824					
Willard 1						538	112	0	46	696
Willard 2						462	90	0	34	586
Totals	3,546	16,393	1	1,190	21,130	6,483	1,510	0	545	8,538

Box Elder County Commissioner Seat C

VOTE FOR 1

	REP TYLER M. VINCENT	Write-in Totals	Write-in: SAM MCMURDIE	Write-in: Invalid	Write-in: Not Assigned	Overvotes	Undervotes	Contest Total
Brigham City 01	321	51	46	5	0	1	52	425
Brigham City 02	557	58	47	11	0	0	67	682
Brigham City 03	443	72	61	11	0	1	87	603
Brigham City 04	391	65	51	14	0	0	71	527
Brigham City 05	356	66	59	7	0	0	50	472
Brigham City 06	765	121	105	16	0	0	70	956
Brigham City 07	616	48	34	14	0	0	58	722
Brigham City 08	446	74	58	16	0	0	59	579
Brigham City 09	260	28	25	3	0	0	33	321
Brigham City 10	626	71	61	10	0	0	79	776
Brigham City 11	263	51	46	5	0	0	27	341
Brigham City 12	533	62	47	15	0	1	86	682
Brigham City 13	387	57	46	11	0	0	52	496
Brigham City 14	543	66	49	17	0	1	100	710
Brigham City 15	558	95	79	16	0	0	64	717
Brigham City North West	348	185	181	4	0	0	51	584
Beaver Dam/Collinston	210	156	149	7	0	0	20	386
Bear River	427	155	148	7	0	0	37	619
Box Elder West	116	71	71	0	0	0	6	193
Corinne 1	569	143	126	17	0	1	61	774
Deweyville	192	171	168	3	0	0	28	391
Elwood	417	416	402	14	0	0	36	869
Fielding 1	175	112	109	3	0	0	20	307
Fielding 2	203	171	165	6	0	0	16	390
Garland 1	525	207	193	14	0	0	60	792
Garland 2	356	195	183	12	0	0	51	602
Garland East	227	177	169	8	0	0	18	422
Honeyville 1	362	73	69	4	0	0	42	477
Honeyville 2	304	105	101	4	0	1	38	448
Honeyville	0	0	0	0	0	0	0	0
Howell	87	52	51	1	0	0	9	148
Mantua	668	62	45	17	0	0	77	807

Box Elder County Commissioner Seat C

VOTE FOR 1

	REP TYLER M. VINCENT	Write-in Totals	Write-in: SAM MCMURDIE	Write-in: Invalid	Write-in: Not Assigned	Overvotes	Undervotes	Contest Total
Perry 1	778	67	51	16	0	0	82	927
Perry 2	395	50	45	5	0	0	41	486
Perry 3	588	109	96	13	0	0	89	786
Perry 4	732	75	54	21	0	0	77	884
Plymouth	228	99	90	9	0	0	20	347
Portage	124	46	43	3	0	0	11	181
Riverside	159	212	206	6	0	0	24	395
Snowville	70	21	21	0	0	0	5	96
South Willard 1	443	48	32	16	0	0	44	535
South Willard 2	320	30	19	11	0	0	45	395
Tremonton 1	497	323	310	13	0	2	41	863
Tremonton 2	417	176	167	9	0	0	58	651
Tremonton 3	556	185	173	12	0	0	78	819
Tremonton 4	756	228	205	23	0	0	104	1,088
Tremonton 5	537	222	202	20	0	1	91	851
Tremonton 6	168	233	228	5	0	0	30	431
Tremonton South	287	290	274	16	0	0	32	609
Tremonton West	468	273	243	30	0	0	83	824
Willard 1	556	74	61	13	0	0	66	696
Willard 2	476	70	58	12	0	0	40	586
Totals	20,806	6,267	5,722	545	0	9	2,586	29,668

	Box Elder County Assessor				Box Elder County Recorder			
	VOTE FOR 1				VOTE FOR 1			
	REP KORY L. WILDE	Overvotes	Undervotes	Contest Total	REP CHAD MONTGOMERY	Overvotes	Undervotes	Contest Total
Brigham City 01	331	0	94	425	331	0	94	425
Brigham City 02	559	0	123	682	559	0	123	682
Brigham City 03	465	0	138	603	464	0	139	603
Brigham City 04	408	0	119	527	410	0	117	527
Brigham City 05	389	0	83	472	390	0	82	472
Brigham City 06	816	0	140	956	812	0	144	956
Brigham City 07	586	0	136	722	593	0	129	722
Brigham City 08	452	0	127	579	452	0	127	579
Brigham City 09	262	0	59	321	255	0	66	321
Brigham City 10	622	0	154	776	626	0	150	776
Brigham City 11	283	0	58	341	284	0	57	341
Brigham City 12	551	0	131	682	550	0	132	682
Brigham City 13	399	0	97	496	401	0	95	496
Brigham City 14	556	0	154	710	556	0	154	710
Brigham City 15	578	0	139	717	567	0	150	717
Brigham City North West	477	0	107	584	462	0	122	584
Beaver Dam/Collinston	331	0	55	386	327	0	59	386
Bear River	516	0	103	619	512	0	107	619
Box Elder West	172	0	21	193	172	0	21	193
Corinne 1	657	0	117	774	638	0	136	774
Deweyville	336	0	55	391	337	0	54	391
Elwood	771	0	98	869	764	0	105	869
Fielding 1	270	0	37	307	273	0	34	307
Fielding 2	340	0	50	390	341	0	49	390
Garland 1	665	0	127	792	669	0	123	792
Garland 2	499	0	103	602	495	0	107	602
Garland East	366	0	56	422	368	0	54	422
Honeyville 1	415	0	62	477	406	0	71	477
Honeyville 2	382	0	66	448	378	0	70	448
Honeyville	0	0	0	0	0	0	0	0
Howell	122	0	26	148	122	0	26	148
Mantua	665	0	142	807	660	0	147	807

Custom Table Report
 General Election
 November 5, 2024

OFFICIAL RESULTS
 Precinct Level Results
 Box Elder

	Box Elder County Assessor				Box Elder County Recorder			
	REP KORY L. WILDE	VOTE FOR 1			REP CHAD MONTGOMERY	VOTE FOR 1		
Perry 1	777	150	927	770	157	927	770	157
Perry 2	413	73	486	408	78	486	408	78
Perry 3	652	134	786	651	135	786	651	135
Perry 4	734	150	884	729	155	884	729	155
Plymouth	298	49	347	297	50	347	297	50
Portage	155	26	181	158	23	181	158	23
Riverside	328	67	395	326	69	395	326	69
Snowville	87	9	96	85	11	96	85	11
South Willard 1	447	88	535	444	91	535	444	91
South Willard 2	326	69	395	325	70	395	325	70
Tremonton 1	743	120	863	740	123	863	740	123
Tremonton 2	544	107	651	545	106	651	545	106
Tremonton 3	686	133	819	680	139	819	680	139
Tremonton 4	920	168	1,088	922	166	1,088	922	166
Tremonton 5	702	149	851	694	157	851	694	157
Tremonton 6	365	66	431	363	68	431	363	68
Tremonton South	531	78	609	538	71	609	538	71
Tremonton West	664	160	824	665	159	824	665	159
Willard 1	576	120	696	574	122	696	574	122
Willard 2	470	116	586	475	111	586	475	111
Totals	24,659	5,009	29,668	24,563	5,105	29,668	24,563	5,105

Custom Table Report
 General Election
 November 5, 2024

OFFICIAL RESULTS
 Precinct Level Results
 Box Elder

	Box Elder County Treasurer			Box Elder School Board District 1		
	VOTE FOR 1			VOTE FOR 1		
	REP SHAUN RONALD THORNLEY	Undervotes	Contest Total	TIFFANI SUMMERS	Undervotes	Contest Total
Brigham City 01	320	0	425			
Brigham City 02	546	0	682			
Brigham City 03	460	0	603			
Brigham City 04	404	0	527			
Brigham City 05	379	0	472			
Brigham City 06	805	0	956			
Brigham City 07	592	0	722			
Brigham City 08	448	0	579			
Brigham City 09	253	0	321			
Brigham City 10	611	0	776			
Brigham City 11	278	0	341			
Brigham City 12	543	0	682			
Brigham City 13	394	0	496			
Brigham City 14	544	0	710			
Brigham City 15	572	0	717			
Brigham City North West	477	0	584			
Beaver Dam/Collinston	318	0	386	303	0	386
Bear River	511	0	619		83	
Box Elder West	170	0	193			
Corinne 1	642	0	774			
Deweyville	330	0	391			
Elwood	751	0	869			
Fielding 1	269	0	307	262	0	307
Fielding 2	338	0	390	331	0	390
Garland 1	659	0	792	623	0	792
Garland 2	490	0	602	480	0	602
Garland East	365	0	422	354	0	422
Honeyville 1	400	0	477		68	
Honeyville 2	374	0	448			
Honeyville	0	0	0			
Howell	124	0	148			
Mantua	647	0	807			

Custom Table Report
 General Election
 November 5, 2024

OFFICIAL RESULTS
 Precinct Level Results
 Box Elder

	Box Elder County Treasurer			Box Elder School Board District 1		
	VOTE FOR 1			VOTE FOR 1		
	REP SHAUN THORNLEY	RONALD	763	TIFFANI SUMMERS	271	347
Perry 1	763		164			
Perry 2	405		81			
Perry 3	642		144			
Perry 4	720		164			
Plymouth	294		53		76	347
Portage	154		27		36	181
Riverside	321		74		0	395
Snowville	82		14		0	76
South Willard 1	439		96			
South Willard 2	319		76			
Tremonton 1	730		133			
Tremonton 2	535		116			
Tremonton 3	661		158			
Tremonton 4	904		184			
Tremonton 5	689		162			
Tremonton 6	367		64			
Tremonton South	524		85			
Tremonton West	661		163		139	824
Willard 1	561		135			
Willard 2	464		122			
Totals	24,249	0	5,419	29,668	3,773	4,646

Box Elder School Board District 2

Box Elder School Board District 5

	VOTE FOR 1		VOTE FOR 1		Contest Total	Undervotes	Overvotes	Contest Total	Undervotes	Overvotes									
	CONNIE J. ARCHIBALD	STEPHANIE ZOLLINGER DEFILIPPIS	BRYAN DEE SMITH																
Brigham City 04																			
Brigham City 05																			
Brigham City 06																			
Brigham City 07																			
Brigham City 09																			
Brigham City 15																			
Tremonton 1	310	508			863		45												
Tremonton 2	301	251			651		99												
Tremonton 3	380	341			819		97												
Tremonton 4	522	431			1,088		135												
Tremonton 5	336	411			851		104												
Totals	1,849	1,942	1	480	4,272	2,885	0	830	3,715										

Custom Table Report
 General Election
 November 5, 2024

OFFICIAL RESULTS
 Precinct Level Results
 Box Elder

Box Elder School Board District 6 MATTHEW B. DURRANT Judicial Retention

	VOTE FOR 1		VOTE FOR 1		Contest Total	Undervotes	Overvotes	NO	YES	Contest Total	Undervotes	Overvotes	NO	YES	Contest Total
	DANIELLE WRIGHT														
Brigham City 01								60	293			0	60	425	425
Brigham City 02							114	451				1	114	682	682
Brigham City 03					603		115	392				1	95	603	603
Brigham City 04	441		162				79	362				0	86	527	527
Brigham City 05							71	329				0	72	472	472
Brigham City 06							131	710				1	114	956	956
Brigham City 07							113	511				0	98	722	722
Brigham City 08	432		147		579		114	365				0	100	579	579
Brigham City 09							40	229				0	52	321	321
Brigham City 10	581		195		776		104	553				1	118	776	776
Brigham City 11							46	249				0	46	341	341
Brigham City 12	534		148		682		102	478				0	102	682	682
Brigham City 13	383		113		496		57	351				1	87	496	496
Brigham City 14	525		185		710		96	473				1	140	710	710
Brigham City 15							87	503				0	127	717	717
Brigham City North West							86	412				0	86	584	584
Beaver Dam/Collinston							78	250				0	58	386	386
Bear River							99	431				1	88	619	619
Box Elder West							20	147				0	26	193	193
Corinne 1							138	541				0	95	774	774
Deweyville							40	282				2	67	391	391
Elwood							95	668				0	106	869	869
Fielding 1							34	223				0	50	307	307
Fielding 2							58	272				0	60	390	390
Garland 1							104	560				1	127	792	792
Garland 2							90	429				1	82	602	602
Garland East							39	325				1	57	422	422
Honeyville 1							60	335				1	81	477	477
Honeyville 2							57	329				0	62	448	448
Honeyville							0	0				0	0	0	0
Howell							26	106				0	16	148	148
Mantua							118	526				0	163	807	807

Custom Table Report
 General Election
 November 5, 2024

OFFICIAL RESULTS
 Precinct Level Results
 Box Elder

	DANIELLE WRIGHT		VOTE FOR 1		VOTE FOR 1		MATTHEW B. DURRANT		Judicial Retention	
	Contest Total	Undervotes	Overvotes	YES	NO	Overvotes	Undervotes	Contest Total	Undervotes	Contest Total
Perry 1				668	117	0	142	927		927
Perry 2				350	69	1	66	486		486
Perry 3				555	89	0	142	786		786
Perry 4				615	136	1	132	884		884
Plymouth				238	60	0	49	347		347
Portage				126	21	0	34	181		181
Riverside				280	36	0	69	395		395
Snowville				74	7	0	15	96		96
South Willard 1				363	107	0	65	535		535
South Willard 2				279	62	0	54	395		395
Tremonton 1				667	96	0	100	863		863
Tremonton 2				439	102	0	110	651		651
Tremonton 3				553	122	1	143	819		819
Tremonton 4				764	168	0	156	1,088		1,088
Tremonton 5				596	122	1	132	851		851
Tremonton 6				320	60	0	51	431		431
Tremonton South				453	96	0	60	609		609
Tremonton West				567	115	0	142	824		824
Willard 1				484	96	0	116	696		696
Willard 2				402	83	0	101	586		586
Totals	2,896	0	950	20,888	4,235	17	4,528	29,668		29,668

	RYAN D. TENNEY Judicial Retention					SPENCER D. WALSH Judicial Retention				
	VOTE FOR 1		VOTE FOR 1			VOTE FOR 1		VOTE FOR 1		
	YES	NO	Overvotes	Undervotes	Contest Total	YES	NO	Overvotes	Undervotes	Contest Total
Brigham City 01	291	62	0	72	425	286	65	0	74	425
Brigham City 02	451	109	1	121	682	458	105	0	119	682
Brigham City 03	384	120	1	98	603	378	129	0	96	603
Brigham City 04	360	81	0	86	527	366	73	0	88	527
Brigham City 05	328	68	1	75	472	334	66	0	72	472
Brigham City 06	704	128	0	124	956	708	123	0	125	956
Brigham City 07	505	115	0	102	722	510	112	1	99	722
Brigham City 08	361	115	0	103	579	363	113	0	103	579
Brigham City 09	229	38	0	54	321	220	44	0	57	321
Brigham City 10	550	100	0	126	776	550	105	0	121	776
Brigham City 11	252	41	0	48	341	247	49	0	45	341
Brigham City 12	468	105	1	108	682	478	98	0	106	682
Brigham City 13	340	64	0	92	496	340	65	0	91	496
Brigham City 14	466	99	0	145	710	461	104	0	145	710
Brigham City 15	499	93	0	125	717	504	84	0	129	717
Brigham City North West	409	88	0	87	584	405	90	0	89	584
Beaver Dam/Collinston	252	73	0	61	386	249	75	1	61	386
Bear River	420	107	0	92	619	429	98	0	92	619
Box Elder West	144	23	0	26	193	150	17	0	26	193
Corinne 1	542	135	0	97	774	548	132	0	94	774
Deweyville	284	39	0	68	391	276	46	0	69	391
Elwood	649	108	0	112	869	643	116	0	110	869
Fielding 1	217	40	0	50	307	217	38	0	52	307
Fielding 2	265	65	0	60	390	273	56	0	61	390
Garland 1	539	126	0	127	792	549	117	0	126	792
Garland 2	412	110	0	80	602	417	103	0	82	602
Garland East	317	50	0	55	422	315	49	0	58	422
Honeyville 1	335	62	0	80	477	326	69	0	82	477
Honeyville 2	327	57	1	63	448	325	64	0	59	448
Honeyville	0	0	0	0	0	0	0	0	0	0
Howell	108	26	0	14	148	107	29	0	12	148
Mantua	525	112	0	170	807	517	121	0	169	807

	RYAN D. TENNEY Judicial Retention					SPENCER D. WALSH Judicial Retention				
	VOTE FOR 1		VOTE FOR 1		Contest Total	VOTE FOR 1		VOTE FOR 1		Contest Total
	YES	NO	Overvotes	Undervotes		YES	NO	Overvotes	Undervotes	
Perry 1	662	120	0	145	659	123	1	144	927	
Perry 2	352	66	1	67	348	71	0	67	486	
Perry 3	557	78	1	150	550	92	2	142	786	
Perry 4	613	134	0	137	612	134	0	138	884	
Plymouth	233	65	1	48	246	52	0	49	347	
Portage	124	24	0	33	128	20	0	33	181	
Riverside	292	35	0	68	290	34	0	71	395	
Snowville	71	9	0	16	73	7	0	16	96	
South Willard 1	370	100	0	65	372	98	0	65	535	
South Willard 2	274	66	0	55	275	68	0	52	395	
Tremonton 1	664	98	0	101	662	99	0	102	863	
Tremonton 2	448	95	0	108	447	93	0	111	651	
Tremonton 3	561	114	0	144	564	107	1	147	819	
Tremonton 4	762	165	0	161	781	138	2	167	1,088	
Tremonton 5	599	120	0	132	589	120	0	142	851	
Tremonton 6	308	71	0	52	312	70	0	49	431	
Tremonton South	443	104	0	62	438	108	0	63	609	
Tremonton West	548	137	1	138	555	121	0	148	824	
Willard 1	478	97	1	120	480	98	0	118	696	
Willard 2	400	81	0	105	398	86	0	102	586	
Totals	20,692	4,338	10	4,628	20,728	4,294	8	4,638	29,668	

Custom Table Report
 General Election
 November 5, 2024

OFFICIAL RESULTS
 Precinct Level Results
 Box Elder

	BRANDON J. MAYNARD Judicial Retention				BRYAN P GALLOWAY Judicial Retention					
	VOTE FOR 1		VOTE FOR 1		VOTE FOR 1		VOTE FOR 1			
	YES	NO	OVERVOTES	UNDERSVOTES	CONTEST TOTAL	YES	NO	OVERVOTES	UNDERSVOTES	CONTEST TOTAL
Brigham City 01	278	71	0	76	425	287	62	0	76	425
Brigham City 02	458	112	0	112	682	470	94	0	118	682
Brigham City 03	379	133	0	91	603	379	120	1	103	603
Brigham City 04	360	85	0	82	527	377	65	0	85	527
Brigham City 05	328	74	0	70	472	329	70	0	73	472
Brigham City 06	694	152	0	110	956	710	123	0	123	956
Brigham City 07	513	120	0	89	722	523	101	0	98	722
Brigham City 08	373	112	0	94	579	364	115	0	100	579
Brigham City 09	224	44	0	53	321	226	37	0	58	321
Brigham City 10	531	127	0	118	776	549	109	0	118	776
Brigham City 11	237	62	0	42	341	247	47	0	47	341
Brigham City 12	456	125	0	101	682	479	97	0	106	682
Brigham City 13	327	81	0	88	496	336	66	0	94	496
Brigham City 14	449	122	0	139	710	475	90	0	145	710
Brigham City 15	486	110	0	121	717	511	80	0	126	717
Brigham City North West	416	86	0	82	584	404	90	0	90	584
Beaver Dam/Collinston	251	76	0	59	386	254	72	0	60	386
Bear River	424	111	0	84	619	427	101	0	91	619
Box Elder West	146	21	0	26	193	144	22	0	27	193
Corinne 1	536	151	1	86	774	546	129	0	99	774
Deweyville	271	56	0	64	391	269	48	0	74	391
Elwood	656	116	1	96	869	660	98	0	111	869
Fielding 1	216	44	0	47	307	224	33	0	50	307
Fielding 2	264	69	0	57	390	269	62	0	59	390
Garland 1	524	143	0	125	792	547	119	0	126	792
Garland 2	430	97	0	75	602	432	91	0	79	602
Garland East	321	49	0	52	422	322	46	0	54	422
Honeyville 1	334	63	0	80	477	333	62	0	82	477
Honeyville 2	323	70	1	54	448	324	61	1	62	448
Honeyville	0	0	0	0	0	0	0	0	0	0
Howell	109	26	0	13	148	109	24	0	15	148
Mantua	502	140	0	165	807	519	113	0	175	807

	BRANDON J. MAYNARD Judicial Retention					BRYAN P GALLOWAY Judicial Retention				
	VOTE FOR 1		VOTE FOR 1		Contest Total	VOTE FOR 1		VOTE FOR 1		Contest Total
	YES	NO	Overvotes	Undervotes	Contest Total	YES	NO	Overvotes	Undervotes	Contest Total
Perry 1	645	147	1	134	927	671	115	0	141	927
Perry 2	335	87	0	64	486	348	77	0	61	486
Perry 3	532	115	0	139	786	558	82	0	146	786
Perry 4	601	155	0	128	884	615	130	0	139	884
Plymouth	240	63	0	44	347	249	50	0	48	347
Portage	129	22	0	30	181	125	21	0	35	181
Riverside	290	43	0	62	395	285	40	0	70	395
Snowville	72	8	0	16	96	73	8	0	15	96
South Willard 1	359	107	0	69	535	374	94	0	67	535
South Willard 2	270	73	0	52	395	281	58	0	56	395
Tremonton 1	650	121	0	92	863	651	111	0	101	863
Tremonton 2	455	97	0	99	651	445	98	0	108	651
Tremonton 3	565	120	0	134	819	572	105	0	142	819
Tremonton 4	748	187	0	153	1,088	784	139	0	165	1,088
Tremonton 5	591	128	0	132	851	598	111	1	141	851
Tremonton 6	319	74	1	37	431	315	65	0	51	431
Tremonton South	436	125	0	48	609	443	100	0	66	609
Tremonton West	590	112	0	122	824	566	113	0	145	824
Willard 1	472	114	0	110	696	482	97	0	117	696
Willard 2	387	99	0	100	586	409	68	0	109	586
Totals	20,502	4,845	5	4,316	29,668	20,889	4,129	3	4,647	29,668

	Constitutional Amendment B				Constitutional Amendment C			
	FOR	AGAINST	Overvotes	Undervotes	FOR	AGAINST	Overvotes	Undervotes
Brigham City 01	270	116	0	39	345	43	0	37
Brigham City 02	423	207	0	52	529	102	1	50
Brigham City 03	361	203	1	38	477	86	0	40
Brigham City 04	300	197	0	30	430	68	1	28
Brigham City 05	281	162	0	29	367	76	0	29
Brigham City 06	623	280	0	53	780	130	1	45
Brigham City 07	484	189	1	48	565	104	0	53
Brigham City 08	355	191	0	33	459	82	0	38
Brigham City 09	193	103	0	25	256	40	0	25
Brigham City 10	494	224	0	58	602	117	0	57
Brigham City 11	220	98	0	23	270	46	0	25
Brigham City 12	429	202	1	50	541	97	0	44
Brigham City 13	308	149	0	39	382	77	0	37
Brigham City 14	440	220	0	50	559	106	0	45
Brigham City 15	420	233	0	64	567	88	0	62
Brigham City North West	368	176	0	40	480	66	0	38
Beaver Dam/Collinston	208	154	0	24	306	63	0	17
Bear River	335	254	0	30	501	88	0	30
Box Elder West	98	82	0	13	165	18	0	10
Corinne 1	438	291	0	45	635	99	0	40
Deweyville	234	125	0	32	312	50	0	29
Elwood	492	339	0	38	715	128	0	26
Fielding 1	196	98	0	13	261	33	1	12
Fielding 2	215	151	0	24	304	65	0	21
Garland 1	439	307	0	46	619	124	0	49
Garland 2	353	204	1	44	506	58	1	37
Garland East	280	127	0	15	356	47	0	19
Honeyville 1	268	178	0	31	378	69	0	30
Honeyville 2	230	191	0	27	364	61	0	23
Honeyville	0	0	0	0	0	0	0	0
Howell	71	67	0	10	118	21	0	9
Mantua	461	275	0	71	628	116	0	63
Contest Total	425	425			425	425		

	Constitutional Amendment B					Constitutional Amendment C				
	VOTE FOR 1					VOTE FOR 1				
	FOR	AGAINST	Overvotes	Undervotes	Contest Total	FOR	AGAINST	Overvotes	Undervotes	Contest Total
Perry 1	601	272	0	54	927	707	158	2	60	927
Perry 2	290	157	0	39	486	381	78	1	26	486
Perry 3	497	221	0	68	786	609	114	0	63	786
Perry 4	548	294	0	42	884	707	138	0	39	884
Plymouth	170	153	0	24	347	299	30	0	18	347
Portage	101	64	0	16	181	153	15	0	13	181
Riverside	231	139	0	25	395	319	54	0	22	395
Snowville	60	26	0	10	96	83	8	0	5	96
South Willard 1	325	183	0	27	535	434	73	0	28	535
South Willard 2	215	153	0	27	395	317	55	0	23	395
Tremonton 1	575	246	0	42	863	700	122	0	41	863
Tremonton 2	386	226	0	39	651	521	88	0	42	651
Tremonton 3	492	267	1	59	819	685	87	0	47	819
Tremonton 4	670	335	0	83	1,088	889	114	1	84	1,088
Tremonton 5	522	278	0	51	851	674	124	1	52	851
Tremonton 6	286	129	0	16	431	357	56	1	17	431
Tremonton South	295	284	0	30	609	467	109	0	33	609
Tremonton West	479	282	0	63	824	651	114	0	59	824
Willard 1	402	250	1	43	696	568	88	0	40	696
Willard 2	351	193	0	42	586	472	75	1	38	586
Totals	17,783	9,945	6	1,934	29,668	23,770	4,068	12	1,818	29,668

LOCAL SPECIAL BOND ELECTION

VOTE FOR 1

	FOR THE ISSUANCE OF BONDS	AGAINST THE ISSUANCE OF BONDS	Overvotes	Undervotes	Contest Total
Brigham City 01	119	262	0	44	425
Brigham City 02	225	384	0	73	682
Brigham City 03	157	389	0	57	603
Brigham City 04	142	346	1	38	527
Brigham City 05	123	308	1	40	472
Brigham City 06	354	555	0	47	956
Brigham City 07	265	394	0	63	722
Brigham City 08	163	371	0	45	579
Brigham City 09	89	208	0	24	321
Brigham City 10	223	492	0	61	776
Brigham City 11	100	219	0	22	341
Brigham City 12	213	416	0	53	682
Brigham City 13	156	293	0	47	496
Brigham City 14	256	377	0	77	710
Brigham City 15	216	439	1	61	717
Brigham City North West	151	389	0	44	584
Beaver Dam/Collinston	90	268	0	28	386
Bear River	159	433	0	27	619
Box Elder West	59	125	0	9	193
Corinne 1	211	512	0	51	774
Deweyville	129	225	0	37	391
Elwood	287	548	0	34	869
Fielding 1	92	197	0	18	307
Fielding 2	115	248	0	27	390
Garland 1	224	504	0	64	792
Garland 2	156	392	0	54	602
Garland East	171	233	0	18	422
Honeyville 1	127	312	0	38	477
Honeyville 2	109	310	0	29	448
Honeyville	0	0	0	0	0
Howell	24	113	0	11	148
Mantua	213	525	0	69	807

LOCAL SPECIAL BOND ELECTION

	VOTE FOR 1		Contest Total
	FOR THE ISSUANCE OF BONDS	AGAINST THE ISSUANCE OF BONDS	
Perry 1	315	539	927
Perry 2	155	290	486
Perry 3	241	466	786
Perry 4	278	549	884
Plymouth	80	237	347
Portage	40	120	181
Riverside	96	272	395
Snowville	25	69	96
South Willard 1	135	368	535
South Willard 2	103	258	395
Tremonton 1	271	546	863
Tremonton 2	212	387	651
Tremonton 3	254	499	819
Tremonton 4	368	616	1,088
Tremonton 5	269	513	851
Tremonton 6	151	262	431
Tremonton South	152	423	609
Tremonton West	229	535	824
Willard 1	191	450	696
Willard 2	149	392	586
Totals	8,832	18,578	29,668
		5	2,253