

Statistics





TOTAL

Registered Voters - Total	63,380
Ballots Cast - Total	29,286
Voter Turnout - Total	46.21%

REP U.S. SENATE

Vote For 1


TOTAL VOTE %

JOHN CURTIS	12,986	45.01%	
TRENT STAGGS	8,986	31.15%	
BRAD WILSON	4,951	17.16%	
JASON J. WALTON	1,929	6.69%	

REP U.S. HOUSE 1

Vote For 1


TOTAL VOTE %

BLAKE D. MOORE	19,835	69.12%	
PAUL MILLER	8,862	30.88%	

REP GOVERNOR/LT. GOVERNOR

Vote For 1

TOTAL VOTE %

SPENCER J. COX	15,592	53.47%	
PHIL LYMAN	13,567	46.53%	

REP ATTORNEY GENERAL

Vote For 1

TOTAL VOTE %

DEREK BROWN	11,920	42.15%	
RACHEL TERRY	10,182	36.01%	
FRANK DEMCY MYLAR	6,176	21.84%	

REP AUDITOR

Vote For 1

TOTAL VOTE %

RICKY HATCH	16,873	59.59%	
TINA CANNON	11,444	40.41%	

STATE SCHOOL BOARD 3

Vote For 1

TOTAL VOTE %

BRENT STRATE	2,432	53.67%	
ROD HALL	2,099	46.33%	

STATE OF UTAH


COUNTY OF WEBER


BOARD of CANVASS CERTIFICATION


2024 REPUBLICAN PRIMARY ELECTION


The undersigned Weber County Board of Canvassers and the Weber County Clerk/Auditor do hereby certify the election results of the 2024 Republican Primary Election held on the 25th day of June, 2024, as they appear in the attached official returns of said election as filed and on record in the office of the Clerk/Auditor of Weber County.

IN WITNESS WHEREOF, we have hereunto subscribed our signatures this 9th day of July, 2024.


James "Jim" H. Harvey, Weber County Commission Chair
Board of Canvassers


Sharon Arrington Bolos, Weber County Commission Vice Chair
Board of Canvassers


Gage Froefer, Weber County Commissioner
Board of Canvassers


Ricky D. Hatch, CPA
Weber County Clerk/Auditor

Weber County Canvass Statistics

June 25th, 2024

Section 1 - Ballot Statistics

1A	46.2%	Voter Turnout
1B	63,380	Active voters (as of the voter registration deadline) (Republican only)
1C	28,753	Number of counted ballots (Mail or Drop Box)
1D	474	Number of counted ballots (In-person)
1E	21	Number of ballots that were returned electronically (UOCAVA/disability)
1F	38	Number of counted ballots (Provisional)
1G	29286	Total number of ballots counted
1H		Does total ballots counted match the number of voters given vote history in VISTA
1I	2	If no, what is the difference

Two ballots issued in the vote center were not surrendered and were given vote history.

1L Explain:

Section 2: Challenged and Uncounted Ballot Statistics

2A	195	Number of envelopes with a signature that does not match the voter's signature
2B	24	Number of unsigned envelopes
2C	18	Number of challenged ballots for other curable reasons
2D	567	Total number of ballots that were challenged (cured and not cured combined)
2E	236	Total number of curable that were not cured
2F	41.6%	Percentage of curable ballots that were not cured
2G	31	Total number of ballots where the voter submitted a disability affidavit*

Section 3: Rejected ballot statistics (ballots that cannot be cured)

3A	131	Number of ballots that were returned after the postmark deadline
3B	5	Number of ballots rejected for other non-curable reasons
3C	136	Total number of rejected that were not curable
3D	1.6%	Percentage of ballots that were returned as undeliverable

Section 4: Provisional ballot statistics


4A	56	Number of provisional ballots issued
4B	38	Number of provisional ballots counted
4C	18	Total Number of provisional ballots not counted
4D	1	Already Voted
4E	3	Insufficient ID
4F	0	Unsigned
4G	0	Incomplete Form
4H	14	Other (not affiliated correctly)
4I	67.9%	Percentage of provisionals that were counted
4J	10	Number of provisional ballots that are same-day registration

Section 5: County Clerk Certification

Ricky D. Hatch
Weber County

I certify that the information contained in this report is true and accurate.

This report must be sent to elections@utah.gov upon completion of the canvass



2024 Canvass - Audit Certification Report

County: Weber County

Election: 2024 Republican Primary Election

Paper Ballot Audit Summary

1. Number of paper ballots processed: 29,053
2. Number of ballots audited: 750
3. List the contests on the ballot that were audited:

U.S. Senate

Attorney General

U.S. House District 1

Auditor

Governor/Lieutenant Governor

State School Board 3

Were there any differences between the tabulation software and the votes marked on the paper ballots?

Yes No *(*If YES, please attach an explanation of any inconsistencies)*

DRE Machine Audit Summary *(complete only if applicable)*

1. Number of voting machines used in the election: _____
2. Number of polling places used for the election: _____
3. Number of voting machines audited: _____
4. Were tamper-evident seals affixed to all journal tape canisters? Yes No
*(*If no, please attach copies of the journal tape logs for the applicable canisters)*
5. Did all machine serial numbers match when the canisters were installed and removed? Yes No
*(*If no, please attach copies of the journal tape logs for the applicable canisters)*
6. Did any tape seals on the journal tape canisters show evidence of tampering? Yes No
*(*If yes, please attach copies of the logs for the applicable canisters)*
7. Were there any differences between the machine results and hand-counted results for any audited machine? Yes No *(*If yes, please attach copies of the hand count logs for the applicable canisters)*

Signature Affidavit Audit Summary

Total number of signature affidavits audited: 343

Did the signature audit reveal any inconsistencies between a signature's initial verification and the audit?
 Yes No *(*If YES, please attach an explanation of any inconsistencies)*

See attached.

Clerk Certification – to be completed before the canvass

Yes No I certify that I have reviewed the number of vote histories recorded in VISTA and they closely match the number of ballots cast in my county during this election.

Number of ballots counted: 29,286

Number of vote histories: 29,288

Difference: 2

Explain any differences:

There were 2 voters that voted in person at a vote center, they checked-in and received vote history but never deposited their ballot in a drop box/never voted.

Yes No I certify that I have properly maintained chain of custody controls as outlined in 20A-3a-401.1 and Rule 623-8.

Yes No I certify that I have properly maintained the voter list in accordance with state and federal laws (20A-3a-404(2)).

Yes No I complied with the requirements of the software validation rule R623-7: "before using any voting equipment, and before each election, the election officer shall verify that the firmware version on any voting equipment matches the firmware version that is certified by the EAC."

County Clerk Signature:



Date: 7/9/2024

LGO Signature Audit Summary Log

Date	# of Incorrect Dispositions	Reviewed Other Work	Needed Training	Explanation
6/10/2024	2	Yes	No	Reviewed 3-4 other pieces of the individual's work, no further action was needed.
6/11/2024	0	-	-	No errors found.
6/13/2024	1	Yes	No	Reviewed 3-4 other pieces of the individual's work, no further action was needed.
6/14/2024	1	Yes	No	Reviewed 3-4 other pieces of the individual's work, no further action was needed.
6/18/2024	2	Yes	No	Reviewed 3-4 other pieces of the individual's work, no further action was needed.
6/20/2024	0	-	-	No errors found.
6/21/2024	0	-	-	No errors found.
6/24/2024	2	Yes	No	Reviewed 3-4 other pieces of the individual's work, no further action was needed.
6/25/2024	2	Yes	No	Reviewed 3-4 other pieces of the individual's work, no further action was needed.
6/26/2024	1	Yes	No	Reviewed 3-4 other pieces of the individual's work, no further action was needed.
7/1/2024	0	-	-	No errors found.
7/5/2024	0	-	-	No errors found.

CNP01 Suppressed

Statistics	TOTAL
Registered Voters - Total	2
Ballots Cast - Total	2
Ballots Cast - Blank	0
Voter Turnout - Total	100.00%

REP U.S. SENATE

Vote For 1

TOTAL

JOHN CURTIS

JASON J. WALTON

BRAD WILSON

TRENT STAGGS

REP U.S. HOUSE 1

Vote For 1

TOTAL

BLAKE D. MOORE

PAUL MILLER

REP GOVERNOR/LT. GOVERNOR

Vote For 1

TOTAL

SPENCER J. COX

PHIL LYMAN

REP ATTORNEY GENERAL

Vote For 1

TOTAL

DEREK BROWN

FRANK DEMCY MYLAR

RACHEL TERRY

REP AUDITOR

Vote For 1

TOTAL

TINA CANNON

RICKY HATCH

CNP02 Suppressed

Statistics	TOTAL
Registered Voters - Total	10
Ballots Cast - Total	3
Ballots Cast - Blank	0
Voter Turnout - Total	30.00%

REP U.S. SENATE

Vote For 1

TOTAL

JOHN CURTIS

JASON J. WALTON

BRAD WILSON

TRENT STAGGS

REP U.S. HOUSE 1

Vote For 1

TOTAL

BLAKE D. MOORE

PAUL MILLER

REP GOVERNOR/LT. GOVERNOR

Vote For 1

TOTAL

SPENCER J. COX

PHIL LYMAN

REP ATTORNEY GENERAL

Vote For 1

TOTAL

DEREK BROWN

FRANK DEMCY MYLAR

RACHEL TERRY

REP AUDITOR

Vote For 1

TOTAL

TINA CANNON

RICKY HATCH

CNP03 Suppressed

Statistics	TOTAL
Registered Voters - Total	3
Ballots Cast - Total	3
Ballots Cast - Blank	0
Voter Turnout - Total	100.00%

REP U.S. SENATE

Vote For 1

TOTAL

JOHN CURTIS

JASON J. WALTON

BRAD WILSON

TRENT STAGGS

REP U.S. HOUSE 1

Vote For 1

TOTAL

BLAKE D. MOORE

PAUL MILLER

REP GOVERNOR/LT. GOVERNOR

Vote For 1

TOTAL

SPENCER J. COX

PHIL LYMAN

REP ATTORNEY GENERAL

Vote For 1

TOTAL

DEREK BROWN

FRANK DEMCY MYLAR

RACHEL TERRY

REP AUDITOR

Vote For 1

TOTAL

TINA CANNON

RICKY HATCH

CNP04 Suppressed

Statistics	TOTAL
Registered Voters - Total	24
Ballots Cast - Total	14
Ballots Cast - Blank	0
Voter Turnout - Total	58.33%

REP U.S. SENATE

Vote For 1

TOTAL

JOHN CURTIS

JASON J. WALTON

BRAD WILSON

TRENT STAGGS

REP U.S. HOUSE 1

Vote For 1

TOTAL

BLAKE D. MOORE

PAUL MILLER

REP GOVERNOR/LT. GOVERNOR

Vote For 1

TOTAL

SPENCER J. COX

PHIL LYMAN

REP ATTORNEY GENERAL

Vote For 1

TOTAL

DEREK BROWN

FRANK DEMCY MYLAR

RACHEL TERRY

REP AUDITOR

Vote For 1

TOTAL

TINA CANNON

RICKY HATCH

CNP05 Suppressed

Statistics	TOTAL
Registered Voters - Total	9
Ballots Cast - Total	6
Ballots Cast - Blank	0
Voter Turnout - Total	66.67%

REP U.S. SENATE

Vote For 1

TOTAL

JOHN CURTIS

JASON J. WALTON

BRAD WILSON

TRENT STAGGS

REP U.S. HOUSE 1

Vote For 1

TOTAL

BLAKE D. MOORE

PAUL MILLER

REP GOVERNOR/LT. GOVERNOR

Vote For 1

TOTAL

SPENCER J. COX

PHIL LYMAN

REP ATTORNEY GENERAL

Vote For 1

TOTAL

DEREK BROWN

FRANK DEMCY MYLAR

RACHEL TERRY

REP AUDITOR

Vote For 1

TOTAL

TINA CANNON

RICKY HATCH

COV01

Statistics	TOTAL
Registered Voters - Total	597
Ballots Cast - Total	271
Ballots Cast - Blank	0
Voter Turnout - Total	45.39%

REP U.S. SENATE

Vote For 1

	TOTAL
JOHN CURTIS	115
JASON J. WALTON	20
BRAD WILSON	30
TRENT STAGGS	103

REP U.S. HOUSE 1

Vote For 1

	TOTAL
BLAKE D. MOORE	187
PAUL MILLER	82

REP GOVERNOR/LT. GOVERNOR

Vote For 1

	TOTAL
SPENCER J. COX	135
PHIL LYMAN	136

REP ATTORNEY GENERAL

Vote For 1

	TOTAL
DEREK BROWN	97
FRANK DEMCY MYLAR	91
RACHEL TERRY	72

REP AUDITOR

Vote For 1

	TOTAL
TINA CANNON	110
RICKY HATCH	151

COV02

Statistics	TOTAL
Registered Voters - Total	496
Ballots Cast - Total	259
Ballots Cast - Blank	0
Voter Turnout - Total	52.22%

REP U.S. SENATE

Vote For 1

	TOTAL
JOHN CURTIS	125
JASON J. WALTON	20
BRAD WILSON	29
TRENT STAGGS	78

REP U.S. HOUSE 1

Vote For 1

	TOTAL
BLAKE D. MOORE	181
PAUL MILLER	68

REP GOVERNOR/LT. GOVERNOR

Vote For 1

	TOTAL
SPENCER J. COX	169
PHIL LYMAN	89

REP ATTORNEY GENERAL

Vote For 1

	TOTAL
DEREK BROWN	94
FRANK DEMCY MYLAR	43
RACHEL TERRY	107

REP AUDITOR

Vote For 1

	TOTAL
TINA CANNON	109
RICKY HATCH	135

COV03

Statistics	TOTAL
Registered Voters - Total	545
Ballots Cast - Total	278
Ballots Cast - Blank	0
Voter Turnout - Total	51.01%

REP U.S. SENATE

Vote For 1

	TOTAL
JOHN CURTIS	133
JASON J. WALTON	19
BRAD WILSON	45
TRENT STAGGS	70

REP U.S. HOUSE 1

Vote For 1

	TOTAL
BLAKE D. MOORE	198
PAUL MILLER	71

REP GOVERNOR/LT. GOVERNOR

Vote For 1

	TOTAL
SPENCER J. COX	145
PHIL LYMAN	131

REP ATTORNEY GENERAL

Vote For 1

	TOTAL
DEREK BROWN	91
FRANK DEMCY MYLAR	60
RACHEL TERRY	118

REP AUDITOR

Vote For 1

	TOTAL
TINA CANNON	135
RICKY HATCH	137

COV04

Statistics	TOTAL
Registered Voters - Total	590
Ballots Cast - Total	296
Ballots Cast - Blank	0
Voter Turnout - Total	50.17%

REP U.S. SENATE

Vote For 1

	TOTAL
JOHN CURTIS	128
JASON J. WALTON	18
BRAD WILSON	58
TRENT STAGGS	88

REP U.S. HOUSE 1

Vote For 1

	TOTAL
BLAKE D. MOORE	217
PAUL MILLER	71

REP GOVERNOR/LT. GOVERNOR

Vote For 1

	TOTAL
SPENCER J. COX	167
PHIL LYMAN	128

REP ATTORNEY GENERAL

Vote For 1

	TOTAL
DEREK BROWN	144
FRANK DEMCY MYLAR	47
RACHEL TERRY	96

REP AUDITOR

Vote For 1

	TOTAL
TINA CANNON	94
RICKY HATCH	191

COV05

Statistics	TOTAL
Registered Voters - Total	181
Ballots Cast - Total	101
Ballots Cast - Blank	0
Voter Turnout - Total	55.80%

REP U.S. SENATE

Vote For 1

	TOTAL
JOHN CURTIS	52
JASON J. WALTON	2
BRAD WILSON	20
TRENT STAGGS	26

REP U.S. HOUSE 1

Vote For 1

	TOTAL
BLAKE D. MOORE	76
PAUL MILLER	24

REP GOVERNOR/LT. GOVERNOR

Vote For 1

	TOTAL
SPENCER J. COX	58
PHIL LYMAN	43

REP ATTORNEY GENERAL

Vote For 1

	TOTAL
DEREK BROWN	35
FRANK DEMCY MYLAR	20
RACHEL TERRY	41

REP AUDITOR

Vote For 1

	TOTAL
TINA CANNON	41
RICKY HATCH	53

COV06

Statistics	TOTAL
Registered Voters - Total	581
Ballots Cast - Total	309
Ballots Cast - Blank	0
Voter Turnout - Total	53.18%

REP U.S. SENATE

Vote For 1

	TOTAL
JOHN CURTIS	119
JASON J. WALTON	22
BRAD WILSON	63
TRENT STAGGS	102

REP U.S. HOUSE 1

Vote For 1

	TOTAL
BLAKE D. MOORE	208
PAUL MILLER	93

REP GOVERNOR/LT. GOVERNOR

Vote For 1

	TOTAL
SPENCER J. COX	169
PHIL LYMAN	140

REP ATTORNEY GENERAL

Vote For 1

	TOTAL
DEREK BROWN	118
FRANK DEMCY MYLAR	66
RACHEL TERRY	113

REP AUDITOR

Vote For 1

	TOTAL
TINA CANNON	138
RICKY HATCH	155

CSU01

Statistics	TOTAL
Registered Voters - Total	561
Ballots Cast - Total	304
Ballots Cast - Blank	0
Voter Turnout - Total	54.19%

REP U.S. SENATE

Vote For 1

	TOTAL
JOHN CURTIS	144
JASON J. WALTON	17
BRAD WILSON	65
TRENT STAGGS	71

REP U.S. HOUSE 1

Vote For 1

	TOTAL
BLAKE D. MOORE	225
PAUL MILLER	76

REP GOVERNOR/LT. GOVERNOR

Vote For 1

	TOTAL
SPENCER J. COX	180
PHIL LYMAN	121

REP ATTORNEY GENERAL

Vote For 1

	TOTAL
DEREK BROWN	124
FRANK DEMCY MYLAR	68
RACHEL TERRY	102

REP AUDITOR

Vote For 1

	TOTAL
TINA CANNON	112
RICKY HATCH	180

STATE SCHOOL BOARD 3

Vote For 1

	TOTAL
BRENT STRATE	152
ROD HALL	143

CSU02

Statistics	TOTAL
Registered Voters - Total	481
Ballots Cast - Total	262
Ballots Cast - Blank	0
Voter Turnout - Total	54.47%

REP U.S. SENATE

Vote For 1

	TOTAL
JOHN CURTIS	121
JASON J. WALTON	10
BRAD WILSON	52
TRENT STAGGS	75

REP U.S. HOUSE 1

Vote For 1

	TOTAL
BLAKE D. MOORE	174
PAUL MILLER	75

REP GOVERNOR/LT. GOVERNOR

Vote For 1

	TOTAL
SPENCER J. COX	151
PHIL LYMAN	110

REP ATTORNEY GENERAL

Vote For 1

	TOTAL
DEREK BROWN	89
FRANK DEMCY MYLAR	63
RACHEL TERRY	90

REP AUDITOR

Vote For 1

	TOTAL
TINA CANNON	100
RICKY HATCH	145

STATE SCHOOL BOARD 3

Vote For 1

	TOTAL
BRENT STRATE	117
ROD HALL	124

CWS01

Statistics	TOTAL
Registered Voters - Total	206
Ballots Cast - Total	103
Ballots Cast - Blank	0
Voter Turnout - Total	50.00%

REP U.S. SENATE

Vote For 1

	TOTAL
JOHN CURTIS	38
JASON J. WALTON	8
BRAD WILSON	19
TRENT STAGGS	37

REP U.S. HOUSE 1

Vote For 1

	TOTAL
BLAKE D. MOORE	57
PAUL MILLER	44

REP GOVERNOR/LT. GOVERNOR

Vote For 1

	TOTAL
SPENCER J. COX	44
PHIL LYMAN	59

REP ATTORNEY GENERAL

Vote For 1

	TOTAL
DEREK BROWN	35
FRANK DEMCY MYLAR	38
RACHEL TERRY	26

REP AUDITOR

Vote For 1

	TOTAL
TINA CANNON	38
RICKY HATCH	62

CWS02

Statistics	TOTAL
Registered Voters - Total	379
Ballots Cast - Total	185
Ballots Cast - Blank	0
Voter Turnout - Total	48.81%

REP U.S. SENATE

Vote For 1

	TOTAL
JOHN CURTIS	72
JASON J. WALTON	13
BRAD WILSON	37
TRENT STAGGS	59

REP U.S. HOUSE 1

Vote For 1

	TOTAL
BLAKE D. MOORE	136
PAUL MILLER	41

REP GOVERNOR/LT. GOVERNOR

Vote For 1

	TOTAL
SPENCER J. COX	88
PHIL LYMAN	96

REP ATTORNEY GENERAL

Vote For 1

	TOTAL
DEREK BROWN	105
FRANK DEMCY MYLAR	21
RACHEL TERRY	49

REP AUDITOR

Vote For 1

	TOTAL
TINA CANNON	60
RICKY HATCH	123

CWS03

Statistics	TOTAL
Registered Voters - Total	272
Ballots Cast - Total	106
Ballots Cast - Blank	0
Voter Turnout - Total	38.97%

REP U.S. SENATE

Vote For 1

	TOTAL
JOHN CURTIS	35
JASON J. WALTON	4
BRAD WILSON	24
TRENT STAGGS	42

REP U.S. HOUSE 1

Vote For 1

	TOTAL
BLAKE D. MOORE	70
PAUL MILLER	32

REP GOVERNOR/LT. GOVERNOR

Vote For 1

	TOTAL
SPENCER J. COX	40
PHIL LYMAN	66

REP ATTORNEY GENERAL

Vote For 1

	TOTAL
DEREK BROWN	37
FRANK DEMCY MYLAR	28
RACHEL TERRY	39

REP AUDITOR

Vote For 1

	TOTAL
TINA CANNON	39
RICKY HATCH	65

CWS04

Statistics	TOTAL
Registered Voters - Total	378
Ballots Cast - Total	179
Ballots Cast - Blank	0
Voter Turnout - Total	47.35%

REP U.S. SENATE

Vote For 1

	TOTAL
JOHN CURTIS	74
JASON J. WALTON	9
BRAD WILSON	39
TRENT STAGGS	54

REP U.S. HOUSE 1

Vote For 1

	TOTAL
BLAKE D. MOORE	130
PAUL MILLER	46

REP GOVERNOR/LT. GOVERNOR

Vote For 1

	TOTAL
SPENCER J. COX	108
PHIL LYMAN	71

REP ATTORNEY GENERAL

Vote For 1

	TOTAL
DEREK BROWN	77
FRANK DEMCY MYLAR	26
RACHEL TERRY	67

REP AUDITOR

Vote For 1

	TOTAL
TINA CANNON	69
RICKY HATCH	106

CWS05

Statistics	TOTAL
Registered Voters - Total	623
Ballots Cast - Total	260
Ballots Cast - Blank	0
Voter Turnout - Total	41.73%

REP U.S. SENATE

Vote For 1

	TOTAL
JOHN CURTIS	108
JASON J. WALTON	17
BRAD WILSON	43
TRENT STAGGS	88

REP U.S. HOUSE 1

Vote For 1

	TOTAL
BLAKE D. MOORE	171
PAUL MILLER	89

REP GOVERNOR/LT. GOVERNOR

Vote For 1

	TOTAL
SPENCER J. COX	131
PHIL LYMAN	127

REP ATTORNEY GENERAL

Vote For 1

	TOTAL
DEREK BROWN	100
FRANK DEMCY MYLAR	52
RACHEL TERRY	95

REP AUDITOR

Vote For 1

	TOTAL
TINA CANNON	97
RICKY HATCH	152

CWS06

Statistics	TOTAL
Registered Voters - Total	283
Ballots Cast - Total	144
Ballots Cast - Blank	0
Voter Turnout - Total	50.88%

REP U.S. SENATE

Vote For 1

	TOTAL
JOHN CURTIS	53
JASON J. WALTON	8
BRAD WILSON	29
TRENT STAGGS	54

REP U.S. HOUSE 1

Vote For 1

	TOTAL
BLAKE D. MOORE	91
PAUL MILLER	51

REP GOVERNOR/LT. GOVERNOR

Vote For 1

	TOTAL
SPENCER J. COX	50
PHIL LYMAN	94

REP ATTORNEY GENERAL

Vote For 1

	TOTAL
DEREK BROWN	79
FRANK DEMCY MYLAR	27
RACHEL TERRY	37

REP AUDITOR

Vote For 1

	TOTAL
TINA CANNON	45
RICKY HATCH	97

CWS07

Statistics	TOTAL
Registered Voters - Total	148
Ballots Cast - Total	64
Ballots Cast - Blank	0
Voter Turnout - Total	43.24%

REP U.S. SENATE

Vote For 1

	TOTAL
JOHN CURTIS	12
JASON J. WALTON	5
BRAD WILSON	10
TRENT STAGGS	37

REP U.S. HOUSE 1

Vote For 1

	TOTAL
BLAKE D. MOORE	27
PAUL MILLER	37

REP GOVERNOR/LT. GOVERNOR

Vote For 1

	TOTAL
SPENCER J. COX	21
PHIL LYMAN	43

REP ATTORNEY GENERAL

Vote For 1

	TOTAL
DEREK BROWN	25
FRANK DEMCY MYLAR	22
RACHEL TERRY	17

REP AUDITOR

Vote For 1

	TOTAL
TINA CANNON	35
RICKY HATCH	29

CWS08

Statistics	TOTAL
Registered Voters - Total	1
Ballots Cast - Total	0
Ballots Cast - Blank	0
Voter Turnout - Total	0.00%

REP U.S. SENATE

Vote For 1

	TOTAL
JOHN CURTIS	0
JASON J. WALTON	0
BRAD WILSON	0
TRENT STAGGS	0

REP U.S. HOUSE 1

Vote For 1

	TOTAL
BLAKE D. MOORE	0
PAUL MILLER	0

REP GOVERNOR/LT. GOVERNOR

Vote For 1

	TOTAL
SPENCER J. COX	0
PHIL LYMAN	0

REP ATTORNEY GENERAL

Vote For 1

	TOTAL
DEREK BROWN	0
FRANK DEMCY MYLAR	0
RACHEL TERRY	0

REP AUDITOR

Vote For 1

	TOTAL
TINA CANNON	0
RICKY HATCH	0

CWS09

Statistics	TOTAL
Registered Voters - Total	0
Ballots Cast - Total	0
Ballots Cast - Blank	0
Voter Turnout - Total	0.00%

REP U.S. SENATE

Vote For 1

	TOTAL
JOHN CURTIS	0
JASON J. WALTON	0
BRAD WILSON	0
TRENT STAGGS	0

REP U.S. HOUSE 1

Vote For 1

	TOTAL
BLAKE D. MOORE	0
PAUL MILLER	0

REP GOVERNOR/LT. GOVERNOR

Vote For 1

	TOTAL
SPENCER J. COX	0
PHIL LYMAN	0

REP ATTORNEY GENERAL

Vote For 1

	TOTAL
DEREK BROWN	0
FRANK DEMCY MYLAR	0
RACHEL TERRY	0

REP AUDITOR

Vote For 1

	TOTAL
TINA CANNON	0
RICKY HATCH	0

FRW01

Statistics	TOTAL
Registered Voters - Total	577
Ballots Cast - Total	242
Ballots Cast - Blank	0
Voter Turnout - Total	41.94%

REP U.S. SENATE

Vote For 1

	TOTAL
JOHN CURTIS	101
JASON J. WALTON	15
BRAD WILSON	36
TRENT STAGGS	89

REP U.S. HOUSE 1

Vote For 1

	TOTAL
BLAKE D. MOORE	159
PAUL MILLER	79

REP GOVERNOR/LT. GOVERNOR

Vote For 1

	TOTAL
SPENCER J. COX	131
PHIL LYMAN	111

REP ATTORNEY GENERAL

Vote For 1

	TOTAL
DEREK BROWN	107
FRANK DEMCY MYLAR	54
RACHEL TERRY	75

REP AUDITOR

Vote For 1

	TOTAL
TINA CANNON	102
RICKY HATCH	134

FRW02

Statistics	TOTAL
Registered Voters - Total	614
Ballots Cast - Total	268
Ballots Cast - Blank	0
Voter Turnout - Total	43.65%

REP U.S. SENATE

Vote For 1

	TOTAL
JOHN CURTIS	102
JASON J. WALTON	13
BRAD WILSON	39
TRENT STAGGS	107

REP U.S. HOUSE 1

Vote For 1

	TOTAL
BLAKE D. MOORE	159
PAUL MILLER	102

REP GOVERNOR/LT. GOVERNOR

Vote For 1

	TOTAL
SPENCER J. COX	127
PHIL LYMAN	140

REP ATTORNEY GENERAL

Vote For 1

	TOTAL
DEREK BROWN	111
FRANK DEMCY MYLAR	63
RACHEL TERRY	85

REP AUDITOR

Vote For 1

	TOTAL
TINA CANNON	118
RICKY HATCH	143

FRW03

Statistics	TOTAL
Registered Voters - Total	567
Ballots Cast - Total	224
Ballots Cast - Blank	0
Voter Turnout - Total	39.51%

REP U.S. SENATE

Vote For 1

	TOTAL
JOHN CURTIS	89
JASON J. WALTON	12
BRAD WILSON	37
TRENT STAGGS	85

REP U.S. HOUSE 1

Vote For 1

	TOTAL
BLAKE D. MOORE	159
PAUL MILLER	61

REP GOVERNOR/LT. GOVERNOR

Vote For 1

	TOTAL
SPENCER J. COX	118
PHIL LYMAN	106

REP ATTORNEY GENERAL

Vote For 1

	TOTAL
DEREK BROWN	94
FRANK DEMCY MYLAR	53
RACHEL TERRY	67

REP AUDITOR

Vote For 1

	TOTAL
TINA CANNON	77
RICKY HATCH	141

FRW04

Statistics	TOTAL
Registered Voters - Total	433
Ballots Cast - Total	258
Ballots Cast - Blank	0
Voter Turnout - Total	59.58%

REP U.S. SENATE

Vote For 1

	TOTAL
JOHN CURTIS	120
JASON J. WALTON	26
BRAD WILSON	41
TRENT STAGGS	67

REP U.S. HOUSE 1

Vote For 1

	TOTAL
BLAKE D. MOORE	165
PAUL MILLER	84

REP GOVERNOR/LT. GOVERNOR

Vote For 1

	TOTAL
SPENCER J. COX	142
PHIL LYMAN	113

REP ATTORNEY GENERAL

Vote For 1

	TOTAL
DEREK BROWN	102
FRANK DEMCY MYLAR	37
RACHEL TERRY	110

REP AUDITOR

Vote For 1

	TOTAL
TINA CANNON	99
RICKY HATCH	150

FRW05

Statistics	TOTAL
Registered Voters - Total	613
Ballots Cast - Total	319
Ballots Cast - Blank	0
Voter Turnout - Total	52.04%

REP U.S. SENATE

Vote For 1

TOTAL

JOHN CURTIS	142
JASON J. WALTON	13
BRAD WILSON	67
TRENT STAGGS	96

REP U.S. HOUSE 1

Vote For 1

TOTAL

BLAKE D. MOORE	234
PAUL MILLER	83

REP GOVERNOR/LT. GOVERNOR

Vote For 1

TOTAL

SPENCER J. COX	154
PHIL LYMAN	165

REP ATTORNEY GENERAL

Vote For 1

TOTAL

DEREK BROWN	144
FRANK DEMCY MYLAR	69
RACHEL TERRY	102

REP AUDITOR

Vote For 1

TOTAL

TINA CANNON	96
RICKY HATCH	215

HAR01

Statistics	TOTAL
Registered Voters - Total	112
Ballots Cast - Total	52
Ballots Cast - Blank	0
Voter Turnout - Total	46.43%

REP U.S. SENATE

Vote For 1

TOTAL

JOHN CURTIS	31
JASON J. WALTON	8
BRAD WILSON	8
TRENT STAGGS	5

REP U.S. HOUSE 1

Vote For 1

TOTAL

BLAKE D. MOORE	40
PAUL MILLER	12

REP GOVERNOR/LT. GOVERNOR

Vote For 1

TOTAL

SPENCER J. COX	25
PHIL LYMAN	27

REP ATTORNEY GENERAL

Vote For 1

TOTAL

DEREK BROWN	25
FRANK DEMCY MYLAR	7
RACHEL TERRY	20

REP AUDITOR

Vote For 1

TOTAL

TINA CANNON	16
RICKY HATCH	36

HAR02

Statistics	TOTAL
Registered Voters - Total	560
Ballots Cast - Total	269
Ballots Cast - Blank	0
Voter Turnout - Total	48.04%

REP U.S. SENATE

Vote For 1

	TOTAL
JOHN CURTIS	121
JASON J. WALTON	19
BRAD WILSON	40
TRENT STAGGS	85

REP U.S. HOUSE 1

Vote For 1

	TOTAL
BLAKE D. MOORE	187
PAUL MILLER	80

REP GOVERNOR/LT. GOVERNOR

Vote For 1

	TOTAL
SPENCER J. COX	143
PHIL LYMAN	125

REP ATTORNEY GENERAL

Vote For 1

	TOTAL
DEREK BROWN	115
FRANK DEMCY MYLAR	52
RACHEL TERRY	97

REP AUDITOR

Vote For 1

	TOTAL
TINA CANNON	111
RICKY HATCH	153

HAR03

Statistics	TOTAL
Registered Voters - Total	486
Ballots Cast - Total	212
Ballots Cast - Blank	0
Voter Turnout - Total	43.62%

REP U.S. SENATE

Vote For 1

	TOTAL
JOHN CURTIS	71
JASON J. WALTON	25
BRAD WILSON	48
TRENT STAGGS	67

REP U.S. HOUSE 1

Vote For 1

	TOTAL
BLAKE D. MOORE	142
PAUL MILLER	69

REP GOVERNOR/LT. GOVERNOR

Vote For 1

	TOTAL
SPENCER J. COX	94
PHIL LYMAN	116

REP ATTORNEY GENERAL

Vote For 1

	TOTAL
DEREK BROWN	84
FRANK DEMCY MYLAR	49
RACHEL TERRY	75

REP AUDITOR

Vote For 1

	TOTAL
TINA CANNON	81
RICKY HATCH	127

HAR04

Statistics	TOTAL
Registered Voters - Total	598
Ballots Cast - Total	293
Ballots Cast - Blank	0
Voter Turnout - Total	49.00%

REP U.S. SENATE

Vote For 1

TOTAL

JOHN CURTIS	121
JASON J. WALTON	15
BRAD WILSON	55
TRENT STAGGS	101

REP U.S. HOUSE 1

Vote For 1

TOTAL

BLAKE D. MOORE	198
PAUL MILLER	93

REP GOVERNOR/LT. GOVERNOR

Vote For 1

TOTAL

SPENCER J. COX	142
PHIL LYMAN	150

REP ATTORNEY GENERAL

Vote For 1

TOTAL

DEREK BROWN	121
FRANK DEMCY MYLAR	64
RACHEL TERRY	103

REP AUDITOR

Vote For 1

TOTAL

TINA CANNON	112
RICKY HATCH	173

HPR10

Statistics	TOTAL
Registered Voters - Total	45
Ballots Cast - Total	15
Ballots Cast - Blank	0
Voter Turnout - Total	33.33%

REP U.S. SENATE

Vote For 1

	TOTAL
JOHN CURTIS	12
JASON J. WALTON	1
BRAD WILSON	1
TRENT STAGGS	1

REP U.S. HOUSE 1

Vote For 1

	TOTAL
BLAKE D. MOORE	13
PAUL MILLER	2

REP GOVERNOR/LT. GOVERNOR

Vote For 1

	TOTAL
SPENCER J. COX	7
PHIL LYMAN	8

REP ATTORNEY GENERAL

Vote For 1

	TOTAL
DEREK BROWN	8
FRANK DEMCY MYLAR	2
RACHEL TERRY	5

REP AUDITOR

Vote For 1

	TOTAL
TINA CANNON	5
RICKY HATCH	10

HPR11

Statistics	TOTAL
Registered Voters - Total	499
Ballots Cast - Total	233
Ballots Cast - Blank	0
Voter Turnout - Total	46.69%

REP U.S. SENATE

Vote For 1

	TOTAL
JOHN CURTIS	118
JASON J. WALTON	18
BRAD WILSON	25
TRENT STAGGS	67

REP U.S. HOUSE 1

Vote For 1

	TOTAL
BLAKE D. MOORE	163
PAUL MILLER	67

REP GOVERNOR/LT. GOVERNOR

Vote For 1

	TOTAL
SPENCER J. COX	119
PHIL LYMAN	114

REP ATTORNEY GENERAL

Vote For 1

	TOTAL
DEREK BROWN	107
FRANK DEMCY MYLAR	38
RACHEL TERRY	79

REP AUDITOR

Vote For 1

	TOTAL
TINA CANNON	100
RICKY HATCH	124

HPR12

Statistics	TOTAL
Registered Voters - Total	617
Ballots Cast - Total	242
Ballots Cast - Blank	0
Voter Turnout - Total	39.22%

REP U.S. SENATE

Vote For 1

	TOTAL
JOHN CURTIS	100
JASON J. WALTON	16
BRAD WILSON	31
TRENT STAGGS	92

REP U.S. HOUSE 1

Vote For 1

	TOTAL
BLAKE D. MOORE	151
PAUL MILLER	82

REP GOVERNOR/LT. GOVERNOR

Vote For 1

	TOTAL
SPENCER J. COX	98
PHIL LYMAN	143

REP ATTORNEY GENERAL

Vote For 1

	TOTAL
DEREK BROWN	78
FRANK DEMCY MYLAR	79
RACHEL TERRY	75

REP AUDITOR

Vote For 1

	TOTAL
TINA CANNON	113
RICKY HATCH	115

HPR20

Statistics	TOTAL
Registered Voters - Total	272
Ballots Cast - Total	116
Ballots Cast - Blank	0
Voter Turnout - Total	42.65%

REP U.S. SENATE

Vote For 1

TOTAL

JOHN CURTIS	48
JASON J. WALTON	4
BRAD WILSON	16
TRENT STAGGS	46

REP U.S. HOUSE 1

Vote For 1

TOTAL

BLAKE D. MOORE	72
PAUL MILLER	42

REP GOVERNOR/LT. GOVERNOR

Vote For 1

TOTAL

SPENCER J. COX	56
PHIL LYMAN	60

REP ATTORNEY GENERAL

Vote For 1

TOTAL

DEREK BROWN	47
FRANK DEMCY MYLAR	37
RACHEL TERRY	32

REP AUDITOR

Vote For 1

TOTAL

TINA CANNON	41
RICKY HATCH	74

HPR21

Statistics	TOTAL
Registered Voters - Total	533
Ballots Cast - Total	265
Ballots Cast - Blank	0
Voter Turnout - Total	49.72%

REP U.S. SENATE

Vote For 1

TOTAL

JOHN CURTIS	115
JASON J. WALTON	5
BRAD WILSON	45
TRENT STAGGS	93

REP U.S. HOUSE 1

Vote For 1

TOTAL

BLAKE D. MOORE	200
PAUL MILLER	58

REP GOVERNOR/LT. GOVERNOR

Vote For 1

TOTAL

SPENCER J. COX	129
PHIL LYMAN	136

REP ATTORNEY GENERAL

Vote For 1

TOTAL

DEREK BROWN	116
FRANK DEMCY MYLAR	45
RACHEL TERRY	96

REP AUDITOR

Vote For 1

TOTAL

TINA CANNON	116
RICKY HATCH	141

HPR22

Statistics	TOTAL
Registered Voters - Total	406
Ballots Cast - Total	201
Ballots Cast - Blank	0
Voter Turnout - Total	49.51%

REP U.S. SENATE

Vote For 1

TOTAL

JOHN CURTIS	91
JASON J. WALTON	14
BRAD WILSON	25
TRENT STAGGS	69

REP U.S. HOUSE 1

Vote For 1

TOTAL

BLAKE D. MOORE	136
PAUL MILLER	62

REP GOVERNOR/LT. GOVERNOR

Vote For 1

TOTAL

SPENCER J. COX	106
PHIL LYMAN	95

REP ATTORNEY GENERAL

Vote For 1

TOTAL

DEREK BROWN	82
FRANK DEMCY MYLAR	38
RACHEL TERRY	72

REP AUDITOR

Vote For 1

TOTAL

TINA CANNON	72
RICKY HATCH	122

HPR30

Statistics	TOTAL
Registered Voters - Total	533
Ballots Cast - Total	216
Ballots Cast - Blank	0
Voter Turnout - Total	40.53%

REP U.S. SENATE

Vote For 1

	TOTAL
JOHN CURTIS	87
JASON J. WALTON	14
BRAD WILSON	42
TRENT STAGGS	70

REP U.S. HOUSE 1

Vote For 1

	TOTAL
BLAKE D. MOORE	144
PAUL MILLER	69

REP GOVERNOR/LT. GOVERNOR

Vote For 1

	TOTAL
SPENCER J. COX	117
PHIL LYMAN	97

REP ATTORNEY GENERAL

Vote For 1

	TOTAL
DEREK BROWN	90
FRANK DEMCY MYLAR	47
RACHEL TERRY	72

REP AUDITOR

Vote For 1

	TOTAL
TINA CANNON	87
RICKY HATCH	121

HPR31

Statistics	TOTAL
Registered Voters - Total	426
Ballots Cast - Total	163
Ballots Cast - Blank	0
Voter Turnout - Total	38.26%

REP U.S. SENATE

Vote For 1

	TOTAL
JOHN CURTIS	61
JASON J. WALTON	16
BRAD WILSON	23
TRENT STAGGS	57

REP U.S. HOUSE 1

Vote For 1

	TOTAL
BLAKE D. MOORE	89
PAUL MILLER	66

REP GOVERNOR/LT. GOVERNOR

Vote For 1

	TOTAL
SPENCER J. COX	70
PHIL LYMAN	92

REP ATTORNEY GENERAL

Vote For 1

	TOTAL
DEREK BROWN	55
FRANK DEMCY MYLAR	35
RACHEL TERRY	67

REP AUDITOR

Vote For 1

	TOTAL
TINA CANNON	73
RICKY HATCH	82

HUN01

Statistics	TOTAL
Registered Voters - Total	250
Ballots Cast - Total	157
Ballots Cast - Blank	0
Voter Turnout - Total	62.80%

REP U.S. SENATE

Vote For 1

	TOTAL
JOHN CURTIS	61
JASON J. WALTON	5
BRAD WILSON	25
TRENT STAGGS	62

REP U.S. HOUSE 1

Vote For 1

	TOTAL
BLAKE D. MOORE	110
PAUL MILLER	44

REP GOVERNOR/LT. GOVERNOR

Vote For 1

	TOTAL
SPENCER J. COX	71
PHIL LYMAN	86

REP ATTORNEY GENERAL

Vote For 1

	TOTAL
DEREK BROWN	60
FRANK DEMCY MYLAR	49
RACHEL TERRY	41

REP AUDITOR

Vote For 1

	TOTAL
TINA CANNON	64
RICKY HATCH	89

MSC01

Statistics	TOTAL
Registered Voters - Total	445
Ballots Cast - Total	232
Ballots Cast - Blank	0
Voter Turnout - Total	52.13%

REP U.S. SENATE

Vote For 1

TOTAL

JOHN CURTIS	132
JASON J. WALTON	16
BRAD WILSON	20
TRENT STAGGS	58

REP U.S. HOUSE 1

Vote For 1

TOTAL

BLAKE D. MOORE	173
PAUL MILLER	55

REP GOVERNOR/LT. GOVERNOR

Vote For 1

TOTAL

SPENCER J. COX	110
PHIL LYMAN	121

REP ATTORNEY GENERAL

Vote For 1

TOTAL

DEREK BROWN	91
FRANK DEMCY MYLAR	40
RACHEL TERRY	86

REP AUDITOR

Vote For 1

TOTAL

TINA CANNON	72
RICKY HATCH	153

MSC02

Statistics	TOTAL
Registered Voters - Total	249
Ballots Cast - Total	133
Ballots Cast - Blank	0
Voter Turnout - Total	53.41%

REP U.S. SENATE

Vote For 1

	TOTAL
JOHN CURTIS	55
JASON J. WALTON	8
BRAD WILSON	24
TRENT STAGGS	44

REP U.S. HOUSE 1

Vote For 1

	TOTAL
BLAKE D. MOORE	88
PAUL MILLER	42

REP GOVERNOR/LT. GOVERNOR

Vote For 1

	TOTAL
SPENCER J. COX	71
PHIL LYMAN	62

REP ATTORNEY GENERAL

Vote For 1

	TOTAL
DEREK BROWN	68
FRANK DEMCY MYLAR	13
RACHEL TERRY	49

REP AUDITOR

Vote For 1

	TOTAL
TINA CANNON	53
RICKY HATCH	77

MSC03 Suppressed

Statistics	TOTAL
Registered Voters - Total	1
Ballots Cast - Total	2
Ballots Cast - Blank	0
Voter Turnout - Total	200.00%

REP U.S. SENATE

Vote For 1

TOTAL

JOHN CURTIS

JASON J. WALTON

BRAD WILSON

TRENT STAGGS

REP U.S. HOUSE 1

Vote For 1

TOTAL

BLAKE D. MOORE

PAUL MILLER

REP GOVERNOR/LT. GOVERNOR

Vote For 1

TOTAL

SPENCER J. COX

PHIL LYMAN

REP ATTORNEY GENERAL

Vote For 1

TOTAL

DEREK BROWN

FRANK DEMCY MYLAR

RACHEL TERRY

REP AUDITOR

Vote For 1

TOTAL

TINA CANNON

RICKY HATCH

MSC04

Statistics	TOTAL
Registered Voters - Total	30
Ballots Cast - Total	18
Ballots Cast - Blank	0
Voter Turnout - Total	60.00%

REP U.S. SENATE

Vote For 1

	TOTAL
JOHN CURTIS	12
JASON J. WALTON	1
BRAD WILSON	2
TRENT STAGGS	3

REP U.S. HOUSE 1

Vote For 1

	TOTAL
BLAKE D. MOORE	12
PAUL MILLER	6

REP GOVERNOR/LT. GOVERNOR

Vote For 1

	TOTAL
SPENCER J. COX	10
PHIL LYMAN	8

REP ATTORNEY GENERAL

Vote For 1

	TOTAL
DEREK BROWN	15
FRANK DEMCY MYLAR	0
RACHEL TERRY	3

REP AUDITOR

Vote For 1

	TOTAL
TINA CANNON	3
RICKY HATCH	15

NOG01

Statistics	TOTAL
Registered Voters - Total	567
Ballots Cast - Total	262
Ballots Cast - Blank	0
Voter Turnout - Total	46.21%

REP U.S. SENATE

Vote For 1

	TOTAL
JOHN CURTIS	59
JASON J. WALTON	27
BRAD WILSON	44
TRENT STAGGS	129

REP U.S. HOUSE 1

Vote For 1

	TOTAL
BLAKE D. MOORE	121
PAUL MILLER	135

REP GOVERNOR/LT. GOVERNOR

Vote For 1

	TOTAL
SPENCER J. COX	85
PHIL LYMAN	173

REP ATTORNEY GENERAL

Vote For 1

	TOTAL
DEREK BROWN	74
FRANK DEMCY MYLAR	94
RACHEL TERRY	83

REP AUDITOR

Vote For 1

	TOTAL
TINA CANNON	117
RICKY HATCH	131

NOG02

Statistics	TOTAL
Registered Voters - Total	332
Ballots Cast - Total	156
Ballots Cast - Blank	0
Voter Turnout - Total	46.99%

REP U.S. SENATE

Vote For 1

	TOTAL
JOHN CURTIS	66
JASON J. WALTON	10
BRAD WILSON	21
TRENT STAGGS	59

REP U.S. HOUSE 1

Vote For 1

	TOTAL
BLAKE D. MOORE	106
PAUL MILLER	49

REP GOVERNOR/LT. GOVERNOR

Vote For 1

	TOTAL
SPENCER J. COX	79
PHIL LYMAN	77

REP ATTORNEY GENERAL

Vote For 1

	TOTAL
DEREK BROWN	56
FRANK DEMCY MYLAR	34
RACHEL TERRY	61

REP AUDITOR

Vote For 1

	TOTAL
TINA CANNON	61
RICKY HATCH	90

NOG03

Statistics	TOTAL
Registered Voters - Total	495
Ballots Cast - Total	256
Ballots Cast - Blank	0
Voter Turnout - Total	51.72%

REP U.S. SENATE

Vote For 1

	TOTAL
JOHN CURTIS	125
JASON J. WALTON	17
BRAD WILSON	36
TRENT STAGGS	75

REP U.S. HOUSE 1

Vote For 1

	TOTAL
BLAKE D. MOORE	189
PAUL MILLER	58

REP GOVERNOR/LT. GOVERNOR

Vote For 1

	TOTAL
SPENCER J. COX	157
PHIL LYMAN	97

REP ATTORNEY GENERAL

Vote For 1

	TOTAL
DEREK BROWN	116
FRANK DEMCY MYLAR	33
RACHEL TERRY	92

REP AUDITOR

Vote For 1

	TOTAL
TINA CANNON	78
RICKY HATCH	161

NOG04

Statistics	TOTAL
Registered Voters - Total	526
Ballots Cast - Total	291
Ballots Cast - Blank	0
Voter Turnout - Total	55.32%

REP U.S. SENATE

Vote For 1

	TOTAL
JOHN CURTIS	172
JASON J. WALTON	17
BRAD WILSON	44
TRENT STAGGS	57

REP U.S. HOUSE 1

Vote For 1

	TOTAL
BLAKE D. MOORE	221
PAUL MILLER	66

REP GOVERNOR/LT. GOVERNOR

Vote For 1

	TOTAL
SPENCER J. COX	188
PHIL LYMAN	100

REP ATTORNEY GENERAL

Vote For 1

	TOTAL
DEREK BROWN	103
FRANK DEMCY MYLAR	38
RACHEL TERRY	137

REP AUDITOR

Vote For 1

	TOTAL
TINA CANNON	99
RICKY HATCH	183

NOG05

Statistics	TOTAL
Registered Voters - Total	530
Ballots Cast - Total	292
Ballots Cast - Blank	0
Voter Turnout - Total	55.09%

REP U.S. SENATE

Vote For 1

	TOTAL
JOHN CURTIS	149
JASON J. WALTON	15
BRAD WILSON	44
TRENT STAGGS	76

REP U.S. HOUSE 1

Vote For 1

	TOTAL
BLAKE D. MOORE	213
PAUL MILLER	73

REP GOVERNOR/LT. GOVERNOR

Vote For 1

	TOTAL
SPENCER J. COX	182
PHIL LYMAN	108

REP ATTORNEY GENERAL

Vote For 1

	TOTAL
DEREK BROWN	119
FRANK DEMCY MYLAR	67
RACHEL TERRY	93

REP AUDITOR

Vote For 1

	TOTAL
TINA CANNON	96
RICKY HATCH	179

NOG06

Statistics	TOTAL
Registered Voters - Total	534
Ballots Cast - Total	261
Ballots Cast - Blank	0
Voter Turnout - Total	48.88%

REP U.S. SENATE

Vote For 1

	TOTAL
JOHN CURTIS	109
JASON J. WALTON	19
BRAD WILSON	54
TRENT STAGGS	75

REP U.S. HOUSE 1

Vote For 1

	TOTAL
BLAKE D. MOORE	191
PAUL MILLER	64

REP GOVERNOR/LT. GOVERNOR

Vote For 1

	TOTAL
SPENCER J. COX	127
PHIL LYMAN	133

REP ATTORNEY GENERAL

Vote For 1

	TOTAL
DEREK BROWN	104
FRANK DEMCY MYLAR	49
RACHEL TERRY	97

REP AUDITOR

Vote For 1

	TOTAL
TINA CANNON	95
RICKY HATCH	162

NOG07

Statistics	TOTAL
Registered Voters - Total	556
Ballots Cast - Total	291
Ballots Cast - Blank	0
Voter Turnout - Total	52.34%

REP U.S. SENATE

Vote For 1

	TOTAL
JOHN CURTIS	140
JASON J. WALTON	13
BRAD WILSON	39
TRENT STAGGS	92

REP U.S. HOUSE 1

Vote For 1

	TOTAL
BLAKE D. MOORE	187
PAUL MILLER	94

REP GOVERNOR/LT. GOVERNOR

Vote For 1

	TOTAL
SPENCER J. COX	159
PHIL LYMAN	129

REP ATTORNEY GENERAL

Vote For 1

	TOTAL
DEREK BROWN	102
FRANK DEMCY MYLAR	53
RACHEL TERRY	121

REP AUDITOR

Vote For 1

	TOTAL
TINA CANNON	130
RICKY HATCH	147

NOG08

Statistics	TOTAL
Registered Voters - Total	541
Ballots Cast - Total	286
Ballots Cast - Blank	0
Voter Turnout - Total	52.87%

REP U.S. SENATE

Vote For 1

	TOTAL
JOHN CURTIS	129
JASON J. WALTON	20
BRAD WILSON	46
TRENT STAGGS	87

REP U.S. HOUSE 1

Vote For 1

	TOTAL
BLAKE D. MOORE	209
PAUL MILLER	71

REP GOVERNOR/LT. GOVERNOR

Vote For 1

	TOTAL
SPENCER J. COX	158
PHIL LYMAN	128

REP ATTORNEY GENERAL

Vote For 1

	TOTAL
DEREK BROWN	128
FRANK DEMCY MYLAR	62
RACHEL TERRY	88

REP AUDITOR

Vote For 1

	TOTAL
TINA CANNON	100
RICKY HATCH	181

NOG09

Statistics	TOTAL
Registered Voters - Total	562
Ballots Cast - Total	273
Ballots Cast - Blank	0
Voter Turnout - Total	48.58%

REP U.S. SENATE

Vote For 1

	TOTAL
JOHN CURTIS	113
JASON J. WALTON	18
BRAD WILSON	47
TRENT STAGGS	91

REP U.S. HOUSE 1

Vote For 1

	TOTAL
BLAKE D. MOORE	189
PAUL MILLER	79

REP GOVERNOR/LT. GOVERNOR

Vote For 1

	TOTAL
SPENCER J. COX	157
PHIL LYMAN	115

REP ATTORNEY GENERAL

Vote For 1

	TOTAL
DEREK BROWN	116
FRANK DEMCY MYLAR	53
RACHEL TERRY	97

REP AUDITOR

Vote For 1

	TOTAL
TINA CANNON	108
RICKY HATCH	157

NOG10

Statistics	TOTAL
Registered Voters - Total	548
Ballots Cast - Total	320
Ballots Cast - Blank	0
Voter Turnout - Total	58.39%

REP U.S. SENATE

Vote For 1

	TOTAL
JOHN CURTIS	172
JASON J. WALTON	16
BRAD WILSON	62
TRENT STAGGS	66

REP U.S. HOUSE 1

Vote For 1

	TOTAL
BLAKE D. MOORE	231
PAUL MILLER	76

REP GOVERNOR/LT. GOVERNOR

Vote For 1

	TOTAL
SPENCER J. COX	199
PHIL LYMAN	119

REP ATTORNEY GENERAL

Vote For 1

	TOTAL
DEREK BROWN	141
FRANK DEMCY MYLAR	59
RACHEL TERRY	110

REP AUDITOR

Vote For 1

	TOTAL
TINA CANNON	121
RICKY HATCH	187

NOG11

Statistics	TOTAL
Registered Voters - Total	458
Ballots Cast - Total	268
Ballots Cast - Blank	0
Voter Turnout - Total	58.52%

REP U.S. SENATE

Vote For 1

	TOTAL
JOHN CURTIS	104
JASON J. WALTON	13
BRAD WILSON	54
TRENT STAGGS	93

REP U.S. HOUSE 1

Vote For 1

	TOTAL
BLAKE D. MOORE	189
PAUL MILLER	76

REP GOVERNOR/LT. GOVERNOR

Vote For 1

	TOTAL
SPENCER J. COX	130
PHIL LYMAN	136

REP ATTORNEY GENERAL

Vote For 1

	TOTAL
DEREK BROWN	114
FRANK DEMCY MYLAR	68
RACHEL TERRY	76

REP AUDITOR

Vote For 1

	TOTAL
TINA CANNON	81
RICKY HATCH	174

NOG12

Statistics	TOTAL
Registered Voters - Total	461
Ballots Cast - Total	200
Ballots Cast - Blank	0
Voter Turnout - Total	43.38%

REP U.S. SENATE

Vote For 1

	TOTAL
JOHN CURTIS	76
JASON J. WALTON	27
BRAD WILSON	33
TRENT STAGGS	62

REP U.S. HOUSE 1

Vote For 1

	TOTAL
BLAKE D. MOORE	117
PAUL MILLER	81

REP GOVERNOR/LT. GOVERNOR

Vote For 1

	TOTAL
SPENCER J. COX	110
PHIL LYMAN	88

REP ATTORNEY GENERAL

Vote For 1

	TOTAL
DEREK BROWN	69
FRANK DEMCY MYLAR	50
RACHEL TERRY	74

REP AUDITOR

Vote For 1

	TOTAL
TINA CANNON	96
RICKY HATCH	94

NOG13

Statistics	TOTAL
Registered Voters - Total	477
Ballots Cast - Total	211
Ballots Cast - Blank	0
Voter Turnout - Total	44.23%

REP U.S. SENATE

Vote For 1

	TOTAL
JOHN CURTIS	100
JASON J. WALTON	14
BRAD WILSON	36
TRENT STAGGS	59

REP U.S. HOUSE 1

Vote For 1

	TOTAL
BLAKE D. MOORE	153
PAUL MILLER	51

REP GOVERNOR/LT. GOVERNOR

Vote For 1

	TOTAL
SPENCER J. COX	128
PHIL LYMAN	82

REP ATTORNEY GENERAL

Vote For 1

	TOTAL
DEREK BROWN	84
FRANK DEMCY MYLAR	27
RACHEL TERRY	90

REP AUDITOR

Vote For 1

	TOTAL
TINA CANNON	81
RICKY HATCH	120

NOG14

Statistics	TOTAL
Registered Voters - Total	516
Ballots Cast - Total	233
Ballots Cast - Blank	0
Voter Turnout - Total	45.16%

REP U.S. SENATE

Vote For 1

	TOTAL
JOHN CURTIS	109
JASON J. WALTON	16
BRAD WILSON	30
TRENT STAGGS	76

REP U.S. HOUSE 1

Vote For 1

	TOTAL
BLAKE D. MOORE	160
PAUL MILLER	65

REP GOVERNOR/LT. GOVERNOR

Vote For 1

	TOTAL
SPENCER J. COX	124
PHIL LYMAN	108

REP ATTORNEY GENERAL

Vote For 1

	TOTAL
DEREK BROWN	98
FRANK DEMCY MYLAR	39
RACHEL TERRY	81

REP AUDITOR

Vote For 1

	TOTAL
TINA CANNON	101
RICKY HATCH	121

OGD01

Statistics	TOTAL
Registered Voters - Total	252
Ballots Cast - Total	74
Ballots Cast - Blank	0
Voter Turnout - Total	29.37%

REP U.S. SENATE

Vote For 1

	TOTAL
JOHN CURTIS	39
JASON J. WALTON	6
BRAD WILSON	8
TRENT STAGGS	20

REP U.S. HOUSE 1

Vote For 1

	TOTAL
BLAKE D. MOORE	52
PAUL MILLER	22

REP GOVERNOR/LT. GOVERNOR

Vote For 1

	TOTAL
SPENCER J. COX	45
PHIL LYMAN	28

REP ATTORNEY GENERAL

Vote For 1

	TOTAL
DEREK BROWN	27
FRANK DEMCY MYLAR	15
RACHEL TERRY	25

REP AUDITOR

Vote For 1

	TOTAL
TINA CANNON	26
RICKY HATCH	40

OGD02

Statistics	TOTAL
Registered Voters - Total	441
Ballots Cast - Total	173
Ballots Cast - Blank	0
Voter Turnout - Total	39.23%

REP U.S. SENATE

Vote For 1

	TOTAL
JOHN CURTIS	72
JASON J. WALTON	11
BRAD WILSON	25
TRENT STAGGS	63

REP U.S. HOUSE 1

Vote For 1

	TOTAL
BLAKE D. MOORE	108
PAUL MILLER	63

REP GOVERNOR/LT. GOVERNOR

Vote For 1

	TOTAL
SPENCER J. COX	85
PHIL LYMAN	85

REP ATTORNEY GENERAL

Vote For 1

	TOTAL
DEREK BROWN	69
FRANK DEMCY MYLAR	44
RACHEL TERRY	50

REP AUDITOR

Vote For 1

	TOTAL
TINA CANNON	68
RICKY HATCH	101

OGD03

Statistics	TOTAL
Registered Voters - Total	315
Ballots Cast - Total	118
Ballots Cast - Blank	0
Voter Turnout - Total	37.46%

REP U.S. SENATE

Vote For 1

	TOTAL
JOHN CURTIS	47
JASON J. WALTON	4
BRAD WILSON	14
TRENT STAGGS	53

REP U.S. HOUSE 1

Vote For 1

	TOTAL
BLAKE D. MOORE	63
PAUL MILLER	52

REP GOVERNOR/LT. GOVERNOR

Vote For 1

	TOTAL
SPENCER J. COX	54
PHIL LYMAN	64

REP ATTORNEY GENERAL

Vote For 1

	TOTAL
DEREK BROWN	44
FRANK DEMCY MYLAR	28
RACHEL TERRY	41

REP AUDITOR

Vote For 1

	TOTAL
TINA CANNON	56
RICKY HATCH	55

OGD04

Statistics	TOTAL
Registered Voters - Total	290
Ballots Cast - Total	98
Ballots Cast - Blank	0
Voter Turnout - Total	33.79%

REP U.S. SENATE

Vote For 1

	TOTAL
JOHN CURTIS	40
JASON J. WALTON	16
BRAD WILSON	9
TRENT STAGGS	30

REP U.S. HOUSE 1

Vote For 1

	TOTAL
BLAKE D. MOORE	56
PAUL MILLER	42

REP GOVERNOR/LT. GOVERNOR

Vote For 1

	TOTAL
SPENCER J. COX	51
PHIL LYMAN	47

REP ATTORNEY GENERAL

Vote For 1

	TOTAL
DEREK BROWN	48
FRANK DEMCY MYLAR	18
RACHEL TERRY	30

REP AUDITOR

Vote For 1

	TOTAL
TINA CANNON	46
RICKY HATCH	52

OGD05

Statistics	TOTAL
Registered Voters - Total	100
Ballots Cast - Total	22
Ballots Cast - Blank	0
Voter Turnout - Total	22.00%

REP U.S. SENATE

Vote For 1

	TOTAL
JOHN CURTIS	12
JASON J. WALTON	1
BRAD WILSON	3
TRENT STAGGS	6

REP U.S. HOUSE 1

Vote For 1

	TOTAL
BLAKE D. MOORE	14
PAUL MILLER	8

REP GOVERNOR/LT. GOVERNOR

Vote For 1

	TOTAL
SPENCER J. COX	9
PHIL LYMAN	13

REP ATTORNEY GENERAL

Vote For 1

	TOTAL
DEREK BROWN	10
FRANK DEMCY MYLAR	6
RACHEL TERRY	6

REP AUDITOR

Vote For 1

	TOTAL
TINA CANNON	6
RICKY HATCH	16

OGD06

Statistics	TOTAL
Registered Voters - Total	340
Ballots Cast - Total	129
Ballots Cast - Blank	0
Voter Turnout - Total	37.94%

REP U.S. SENATE

Vote For 1

	TOTAL
JOHN CURTIS	63
JASON J. WALTON	11
BRAD WILSON	13
TRENT STAGGS	40

REP U.S. HOUSE 1

Vote For 1

	TOTAL
BLAKE D. MOORE	87
PAUL MILLER	41

REP GOVERNOR/LT. GOVERNOR

Vote For 1

	TOTAL
SPENCER J. COX	66
PHIL LYMAN	63

REP ATTORNEY GENERAL

Vote For 1

	TOTAL
DEREK BROWN	57
FRANK DEMCY MYLAR	25
RACHEL TERRY	45

REP AUDITOR

Vote For 1

	TOTAL
TINA CANNON	46
RICKY HATCH	82

OGD07

Statistics	TOTAL
Registered Voters - Total	296
Ballots Cast - Total	127
Ballots Cast - Blank	0
Voter Turnout - Total	42.91%

REP U.S. SENATE

Vote For 1

	TOTAL
JOHN CURTIS	63
JASON J. WALTON	10
BRAD WILSON	22
TRENT STAGGS	30

REP U.S. HOUSE 1

Vote For 1

	TOTAL
BLAKE D. MOORE	84
PAUL MILLER	40

REP GOVERNOR/LT. GOVERNOR

Vote For 1

	TOTAL
SPENCER J. COX	78
PHIL LYMAN	49

REP ATTORNEY GENERAL

Vote For 1

	TOTAL
DEREK BROWN	49
FRANK DEMCY MYLAR	23
RACHEL TERRY	50

REP AUDITOR

Vote For 1

	TOTAL
TINA CANNON	54
RICKY HATCH	70

OGD08

Statistics	TOTAL
Registered Voters - Total	189
Ballots Cast - Total	81
Ballots Cast - Blank	0
Voter Turnout - Total	42.86%

REP U.S. SENATE

Vote For 1

	TOTAL
JOHN CURTIS	44
JASON J. WALTON	8
BRAD WILSON	12
TRENT STAGGS	17

REP U.S. HOUSE 1

Vote For 1

	TOTAL
BLAKE D. MOORE	58
PAUL MILLER	18

REP GOVERNOR/LT. GOVERNOR

Vote For 1

	TOTAL
SPENCER J. COX	42
PHIL LYMAN	37

REP ATTORNEY GENERAL

Vote For 1

	TOTAL
DEREK BROWN	31
FRANK DEMCY MYLAR	19
RACHEL TERRY	26

REP AUDITOR

Vote For 1

	TOTAL
TINA CANNON	27
RICKY HATCH	51

OGD09

Statistics	TOTAL
Registered Voters - Total	242
Ballots Cast - Total	74
Ballots Cast - Blank	0
Voter Turnout - Total	30.58%

REP U.S. SENATE

Vote For 1

	TOTAL
JOHN CURTIS	28
JASON J. WALTON	7
BRAD WILSON	16
TRENT STAGGS	20

REP U.S. HOUSE 1

Vote For 1

	TOTAL
BLAKE D. MOORE	48
PAUL MILLER	23

REP GOVERNOR/LT. GOVERNOR

Vote For 1

	TOTAL
SPENCER J. COX	35
PHIL LYMAN	39

REP ATTORNEY GENERAL

Vote For 1

	TOTAL
DEREK BROWN	26
FRANK DEMCY MYLAR	14
RACHEL TERRY	31

REP AUDITOR

Vote For 1

	TOTAL
TINA CANNON	38
RICKY HATCH	31

OGD10

Statistics	TOTAL
Registered Voters - Total	360
Ballots Cast - Total	134
Ballots Cast - Blank	0
Voter Turnout - Total	37.22%

REP U.S. SENATE

Vote For 1

	TOTAL
JOHN CURTIS	67
JASON J. WALTON	9
BRAD WILSON	22
TRENT STAGGS	34

REP U.S. HOUSE 1

Vote For 1

	TOTAL
BLAKE D. MOORE	87
PAUL MILLER	46

REP GOVERNOR/LT. GOVERNOR

Vote For 1

	TOTAL
SPENCER J. COX	83
PHIL LYMAN	50

REP ATTORNEY GENERAL

Vote For 1

	TOTAL
DEREK BROWN	59
FRANK DEMCY MYLAR	28
RACHEL TERRY	44

REP AUDITOR

Vote For 1

	TOTAL
TINA CANNON	68
RICKY HATCH	64

OGD11

Statistics	TOTAL
Registered Voters - Total	362
Ballots Cast - Total	154
Ballots Cast - Blank	0
Voter Turnout - Total	42.54%

REP U.S. SENATE

Vote For 1

	TOTAL
JOHN CURTIS	71
JASON J. WALTON	7
BRAD WILSON	31
TRENT STAGGS	43

REP U.S. HOUSE 1

Vote For 1

	TOTAL
BLAKE D. MOORE	108
PAUL MILLER	44

REP GOVERNOR/LT. GOVERNOR

Vote For 1

	TOTAL
SPENCER J. COX	81
PHIL LYMAN	71

REP ATTORNEY GENERAL

Vote For 1

	TOTAL
DEREK BROWN	64
FRANK DEMCY MYLAR	28
RACHEL TERRY	59

REP AUDITOR

Vote For 1

	TOTAL
TINA CANNON	60
RICKY HATCH	90

OGD12

Statistics	TOTAL
Registered Voters - Total	347
Ballots Cast - Total	135
Ballots Cast - Blank	0
Voter Turnout - Total	38.90%

REP U.S. SENATE

Vote For 1

	TOTAL
JOHN CURTIS	67
JASON J. WALTON	9
BRAD WILSON	23
TRENT STAGGS	36

REP U.S. HOUSE 1

Vote For 1

	TOTAL
BLAKE D. MOORE	90
PAUL MILLER	44

REP GOVERNOR/LT. GOVERNOR

Vote For 1

	TOTAL
SPENCER J. COX	71
PHIL LYMAN	64

REP ATTORNEY GENERAL

Vote For 1

	TOTAL
DEREK BROWN	64
FRANK DEMCY MYLAR	25
RACHEL TERRY	46

REP AUDITOR

Vote For 1

	TOTAL
TINA CANNON	55
RICKY HATCH	80

OGD13

Statistics	TOTAL
Registered Voters - Total	414
Ballots Cast - Total	198
Ballots Cast - Blank	0
Voter Turnout - Total	47.83%

REP U.S. SENATE

Vote For 1

	TOTAL
JOHN CURTIS	104
JASON J. WALTON	22
BRAD WILSON	26
TRENT STAGGS	44

REP U.S. HOUSE 1

Vote For 1

	TOTAL
BLAKE D. MOORE	156
PAUL MILLER	40

REP GOVERNOR/LT. GOVERNOR

Vote For 1

	TOTAL
SPENCER J. COX	113
PHIL LYMAN	84

REP ATTORNEY GENERAL

Vote For 1

	TOTAL
DEREK BROWN	86
FRANK DEMCY MYLAR	35
RACHEL TERRY	74

REP AUDITOR

Vote For 1

	TOTAL
TINA CANNON	74
RICKY HATCH	121

OGD14

Statistics	TOTAL
Registered Voters - Total	343
Ballots Cast - Total	144
Ballots Cast - Blank	0
Voter Turnout - Total	41.98%

REP U.S. SENATE

Vote For 1

	TOTAL
JOHN CURTIS	70
JASON J. WALTON	16
BRAD WILSON	21
TRENT STAGGS	35

REP U.S. HOUSE 1

Vote For 1

	TOTAL
BLAKE D. MOORE	89
PAUL MILLER	53

REP GOVERNOR/LT. GOVERNOR

Vote For 1

	TOTAL
SPENCER J. COX	87
PHIL LYMAN	57

REP ATTORNEY GENERAL

Vote For 1

	TOTAL
DEREK BROWN	66
FRANK DEMCY MYLAR	23
RACHEL TERRY	52

REP AUDITOR

Vote For 1

	TOTAL
TINA CANNON	55
RICKY HATCH	85

OGD15

Statistics	TOTAL
Registered Voters - Total	189
Ballots Cast - Total	74
Ballots Cast - Blank	0
Voter Turnout - Total	39.15%

REP U.S. SENATE

Vote For 1

	TOTAL
JOHN CURTIS	39
JASON J. WALTON	8
BRAD WILSON	9
TRENT STAGGS	16

REP U.S. HOUSE 1

Vote For 1

	TOTAL
BLAKE D. MOORE	57
PAUL MILLER	14

REP GOVERNOR/LT. GOVERNOR

Vote For 1

	TOTAL
SPENCER J. COX	49
PHIL LYMAN	24

REP ATTORNEY GENERAL

Vote For 1

	TOTAL
DEREK BROWN	28
FRANK DEMCY MYLAR	10
RACHEL TERRY	35

REP AUDITOR

Vote For 1

	TOTAL
TINA CANNON	33
RICKY HATCH	39

OGD16

Statistics	TOTAL
Registered Voters - Total	268
Ballots Cast - Total	122
Ballots Cast - Blank	0
Voter Turnout - Total	45.52%

REP U.S. SENATE

Vote For 1

	TOTAL
JOHN CURTIS	55
JASON J. WALTON	7
BRAD WILSON	22
TRENT STAGGS	37

REP U.S. HOUSE 1

Vote For 1

	TOTAL
BLAKE D. MOORE	71
PAUL MILLER	48

REP GOVERNOR/LT. GOVERNOR

Vote For 1

	TOTAL
SPENCER J. COX	69
PHIL LYMAN	51

REP ATTORNEY GENERAL

Vote For 1

	TOTAL
DEREK BROWN	50
FRANK DEMCY MYLAR	18
RACHEL TERRY	49

REP AUDITOR

Vote For 1

	TOTAL
TINA CANNON	46
RICKY HATCH	74

OGD17

Statistics	TOTAL
Registered Voters - Total	347
Ballots Cast - Total	151
Ballots Cast - Blank	0
Voter Turnout - Total	43.52%

REP U.S. SENATE

Vote For 1

	TOTAL
JOHN CURTIS	69
JASON J. WALTON	11
BRAD WILSON	21
TRENT STAGGS	47

REP U.S. HOUSE 1

Vote For 1

	TOTAL
BLAKE D. MOORE	108
PAUL MILLER	41

REP GOVERNOR/LT. GOVERNOR

Vote For 1

	TOTAL
SPENCER J. COX	87
PHIL LYMAN	64

REP ATTORNEY GENERAL

Vote For 1

	TOTAL
DEREK BROWN	55
FRANK DEMCY MYLAR	37
RACHEL TERRY	54

REP AUDITOR

Vote For 1

	TOTAL
TINA CANNON	65
RICKY HATCH	81

OGD18

Statistics	TOTAL
Registered Voters - Total	106
Ballots Cast - Total	36
Ballots Cast - Blank	0
Voter Turnout - Total	33.96%

REP U.S. SENATE

Vote For 1

	TOTAL
JOHN CURTIS	15
JASON J. WALTON	4
BRAD WILSON	4
TRENT STAGGS	12

REP U.S. HOUSE 1

Vote For 1

	TOTAL
BLAKE D. MOORE	20
PAUL MILLER	16

REP GOVERNOR/LT. GOVERNOR

Vote For 1

	TOTAL
SPENCER J. COX	19
PHIL LYMAN	17

REP ATTORNEY GENERAL

Vote For 1

	TOTAL
DEREK BROWN	12
FRANK DEMCY MYLAR	8
RACHEL TERRY	15

REP AUDITOR

Vote For 1

	TOTAL
TINA CANNON	13
RICKY HATCH	22

OGD19

Statistics	TOTAL
Registered Voters - Total	305
Ballots Cast - Total	140
Ballots Cast - Blank	0
Voter Turnout - Total	45.90%

REP U.S. SENATE

Vote For 1

	TOTAL
JOHN CURTIS	65
JASON J. WALTON	13
BRAD WILSON	25
TRENT STAGGS	37

REP U.S. HOUSE 1

Vote For 1

	TOTAL
BLAKE D. MOORE	95
PAUL MILLER	44

REP GOVERNOR/LT. GOVERNOR

Vote For 1

	TOTAL
SPENCER J. COX	91
PHIL LYMAN	49

REP ATTORNEY GENERAL

Vote For 1

	TOTAL
DEREK BROWN	52
FRANK DEMCY MYLAR	33
RACHEL TERRY	54

REP AUDITOR

Vote For 1

	TOTAL
TINA CANNON	50
RICKY HATCH	88

OGD20

Statistics	TOTAL
Registered Voters - Total	82
Ballots Cast - Total	20
Ballots Cast - Blank	0
Voter Turnout - Total	24.39%

REP U.S. SENATE

Vote For 1

	TOTAL
JOHN CURTIS	9
JASON J. WALTON	0
BRAD WILSON	4
TRENT STAGGS	7

REP U.S. HOUSE 1

Vote For 1

	TOTAL
BLAKE D. MOORE	12
PAUL MILLER	7

REP GOVERNOR/LT. GOVERNOR

Vote For 1

	TOTAL
SPENCER J. COX	8
PHIL LYMAN	11

REP ATTORNEY GENERAL

Vote For 1

	TOTAL
DEREK BROWN	4
FRANK DEMCY MYLAR	4
RACHEL TERRY	11

REP AUDITOR

Vote For 1

	TOTAL
TINA CANNON	10
RICKY HATCH	9

OGD21

Statistics	TOTAL
Registered Voters - Total	294
Ballots Cast - Total	107
Ballots Cast - Blank	0
Voter Turnout - Total	36.39%

REP U.S. SENATE

Vote For 1

	TOTAL
JOHN CURTIS	49
JASON J. WALTON	5
BRAD WILSON	18
TRENT STAGGS	29

REP U.S. HOUSE 1

Vote For 1

	TOTAL
BLAKE D. MOORE	73
PAUL MILLER	30

REP GOVERNOR/LT. GOVERNOR

Vote For 1

	TOTAL
SPENCER J. COX	65
PHIL LYMAN	40

REP ATTORNEY GENERAL

Vote For 1

	TOTAL
DEREK BROWN	31
FRANK DEMCY MYLAR	20
RACHEL TERRY	49

REP AUDITOR

Vote For 1

	TOTAL
TINA CANNON	39
RICKY HATCH	62

OGD22

Statistics	TOTAL
Registered Voters - Total	159
Ballots Cast - Total	45
Ballots Cast - Blank	0
Voter Turnout - Total	28.30%

REP U.S. SENATE

Vote For 1

	TOTAL
JOHN CURTIS	22
JASON J. WALTON	4
BRAD WILSON	9
TRENT STAGGS	5

REP U.S. HOUSE 1

Vote For 1

	TOTAL
BLAKE D. MOORE	32
PAUL MILLER	10

REP GOVERNOR/LT. GOVERNOR

Vote For 1

	TOTAL
SPENCER J. COX	29
PHIL LYMAN	16

REP ATTORNEY GENERAL

Vote For 1

	TOTAL
DEREK BROWN	17
FRANK DEMCY MYLAR	11
RACHEL TERRY	15

REP AUDITOR

Vote For 1

	TOTAL
TINA CANNON	22
RICKY HATCH	21

OGD23

Statistics	TOTAL
Registered Voters - Total	301
Ballots Cast - Total	150
Ballots Cast - Blank	0
Voter Turnout - Total	49.83%

REP U.S. SENATE

Vote For 1

	TOTAL
JOHN CURTIS	66
JASON J. WALTON	13
BRAD WILSON	18
TRENT STAGGS	52

REP U.S. HOUSE 1

Vote For 1

	TOTAL
BLAKE D. MOORE	89
PAUL MILLER	61

REP GOVERNOR/LT. GOVERNOR

Vote For 1

	TOTAL
SPENCER J. COX	75
PHIL LYMAN	74

REP ATTORNEY GENERAL

Vote For 1

	TOTAL
DEREK BROWN	60
FRANK DEMCY MYLAR	45
RACHEL TERRY	44

REP AUDITOR

Vote For 1

	TOTAL
TINA CANNON	77
RICKY HATCH	72

OGD24

Statistics	TOTAL
Registered Voters - Total	293
Ballots Cast - Total	102
Ballots Cast - Blank	0
Voter Turnout - Total	34.81%

REP U.S. SENATE

Vote For 1

	TOTAL
JOHN CURTIS	51
JASON J. WALTON	8
BRAD WILSON	11
TRENT STAGGS	30

REP U.S. HOUSE 1

Vote For 1

	TOTAL
BLAKE D. MOORE	69
PAUL MILLER	33

REP GOVERNOR/LT. GOVERNOR

Vote For 1

	TOTAL
SPENCER J. COX	66
PHIL LYMAN	36

REP ATTORNEY GENERAL

Vote For 1

	TOTAL
DEREK BROWN	36
FRANK DEMCY MYLAR	24
RACHEL TERRY	42

REP AUDITOR

Vote For 1

	TOTAL
TINA CANNON	41
RICKY HATCH	54

OGD25

Statistics	TOTAL
Registered Voters - Total	243
Ballots Cast - Total	119
Ballots Cast - Blank	0
Voter Turnout - Total	48.97%

REP U.S. SENATE

Vote For 1

	TOTAL
JOHN CURTIS	66
JASON J. WALTON	10
BRAD WILSON	17
TRENT STAGGS	21

REP U.S. HOUSE 1

Vote For 1

	TOTAL
BLAKE D. MOORE	88
PAUL MILLER	27

REP GOVERNOR/LT. GOVERNOR

Vote For 1

	TOTAL
SPENCER J. COX	79
PHIL LYMAN	40

REP ATTORNEY GENERAL

Vote For 1

	TOTAL
DEREK BROWN	47
FRANK DEMCY MYLAR	16
RACHEL TERRY	50

REP AUDITOR

Vote For 1

	TOTAL
TINA CANNON	46
RICKY HATCH	68

OGD26

Statistics	TOTAL
Registered Voters - Total	222
Ballots Cast - Total	108
Ballots Cast - Blank	0
Voter Turnout - Total	48.65%

REP U.S. SENATE

Vote For 1

	TOTAL
JOHN CURTIS	62
JASON J. WALTON	4
BRAD WILSON	19
TRENT STAGGS	20

REP U.S. HOUSE 1

Vote For 1

	TOTAL
BLAKE D. MOORE	82
PAUL MILLER	19

REP GOVERNOR/LT. GOVERNOR

Vote For 1

	TOTAL
SPENCER J. COX	84
PHIL LYMAN	23

REP ATTORNEY GENERAL

Vote For 1

	TOTAL
DEREK BROWN	41
FRANK DEMCY MYLAR	6
RACHEL TERRY	55

REP AUDITOR

Vote For 1

	TOTAL
TINA CANNON	28
RICKY HATCH	77

OGD27

Statistics	TOTAL
Registered Voters - Total	107
Ballots Cast - Total	34
Ballots Cast - Blank	0
Voter Turnout - Total	31.78%

REP U.S. SENATE

Vote For 1

	TOTAL
JOHN CURTIS	14
JASON J. WALTON	6
BRAD WILSON	6
TRENT STAGGS	8

REP U.S. HOUSE 1

Vote For 1

	TOTAL
BLAKE D. MOORE	26
PAUL MILLER	8

REP GOVERNOR/LT. GOVERNOR

Vote For 1

	TOTAL
SPENCER J. COX	18
PHIL LYMAN	16

REP ATTORNEY GENERAL

Vote For 1

	TOTAL
DEREK BROWN	11
FRANK DEMCY MYLAR	11
RACHEL TERRY	12

REP AUDITOR

Vote For 1

	TOTAL
TINA CANNON	8
RICKY HATCH	26

OGD28

Statistics	TOTAL
Registered Voters - Total	181
Ballots Cast - Total	54
Ballots Cast - Blank	0
Voter Turnout - Total	29.83%

REP U.S. SENATE

Vote For 1

	TOTAL
JOHN CURTIS	21
JASON J. WALTON	8
BRAD WILSON	6
TRENT STAGGS	18

REP U.S. HOUSE 1

Vote For 1

	TOTAL
BLAKE D. MOORE	35
PAUL MILLER	19

REP GOVERNOR/LT. GOVERNOR

Vote For 1

	TOTAL
SPENCER J. COX	33
PHIL LYMAN	21

REP ATTORNEY GENERAL

Vote For 1

	TOTAL
DEREK BROWN	20
FRANK DEMCY MYLAR	12
RACHEL TERRY	21

REP AUDITOR

Vote For 1

	TOTAL
TINA CANNON	23
RICKY HATCH	31

OGD29

Statistics	TOTAL
Registered Voters - Total	331
Ballots Cast - Total	179
Ballots Cast - Blank	0
Voter Turnout - Total	54.08%

REP U.S. SENATE

Vote For 1

	TOTAL
JOHN CURTIS	97
JASON J. WALTON	7
BRAD WILSON	31
TRENT STAGGS	43

REP U.S. HOUSE 1

Vote For 1

	TOTAL
BLAKE D. MOORE	149
PAUL MILLER	27

REP GOVERNOR/LT. GOVERNOR

Vote For 1

	TOTAL
SPENCER J. COX	129
PHIL LYMAN	49

REP ATTORNEY GENERAL

Vote For 1

	TOTAL
DEREK BROWN	80
FRANK DEMCY MYLAR	24
RACHEL TERRY	68

REP AUDITOR

Vote For 1

	TOTAL
TINA CANNON	40
RICKY HATCH	138

OGD30

Statistics	TOTAL
Registered Voters - Total	534
Ballots Cast - Total	329
Ballots Cast - Blank	0
Voter Turnout - Total	61.61%

REP U.S. SENATE

Vote For 1

	TOTAL
JOHN CURTIS	165
JASON J. WALTON	16
BRAD WILSON	61
TRENT STAGGS	80

REP U.S. HOUSE 1

Vote For 1

	TOTAL
BLAKE D. MOORE	237
PAUL MILLER	81

REP GOVERNOR/LT. GOVERNOR

Vote For 1

	TOTAL
SPENCER J. COX	219
PHIL LYMAN	108

REP ATTORNEY GENERAL

Vote For 1

	TOTAL
DEREK BROWN	140
FRANK DEMCY MYLAR	58
RACHEL TERRY	113

REP AUDITOR

Vote For 1

	TOTAL
TINA CANNON	95
RICKY HATCH	216

OGD31 Suppressed

Statistics	TOTAL
Registered Voters - Total	17
Ballots Cast - Total	5
Ballots Cast - Blank	0
Voter Turnout - Total	29.41%

REP U.S. SENATE

Vote For 1

TOTAL

JOHN CURTIS

JASON J. WALTON

BRAD WILSON

TRENT STAGGS

REP U.S. HOUSE 1

Vote For 1

TOTAL

BLAKE D. MOORE

PAUL MILLER

REP GOVERNOR/LT. GOVERNOR

Vote For 1

TOTAL

SPENCER J. COX

PHIL LYMAN

REP ATTORNEY GENERAL

Vote For 1

TOTAL

DEREK BROWN

FRANK DEMCY MYLAR

RACHEL TERRY

REP AUDITOR

Vote For 1

TOTAL

TINA CANNON

RICKY HATCH

OGD32

Statistics	TOTAL
Registered Voters - Total	135
Ballots Cast - Total	34
Ballots Cast - Blank	0
Voter Turnout - Total	25.19%

REP U.S. SENATE

Vote For 1

	TOTAL
JOHN CURTIS	14
JASON J. WALTON	2
BRAD WILSON	5
TRENT STAGGS	12

REP U.S. HOUSE 1

Vote For 1

	TOTAL
BLAKE D. MOORE	25
PAUL MILLER	8

REP GOVERNOR/LT. GOVERNOR

Vote For 1

	TOTAL
SPENCER J. COX	18
PHIL LYMAN	15

REP ATTORNEY GENERAL

Vote For 1

	TOTAL
DEREK BROWN	11
FRANK DEMCY MYLAR	5
RACHEL TERRY	17

REP AUDITOR

Vote For 1

	TOTAL
TINA CANNON	21
RICKY HATCH	12

OGD33

Statistics	TOTAL
Registered Voters - Total	297
Ballots Cast - Total	108
Ballots Cast - Blank	0
Voter Turnout - Total	36.36%

REP U.S. SENATE

Vote For 1

	TOTAL
JOHN CURTIS	42
JASON J. WALTON	7
BRAD WILSON	16
TRENT STAGGS	42

REP U.S. HOUSE 1

Vote For 1

	TOTAL
BLAKE D. MOORE	65
PAUL MILLER	43

REP GOVERNOR/LT. GOVERNOR

Vote For 1

	TOTAL
SPENCER J. COX	46
PHIL LYMAN	60

REP ATTORNEY GENERAL

Vote For 1

	TOTAL
DEREK BROWN	37
FRANK DEMCY MYLAR	26
RACHEL TERRY	43

REP AUDITOR

Vote For 1

	TOTAL
TINA CANNON	47
RICKY HATCH	60

OGD34

Statistics	TOTAL
Registered Voters - Total	216
Ballots Cast - Total	72
Ballots Cast - Blank	0
Voter Turnout - Total	33.33%

REP U.S. SENATE

Vote For 1

	TOTAL
JOHN CURTIS	38
JASON J. WALTON	6
BRAD WILSON	7
TRENT STAGGS	20

REP U.S. HOUSE 1

Vote For 1

	TOTAL
BLAKE D. MOORE	42
PAUL MILLER	30

REP GOVERNOR/LT. GOVERNOR

Vote For 1

	TOTAL
SPENCER J. COX	41
PHIL LYMAN	30

REP ATTORNEY GENERAL

Vote For 1

	TOTAL
DEREK BROWN	28
FRANK DEMCY MYLAR	14
RACHEL TERRY	28

REP AUDITOR

Vote For 1

	TOTAL
TINA CANNON	26
RICKY HATCH	46

OGD35

Statistics	TOTAL
Registered Voters - Total	233
Ballots Cast - Total	80
Ballots Cast - Blank	0
Voter Turnout - Total	34.33%

REP U.S. SENATE

Vote For 1

	TOTAL
JOHN CURTIS	34
JASON J. WALTON	11
BRAD WILSON	9
TRENT STAGGS	25

REP U.S. HOUSE 1

Vote For 1

	TOTAL
BLAKE D. MOORE	50
PAUL MILLER	29

REP GOVERNOR/LT. GOVERNOR

Vote For 1

	TOTAL
SPENCER J. COX	42
PHIL LYMAN	37

REP ATTORNEY GENERAL

Vote For 1

	TOTAL
DEREK BROWN	15
FRANK DEMCY MYLAR	23
RACHEL TERRY	40

REP AUDITOR

Vote For 1

	TOTAL
TINA CANNON	30
RICKY HATCH	46

OGD36

Statistics	TOTAL
Registered Voters - Total	458
Ballots Cast - Total	215
Ballots Cast - Blank	2
Voter Turnout - Total	46.94%

REP U.S. SENATE

Vote For 1

	TOTAL
JOHN CURTIS	101
JASON J. WALTON	12
BRAD WILSON	42
TRENT STAGGS	54

REP U.S. HOUSE 1

Vote For 1

	TOTAL
BLAKE D. MOORE	165
PAUL MILLER	44

REP GOVERNOR/LT. GOVERNOR

Vote For 1

	TOTAL
SPENCER J. COX	135
PHIL LYMAN	76

REP ATTORNEY GENERAL

Vote For 1

	TOTAL
DEREK BROWN	73
FRANK DEMCY MYLAR	41
RACHEL TERRY	95

REP AUDITOR

Vote For 1

	TOTAL
TINA CANNON	61
RICKY HATCH	148

OGD37

Statistics	TOTAL
Registered Voters - Total	282
Ballots Cast - Total	103
Ballots Cast - Blank	0
Voter Turnout - Total	36.52%

REP U.S. SENATE

Vote For 1

	TOTAL
JOHN CURTIS	43
JASON J. WALTON	10
BRAD WILSON	20
TRENT STAGGS	30

REP U.S. HOUSE 1

Vote For 1

	TOTAL
BLAKE D. MOORE	65
PAUL MILLER	37

REP GOVERNOR/LT. GOVERNOR

Vote For 1

	TOTAL
SPENCER J. COX	57
PHIL LYMAN	45

REP ATTORNEY GENERAL

Vote For 1

	TOTAL
DEREK BROWN	31
FRANK DEMCY MYLAR	26
RACHEL TERRY	44

REP AUDITOR

Vote For 1

	TOTAL
TINA CANNON	59
RICKY HATCH	42

OGD38

Statistics	TOTAL
Registered Voters - Total	371
Ballots Cast - Total	177
Ballots Cast - Blank	0
Voter Turnout - Total	47.71%

REP U.S. SENATE

Vote For 1

	TOTAL
JOHN CURTIS	81
JASON J. WALTON	4
BRAD WILSON	25
TRENT STAGGS	65

REP U.S. HOUSE 1

Vote For 1

	TOTAL
BLAKE D. MOORE	121
PAUL MILLER	54

REP GOVERNOR/LT. GOVERNOR

Vote For 1

	TOTAL
SPENCER J. COX	93
PHIL LYMAN	84

REP ATTORNEY GENERAL

Vote For 1

	TOTAL
DEREK BROWN	77
FRANK DEMCY MYLAR	46
RACHEL TERRY	50

REP AUDITOR

Vote For 1

	TOTAL
TINA CANNON	67
RICKY HATCH	103

OGD39

Statistics	TOTAL
Registered Voters - Total	524
Ballots Cast - Total	316
Ballots Cast - Blank	0
Voter Turnout - Total	60.31%

REP U.S. SENATE

Vote For 1

	TOTAL
JOHN CURTIS	156
JASON J. WALTON	16
BRAD WILSON	61
TRENT STAGGS	80

REP U.S. HOUSE 1

Vote For 1

	TOTAL
BLAKE D. MOORE	247
PAUL MILLER	67

REP GOVERNOR/LT. GOVERNOR

Vote For 1

	TOTAL
SPENCER J. COX	206
PHIL LYMAN	110

REP ATTORNEY GENERAL

Vote For 1

	TOTAL
DEREK BROWN	132
FRANK DEMCY MYLAR	63
RACHEL TERRY	108

REP AUDITOR

Vote For 1

	TOTAL
TINA CANNON	112
RICKY HATCH	192

OGD40

Statistics	TOTAL
Registered Voters - Total	533
Ballots Cast - Total	309
Ballots Cast - Blank	0
Voter Turnout - Total	57.97%

REP U.S. SENATE

Vote For 1

	TOTAL
JOHN CURTIS	129
JASON J. WALTON	23
BRAD WILSON	73
TRENT STAGGS	82

REP U.S. HOUSE 1

Vote For 1

	TOTAL
BLAKE D. MOORE	238
PAUL MILLER	71

REP GOVERNOR/LT. GOVERNOR

Vote For 1

	TOTAL
SPENCER J. COX	206
PHIL LYMAN	103

REP ATTORNEY GENERAL

Vote For 1

	TOTAL
DEREK BROWN	113
FRANK DEMCY MYLAR	86
RACHEL TERRY	104

REP AUDITOR

Vote For 1

	TOTAL
TINA CANNON	110
RICKY HATCH	193

OGD41

Statistics	TOTAL
Registered Voters - Total	568
Ballots Cast - Total	371
Ballots Cast - Blank	0
Voter Turnout - Total	65.32%

REP U.S. SENATE

Vote For 1

	TOTAL
JOHN CURTIS	162
JASON J. WALTON	19
BRAD WILSON	91
TRENT STAGGS	94

REP U.S. HOUSE 1

Vote For 1

	TOTAL
BLAKE D. MOORE	293
PAUL MILLER	71

REP GOVERNOR/LT. GOVERNOR

Vote For 1

	TOTAL
SPENCER J. COX	215
PHIL LYMAN	156

REP ATTORNEY GENERAL

Vote For 1

	TOTAL
DEREK BROWN	163
FRANK DEMCY MYLAR	64
RACHEL TERRY	130

REP AUDITOR

Vote For 1

	TOTAL
TINA CANNON	130
RICKY HATCH	224

PLC01

Statistics	TOTAL
Registered Voters - Total	739
Ballots Cast - Total	323
Ballots Cast - Blank	0
Voter Turnout - Total	43.71%

REP U.S. SENATE

Vote For 1

	TOTAL
JOHN CURTIS	147
JASON J. WALTON	24
BRAD WILSON	48
TRENT STAGGS	98

REP U.S. HOUSE 1

Vote For 1

	TOTAL
BLAKE D. MOORE	215
PAUL MILLER	101

REP GOVERNOR/LT. GOVERNOR

Vote For 1

	TOTAL
SPENCER J. COX	156
PHIL LYMAN	167

REP ATTORNEY GENERAL

Vote For 1

	TOTAL
DEREK BROWN	146
FRANK DEMCY MYLAR	48
RACHEL TERRY	116

REP AUDITOR

Vote For 1

	TOTAL
TINA CANNON	108
RICKY HATCH	202

PLC02

Statistics	TOTAL
Registered Voters - Total	579
Ballots Cast - Total	250
Ballots Cast - Blank	0
Voter Turnout - Total	43.18%

REP U.S. SENATE

Vote For 1

TOTAL

JOHN CURTIS	107
JASON J. WALTON	15
BRAD WILSON	37
TRENT STAGGS	89

REP U.S. HOUSE 1

Vote For 1

TOTAL

BLAKE D. MOORE	164
PAUL MILLER	84

REP GOVERNOR/LT. GOVERNOR

Vote For 1

TOTAL

SPENCER J. COX	132
PHIL LYMAN	116

REP ATTORNEY GENERAL

Vote For 1

TOTAL

DEREK BROWN	98
FRANK DEMCY MYLAR	64
RACHEL TERRY	84

REP AUDITOR

Vote For 1

TOTAL

TINA CANNON	113
RICKY HATCH	135

PLC03

Statistics	TOTAL
Registered Voters - Total	648
Ballots Cast - Total	293
Ballots Cast - Blank	0
Voter Turnout - Total	45.22%

REP U.S. SENATE

Vote For 1

	TOTAL
JOHN CURTIS	117
JASON J. WALTON	15
BRAD WILSON	61
TRENT STAGGS	95

REP U.S. HOUSE 1

Vote For 1

	TOTAL
BLAKE D. MOORE	195
PAUL MILLER	97

REP GOVERNOR/LT. GOVERNOR

Vote For 1

	TOTAL
SPENCER J. COX	131
PHIL LYMAN	162

REP ATTORNEY GENERAL

Vote For 1

	TOTAL
DEREK BROWN	150
FRANK DEMCY MYLAR	48
RACHEL TERRY	86

REP AUDITOR

Vote For 1

	TOTAL
TINA CANNON	91
RICKY HATCH	196

PLC04

Statistics	TOTAL
Registered Voters - Total	744
Ballots Cast - Total	342
Ballots Cast - Blank	0
Voter Turnout - Total	45.97%

REP U.S. SENATE

Vote For 1

	TOTAL
JOHN CURTIS	117
JASON J. WALTON	21
BRAD WILSON	60
TRENT STAGGS	143

REP U.S. HOUSE 1

Vote For 1

	TOTAL
BLAKE D. MOORE	203
PAUL MILLER	134

REP GOVERNOR/LT. GOVERNOR

Vote For 1

	TOTAL
SPENCER J. COX	151
PHIL LYMAN	189

REP ATTORNEY GENERAL

Vote For 1

	TOTAL
DEREK BROWN	143
FRANK DEMCY MYLAR	98
RACHEL TERRY	89

REP AUDITOR

Vote For 1

	TOTAL
TINA CANNON	140
RICKY HATCH	194

PLC05

Statistics	TOTAL
Registered Voters - Total	495
Ballots Cast - Total	200
Ballots Cast - Blank	0
Voter Turnout - Total	40.40%

REP U.S. SENATE

Vote For 1

	TOTAL
JOHN CURTIS	78
JASON J. WALTON	13
BRAD WILSON	47
TRENT STAGGS	59

REP U.S. HOUSE 1

Vote For 1

	TOTAL
BLAKE D. MOORE	124
PAUL MILLER	69

REP GOVERNOR/LT. GOVERNOR

Vote For 1

	TOTAL
SPENCER J. COX	106
PHIL LYMAN	91

REP ATTORNEY GENERAL

Vote For 1

	TOTAL
DEREK BROWN	79
FRANK DEMCY MYLAR	41
RACHEL TERRY	68

REP AUDITOR

Vote For 1

	TOTAL
TINA CANNON	76
RICKY HATCH	115

PLV01

Statistics	TOTAL
Registered Voters - Total	334
Ballots Cast - Total	176
Ballots Cast - Blank	0
Voter Turnout - Total	52.69%

REP U.S. SENATE

Vote For 1

	TOTAL
JOHN CURTIS	77
JASON J. WALTON	6
BRAD WILSON	28
TRENT STAGGS	64

REP U.S. HOUSE 1

Vote For 1

	TOTAL
BLAKE D. MOORE	123
PAUL MILLER	50

REP GOVERNOR/LT. GOVERNOR

Vote For 1

	TOTAL
SPENCER J. COX	84
PHIL LYMAN	92

REP ATTORNEY GENERAL

Vote For 1

	TOTAL
DEREK BROWN	74
FRANK DEMCY MYLAR	35
RACHEL TERRY	62

REP AUDITOR

Vote For 1

	TOTAL
TINA CANNON	53
RICKY HATCH	117

PLV02

Statistics	TOTAL
Registered Voters - Total	467
Ballots Cast - Total	230
Ballots Cast - Blank	1
Voter Turnout - Total	49.25%

REP U.S. SENATE

Vote For 1

	TOTAL
JOHN CURTIS	123
JASON J. WALTON	11
BRAD WILSON	32
TRENT STAGGS	61

REP U.S. HOUSE 1

Vote For 1

	TOTAL
BLAKE D. MOORE	163
PAUL MILLER	65

REP GOVERNOR/LT. GOVERNOR

Vote For 1

	TOTAL
SPENCER J. COX	135
PHIL LYMAN	93

REP ATTORNEY GENERAL

Vote For 1

	TOTAL
DEREK BROWN	99
FRANK DEMCY MYLAR	37
RACHEL TERRY	88

REP AUDITOR

Vote For 1

	TOTAL
TINA CANNON	81
RICKY HATCH	138

PLV03

Statistics	TOTAL
Registered Voters - Total	345
Ballots Cast - Total	184
Ballots Cast - Blank	0
Voter Turnout - Total	53.33%

REP U.S. SENATE

Vote For 1

	TOTAL
JOHN CURTIS	71
JASON J. WALTON	19
BRAD WILSON	19
TRENT STAGGS	70

REP U.S. HOUSE 1

Vote For 1

	TOTAL
BLAKE D. MOORE	104
PAUL MILLER	74

REP GOVERNOR/LT. GOVERNOR

Vote For 1

	TOTAL
SPENCER J. COX	99
PHIL LYMAN	85

REP ATTORNEY GENERAL

Vote For 1

	TOTAL
DEREK BROWN	62
FRANK DEMCY MYLAR	65
RACHEL TERRY	52

REP AUDITOR

Vote For 1

	TOTAL
TINA CANNON	92
RICKY HATCH	85

PLV04 Suppressed

Statistics	TOTAL
Registered Voters - Total	15
Ballots Cast - Total	8
Ballots Cast - Blank	0
Voter Turnout - Total	53.33%

REP U.S. SENATE

Vote For 1

TOTAL

JOHN CURTIS

JASON J. WALTON

BRAD WILSON

TRENT STAGGS

REP U.S. HOUSE 1

Vote For 1

TOTAL

BLAKE D. MOORE

PAUL MILLER

REP GOVERNOR/LT. GOVERNOR

Vote For 1

TOTAL

SPENCER J. COX

PHIL LYMAN

REP ATTORNEY GENERAL

Vote For 1

TOTAL

DEREK BROWN

FRANK DEMCY MYLAR

RACHEL TERRY

REP AUDITOR

Vote For 1

TOTAL

TINA CANNON

RICKY HATCH

PLV05

Statistics	TOTAL
Registered Voters - Total	210
Ballots Cast - Total	74
Ballots Cast - Blank	0
Voter Turnout - Total	35.24%

REP U.S. SENATE

Vote For 1

	TOTAL
JOHN CURTIS	19
JASON J. WALTON	8
BRAD WILSON	9
TRENT STAGGS	34

REP U.S. HOUSE 1

Vote For 1

	TOTAL
BLAKE D. MOORE	42
PAUL MILLER	30

REP GOVERNOR/LT. GOVERNOR

Vote For 1

	TOTAL
SPENCER J. COX	31
PHIL LYMAN	43

REP ATTORNEY GENERAL

Vote For 1

	TOTAL
DEREK BROWN	19
FRANK DEMCY MYLAR	31
RACHEL TERRY	18

REP AUDITOR

Vote For 1

	TOTAL
TINA CANNON	23
RICKY HATCH	48

PLV06

Statistics	TOTAL
Registered Voters - Total	220
Ballots Cast - Total	114
Ballots Cast - Blank	0
Voter Turnout - Total	51.82%

REP U.S. SENATE

Vote For 1

	TOTAL
JOHN CURTIS	47
JASON J. WALTON	5
BRAD WILSON	19
TRENT STAGGS	43

REP U.S. HOUSE 1

Vote For 1

	TOTAL
BLAKE D. MOORE	75
PAUL MILLER	39

REP GOVERNOR/LT. GOVERNOR

Vote For 1

	TOTAL
SPENCER J. COX	58
PHIL LYMAN	56

REP ATTORNEY GENERAL

Vote For 1

	TOTAL
DEREK BROWN	47
FRANK DEMCY MYLAR	29
RACHEL TERRY	35

REP AUDITOR

Vote For 1

	TOTAL
TINA CANNON	35
RICKY HATCH	76

PLV07

Statistics	TOTAL
Registered Voters - Total	551
Ballots Cast - Total	310
Ballots Cast - Blank	1
Voter Turnout - Total	56.26%

REP U.S. SENATE

Vote For 1

	TOTAL
JOHN CURTIS	167
JASON J. WALTON	20
BRAD WILSON	48
TRENT STAGGS	71

REP U.S. HOUSE 1

Vote For 1

	TOTAL
BLAKE D. MOORE	230
PAUL MILLER	76

REP GOVERNOR/LT. GOVERNOR

Vote For 1

	TOTAL
SPENCER J. COX	176
PHIL LYMAN	132

REP ATTORNEY GENERAL

Vote For 1

	TOTAL
DEREK BROWN	128
FRANK DEMCY MYLAR	40
RACHEL TERRY	133

REP AUDITOR

Vote For 1

	TOTAL
TINA CANNON	102
RICKY HATCH	191

PLV08

Statistics	TOTAL
Registered Voters - Total	529
Ballots Cast - Total	224
Ballots Cast - Blank	0
Voter Turnout - Total	42.34%

REP U.S. SENATE

Vote For 1

	TOTAL
JOHN CURTIS	103
JASON J. WALTON	11
BRAD WILSON	41
TRENT STAGGS	64

REP U.S. HOUSE 1

Vote For 1

	TOTAL
BLAKE D. MOORE	158
PAUL MILLER	61

REP GOVERNOR/LT. GOVERNOR

Vote For 1

	TOTAL
SPENCER J. COX	131
PHIL LYMAN	93

REP ATTORNEY GENERAL

Vote For 1

	TOTAL
DEREK BROWN	82
FRANK DEMCY MYLAR	54
RACHEL TERRY	79

REP AUDITOR

Vote For 1

	TOTAL
TINA CANNON	71
RICKY HATCH	135

PLV09

Statistics	TOTAL
Registered Voters - Total	492
Ballots Cast - Total	255
Ballots Cast - Blank	0
Voter Turnout - Total	51.83%

REP U.S. SENATE

Vote For 1

	TOTAL
JOHN CURTIS	99
JASON J. WALTON	20
BRAD WILSON	45
TRENT STAGGS	87

REP U.S. HOUSE 1

Vote For 1

	TOTAL
BLAKE D. MOORE	179
PAUL MILLER	73

REP GOVERNOR/LT. GOVERNOR

Vote For 1

	TOTAL
SPENCER J. COX	132
PHIL LYMAN	123

REP ATTORNEY GENERAL

Vote For 1

	TOTAL
DEREK BROWN	92
FRANK DEMCY MYLAR	50
RACHEL TERRY	106

REP AUDITOR

Vote For 1

	TOTAL
TINA CANNON	126
RICKY HATCH	125

PLV10

Statistics	TOTAL
Registered Voters - Total	477
Ballots Cast - Total	270
Ballots Cast - Blank	0
Voter Turnout - Total	56.60%

REP U.S. SENATE

Vote For 1

	TOTAL
JOHN CURTIS	129
JASON J. WALTON	12
BRAD WILSON	37
TRENT STAGGS	90

REP U.S. HOUSE 1

Vote For 1

	TOTAL
BLAKE D. MOORE	172
PAUL MILLER	90

REP GOVERNOR/LT. GOVERNOR

Vote For 1

	TOTAL
SPENCER J. COX	141
PHIL LYMAN	129

REP ATTORNEY GENERAL

Vote For 1

	TOTAL
DEREK BROWN	103
FRANK DEMCY MYLAR	78
RACHEL TERRY	81

REP AUDITOR

Vote For 1

	TOTAL
TINA CANNON	110
RICKY HATCH	153

PLV11

Statistics	TOTAL
Registered Voters - Total	178
Ballots Cast - Total	36
Ballots Cast - Blank	1
Voter Turnout - Total	20.22%

REP U.S. SENATE

Vote For 1

	TOTAL
JOHN CURTIS	16
JASON J. WALTON	3
BRAD WILSON	7
TRENT STAGGS	9

REP U.S. HOUSE 1

Vote For 1

	TOTAL
BLAKE D. MOORE	27
PAUL MILLER	8

REP GOVERNOR/LT. GOVERNOR

Vote For 1

	TOTAL
SPENCER J. COX	21
PHIL LYMAN	14

REP ATTORNEY GENERAL

Vote For 1

	TOTAL
DEREK BROWN	16
FRANK DEMCY MYLAR	9
RACHEL TERRY	10

REP AUDITOR

Vote For 1

	TOTAL
TINA CANNON	16
RICKY HATCH	17

RIV01

Statistics	TOTAL
Registered Voters - Total	588
Ballots Cast - Total	286
Ballots Cast - Blank	0
Voter Turnout - Total	48.64%

REP U.S. SENATE

Vote For 1

	TOTAL
JOHN CURTIS	136
JASON J. WALTON	22
BRAD WILSON	52
TRENT STAGGS	71

REP U.S. HOUSE 1

Vote For 1

	TOTAL
BLAKE D. MOORE	199
PAUL MILLER	80

REP GOVERNOR/LT. GOVERNOR

Vote For 1

	TOTAL
SPENCER J. COX	167
PHIL LYMAN	119

REP ATTORNEY GENERAL

Vote For 1

	TOTAL
DEREK BROWN	126
FRANK DEMCY MYLAR	48
RACHEL TERRY	96

REP AUDITOR

Vote For 1

	TOTAL
TINA CANNON	104
RICKY HATCH	170

STATE SCHOOL BOARD 3

Vote For 1

	TOTAL
BRENT STRATE	148
ROD HALL	123

RIV02

Statistics	TOTAL
Registered Voters - Total	473
Ballots Cast - Total	206
Ballots Cast - Blank	0
Voter Turnout - Total	43.55%

REP U.S. SENATE

Vote For 1

	TOTAL
JOHN CURTIS	94
JASON J. WALTON	12
BRAD WILSON	37
TRENT STAGGS	60

REP U.S. HOUSE 1

Vote For 1

	TOTAL
BLAKE D. MOORE	129
PAUL MILLER	73

REP GOVERNOR/LT. GOVERNOR

Vote For 1

	TOTAL
SPENCER J. COX	108
PHIL LYMAN	98

REP ATTORNEY GENERAL

Vote For 1

	TOTAL
DEREK BROWN	110
FRANK DEMCY MYLAR	43
RACHEL TERRY	47

REP AUDITOR

Vote For 1

	TOTAL
TINA CANNON	90
RICKY HATCH	109

STATE SCHOOL BOARD 3

Vote For 1

	TOTAL
BRENT STRATE	113
ROD HALL	86

RIV03

Statistics	TOTAL
Registered Voters - Total	382
Ballots Cast - Total	163
Ballots Cast - Blank	0
Voter Turnout - Total	42.67%

REP U.S. SENATE

Vote For 1

	TOTAL
JOHN CURTIS	61
JASON J. WALTON	9
BRAD WILSON	37
TRENT STAGGS	51

REP U.S. HOUSE 1

Vote For 1

	TOTAL
BLAKE D. MOORE	107
PAUL MILLER	53

REP GOVERNOR/LT. GOVERNOR

Vote For 1

	TOTAL
SPENCER J. COX	76
PHIL LYMAN	87

REP ATTORNEY GENERAL

Vote For 1

	TOTAL
DEREK BROWN	66
FRANK DEMCY MYLAR	43
RACHEL TERRY	50

REP AUDITOR

Vote For 1

	TOTAL
TINA CANNON	88
RICKY HATCH	72

STATE SCHOOL BOARD 3

Vote For 1

	TOTAL
BRENT STRATE	73
ROD HALL	85

RIV04

Statistics	TOTAL
Registered Voters - Total	484
Ballots Cast - Total	272
Ballots Cast - Blank	0
Voter Turnout - Total	56.20%

REP U.S. SENATE

Vote For 1

	TOTAL
JOHN CURTIS	108
JASON J. WALTON	23
BRAD WILSON	40
TRENT STAGGS	96

REP U.S. HOUSE 1

Vote For 1

	TOTAL
BLAKE D. MOORE	154
PAUL MILLER	114

REP GOVERNOR/LT. GOVERNOR

Vote For 1

	TOTAL
SPENCER J. COX	112
PHIL LYMAN	160

REP ATTORNEY GENERAL

Vote For 1

	TOTAL
DEREK BROWN	80
FRANK DEMCY MYLAR	71
RACHEL TERRY	115

REP AUDITOR

Vote For 1

	TOTAL
TINA CANNON	139
RICKY HATCH	122

STATE SCHOOL BOARD 3

Vote For 1

	TOTAL
BRENT STRATE	112
ROD HALL	152

ROY01

Statistics	TOTAL
Registered Voters - Total	218
Ballots Cast - Total	85
Ballots Cast - Blank	0
Voter Turnout - Total	38.99%

REP U.S. SENATE

Vote For 1

	TOTAL
JOHN CURTIS	44
JASON J. WALTON	5
BRAD WILSON	17
TRENT STAGGS	17

REP U.S. HOUSE 1

Vote For 1

	TOTAL
BLAKE D. MOORE	64
PAUL MILLER	19

REP GOVERNOR/LT. GOVERNOR

Vote For 1

	TOTAL
SPENCER J. COX	55
PHIL LYMAN	30

REP ATTORNEY GENERAL

Vote For 1

	TOTAL
DEREK BROWN	43
FRANK DEMCY MYLAR	12
RACHEL TERRY	26

REP AUDITOR

Vote For 1

	TOTAL
TINA CANNON	33
RICKY HATCH	48

ROY02

Statistics	TOTAL
Registered Voters - Total	390
Ballots Cast - Total	173
Ballots Cast - Blank	0
Voter Turnout - Total	44.36%

REP U.S. SENATE

Vote For 1

	TOTAL
JOHN CURTIS	89
JASON J. WALTON	7
BRAD WILSON	29
TRENT STAGGS	46

REP U.S. HOUSE 1

Vote For 1

	TOTAL
BLAKE D. MOORE	112
PAUL MILLER	57

REP GOVERNOR/LT. GOVERNOR

Vote For 1

	TOTAL
SPENCER J. COX	82
PHIL LYMAN	91

REP ATTORNEY GENERAL

Vote For 1

	TOTAL
DEREK BROWN	85
FRANK DEMCY MYLAR	28
RACHEL TERRY	58

REP AUDITOR

Vote For 1

	TOTAL
TINA CANNON	83
RICKY HATCH	86

ROY03

Statistics	TOTAL
Registered Voters - Total	261
Ballots Cast - Total	109
Ballots Cast - Blank	0
Voter Turnout - Total	41.76%

REP U.S. SENATE

Vote For 1

	TOTAL
JOHN CURTIS	47
JASON J. WALTON	6
BRAD WILSON	22
TRENT STAGGS	34

REP U.S. HOUSE 1

Vote For 1

	TOTAL
BLAKE D. MOORE	69
PAUL MILLER	38

REP GOVERNOR/LT. GOVERNOR

Vote For 1

	TOTAL
SPENCER J. COX	47
PHIL LYMAN	62

REP ATTORNEY GENERAL

Vote For 1

	TOTAL
DEREK BROWN	50
FRANK DEMCY MYLAR	20
RACHEL TERRY	35

REP AUDITOR

Vote For 1

	TOTAL
TINA CANNON	44
RICKY HATCH	63

ROY04

Statistics	TOTAL
Registered Voters - Total	379
Ballots Cast - Total	190
Ballots Cast - Blank	0
Voter Turnout - Total	50.13%

REP U.S. SENATE

Vote For 1

	TOTAL
JOHN CURTIS	109
JASON J. WALTON	10
BRAD WILSON	21
TRENT STAGGS	46

REP U.S. HOUSE 1

Vote For 1

	TOTAL
BLAKE D. MOORE	132
PAUL MILLER	53

REP GOVERNOR/LT. GOVERNOR

Vote For 1

	TOTAL
SPENCER J. COX	115
PHIL LYMAN	74

REP ATTORNEY GENERAL

Vote For 1

	TOTAL
DEREK BROWN	78
FRANK DEMCY MYLAR	32
RACHEL TERRY	75

REP AUDITOR

Vote For 1

	TOTAL
TINA CANNON	81
RICKY HATCH	101

ROY05

Statistics	TOTAL
Registered Voters - Total	486
Ballots Cast - Total	179
Ballots Cast - Blank	0
Voter Turnout - Total	36.83%

REP U.S. SENATE

Vote For 1

	TOTAL
JOHN CURTIS	77
JASON J. WALTON	14
BRAD WILSON	17
TRENT STAGGS	67

REP U.S. HOUSE 1

Vote For 1

	TOTAL
BLAKE D. MOORE	107
PAUL MILLER	69

REP GOVERNOR/LT. GOVERNOR

Vote For 1

	TOTAL
SPENCER J. COX	81
PHIL LYMAN	98

REP ATTORNEY GENERAL

Vote For 1

	TOTAL
DEREK BROWN	48
FRANK DEMCY MYLAR	54
RACHEL TERRY	71

REP AUDITOR

Vote For 1

	TOTAL
TINA CANNON	89
RICKY HATCH	87

ROY06

Statistics	TOTAL
Registered Voters - Total	410
Ballots Cast - Total	159
Ballots Cast - Blank	0
Voter Turnout - Total	38.78%

REP U.S. SENATE

Vote For 1

	TOTAL
JOHN CURTIS	66
JASON J. WALTON	13
BRAD WILSON	19
TRENT STAGGS	60

REP U.S. HOUSE 1

Vote For 1

	TOTAL
BLAKE D. MOORE	106
PAUL MILLER	51

REP GOVERNOR/LT. GOVERNOR

Vote For 1

	TOTAL
SPENCER J. COX	77
PHIL LYMAN	80

REP ATTORNEY GENERAL

Vote For 1

	TOTAL
DEREK BROWN	62
FRANK DEMCY MYLAR	30
RACHEL TERRY	66

REP AUDITOR

Vote For 1

	TOTAL
TINA CANNON	65
RICKY HATCH	93

ROY07

Statistics	TOTAL
Registered Voters - Total	309
Ballots Cast - Total	157
Ballots Cast - Blank	0
Voter Turnout - Total	50.81%

REP U.S. SENATE

Vote For 1

	TOTAL
JOHN CURTIS	76
JASON J. WALTON	10
BRAD WILSON	25
TRENT STAGGS	46

REP U.S. HOUSE 1

Vote For 1

	TOTAL
BLAKE D. MOORE	114
PAUL MILLER	42

REP GOVERNOR/LT. GOVERNOR

Vote For 1

	TOTAL
SPENCER J. COX	91
PHIL LYMAN	66

REP ATTORNEY GENERAL

Vote For 1

	TOTAL
DEREK BROWN	74
FRANK DEMCY MYLAR	23
RACHEL TERRY	53

REP AUDITOR

Vote For 1

	TOTAL
TINA CANNON	54
RICKY HATCH	97

ROY08

Statistics	TOTAL
Registered Voters - Total	396
Ballots Cast - Total	195
Ballots Cast - Blank	0
Voter Turnout - Total	49.24%

REP U.S. SENATE

Vote For 1

	TOTAL
JOHN CURTIS	105
JASON J. WALTON	9
BRAD WILSON	31
TRENT STAGGS	45

REP U.S. HOUSE 1

Vote For 1

	TOTAL
BLAKE D. MOORE	136
PAUL MILLER	52

REP GOVERNOR/LT. GOVERNOR

Vote For 1

	TOTAL
SPENCER J. COX	121
PHIL LYMAN	74

REP ATTORNEY GENERAL

Vote For 1

	TOTAL
DEREK BROWN	96
FRANK DEMCY MYLAR	32
RACHEL TERRY	57

REP AUDITOR

Vote For 1

	TOTAL
TINA CANNON	81
RICKY HATCH	103

ROY09

Statistics	TOTAL
Registered Voters - Total	524
Ballots Cast - Total	229
Ballots Cast - Blank	0
Voter Turnout - Total	43.70%

REP U.S. SENATE

Vote For 1

	TOTAL
JOHN CURTIS	87
JASON J. WALTON	19
BRAD WILSON	41
TRENT STAGGS	80

REP U.S. HOUSE 1

Vote For 1

	TOTAL
BLAKE D. MOORE	135
PAUL MILLER	88

REP GOVERNOR/LT. GOVERNOR

Vote For 1

	TOTAL
SPENCER J. COX	95
PHIL LYMAN	134

REP ATTORNEY GENERAL

Vote For 1

	TOTAL
DEREK BROWN	98
FRANK DEMCY MYLAR	49
RACHEL TERRY	74

REP AUDITOR

Vote For 1

	TOTAL
TINA CANNON	95
RICKY HATCH	126

ROY10

Statistics	TOTAL
Registered Voters - Total	276
Ballots Cast - Total	131
Ballots Cast - Blank	0
Voter Turnout - Total	47.46%

REP U.S. SENATE

Vote For 1

	TOTAL
JOHN CURTIS	41
JASON J. WALTON	9
BRAD WILSON	20
TRENT STAGGS	61

REP U.S. HOUSE 1

Vote For 1

	TOTAL
BLAKE D. MOORE	79
PAUL MILLER	51

REP GOVERNOR/LT. GOVERNOR

Vote For 1

	TOTAL
SPENCER J. COX	50
PHIL LYMAN	81

REP ATTORNEY GENERAL

Vote For 1

	TOTAL
DEREK BROWN	42
FRANK DEMCY MYLAR	54
RACHEL TERRY	34

REP AUDITOR

Vote For 1

	TOTAL
TINA CANNON	72
RICKY HATCH	59

ROY11

Statistics	TOTAL
Registered Voters - Total	504
Ballots Cast - Total	208
Ballots Cast - Blank	0
Voter Turnout - Total	41.27%

REP U.S. SENATE

Vote For 1

	TOTAL
JOHN CURTIS	93
JASON J. WALTON	15
BRAD WILSON	39
TRENT STAGGS	57

REP U.S. HOUSE 1

Vote For 1

	TOTAL
BLAKE D. MOORE	126
PAUL MILLER	80

REP GOVERNOR/LT. GOVERNOR

Vote For 1

	TOTAL
SPENCER J. COX	105
PHIL LYMAN	103

REP ATTORNEY GENERAL

Vote For 1

	TOTAL
DEREK BROWN	84
FRANK DEMCY MYLAR	47
RACHEL TERRY	69

REP AUDITOR

Vote For 1

	TOTAL
TINA CANNON	89
RICKY HATCH	112

ROY12

Statistics	TOTAL
Registered Voters - Total	314
Ballots Cast - Total	129
Ballots Cast - Blank	0
Voter Turnout - Total	41.08%

REP U.S. SENATE

Vote For 1

	TOTAL
JOHN CURTIS	58
JASON J. WALTON	11
BRAD WILSON	21
TRENT STAGGS	36

REP U.S. HOUSE 1

Vote For 1

	TOTAL
BLAKE D. MOORE	80
PAUL MILLER	49

REP GOVERNOR/LT. GOVERNOR

Vote For 1

	TOTAL
SPENCER J. COX	67
PHIL LYMAN	61

REP ATTORNEY GENERAL

Vote For 1

	TOTAL
DEREK BROWN	50
FRANK DEMCY MYLAR	25
RACHEL TERRY	52

REP AUDITOR

Vote For 1

	TOTAL
TINA CANNON	58
RICKY HATCH	66

ROY13

Statistics	TOTAL
Registered Voters - Total	268
Ballots Cast - Total	137
Ballots Cast - Blank	0
Voter Turnout - Total	51.12%

REP U.S. SENATE

Vote For 1

TOTAL

JOHN CURTIS	56
JASON J. WALTON	10
BRAD WILSON	20
TRENT STAGGS	51

REP U.S. HOUSE 1

Vote For 1

TOTAL

BLAKE D. MOORE	83
PAUL MILLER	54

REP GOVERNOR/LT. GOVERNOR

Vote For 1

TOTAL

SPENCER J. COX	64
PHIL LYMAN	72

REP ATTORNEY GENERAL

Vote For 1

TOTAL

DEREK BROWN	65
FRANK DEMCY MYLAR	38
RACHEL TERRY	32

REP AUDITOR

Vote For 1

TOTAL

TINA CANNON	71
RICKY HATCH	60

ROY14

Statistics	TOTAL
Registered Voters - Total	136
Ballots Cast - Total	46
Ballots Cast - Blank	0
Voter Turnout - Total	33.82%

REP U.S. SENATE

Vote For 1

	TOTAL
JOHN CURTIS	22
JASON J. WALTON	5
BRAD WILSON	7
TRENT STAGGS	11

REP U.S. HOUSE 1

Vote For 1

	TOTAL
BLAKE D. MOORE	38
PAUL MILLER	7

REP GOVERNOR/LT. GOVERNOR

Vote For 1

	TOTAL
SPENCER J. COX	37
PHIL LYMAN	9

REP ATTORNEY GENERAL

Vote For 1

	TOTAL
DEREK BROWN	21
FRANK DEMCY MYLAR	1
RACHEL TERRY	23

REP AUDITOR

Vote For 1

	TOTAL
TINA CANNON	26
RICKY HATCH	18

ROY15

Statistics	TOTAL
Registered Voters - Total	343
Ballots Cast - Total	127
Ballots Cast - Blank	0
Voter Turnout - Total	37.03%

REP U.S. SENATE

Vote For 1

	TOTAL
JOHN CURTIS	39
JASON J. WALTON	10
BRAD WILSON	25
TRENT STAGGS	51

REP U.S. HOUSE 1

Vote For 1

	TOTAL
BLAKE D. MOORE	69
PAUL MILLER	56

REP GOVERNOR/LT. GOVERNOR

Vote For 1

	TOTAL
SPENCER J. COX	51
PHIL LYMAN	76

REP ATTORNEY GENERAL

Vote For 1

	TOTAL
DEREK BROWN	43
FRANK DEMCY MYLAR	37
RACHEL TERRY	40

REP AUDITOR

Vote For 1

	TOTAL
TINA CANNON	59
RICKY HATCH	65

ROY16

Statistics	TOTAL
Registered Voters - Total	240
Ballots Cast - Total	108
Ballots Cast - Blank	0
Voter Turnout - Total	45.00%

REP U.S. SENATE

Vote For 1

	TOTAL
JOHN CURTIS	41
JASON J. WALTON	7
BRAD WILSON	18
TRENT STAGGS	41

REP U.S. HOUSE 1

Vote For 1

	TOTAL
BLAKE D. MOORE	69
PAUL MILLER	36

REP GOVERNOR/LT. GOVERNOR

Vote For 1

	TOTAL
SPENCER J. COX	40
PHIL LYMAN	68

REP ATTORNEY GENERAL

Vote For 1

	TOTAL
DEREK BROWN	46
FRANK DEMCY MYLAR	33
RACHEL TERRY	24

REP AUDITOR

Vote For 1

	TOTAL
TINA CANNON	35
RICKY HATCH	67

ROY17

Statistics	TOTAL
Registered Voters - Total	495
Ballots Cast - Total	212
Ballots Cast - Blank	0
Voter Turnout - Total	42.83%

REP U.S. SENATE

Vote For 1

TOTAL

JOHN CURTIS	83
JASON J. WALTON	17
BRAD WILSON	29
TRENT STAGGS	81

REP U.S. HOUSE 1

Vote For 1

TOTAL

BLAKE D. MOORE	120
PAUL MILLER	89

REP GOVERNOR/LT. GOVERNOR

Vote For 1

TOTAL

SPENCER J. COX	92
PHIL LYMAN	119

REP ATTORNEY GENERAL

Vote For 1

TOTAL

DEREK BROWN	70
FRANK DEMCY MYLAR	69
RACHEL TERRY	71

REP AUDITOR

Vote For 1

TOTAL

TINA CANNON	85
RICKY HATCH	123

ROY18

Statistics	TOTAL
Registered Voters - Total	411
Ballots Cast - Total	158
Ballots Cast - Blank	0
Voter Turnout - Total	38.44%

REP U.S. SENATE

Vote For 1

	TOTAL
JOHN CURTIS	80
JASON J. WALTON	8
BRAD WILSON	29
TRENT STAGGS	38

REP U.S. HOUSE 1

Vote For 1

	TOTAL
BLAKE D. MOORE	107
PAUL MILLER	42

REP GOVERNOR/LT. GOVERNOR

Vote For 1

	TOTAL
SPENCER J. COX	97
PHIL LYMAN	61

REP ATTORNEY GENERAL

Vote For 1

	TOTAL
DEREK BROWN	68
FRANK DEMCY MYLAR	23
RACHEL TERRY	58

REP AUDITOR

Vote For 1

	TOTAL
TINA CANNON	58
RICKY HATCH	93

ROY19

Statistics	TOTAL
Registered Voters - Total	422
Ballots Cast - Total	144
Ballots Cast - Blank	0
Voter Turnout - Total	34.12%

REP U.S. SENATE

Vote For 1

TOTAL

JOHN CURTIS	62
JASON J. WALTON	10
BRAD WILSON	14
TRENT STAGGS	54

REP U.S. HOUSE 1

Vote For 1

TOTAL

BLAKE D. MOORE	79
PAUL MILLER	57

REP GOVERNOR/LT. GOVERNOR

Vote For 1

TOTAL

SPENCER J. COX	53
PHIL LYMAN	90

REP ATTORNEY GENERAL

Vote For 1

TOTAL

DEREK BROWN	52
FRANK DEMCY MYLAR	43
RACHEL TERRY	42

REP AUDITOR

Vote For 1

TOTAL

TINA CANNON	65
RICKY HATCH	72

ROY20

Statistics	TOTAL
Registered Voters - Total	488
Ballots Cast - Total	214
Ballots Cast - Blank	0
Voter Turnout - Total	43.85%

REP U.S. SENATE

Vote For 1

TOTAL

JOHN CURTIS	92
JASON J. WALTON	14
BRAD WILSON	54
TRENT STAGGS	47

REP U.S. HOUSE 1

Vote For 1

TOTAL

BLAKE D. MOORE	157
PAUL MILLER	55

REP GOVERNOR/LT. GOVERNOR

Vote For 1

TOTAL

SPENCER J. COX	114
PHIL LYMAN	100

REP ATTORNEY GENERAL

Vote For 1

TOTAL

DEREK BROWN	95
FRANK DEMCY MYLAR	46
RACHEL TERRY	65

REP AUDITOR

Vote For 1

TOTAL

TINA CANNON	74
RICKY HATCH	137

ROY21

Statistics	TOTAL
Registered Voters - Total	365
Ballots Cast - Total	151
Ballots Cast - Blank	0
Voter Turnout - Total	41.37%

REP U.S. SENATE

Vote For 1

	TOTAL
JOHN CURTIS	68
JASON J. WALTON	6
BRAD WILSON	33
TRENT STAGGS	44

REP U.S. HOUSE 1

Vote For 1

	TOTAL
BLAKE D. MOORE	99
PAUL MILLER	51

REP GOVERNOR/LT. GOVERNOR

Vote For 1

	TOTAL
SPENCER J. COX	85
PHIL LYMAN	62

REP ATTORNEY GENERAL

Vote For 1

	TOTAL
DEREK BROWN	62
FRANK DEMCY MYLAR	21
RACHEL TERRY	62

REP AUDITOR

Vote For 1

	TOTAL
TINA CANNON	66
RICKY HATCH	83

ROY22

Statistics	TOTAL
Registered Voters - Total	225
Ballots Cast - Total	94
Ballots Cast - Blank	0
Voter Turnout - Total	41.78%

REP U.S. SENATE

Vote For 1

	TOTAL
JOHN CURTIS	43
JASON J. WALTON	9
BRAD WILSON	13
TRENT STAGGS	25

REP U.S. HOUSE 1

Vote For 1

	TOTAL
BLAKE D. MOORE	56
PAUL MILLER	33

REP GOVERNOR/LT. GOVERNOR

Vote For 1

	TOTAL
SPENCER J. COX	50
PHIL LYMAN	43

REP ATTORNEY GENERAL

Vote For 1

	TOTAL
DEREK BROWN	37
FRANK DEMCY MYLAR	13
RACHEL TERRY	40

REP AUDITOR

Vote For 1

	TOTAL
TINA CANNON	47
RICKY HATCH	44

ROY23

Statistics	TOTAL
Registered Voters - Total	389
Ballots Cast - Total	205
Ballots Cast - Blank	0
Voter Turnout - Total	52.70%

REP U.S. SENATE

Vote For 1

	TOTAL
JOHN CURTIS	63
JASON J. WALTON	16
BRAD WILSON	41
TRENT STAGGS	80

REP U.S. HOUSE 1

Vote For 1

	TOTAL
BLAKE D. MOORE	111
PAUL MILLER	88

REP GOVERNOR/LT. GOVERNOR

Vote For 1

	TOTAL
SPENCER J. COX	99
PHIL LYMAN	105

REP ATTORNEY GENERAL

Vote For 1

	TOTAL
DEREK BROWN	80
FRANK DEMCY MYLAR	42
RACHEL TERRY	77

REP AUDITOR

Vote For 1

	TOTAL
TINA CANNON	86
RICKY HATCH	110

SOG01

Statistics	TOTAL
Registered Voters - Total	358
Ballots Cast - Total	128
Ballots Cast - Blank	0
Voter Turnout - Total	35.75%

REP U.S. SENATE

Vote For 1

	TOTAL
JOHN CURTIS	45
JASON J. WALTON	8
BRAD WILSON	25
TRENT STAGGS	48

REP U.S. HOUSE 1

Vote For 1

	TOTAL
BLAKE D. MOORE	85
PAUL MILLER	39

REP GOVERNOR/LT. GOVERNOR

Vote For 1

	TOTAL
SPENCER J. COX	75
PHIL LYMAN	53

REP ATTORNEY GENERAL

Vote For 1

	TOTAL
DEREK BROWN	43
FRANK DEMCY MYLAR	31
RACHEL TERRY	53

REP AUDITOR

Vote For 1

	TOTAL
TINA CANNON	48
RICKY HATCH	78

STATE SCHOOL BOARD 3

Vote For 1

	TOTAL
BRENT STRATE	63
ROD HALL	61

SOG02

Statistics	TOTAL
Registered Voters - Total	293
Ballots Cast - Total	134
Ballots Cast - Blank	0
Voter Turnout - Total	45.73%

REP U.S. SENATE

Vote For 1

	TOTAL
JOHN CURTIS	53
JASON J. WALTON	8
BRAD WILSON	25
TRENT STAGGS	46

REP U.S. HOUSE 1

Vote For 1

	TOTAL
BLAKE D. MOORE	88
PAUL MILLER	39

REP GOVERNOR/LT. GOVERNOR

Vote For 1

	TOTAL
SPENCER J. COX	83
PHIL LYMAN	50

REP ATTORNEY GENERAL

Vote For 1

	TOTAL
DEREK BROWN	48
FRANK DEMCY MYLAR	29
RACHEL TERRY	54

REP AUDITOR

Vote For 1

	TOTAL
TINA CANNON	58
RICKY HATCH	75

STATE SCHOOL BOARD 3

Vote For 1

	TOTAL
BRENT STRATE	77
ROD HALL	54

SOG03

Statistics	TOTAL
Registered Voters - Total	303
Ballots Cast - Total	165
Ballots Cast - Blank	0
Voter Turnout - Total	54.46%

REP U.S. SENATE

Vote For 1

	TOTAL
JOHN CURTIS	87
JASON J. WALTON	9
BRAD WILSON	23
TRENT STAGGS	44

REP U.S. HOUSE 1

Vote For 1

	TOTAL
BLAKE D. MOORE	109
PAUL MILLER	50

REP GOVERNOR/LT. GOVERNOR

Vote For 1

	TOTAL
SPENCER J. COX	102
PHIL LYMAN	61

REP ATTORNEY GENERAL

Vote For 1

	TOTAL
DEREK BROWN	61
FRANK DEMCY MYLAR	38
RACHEL TERRY	63

REP AUDITOR

Vote For 1

	TOTAL
TINA CANNON	62
RICKY HATCH	101

STATE SCHOOL BOARD 3

Vote For 1

	TOTAL
BRENT STRATE	85
ROD HALL	76

SOG04

Statistics	TOTAL
Registered Voters - Total	316
Ballots Cast - Total	158
Ballots Cast - Blank	0
Voter Turnout - Total	50.00%

REP U.S. SENATE

Vote For 1

	TOTAL
JOHN CURTIS	76
JASON J. WALTON	5
BRAD WILSON	27
TRENT STAGGS	49

REP U.S. HOUSE 1

Vote For 1

	TOTAL
BLAKE D. MOORE	114
PAUL MILLER	42

REP GOVERNOR/LT. GOVERNOR

Vote For 1

	TOTAL
SPENCER J. COX	100
PHIL LYMAN	57

REP ATTORNEY GENERAL

Vote For 1

	TOTAL
DEREK BROWN	61
FRANK DEMCY MYLAR	27
RACHEL TERRY	65

REP AUDITOR

Vote For 1

	TOTAL
TINA CANNON	57
RICKY HATCH	97

STATE SCHOOL BOARD 3

Vote For 1

	TOTAL
BRENT STRATE	89
ROD HALL	62

SOG05

Statistics	TOTAL
Registered Voters - Total	483
Ballots Cast - Total	231
Ballots Cast - Blank	0
Voter Turnout - Total	47.83%

REP U.S. SENATE

Vote For 1

	TOTAL
JOHN CURTIS	94
JASON J. WALTON	23
BRAD WILSON	42
TRENT STAGGS	68

REP U.S. HOUSE 1

Vote For 1

	TOTAL
BLAKE D. MOORE	167
PAUL MILLER	61

REP GOVERNOR/LT. GOVERNOR

Vote For 1

	TOTAL
SPENCER J. COX	116
PHIL LYMAN	115

REP ATTORNEY GENERAL

Vote For 1

	TOTAL
DEREK BROWN	96
FRANK DEMCY MYLAR	47
RACHEL TERRY	80

REP AUDITOR

Vote For 1

	TOTAL
TINA CANNON	87
RICKY HATCH	135

STATE SCHOOL BOARD 3

Vote For 1

	TOTAL
BRENT STRATE	124
ROD HALL	102

SOG06

Statistics	TOTAL
Registered Voters - Total	490
Ballots Cast - Total	319
Ballots Cast - Blank	0
Voter Turnout - Total	65.10%

REP U.S. SENATE

Vote For 1

	TOTAL
JOHN CURTIS	172
JASON J. WALTON	15
BRAD WILSON	50
TRENT STAGGS	72

REP U.S. HOUSE 1

Vote For 1

	TOTAL
BLAKE D. MOORE	240
PAUL MILLER	69

REP GOVERNOR/LT. GOVERNOR

Vote For 1

	TOTAL
SPENCER J. COX	211
PHIL LYMAN	108

REP ATTORNEY GENERAL

Vote For 1

	TOTAL
DEREK BROWN	145
FRANK DEMCY MYLAR	52
RACHEL TERRY	109

REP AUDITOR

Vote For 1

	TOTAL
TINA CANNON	107
RICKY HATCH	204

STATE SCHOOL BOARD 3

Vote For 1

	TOTAL
BRENT STRATE	203
ROD HALL	106

SOG07

Statistics	TOTAL
Registered Voters - Total	426
Ballots Cast - Total	241
Ballots Cast - Blank	0
Voter Turnout - Total	56.57%

REP U.S. SENATE

Vote For 1

	TOTAL
JOHN CURTIS	133
JASON J. WALTON	12
BRAD WILSON	52
TRENT STAGGS	43

REP U.S. HOUSE 1

Vote For 1

	TOTAL
BLAKE D. MOORE	182
PAUL MILLER	57

REP GOVERNOR/LT. GOVERNOR

Vote For 1

	TOTAL
SPENCER J. COX	159
PHIL LYMAN	82

REP ATTORNEY GENERAL

Vote For 1

	TOTAL
DEREK BROWN	88
FRANK DEMCY MYLAR	46
RACHEL TERRY	96

REP AUDITOR

Vote For 1

	TOTAL
TINA CANNON	102
RICKY HATCH	131

STATE SCHOOL BOARD 3

Vote For 1

	TOTAL
BRENT STRATE	163
ROD HALL	74

SOG08

Statistics	TOTAL
Registered Voters - Total	235
Ballots Cast - Total	84
Ballots Cast - Blank	0
Voter Turnout - Total	35.74%

REP U.S. SENATE

Vote For 1

	TOTAL
JOHN CURTIS	32
JASON J. WALTON	5
BRAD WILSON	19
TRENT STAGGS	27

REP U.S. HOUSE 1

Vote For 1

	TOTAL
BLAKE D. MOORE	54
PAUL MILLER	28

REP GOVERNOR/LT. GOVERNOR

Vote For 1

	TOTAL
SPENCER J. COX	44
PHIL LYMAN	40

REP ATTORNEY GENERAL

Vote For 1

	TOTAL
DEREK BROWN	34
FRANK DEMCY MYLAR	16
RACHEL TERRY	32

REP AUDITOR

Vote For 1

	TOTAL
TINA CANNON	34
RICKY HATCH	49

STATE SCHOOL BOARD 3

Vote For 1

	TOTAL
BRENT STRATE	47
ROD HALL	36

SOG09

Statistics	TOTAL
Registered Voters - Total	490
Ballots Cast - Total	302
Ballots Cast - Blank	1
Voter Turnout - Total	61.63%

REP U.S. SENATE

Vote For 1

	TOTAL
JOHN CURTIS	141
JASON J. WALTON	18
BRAD WILSON	63
TRENT STAGGS	74

REP U.S. HOUSE 1

Vote For 1

	TOTAL
BLAKE D. MOORE	199
PAUL MILLER	98

REP GOVERNOR/LT. GOVERNOR

Vote For 1

	TOTAL
SPENCER J. COX	175
PHIL LYMAN	124

REP ATTORNEY GENERAL

Vote For 1

	TOTAL
DEREK BROWN	139
FRANK DEMCY MYLAR	64
RACHEL TERRY	81

REP AUDITOR

Vote For 1

	TOTAL
TINA CANNON	96
RICKY HATCH	189

STATE SCHOOL BOARD 3

Vote For 1

	TOTAL
BRENT STRATE	166
ROD HALL	129

SOG10

Statistics	TOTAL
Registered Voters - Total	435
Ballots Cast - Total	221
Ballots Cast - Blank	0
Voter Turnout - Total	50.80%

REP U.S. SENATE

Vote For 1

	TOTAL
JOHN CURTIS	104
JASON J. WALTON	14
BRAD WILSON	41
TRENT STAGGS	62

REP U.S. HOUSE 1

Vote For 1

	TOTAL
BLAKE D. MOORE	157
PAUL MILLER	60

REP GOVERNOR/LT. GOVERNOR

Vote For 1

	TOTAL
SPENCER J. COX	139
PHIL LYMAN	81

REP ATTORNEY GENERAL

Vote For 1

	TOTAL
DEREK BROWN	102
FRANK DEMCY MYLAR	45
RACHEL TERRY	66

REP AUDITOR

Vote For 1

	TOTAL
TINA CANNON	74
RICKY HATCH	140

STATE SCHOOL BOARD 3

Vote For 1

	TOTAL
BRENT STRATE	134
ROD HALL	80

SOG11

Statistics	TOTAL
Registered Voters - Total	114
Ballots Cast - Total	41
Ballots Cast - Blank	0
Voter Turnout - Total	35.96%

REP U.S. SENATE

Vote For 1

	TOTAL
JOHN CURTIS	16
JASON J. WALTON	1
BRAD WILSON	8
TRENT STAGGS	15

REP U.S. HOUSE 1

Vote For 1

	TOTAL
BLAKE D. MOORE	26
PAUL MILLER	14

REP GOVERNOR/LT. GOVERNOR

Vote For 1

	TOTAL
SPENCER J. COX	24
PHIL LYMAN	17

REP ATTORNEY GENERAL

Vote For 1

	TOTAL
DEREK BROWN	17
FRANK DEMCY MYLAR	7
RACHEL TERRY	16

REP AUDITOR

Vote For 1

	TOTAL
TINA CANNON	15
RICKY HATCH	25

STATE SCHOOL BOARD 3

Vote For 1

	TOTAL
BRENT STRATE	16
ROD HALL	24

UIN01

Statistics	TOTAL
Registered Voters - Total	468
Ballots Cast - Total	233
Ballots Cast - Blank	0
Voter Turnout - Total	49.79%

REP U.S. SENATE

Vote For 1

	TOTAL
JOHN CURTIS	96
JASON J. WALTON	16
BRAD WILSON	35
TRENT STAGGS	84

REP U.S. HOUSE 1

Vote For 1

	TOTAL
BLAKE D. MOORE	141
PAUL MILLER	89

REP GOVERNOR/LT. GOVERNOR

Vote For 1

	TOTAL
SPENCER J. COX	102
PHIL LYMAN	131

REP ATTORNEY GENERAL

Vote For 1

	TOTAL
DEREK BROWN	94
FRANK DEMCY MYLAR	52
RACHEL TERRY	82

REP AUDITOR

Vote For 1

	TOTAL
TINA CANNON	78
RICKY HATCH	147

STATE SCHOOL BOARD 3

Vote For 1

	TOTAL
BRENT STRATE	123
ROD HALL	104

UIN02 Suppressed

Statistics	TOTAL
Registered Voters - Total	19
Ballots Cast - Total	6
Ballots Cast - Blank	0
Voter Turnout - Total	31.58%

REP U.S. SENATE

Vote For 1

TOTAL

JOHN CURTIS

JASON J. WALTON

BRAD WILSON

TRENT STAGGS

REP U.S. HOUSE 1

Vote For 1

TOTAL

BLAKE D. MOORE

PAUL MILLER

REP GOVERNOR/LT. GOVERNOR

Vote For 1

TOTAL

SPENCER J. COX

PHIL LYMAN

REP ATTORNEY GENERAL

Vote For 1

TOTAL

DEREK BROWN

FRANK DEMCY MYLAR

RACHEL TERRY

REP AUDITOR

Vote For 1

TOTAL

TINA CANNON

RICKY HATCH

STATE SCHOOL BOARD 3

Vote For 1

TOTAL

BRENT STRATE

ROD HALL

WAT01

Statistics	TOTAL
Registered Voters - Total	295
Ballots Cast - Total	121
Ballots Cast - Blank	0
Voter Turnout - Total	41.02%

REP U.S. SENATE

Vote For 1

	TOTAL
JOHN CURTIS	56
JASON J. WALTON	9
BRAD WILSON	19
TRENT STAGGS	34

REP U.S. HOUSE 1

Vote For 1

	TOTAL
BLAKE D. MOORE	82
PAUL MILLER	36

REP GOVERNOR/LT. GOVERNOR

Vote For 1

	TOTAL
SPENCER J. COX	61
PHIL LYMAN	60

REP ATTORNEY GENERAL

Vote For 1

	TOTAL
DEREK BROWN	54
FRANK DEMCY MYLAR	22
RACHEL TERRY	42

REP AUDITOR

Vote For 1

	TOTAL
TINA CANNON	41
RICKY HATCH	76

STATE SCHOOL BOARD 3

Vote For 1

	TOTAL
BRENT STRATE	44
ROD HALL	73

WAT02

Statistics	TOTAL
Registered Voters - Total	312
Ballots Cast - Total	133
Ballots Cast - Blank	0
Voter Turnout - Total	42.63%

REP U.S. SENATE

Vote For 1

	TOTAL
JOHN CURTIS	55
JASON J. WALTON	13
BRAD WILSON	28
TRENT STAGGS	36

REP U.S. HOUSE 1

Vote For 1

	TOTAL
BLAKE D. MOORE	83
PAUL MILLER	45

REP GOVERNOR/LT. GOVERNOR

Vote For 1

	TOTAL
SPENCER J. COX	60
PHIL LYMAN	71

REP ATTORNEY GENERAL

Vote For 1

	TOTAL
DEREK BROWN	58
FRANK DEMCY MYLAR	20
RACHEL TERRY	51

REP AUDITOR

Vote For 1

	TOTAL
TINA CANNON	60
RICKY HATCH	67

STATE SCHOOL BOARD 3

Vote For 1

	TOTAL
BRENT STRATE	60
ROD HALL	69

WAT03

Statistics	TOTAL
Registered Voters - Total	407
Ballots Cast - Total	169
Ballots Cast - Blank	0
Voter Turnout - Total	41.52%

REP U.S. SENATE

Vote For 1

	TOTAL
JOHN CURTIS	72
JASON J. WALTON	12
BRAD WILSON	30
TRENT STAGGS	51

REP U.S. HOUSE 1

Vote For 1

	TOTAL
BLAKE D. MOORE	111
PAUL MILLER	51

REP GOVERNOR/LT. GOVERNOR

Vote For 1

	TOTAL
SPENCER J. COX	94
PHIL LYMAN	74

REP ATTORNEY GENERAL

Vote For 1

	TOTAL
DEREK BROWN	61
FRANK DEMCY MYLAR	47
RACHEL TERRY	58

REP AUDITOR

Vote For 1

	TOTAL
TINA CANNON	65
RICKY HATCH	97

STATE SCHOOL BOARD 3

Vote For 1

	TOTAL
BRENT STRATE	80
ROD HALL	85

WAT04

Statistics	TOTAL
Registered Voters - Total	448
Ballots Cast - Total	248
Ballots Cast - Blank	0
Voter Turnout - Total	55.36%

REP U.S. SENATE

Vote For 1

	TOTAL
JOHN CURTIS	120
JASON J. WALTON	21
BRAD WILSON	41
TRENT STAGGS	60

REP U.S. HOUSE 1

Vote For 1

	TOTAL
BLAKE D. MOORE	189
PAUL MILLER	51

REP GOVERNOR/LT. GOVERNOR

Vote For 1

	TOTAL
SPENCER J. COX	163
PHIL LYMAN	83

REP ATTORNEY GENERAL

Vote For 1

	TOTAL
DEREK BROWN	107
FRANK DEMCY MYLAR	38
RACHEL TERRY	96

REP AUDITOR

Vote For 1

	TOTAL
TINA CANNON	81
RICKY HATCH	159

STATE SCHOOL BOARD 3

Vote For 1

	TOTAL
BRENT STRATE	111
ROD HALL	130

WAT05

Statistics	TOTAL
Registered Voters - Total	403
Ballots Cast - Total	252
Ballots Cast - Blank	0
Voter Turnout - Total	62.53%

REP U.S. SENATE

Vote For 1

	TOTAL
JOHN CURTIS	109
JASON J. WALTON	14
BRAD WILSON	57
TRENT STAGGS	68

REP U.S. HOUSE 1

Vote For 1

	TOTAL
BLAKE D. MOORE	185
PAUL MILLER	63

REP GOVERNOR/LT. GOVERNOR

Vote For 1

	TOTAL
SPENCER J. COX	149
PHIL LYMAN	100

REP ATTORNEY GENERAL

Vote For 1

	TOTAL
DEREK BROWN	124
FRANK DEMCY MYLAR	43
RACHEL TERRY	79

REP AUDITOR

Vote For 1

	TOTAL
TINA CANNON	80
RICKY HATCH	166

STATE SCHOOL BOARD 3

Vote For 1

	TOTAL
BRENT STRATE	129
ROD HALL	118

WHV01

Statistics	TOTAL
Registered Voters - Total	640
Ballots Cast - Total	197
Ballots Cast - Blank	0
Voter Turnout - Total	30.78%

REP U.S. SENATE

Vote For 1

	TOTAL
JOHN CURTIS	94
JASON J. WALTON	9
BRAD WILSON	23
TRENT STAGGS	70

REP U.S. HOUSE 1

Vote For 1

	TOTAL
BLAKE D. MOORE	128
PAUL MILLER	65

REP GOVERNOR/LT. GOVERNOR

Vote For 1

	TOTAL
SPENCER J. COX	93
PHIL LYMAN	104

REP ATTORNEY GENERAL

Vote For 1

	TOTAL
DEREK BROWN	49
FRANK DEMCY MYLAR	59
RACHEL TERRY	83

REP AUDITOR

Vote For 1

	TOTAL
TINA CANNON	85
RICKY HATCH	105

WHV02 Suppressed

Statistics	TOTAL
Registered Voters - Total	102
Ballots Cast - Total	14
Ballots Cast - Blank	0
Voter Turnout - Total	13.73%

REP U.S. SENATE

Vote For 1

TOTAL

JOHN CURTIS

JASON J. WALTON

BRAD WILSON

TRENT STAGGS

REP U.S. HOUSE 1

Vote For 1

TOTAL

BLAKE D. MOORE

PAUL MILLER

REP GOVERNOR/LT. GOVERNOR

Vote For 1

TOTAL

SPENCER J. COX

PHIL LYMAN

REP ATTORNEY GENERAL

Vote For 1

TOTAL

DEREK BROWN

FRANK DEMCY MYLAR

RACHEL TERRY

REP AUDITOR

Vote For 1

TOTAL

TINA CANNON

RICKY HATCH

WHV03

Statistics	TOTAL
Registered Voters - Total	246
Ballots Cast - Total	117
Ballots Cast - Blank	0
Voter Turnout - Total	47.56%

REP U.S. SENATE

Vote For 1

	TOTAL
JOHN CURTIS	42
JASON J. WALTON	5
BRAD WILSON	21
TRENT STAGGS	49

REP U.S. HOUSE 1

Vote For 1

	TOTAL
BLAKE D. MOORE	85
PAUL MILLER	31

REP GOVERNOR/LT. GOVERNOR

Vote For 1

	TOTAL
SPENCER J. COX	52
PHIL LYMAN	65

REP ATTORNEY GENERAL

Vote For 1

	TOTAL
DEREK BROWN	51
FRANK DEMCY MYLAR	29
RACHEL TERRY	33

REP AUDITOR

Vote For 1

	TOTAL
TINA CANNON	41
RICKY HATCH	70

WHV04

Statistics	TOTAL
Registered Voters - Total	138
Ballots Cast - Total	64
Ballots Cast - Blank	0
Voter Turnout - Total	46.38%

REP U.S. SENATE

Vote For 1

	TOTAL
JOHN CURTIS	25
JASON J. WALTON	7
BRAD WILSON	5
TRENT STAGGS	27

REP U.S. HOUSE 1

Vote For 1

	TOTAL
BLAKE D. MOORE	48
PAUL MILLER	15

REP GOVERNOR/LT. GOVERNOR

Vote For 1

	TOTAL
SPENCER J. COX	28
PHIL LYMAN	36

REP ATTORNEY GENERAL

Vote For 1

	TOTAL
DEREK BROWN	27
FRANK DEMCY MYLAR	12
RACHEL TERRY	24

REP AUDITOR

Vote For 1

	TOTAL
TINA CANNON	24
RICKY HATCH	39

WHV05

Statistics	TOTAL
Registered Voters - Total	392
Ballots Cast - Total	153
Ballots Cast - Blank	0
Voter Turnout - Total	39.03%

REP U.S. SENATE

Vote For 1

	TOTAL
JOHN CURTIS	48
JASON J. WALTON	10
BRAD WILSON	35
TRENT STAGGS	57

REP U.S. HOUSE 1

Vote For 1

	TOTAL
BLAKE D. MOORE	103
PAUL MILLER	47

REP GOVERNOR/LT. GOVERNOR

Vote For 1

	TOTAL
SPENCER J. COX	71
PHIL LYMAN	82

REP ATTORNEY GENERAL

Vote For 1

	TOTAL
DEREK BROWN	66
FRANK DEMCY MYLAR	47
RACHEL TERRY	38

REP AUDITOR

Vote For 1

	TOTAL
TINA CANNON	65
RICKY HATCH	83

WHV06

Statistics	TOTAL
Registered Voters - Total	609
Ballots Cast - Total	229
Ballots Cast - Blank	0
Voter Turnout - Total	37.60%

REP U.S. SENATE

Vote For 1

	TOTAL
JOHN CURTIS	88
JASON J. WALTON	20
BRAD WILSON	42
TRENT STAGGS	76

REP U.S. HOUSE 1

Vote For 1

	TOTAL
BLAKE D. MOORE	140
PAUL MILLER	85

REP GOVERNOR/LT. GOVERNOR

Vote For 1

	TOTAL
SPENCER J. COX	101
PHIL LYMAN	127

REP ATTORNEY GENERAL

Vote For 1

	TOTAL
DEREK BROWN	102
FRANK DEMCY MYLAR	58
RACHEL TERRY	64

REP AUDITOR

Vote For 1

	TOTAL
TINA CANNON	91
RICKY HATCH	134

WHV07

Statistics	TOTAL
Registered Voters - Total	345
Ballots Cast - Total	143
Ballots Cast - Blank	0
Voter Turnout - Total	41.45%

REP U.S. SENATE

Vote For 1

	TOTAL
JOHN CURTIS	69
JASON J. WALTON	4
BRAD WILSON	30
TRENT STAGGS	40

REP U.S. HOUSE 1

Vote For 1

	TOTAL
BLAKE D. MOORE	101
PAUL MILLER	40

REP GOVERNOR/LT. GOVERNOR

Vote For 1

	TOTAL
SPENCER J. COX	77
PHIL LYMAN	66

REP ATTORNEY GENERAL

Vote For 1

	TOTAL
DEREK BROWN	62
FRANK DEMCY MYLAR	24
RACHEL TERRY	49

REP AUDITOR

Vote For 1

	TOTAL
TINA CANNON	67
RICKY HATCH	74

WHV08

Statistics	TOTAL
Registered Voters - Total	374
Ballots Cast - Total	144
Ballots Cast - Blank	0
Voter Turnout - Total	38.50%

REP U.S. SENATE

Vote For 1

	TOTAL
JOHN CURTIS	51
JASON J. WALTON	19
BRAD WILSON	32
TRENT STAGGS	41

REP U.S. HOUSE 1

Vote For 1

	TOTAL
BLAKE D. MOORE	97
PAUL MILLER	44

REP GOVERNOR/LT. GOVERNOR

Vote For 1

	TOTAL
SPENCER J. COX	56
PHIL LYMAN	86

REP ATTORNEY GENERAL

Vote For 1

	TOTAL
DEREK BROWN	61
FRANK DEMCY MYLAR	35
RACHEL TERRY	42

REP AUDITOR

Vote For 1

	TOTAL
TINA CANNON	58
RICKY HATCH	82

WHV09

Statistics	TOTAL
Registered Voters - Total	448
Ballots Cast - Total	224
Ballots Cast - Blank	0
Voter Turnout - Total	50.00%

REP U.S. SENATE

Vote For 1

	TOTAL
JOHN CURTIS	95
JASON J. WALTON	19
BRAD WILSON	35
TRENT STAGGS	72

REP U.S. HOUSE 1

Vote For 1

	TOTAL
BLAKE D. MOORE	143
PAUL MILLER	73

REP GOVERNOR/LT. GOVERNOR

Vote For 1

	TOTAL
SPENCER J. COX	99
PHIL LYMAN	125

REP ATTORNEY GENERAL

Vote For 1

	TOTAL
DEREK BROWN	108
FRANK DEMCY MYLAR	42
RACHEL TERRY	59

REP AUDITOR

Vote For 1

	TOTAL
TINA CANNON	92
RICKY HATCH	124

WHV10

Statistics	TOTAL
Registered Voters - Total	535
Ballots Cast - Total	210
Ballots Cast - Blank	0
Voter Turnout - Total	39.25%

REP U.S. SENATE

Vote For 1

	TOTAL
JOHN CURTIS	82
JASON J. WALTON	7
BRAD WILSON	39
TRENT STAGGS	80

REP U.S. HOUSE 1

Vote For 1

	TOTAL
BLAKE D. MOORE	127
PAUL MILLER	81

REP GOVERNOR/LT. GOVERNOR

Vote For 1

	TOTAL
SPENCER J. COX	86
PHIL LYMAN	124

REP ATTORNEY GENERAL

Vote For 1

	TOTAL
DEREK BROWN	90
FRANK DEMCY MYLAR	50
RACHEL TERRY	66

REP AUDITOR

Vote For 1

	TOTAL
TINA CANNON	93
RICKY HATCH	113

WHV11

Statistics	TOTAL
Registered Voters - Total	629
Ballots Cast - Total	322
Ballots Cast - Blank	0
Voter Turnout - Total	51.19%

REP U.S. SENATE

Vote For 1

	TOTAL
JOHN CURTIS	131
JASON J. WALTON	27
BRAD WILSON	69
TRENT STAGGS	93

REP U.S. HOUSE 1

Vote For 1

	TOTAL
BLAKE D. MOORE	215
PAUL MILLER	100

REP GOVERNOR/LT. GOVERNOR

Vote For 1

	TOTAL
SPENCER J. COX	138
PHIL LYMAN	182

REP ATTORNEY GENERAL

Vote For 1

	TOTAL
DEREK BROWN	128
FRANK DEMCY MYLAR	75
RACHEL TERRY	105

REP AUDITOR

Vote For 1

	TOTAL
TINA CANNON	132
RICKY HATCH	183

WHV12

Statistics	TOTAL
Registered Voters - Total	576
Ballots Cast - Total	194
Ballots Cast - Blank	0
Voter Turnout - Total	33.68%

REP U.S. SENATE

Vote For 1

	TOTAL
JOHN CURTIS	108
JASON J. WALTON	5
BRAD WILSON	24
TRENT STAGGS	53

REP U.S. HOUSE 1

Vote For 1

	TOTAL
BLAKE D. MOORE	148
PAUL MILLER	43

REP GOVERNOR/LT. GOVERNOR

Vote For 1

	TOTAL
SPENCER J. COX	114
PHIL LYMAN	80

REP ATTORNEY GENERAL

Vote For 1

	TOTAL
DEREK BROWN	94
FRANK DEMCY MYLAR	31
RACHEL TERRY	60

REP AUDITOR

Vote For 1

	TOTAL
TINA CANNON	70
RICKY HATCH	118

WHV13

Statistics	TOTAL
Registered Voters - Total	268
Ballots Cast - Total	63
Ballots Cast - Blank	0
Voter Turnout - Total	23.51%

REP U.S. SENATE

Vote For 1

	TOTAL
JOHN CURTIS	25
JASON J. WALTON	1
BRAD WILSON	16
TRENT STAGGS	21

REP U.S. HOUSE 1

Vote For 1

	TOTAL
BLAKE D. MOORE	42
PAUL MILLER	21

REP GOVERNOR/LT. GOVERNOR

Vote For 1

	TOTAL
SPENCER J. COX	29
PHIL LYMAN	34

REP ATTORNEY GENERAL

Vote For 1

	TOTAL
DEREK BROWN	24
FRANK DEMCY MYLAR	16
RACHEL TERRY	22

REP AUDITOR

Vote For 1

	TOTAL
TINA CANNON	32
RICKY HATCH	31

WHV14

Statistics	TOTAL
Registered Voters - Total	358
Ballots Cast - Total	170
Ballots Cast - Blank	0
Voter Turnout - Total	47.49%

REP U.S. SENATE

Vote For 1

	TOTAL
JOHN CURTIS	88
JASON J. WALTON	11
BRAD WILSON	20
TRENT STAGGS	51

REP U.S. HOUSE 1

Vote For 1

	TOTAL
BLAKE D. MOORE	125
PAUL MILLER	44

REP GOVERNOR/LT. GOVERNOR

Vote For 1

	TOTAL
SPENCER J. COX	91
PHIL LYMAN	77

REP ATTORNEY GENERAL

Vote For 1

	TOTAL
DEREK BROWN	79
FRANK DEMCY MYLAR	27
RACHEL TERRY	64

REP AUDITOR

Vote For 1

	TOTAL
TINA CANNON	79
RICKY HATCH	88

FED01

Statistics	TOTAL
Registered Voters - Total	0
Ballots Cast - Total	0
Ballots Cast - Blank	0
Voter Turnout - Total	0.00%

REP U.S. SENATE

Vote For 1

	TOTAL
JOHN CURTIS	0
JASON J. WALTON	0
BRAD WILSON	0
TRENT STAGGS	0

REP U.S. HOUSE 1

Vote For 1

	TOTAL
BLAKE D. MOORE	0
PAUL MILLER	0