

STATISTICS	
	TOTAL
Election Day Precincts Reporting	54 of 54
Precincts Complete	54 of 54
Precincts Partially Reported	0 of 54
Absentee/ Early Precincts Reporting	0 of 54
Registered Voters - Total	11,492
Registered Voters - Republican	11,492
Registered Voters - NONPARTISAN	0
Ballots Cast - Total	5,695
Ballots Cast - Republican	5,695
Ballots Cast - NONPARTISAN	0
Ballots Cast - Blank	0
Voter Turnout - Total	49.56%
Voter Turnout - Republican	49.56%
Voter Turnout - NONPARTISAN	0.00%

Republican for US Senate

Vote For 1

	TOTAL	VOTE %
JOHN CURTIS	2,950	51.80%
JASON J. WALTON	413	7.25%
BRAD WILSON	552	9.69%
TRENT STAGGS	1,665	29.24%
Total Votes Cast	5,580	97.98%
Overvotes	0	0.00%
Undervotes	115	2.02%
Contest Totals	5,695	100.00%

Republican for US House District 3

Vote For 1

	TOTAL	VOTE %
JR BIRD	786	13.80%
MIKE KENNEDY	2,237	39.28%
CASE LAWRENCE	1,433	25.16%
STEWART PEAY	451	7.92%
JOHN "FRUGAL" DOUGALL	570	10.01%
Total Votes Cast	5,477	96.17%
Overvotes	0	0.00%
Undervotes	218	3.83%
Contest Totals	5,695	100.00%

Republican for Governor and Lieutenant Governor

Vote For 1

	TOTAL	VOTE %
SPENCER J. COX/ DEIDRE M. HENDERSON	2,995	52.59%
PHIL LYMAN/ NATALIE CLAWSON	2,649	46.51%
Total Votes Cast	5,644	99.10%
Overvotes	15	0.26%
Undervotes	36	0.63%
Contest Totals	5,695	100.00%

Republican for Attorney General

Vote For 1

	TOTAL	VOTE %
DEREK BROWN	2,492	43.76%
FRANK DEMCY MYLAR	1,350	23.70%
RACHEL TERRY	1,432	25.14%
Total Votes Cast	5,274	92.61%
Overvotes	1	0.02%
Undervotes	420	7.37%
Contest Totals	5,695	100.00%

Republican for State Auditor

Vote For 1

	TOTAL	VOTE %
TINA CANNON	3,204	56.26%
RICKY HATCH	1,956	34.35%
Total Votes Cast	5,160	90.61%
Overvotes	0	0.00%
Undervotes	535	9.39%
Contest Totals	5,695	100.00%

Republican for County Council Seat B

Vote For 1

	TOTAL	VOTE %
COLLEEN BONNER	3,528	61.95%
NICK LOPEZ	1,994	35.01%
Total Votes Cast	5,522	96.96%
Overvotes	0	0.00%
Undervotes	173	3.04%
Contest Totals	5,695	100.00%

Republican for County Assessor

Vote For 1

	TOTAL	VOTE %
BOB ADAMS	3,842	67.46%
TODD M. GRIFFIN	1,542	27.08%
Total Votes Cast	5,384	94.54%
Overvotes	0	0.00%
Undervotes	311	5.46%
Contest Totals	5,695	100.00%

June 24, 2024, - Wasatch County Republican Primary Election Canvass Report.

The Wasatch County Council hereby declares the following candidates the winners of the 2024 Republican Primary Election. The election was held on June 25, 2024. Attached is the signature page is the Summary report of all voters cast along with the precinct-by-precinct report. The Wasatch County Council determined the winner of each race.

Included in this canvass 2024 Republican Election.



Spencer Park – Chair

Karl McMillan – Vice Chair




Mark Nelson


Steve Farrell




Kendall Crittenden



Erik Rowland



Luke Searle



Joey D. Granger
Wasatch County Clerk / Auditor



****County Name** Canvass Statistics**

****Election Date****

Section 1 - Ballot Statistics

1A	49.6%	Voter Turnout
1B	11492	Active voters (as of the voter registration deadline)
1C	5455	Number of counted ballots (Mail or Drop Box)
1D	177	Number of counted ballots (In-person)
1E	8	Number of ballots that were returned electronically (UOCAVA/disability)
1F	55	Number of counted ballots (Provisional)
1G	5695	Total number of ballots counted
1H	Yes	Does total ballots counted match the number of voters given vote history in VISTA
1I		If no, what is the difference

1L Explain:

Section 2: Challenged and Uncounted Ballot Statistics

2A	63	Number of envelopes with a signature that does not match the voter's signature
2B	3	Number of unsigned envelopes
2C	1	Number of challenged ballots for other curable reasons
2D	67	Total number of ballots that were challenged (cured and not cured combined)
2E	58	Total number of curable that were not cured
2F	86.6%	Percentage of curable ballots that were not cured
2G	2	Total number of ballots where the voter submitted a disability affidavit*

Section 3: Rejected ballot statistics (ballots that cannot be cured)

3A	103	Number of ballots that were returned after the postmark deadline
3B	1	Number of ballots rejected for other non-curable reasons
3C	104	Total number of rejected that were not curable
3D	3.4%	Percentage of ballots that were returned as undeliverable

Section 4: Provisional ballot statistics

4A	59	Number of provisional ballots issued
4B	55	Number of provisional ballots counted
4C	4	Total Number of provisional ballots not counted
4D	0	Already Voted
4E	0	Insufficient ID
4F	0	Unsigned
4G	3	Incomplete Form
4H	1	Other
4I	93.2%	Percentage of provisionals that were counted
4J	2	Number of provisional ballots that are same-day registration

Section 5: County Clerk Certification

Joey Granger

Wasatch County

I certify that the information contained in this report is true and accurate.

[Redacted Signature]



2024 Canvass - Audit Certification Report

County: Wasatch

Election: June 2024 Republican Primary

Paper Ballot Audit Summary

1. Number of paper ballots processed: 95
2. Number of ballots audited: 95
3. List the contests on the ballot that were audited:

US Senate

Attorney General

US House Dist. 3

State Auditor

Governor

County Council | Seat B

Were there any differences between the tabulation software and the votes marked on the paper ballots? County Assessor

Yes No (*If YES, please attach an explanation of any inconsistencies)

DRE Machine Audit Summary (complete only if applicable) N/A

1. Number of voting machines used in the election: _____
2. Number of polling places used for the election: _____
3. Number of voting machines audited: _____
4. Were tamper-evident seals affixed to all journal tape canisters? Yes No
(*If no, please attach copies of the journal tape logs for the applicable canisters)
5. Did all machine serial numbers match when the canisters were installed and removed? Yes No
(*If no, please attach copies of the journal tape logs for the applicable canisters)
6. Did any tape seals on the journal tape canisters show evidence of tampering? Yes No
(*If yes, please attach copies of the logs for the applicable canisters)
7. Were there any differences between the machine results and hand-counted results for any audited machine? Yes No (*If yes, please attach copies of the hand count logs for the applicable canisters)

Signature Affidavit Audit Summary

Total number of signature affidavits audited: 95

Did the signature audit reveal any inconsistencies between a signature's initial verification and the audit?
 Yes No (*If YES, please attach an explanation of any inconsistencies)

Clerk Certification – to be completed before the canvass

Yes No I certify that I have reviewed the number of vote histories recorded in VISTA and they closely match the number of ballots cast in my county during this election.

Number of ballots counted: 5695

Number of vote histories: 5697

Difference: 2 empty envelopes

Explain any differences:

Yes No I certify that I have properly maintained chain of custody controls as outlined in 20A-3a-401.1 and Rule 623-8.

Yes No I certify that I have properly maintained the voter list in accordance with state and federal laws (20A-3a-404(2)).

Yes No I complied with the requirements of the software validation rule R623-7: "before using any voting equipment, and before each election, the election officer shall verify that the firmware version on any voting equipment matches the firmware version that is certified by the EAC."

County Clerk Signature: 

Date: 7/10/2024

100 Heber City NW

Statistics	TOTAL
Registered Voters - Total	191
Registered Voters - Republican	191
Registered Voters - NONPARTISAN	0
Ballots Cast - Total	89
Ballots Cast - Republican	89
Ballots Cast - NONPARTISAN	0
Ballots Cast - Blank	0
Voter Turnout - Total	46.60%
Voter Turnout - Republican	46.60%
Voter Turnout - NONPARTISAN	0.00%

Republican for US Senate

Vote For 1	TOTAL	VOTE %
JOHN CURTIS	48	53.93%
TRENT STAGGS	21	23.60%
BRAD WILSON	12	13.48%
JASON J. WALTON	8	8.99%
Total Votes Cast	89	100.00%
Overvotes	0	0.00%
Undervotes	0	0.00%
Contest Totals	89	100.00%

Republican for US House District 3

Vote For 1	TOTAL	VOTE %
MIKE KENNEDY	39	43.82%
JR BIRD	21	23.60%
CASE LAWRENCE	21	23.60%
STEWART PEAY	4	4.49%
JOHN "FRUGAL" DOUGALL	4	4.49%
Total Votes Cast	89	100.00%
Overvotes	0	0.00%
Undervotes	0	0.00%
Contest Totals	89	100.00%

Republican for Governor and Lieutenant Governor

Vote For 1	TOTAL	VOTE %
PHIL LYMAN/ NATALIE CLAWSON	48	53.93%
SPENCER J. COX/ DEIDRE M. HENDERSON	41	46.07%
Total Votes Cast	89	100.00%
Overvotes	0	0.00%
Undervotes	0	0.00%
Contest Totals	89	100.00%

100 Heber City NW

Republican for Attorney General

Vote For 1

	TOTAL	VOTE %
DEREK BROWN	44	49.44%
FRANK DEMCY MYLAR	24	26.97%
RACHEL TERRY	18	20.22%
Total Votes Cast	86	96.63%
Overvotes	0	0.00%
Undervotes	3	3.37%
Contest Totals	89	100.00%

Republican for State Auditor

Vote For 1

	TOTAL	VOTE %
TINA CANNON	48	53.93%
RICKY HATCH	38	42.70%
Total Votes Cast	86	96.63%
Overvotes	0	0.00%
Undervotes	3	3.37%
Contest Totals	89	100.00%

Republican for County Council Seat B

Vote For 1

	TOTAL	VOTE %
COLLEEN BONNER	64	71.91%
NICK LOPEZ	24	26.97%
Total Votes Cast	88	98.88%
Overvotes	0	0.00%
Undervotes	1	1.12%
Contest Totals	89	100.00%

Republican for County Assessor

Vote For 1

	TOTAL	VOTE %
TODD M. GRIFFIN	46	51.69%
BOB ADAMS	41	46.07%
Total Votes Cast	87	97.75%
Overvotes	0	0.00%
Undervotes	2	2.25%
Contest Totals	89	100.00%

101 Heber City NW

Statistics	TOTAL
Registered Voters - Total	74
Registered Voters - Republican	74
Registered Voters - NONPARTISAN	0
Ballots Cast - Total	22
Ballots Cast - Republican	22
Ballots Cast - NONPARTISAN	0
Ballots Cast - Blank	0
Voter Turnout - Total	29.73%
Voter Turnout - Republican	29.73%
Voter Turnout - NONPARTISAN	0.00%

Republican for US Senate

Vote For 1	TOTAL	VOTE %
JOHN CURTIS	10	45.45%
JASON J. WALTON	4	18.18%
TRENT STAGGS	4	18.18%
BRAD WILSON	3	13.64%
Total Votes Cast	21	95.45%
Overvotes	0	0.00%
Undervotes	1	4.55%
Contest Totals	22	100.00%

Republican for US House District 3

Vote For 1	TOTAL	VOTE %
MIKE KENNEDY	10	45.45%
CASE LAWRENCE	5	22.73%
STEWART PEAY	3	13.64%
JOHN "FRUGAL" DOUGALL	2	9.09%
JR BIRD	1	4.55%
Total Votes Cast	21	95.45%
Overvotes	0	0.00%
Undervotes	1	4.55%
Contest Totals	22	100.00%

Republican for Governor and Lieutenant Governor

Vote For 1	TOTAL	VOTE %
SPENCER J. COX/ DEIDRE M. HENDERSON	15	68.18%
PHIL LYMAN/ NATALIE CLAWSON	7	31.82%
Total Votes Cast	22	100.00%
Overvotes	0	0.00%
Undervotes	0	0.00%
Contest Totals	22	100.00%

101 Heber City NW

Republican for Attorney General

Vote For 1

	TOTAL	VOTE %
RACHEL TERRY	8	36.36%
DEREK BROWN	6	27.27%
FRANK DEMCY MYLAR	6	27.27%
Total Votes Cast	20	90.91%
Overvotes	0	0.00%
Undervotes	2	9.09%
Contest Totals	22	100.00%

Republican for State Auditor

Vote For 1

	TOTAL	VOTE %
TINA CANNON	15	68.18%
RICKY HATCH	5	22.73%
Total Votes Cast	20	90.91%
Overvotes	0	0.00%
Undervotes	2	9.09%
Contest Totals	22	100.00%

Republican for County Council Seat B

Vote For 1

	TOTAL	VOTE %
NICK LOPEZ	14	63.64%
COLLEEN BONNER	7	31.82%
Total Votes Cast	21	95.45%
Overvotes	0	0.00%
Undervotes	1	4.55%
Contest Totals	22	100.00%

Republican for County Assessor

Vote For 1

	TOTAL	VOTE %
BOB ADAMS	13	59.09%
TODD M. GRIFFIN	6	27.27%
Total Votes Cast	19	86.36%
Overvotes	0	0.00%
Undervotes	3	13.64%
Contest Totals	22	100.00%

102 Heber City NE

Statistics

	TOTAL
Registered Voters - Total	223
Registered Voters - Republican	223
Registered Voters - NONPARTISAN	0
Ballots Cast - Total	111
Ballots Cast - Republican	111
Ballots Cast - NONPARTISAN	0
Ballots Cast - Blank	0
Voter Turnout - Total	49.78%
Voter Turnout - Republican	49.78%
Voter Turnout - NONPARTISAN	0.00%

Republican for US Senate

Vote For 1	TOTAL	VOTE %
JOHN CURTIS	60	54.05%
TRENT STAGGS	32	28.83%
BRAD WILSON	9	8.11%
JASON J. WALTON	7	6.31%
Total Votes Cast	108	97.30%
Overvotes	0	0.00%
Undervotes	3	2.70%
Contest Totals	111	100.00%

Republican for US House District 3

Vote For 1	TOTAL	VOTE %
MIKE KENNEDY	37	33.33%
CASE LAWRENCE	32	28.83%
JR BIRD	19	17.12%
STEWART PEAY	12	10.81%
JOHN "FRUGAL" DOUGALL	5	4.50%
Total Votes Cast	105	94.59%
Overvotes	0	0.00%
Undervotes	6	5.41%
Contest Totals	111	100.00%

Republican for Governor and Lieutenant Governor

Vote For 1	TOTAL	VOTE %
PHIL LYMAN/ NATALIE CLAWSON	57	51.35%
SPENCER J. COX/ DEIDRE M. HENDERSON	50	45.04%
Total Votes Cast	107	96.40%
Overvotes	1	0.90%
Undervotes	3	2.70%
Contest Totals	111	100.00%

102 Heber City NE

Republican for Attorney General

Vote For 1

	TOTAL	VOTE %
DEREK BROWN	44	39.64%
FRANK DEMCY MYLAR	30	27.03%
RACHEL TERRY	27	24.32%
Total Votes Cast	101	90.99%
Overvotes	0	0.00%
Undervotes	10	9.01%
Contest Totals	111	100.00%

Republican for State Auditor

Vote For 1

	TOTAL	VOTE %
TINA CANNON	62	55.86%
RICKY HATCH	41	36.94%
Total Votes Cast	103	92.79%
Overvotes	0	0.00%
Undervotes	8	7.21%
Contest Totals	111	100.00%

Republican for County Council Seat B

Vote For 1

	TOTAL	VOTE %
COLLEEN BONNER	73	65.77%
NICK LOPEZ	36	32.43%
Total Votes Cast	109	98.20%
Overvotes	0	0.00%
Undervotes	2	1.80%
Contest Totals	111	100.00%

Republican for County Assessor

Vote For 1

	TOTAL	VOTE %
BOB ADAMS	64	57.66%
TODD M. GRIFFIN	38	34.23%
Total Votes Cast	102	91.89%
Overvotes	0	0.00%
Undervotes	9	8.11%
Contest Totals	111	100.00%

103 Heber City NE

Statistics	TOTAL
Registered Voters - Total	218
Registered Voters - Republican	218
Registered Voters - NONPARTISAN	0
Ballots Cast - Total	110
Ballots Cast - Republican	110
Ballots Cast - NONPARTISAN	0
Ballots Cast - Blank	0
Voter Turnout - Total	50.46%
Voter Turnout - Republican	50.46%
Voter Turnout - NONPARTISAN	0.00%

Republican for US Senate

Vote For 1	TOTAL	VOTE %
JOHN CURTIS	54	49.09%
TRENT STAGGS	44	40.00%
JASON J. WALTON	6	5.45%
BRAD WILSON	6	5.45%
Total Votes Cast	110	100.00%
Overvotes	0	0.00%
Undervotes	0	0.00%
Contest Totals	110	100.00%

Republican for US House District 3

Vote For 1	TOTAL	VOTE %
MIKE KENNEDY	52	47.27%
CASE LAWRENCE	23	20.91%
JR BIRD	12	10.91%
JOHN "FRUGAL" DOUGALL	12	10.91%
STEWART PEAY	5	4.55%
Total Votes Cast	104	94.55%
Overvotes	0	0.00%
Undervotes	6	5.45%
Contest Totals	110	100.00%

Republican for Governor and Lieutenant Governor

Vote For 1	TOTAL	VOTE %
PHIL LYMAN/ NATALIE CLAWSON	58	52.73%
SPENCER J. COX/ DEIDRE M. HENDERSON	50	45.45%
Total Votes Cast	108	98.18%
Overvotes	0	0.00%
Undervotes	2	1.82%
Contest Totals	110	100.00%

103 Heber City NE

Republican for Attorney General

Vote For 1

	TOTAL	VOTE %
DEREK BROWN	50	45.45%
FRANK DEMCY MYLAR	29	26.36%
RACHEL TERRY	24	21.82%
Total Votes Cast	103	93.64%
Overvotes	0	0.00%
Undervotes	7	6.36%
Contest Totals	110	100.00%

Republican for State Auditor

Vote For 1

	TOTAL	VOTE %
TINA CANNON	59	53.64%
RICKY HATCH	41	37.27%
Total Votes Cast	100	90.91%
Overvotes	0	0.00%
Undervotes	10	9.09%
Contest Totals	110	100.00%

Republican for County Council Seat B

Vote For 1

	TOTAL	VOTE %
COLLEEN BONNER	62	56.36%
NICK LOPEZ	46	41.82%
Total Votes Cast	108	98.18%
Overvotes	0	0.00%
Undervotes	2	1.82%
Contest Totals	110	100.00%

Republican for County Assessor

Vote For 1

	TOTAL	VOTE %
BOB ADAMS	62	56.36%
TODD M. GRIFFIN	44	40.00%
Total Votes Cast	106	96.36%
Overvotes	0	0.00%
Undervotes	4	3.64%
Contest Totals	110	100.00%

104 Heber City NE

Statistics	TOTAL
Registered Voters - Total	304
Registered Voters - Republican	304
Registered Voters - NONPARTISAN	0
Ballots Cast - Total	164
Ballots Cast - Republican	164
Ballots Cast - NONPARTISAN	0
Ballots Cast - Blank	0
Voter Turnout - Total	53.95%
Voter Turnout - Republican	53.95%
Voter Turnout - NONPARTISAN	0.00%

Republican for US Senate

Vote For 1	TOTAL	VOTE %
JOHN CURTIS	92	56.10%
TRENT STAGGS	43	26.22%
BRAD WILSON	17	10.37%
JASON J. WALTON	10	6.10%
Total Votes Cast	162	98.78%
Overvotes	0	0.00%
Undervotes	2	1.22%
Contest Totals	164	100.00%

Republican for US House District 3

Vote For 1	TOTAL	VOTE %
MIKE KENNEDY	63	38.41%
CASE LAWRENCE	59	35.98%
JR BIRD	17	10.37%
STEWART PEAY	13	7.93%
JOHN "FRUGAL" DOUGALL	10	6.10%
Total Votes Cast	162	98.78%
Overvotes	0	0.00%
Undervotes	2	1.22%
Contest Totals	164	100.00%

Republican for Governor and Lieutenant Governor

Vote For 1	TOTAL	VOTE %
SPENCER J. COX/ DEIDRE M. HENDERSON	94	57.32%
PHIL LYMAN/ NATALIE CLAWSON	70	42.68%
Total Votes Cast	164	100.00%
Overvotes	0	0.00%
Undervotes	0	0.00%
Contest Totals	164	100.00%

104 Heber City NE

Republican for Attorney General

Vote For 1

	TOTAL	VOTE %
DEREK BROWN	81	49.39%
RACHEL TERRY	46	28.05%
FRANK DEMCY MYLAR	31	18.90%
Total Votes Cast	158	96.34%
Overvotes	1	0.61%
Undervotes	5	3.05%
Contest Totals	164	100.00%

Republican for State Auditor

Vote For 1

	TOTAL	VOTE %
TINA CANNON	86	52.44%
RICKY HATCH	70	42.68%
Total Votes Cast	156	95.12%
Overvotes	0	0.00%
Undervotes	8	4.88%
Contest Totals	164	100.00%

Republican for County Council Seat B

Vote For 1

	TOTAL	VOTE %
COLLEEN BONNER	119	72.56%
NICK LOPEZ	43	26.22%
Total Votes Cast	162	98.78%
Overvotes	0	0.00%
Undervotes	2	1.22%
Contest Totals	164	100.00%

Republican for County Assessor

Vote For 1

	TOTAL	VOTE %
BOB ADAMS	115	70.12%
TODD M. GRIFFIN	45	27.44%
Total Votes Cast	160	97.56%
Overvotes	0	0.00%
Undervotes	4	2.44%
Contest Totals	164	100.00%

105 Heber City Valley Hills

Statistics	TOTAL
Registered Voters - Total	462
Registered Voters - Republican	462
Registered Voters - NONPARTISAN	0
Ballots Cast - Total	255
Ballots Cast - Republican	255
Ballots Cast - NONPARTISAN	0
Ballots Cast - Blank	0
Voter Turnout - Total	55.19%
Voter Turnout - Republican	55.19%
Voter Turnout - NONPARTISAN	0.00%

Republican for US Senate

Vote For 1	TOTAL	VOTE %
JOHN CURTIS	137	53.73%
TRENT STAGGS	80	31.37%
BRAD WILSON	22	8.63%
JASON J. WALTON	14	5.49%
Total Votes Cast	253	99.22%
Overvotes	0	0.00%
Undervotes	2	0.78%
Contest Totals	255	100.00%

Republican for US House District 3

Vote For 1	TOTAL	VOTE %
MIKE KENNEDY	100	39.22%
CASE LAWRENCE	60	23.53%
JR BIRD	34	13.33%
STEWART PEAY	31	12.16%
JOHN "FRUGAL" DOUGALL	18	7.06%
Total Votes Cast	243	95.29%
Overvotes	0	0.00%
Undervotes	12	4.71%
Contest Totals	255	100.00%

Republican for Governor and Lieutenant Governor

Vote For 1	TOTAL	VOTE %
SPENCER J. COX/ DEIDRE M. HENDERSON	134	52.55%
PHIL LYMAN/ NATALIE CLAWSON	116	45.49%
Total Votes Cast	250	98.04%
Overvotes	0	0.00%
Undervotes	5	1.96%
Contest Totals	255	100.00%

105 Heber City Valley Hills

Republican for Attorney General

Vote For 1

	TOTAL	VOTE %
DEREK BROWN	109	42.75%
RACHEL TERRY	63	24.71%
FRANK DEMCY MYLAR	62	24.31%
Total Votes Cast	234	91.76%
Overvotes	0	0.00%
Undervotes	21	8.24%
Contest Totals	255	100.00%

Republican for State Auditor

Vote For 1

	TOTAL	VOTE %
TINA CANNON	141	55.29%
RICKY HATCH	85	33.33%
Total Votes Cast	226	88.63%
Overvotes	0	0.00%
Undervotes	29	11.37%
Contest Totals	255	100.00%

Republican for County Council Seat B

Vote For 1

	TOTAL	VOTE %
COLLEEN BONNER	147	57.65%
NICK LOPEZ	104	40.78%
Total Votes Cast	251	98.43%
Overvotes	0	0.00%
Undervotes	4	1.57%
Contest Totals	255	100.00%

Republican for County Assessor

Vote For 1

	TOTAL	VOTE %
BOB ADAMS	167	65.49%
TODD M. GRIFFIN	66	25.88%
Total Votes Cast	233	91.37%
Overvotes	0	0.00%
Undervotes	22	8.63%
Contest Totals	255	100.00%

106 Heber City Red Ledges

Statistics	TOTAL
Registered Voters - Total	589
Registered Voters - Republican	589
Registered Voters - NONPARTISAN	0
Ballots Cast - Total	269
Ballots Cast - Republican	269
Ballots Cast - NONPARTISAN	0
Ballots Cast - Blank	0
Voter Turnout - Total	45.67%
Voter Turnout - Republican	45.67%
Voter Turnout - NONPARTISAN	0.00%

Republican for US Senate

Vote For 1	TOTAL	VOTE %
JOHN CURTIS	138	51.30%
TRENT STAGGS	82	30.48%
BRAD WILSON	32	11.90%
JASON J. WALTON	16	5.95%
Total Votes Cast	268	99.63%
Overvotes	0	0.00%
Undervotes	1	0.37%
Contest Totals	269	100.00%

Republican for US House District 3

Vote For 1	TOTAL	VOTE %
MIKE KENNEDY	102	37.92%
CASE LAWRENCE	71	26.39%
JOHN "FRUGAL" DOUGALL	40	14.87%
JR BIRD	25	9.29%
STEWART PEAY	24	8.92%
Total Votes Cast	262	97.40%
Overvotes	0	0.00%
Undervotes	7	2.60%
Contest Totals	269	100.00%

Republican for Governor and Lieutenant Governor

Vote For 1	TOTAL	VOTE %
SPENCER J. COX/ DEIDRE M. HENDERSON	144	53.53%
PHIL LYMAN/ NATALIE CLAWSON	124	46.10%
Total Votes Cast	268	99.63%
Overvotes	0	0.00%
Undervotes	1	0.37%
Contest Totals	269	100.00%

106 Heber City Red Ledges

Republican for Attorney General

Vote For 1

	TOTAL	VOTE %
DEREK BROWN	117	43.49%
RACHEL TERRY	83	30.86%
FRANK DEMCY MYLAR	56	20.82%
Total Votes Cast	256	95.17%
Overvotes	0	0.00%
Undervotes	13	4.83%
Contest Totals	269	100.00%

Republican for State Auditor

Vote For 1

	TOTAL	VOTE %
TINA CANNON	160	59.48%
RICKY HATCH	80	29.74%
Total Votes Cast	240	89.22%
Overvotes	0	0.00%
Undervotes	29	10.78%
Contest Totals	269	100.00%

Republican for County Council Seat B

Vote For 1

	TOTAL	VOTE %
COLLEEN BONNER	149	55.39%
NICK LOPEZ	107	39.78%
Total Votes Cast	256	95.17%
Overvotes	0	0.00%
Undervotes	13	4.83%
Contest Totals	269	100.00%

Republican for County Assessor

Vote For 1

	TOTAL	VOTE %
BOB ADAMS	189	70.26%
TODD M. GRIFFIN	62	23.05%
Total Votes Cast	251	93.31%
Overvotes	0	0.00%
Undervotes	18	6.69%
Contest Totals	269	100.00%

120 County NE

Statistics	TOTAL
Registered Voters - Total	78
Registered Voters - Republican	78
Registered Voters - NONPARTISAN	0
Ballots Cast - Total	46
Ballots Cast - Republican	46
Ballots Cast - NONPARTISAN	0
Ballots Cast - Blank	0
Voter Turnout - Total	58.97%
Voter Turnout - Republican	58.97%
Voter Turnout - NONPARTISAN	0.00%

Republican for US Senate

Vote For 1	TOTAL	VOTE %
TRENT STAGGS	22	47.83%
JOHN CURTIS	16	34.78%
BRAD WILSON	5	10.87%
JASON J. WALTON	3	6.52%
Total Votes Cast	46	100.00%
Overvotes	0	0.00%
Undervotes	0	0.00%
Contest Totals	46	100.00%

Republican for US House District 3

Vote For 1	TOTAL	VOTE %
MIKE KENNEDY	17	36.96%
CASE LAWRENCE	11	23.91%
STEWART PEAY	6	13.04%
JOHN "FRUGAL" DOUGALL	6	13.04%
JR BIRD	5	10.87%
Total Votes Cast	45	97.83%
Overvotes	0	0.00%
Undervotes	1	2.17%
Contest Totals	46	100.00%

Republican for Governor and Lieutenant Governor

Vote For 1	TOTAL	VOTE %
PHIL LYMAN/ NATALIE CLAWSON	29	63.04%
SPENCER J. COX/ DEIDRE M. HENDERSON	17	36.96%
Total Votes Cast	46	100.00%
Overvotes	0	0.00%
Undervotes	0	0.00%
Contest Totals	46	100.00%

120 County NE

Republican for Attorney General

Vote For 1

	TOTAL	VOTE %
DEREK BROWN	16	34.78%
RACHEL TERRY	14	30.43%
FRANK DEMCY MYLAR	12	26.09%
Total Votes Cast	42	91.30%
Overvotes	0	0.00%
Undervotes	4	8.70%
Contest Totals	46	100.00%

Republican for State Auditor

Vote For 1

	TOTAL	VOTE %
TINA CANNON	22	47.83%
RICKY HATCH	18	39.13%
Total Votes Cast	40	86.96%
Overvotes	0	0.00%
Undervotes	6	13.04%
Contest Totals	46	100.00%

Republican for County Council Seat B

Vote For 1

	TOTAL	VOTE %
COLLEEN BONNER	29	63.04%
NICK LOPEZ	17	36.96%
Total Votes Cast	46	100.00%
Overvotes	0	0.00%
Undervotes	0	0.00%
Contest Totals	46	100.00%

Republican for County Assessor

Vote For 1

	TOTAL	VOTE %
BOB ADAMS	33	71.74%
TODD M. GRIFFIN	12	26.09%
Total Votes Cast	45	97.83%
Overvotes	0	0.00%
Undervotes	1	2.17%
Contest Totals	46	100.00%

121 Commons County

Statistics	TOTAL
Registered Voters - Total	38
Registered Voters - Republican	38
Registered Voters - NONPARTISAN	0
Ballots Cast - Total	14
Ballots Cast - Republican	14
Ballots Cast - NONPARTISAN	0
Ballots Cast - Blank	0
Voter Turnout - Total	36.84%
Voter Turnout - Republican	36.84%
Voter Turnout - NONPARTISAN	0.00%

Republican for US Senate

Vote For 1	TOTAL	VOTE %
JASON J. WALTON	8	57.14%
TRENT STAGGS	3	21.43%
JOHN CURTIS	2	14.29%
BRAD WILSON	0	0.00%
Total Votes Cast	13	92.86%
Overvotes	0	0.00%
Undervotes	1	7.14%
Contest Totals	14	100.00%

Republican for US House District 3

Vote For 1	TOTAL	VOTE %
MIKE KENNEDY	8	57.14%
JR BIRD	3	21.43%
JOHN "FRUGAL" DOUGALL	2	14.29%
CASE LAWRENCE	0	0.00%
STEWART PEAY	0	0.00%
Total Votes Cast	13	92.86%
Overvotes	0	0.00%
Undervotes	1	7.14%
Contest Totals	14	100.00%

Republican for Governor and Lieutenant Governor

Vote For 1	TOTAL	VOTE %
SPENCER J. COX/ DEIDRE M. HENDERSON	8	57.14%
PHIL LYMAN/ NATALIE CLAWSON	6	42.86%
Total Votes Cast	14	100.00%
Overvotes	0	0.00%
Undervotes	0	0.00%
Contest Totals	14	100.00%

121 Commons County

Republican for Attorney General

Vote For 1

	TOTAL	VOTE %
DEREK BROWN	11	78.57%
FRANK DEMCY MYLAR	1	7.14%
RACHEL TERRY	0	0.00%
Total Votes Cast	12	85.71%
Overvotes	0	0.00%
Undervotes	2	14.29%
Contest Totals	14	100.00%

Republican for State Auditor

Vote For 1

	TOTAL	VOTE %
TINA CANNON	6	42.86%
RICKY HATCH	5	35.71%
Total Votes Cast	11	78.57%
Overvotes	0	0.00%
Undervotes	3	21.43%
Contest Totals	14	100.00%

Republican for County Council Seat B

Vote For 1

	TOTAL	VOTE %
COLLEEN BONNER	12	85.71%
NICK LOPEZ	1	7.14%
Total Votes Cast	13	92.86%
Overvotes	0	0.00%
Undervotes	1	7.14%
Contest Totals	14	100.00%

Republican for County Assessor

Vote For 1

	TOTAL	VOTE %
BOB ADAMS	10	71.43%
TODD M. GRIFFIN	3	21.43%
Total Votes Cast	13	92.86%
Overvotes	0	0.00%
Undervotes	1	7.14%
Contest Totals	14	100.00%

200 Heber City SW

Statistics	TOTAL
Registered Voters - Total	209
Registered Voters - Republican	209
Registered Voters - NONPARTISAN	0
Ballots Cast - Total	93
Ballots Cast - Republican	93
Ballots Cast - NONPARTISAN	0
Ballots Cast - Blank	0
Voter Turnout - Total	44.50%
Voter Turnout - Republican	44.50%
Voter Turnout - NONPARTISAN	0.00%

Republican for US Senate

Vote For 1	TOTAL	VOTE %
JOHN CURTIS	48	51.61%
TRENT STAGGS	18	19.35%
JASON J. WALTON	13	13.98%
BRAD WILSON	11	11.83%
Total Votes Cast	90	96.77%
Overvotes	0	0.00%
Undervotes	3	3.23%
Contest Totals	93	100.00%

Republican for US House District 3

Vote For 1	TOTAL	VOTE %
MIKE KENNEDY	31	33.33%
CASE LAWRENCE	26	27.96%
JOHN "FRUGAL" DOUGALL	16	17.20%
JR BIRD	12	12.90%
STEWART PEAY	7	7.53%
Total Votes Cast	92	98.92%
Overvotes	0	0.00%
Undervotes	1	1.08%
Contest Totals	93	100.00%

Republican for Governor and Lieutenant Governor

Vote For 1	TOTAL	VOTE %
SPENCER J. COX/ DEIDRE M. HENDERSON	54	58.06%
PHIL LYMAN/ NATALIE CLAWSON	38	40.86%
Total Votes Cast	92	98.92%
Overvotes	1	1.08%
Undervotes	0	0.00%
Contest Totals	93	100.00%

200 Heber City SW

Republican for Attorney General

Vote For 1

	TOTAL	VOTE %
DEREK BROWN	42	45.16%
RACHEL TERRY	39	41.94%
FRANK DEMCY MYLAR	6	6.45%
Total Votes Cast	87	93.55%
Overvotes	0	0.00%
Undervotes	6	6.45%
Contest Totals	93	100.00%

Republican for State Auditor

Vote For 1

	TOTAL	VOTE %
TINA CANNON	54	58.06%
RICKY HATCH	32	34.41%
Total Votes Cast	86	92.47%
Overvotes	0	0.00%
Undervotes	7	7.53%
Contest Totals	93	100.00%

Republican for County Council Seat B

Vote For 1

	TOTAL	VOTE %
COLLEEN BONNER	55	59.14%
NICK LOPEZ	36	38.71%
Total Votes Cast	91	97.85%
Overvotes	0	0.00%
Undervotes	2	2.15%
Contest Totals	93	100.00%

Republican for County Assessor

Vote For 1

	TOTAL	VOTE %
BOB ADAMS	64	68.82%
TODD M. GRIFFIN	24	25.81%
Total Votes Cast	88	94.62%
Overvotes	0	0.00%
Undervotes	5	5.38%
Contest Totals	93	100.00%

201 Heber City W

Statistics	TOTAL
Registered Voters - Total	161
Registered Voters - Republican	161
Registered Voters - NONPARTISAN	0
Ballots Cast - Total	87
Ballots Cast - Republican	87
Ballots Cast - NONPARTISAN	0
Ballots Cast - Blank	0
Voter Turnout - Total	54.04%
Voter Turnout - Republican	54.04%
Voter Turnout - NONPARTISAN	0.00%

Republican for US Senate

Vote For 1	TOTAL	VOTE %
JOHN CURTIS	52	59.77%
TRENT STAGGS	14	16.09%
BRAD WILSON	10	11.49%
JASON J. WALTON	8	9.20%
Total Votes Cast	84	96.55%
Overvotes	0	0.00%
Undervotes	3	3.45%
Contest Totals	87	100.00%

Republican for US House District 3

Vote For 1	TOTAL	VOTE %
MIKE KENNEDY	32	36.78%
CASE LAWRENCE	26	29.89%
JR BIRD	11	12.64%
STEWART PEAY	9	10.34%
JOHN "FRUGAL" DOUGALL	5	5.75%
Total Votes Cast	83	95.40%
Overvotes	0	0.00%
Undervotes	4	4.60%
Contest Totals	87	100.00%

Republican for Governor and Lieutenant Governor

Vote For 1	TOTAL	VOTE %
SPENCER J. COX/ DEIDRE M. HENDERSON	49	56.32%
PHIL LYMAN/ NATALIE CLAWSON	38	43.68%
Total Votes Cast	87	100.00%
Overvotes	0	0.00%
Undervotes	0	0.00%
Contest Totals	87	100.00%

201 Heber City W

Republican for Attorney General

Vote For 1

	TOTAL	VOTE %
DEREK BROWN	41	47.13%
RACHEL TERRY	29	33.33%
FRANK DEMCY MYLAR	11	12.64%
Total Votes Cast	81	93.10%
Overvotes	0	0.00%
Undervotes	6	6.90%
Contest Totals	87	100.00%

Republican for State Auditor

Vote For 1

	TOTAL	VOTE %
TINA CANNON	48	55.17%
RICKY HATCH	33	37.93%
Total Votes Cast	81	93.10%
Overvotes	0	0.00%
Undervotes	6	6.90%
Contest Totals	87	100.00%

Republican for County Council Seat B

Vote For 1

	TOTAL	VOTE %
COLLEEN BONNER	67	77.01%
NICK LOPEZ	19	21.84%
Total Votes Cast	86	98.85%
Overvotes	0	0.00%
Undervotes	1	1.15%
Contest Totals	87	100.00%

Republican for County Assessor

Vote For 1

	TOTAL	VOTE %
BOB ADAMS	46	52.87%
TODD M. GRIFFIN	36	41.38%
Total Votes Cast	82	94.25%
Overvotes	0	0.00%
Undervotes	5	5.75%
Contest Totals	87	100.00%

202 Heber City W

Statistics	TOTAL
Registered Voters - Total	133
Registered Voters - Republican	133
Registered Voters - NONPARTISAN	0
Ballots Cast - Total	57
Ballots Cast - Republican	57
Ballots Cast - NONPARTISAN	0
Ballots Cast - Blank	0
Voter Turnout - Total	42.86%
Voter Turnout - Republican	42.86%
Voter Turnout - NONPARTISAN	0.00%

Republican for US Senate

Vote For 1	TOTAL	VOTE %
JOHN CURTIS	40	70.18%
TRENT STAGGS	13	22.81%
JASON J. WALTON	3	5.26%
BRAD WILSON	1	1.75%
Total Votes Cast	57	100.00%
Overvotes	0	0.00%
Undervotes	0	0.00%
Contest Totals	57	100.00%

Republican for US House District 3

Vote For 1	TOTAL	VOTE %
MIKE KENNEDY	19	33.33%
JR BIRD	14	24.56%
JOHN "FRUGAL" DOUGALL	11	19.30%
CASE LAWRENCE	10	17.54%
STEWART PEAY	3	5.26%
Total Votes Cast	57	100.00%
Overvotes	0	0.00%
Undervotes	0	0.00%
Contest Totals	57	100.00%

Republican for Governor and Lieutenant Governor

Vote For 1	TOTAL	VOTE %
SPENCER J. COX/ DEIDRE M. HENDERSON	34	59.65%
PHIL LYMAN/ NATALIE CLAWSON	23	40.35%
Total Votes Cast	57	100.00%
Overvotes	0	0.00%
Undervotes	0	0.00%
Contest Totals	57	100.00%

202 Heber City W

Republican for Attorney General

Vote For 1

	TOTAL	VOTE %
DEREK BROWN	21	36.84%
RACHEL TERRY	18	31.58%
FRANK DEMCY MYLAR	15	26.32%
Total Votes Cast	54	94.74%
Overvotes	0	0.00%
Undervotes	3	5.26%
Contest Totals	57	100.00%

Republican for State Auditor

Vote For 1

	TOTAL	VOTE %
TINA CANNON	26	45.61%
RICKY HATCH	26	45.61%
Total Votes Cast	52	91.23%
Overvotes	0	0.00%
Undervotes	5	8.77%
Contest Totals	57	100.00%

Republican for County Council Seat B

Vote For 1

	TOTAL	VOTE %
COLLEEN BONNER	47	82.46%
NICK LOPEZ	10	17.54%
Total Votes Cast	57	100.00%
Overvotes	0	0.00%
Undervotes	0	0.00%
Contest Totals	57	100.00%

Republican for County Assessor

Vote For 1

	TOTAL	VOTE %
BOB ADAMS	31	54.39%
TODD M. GRIFFIN	22	38.60%
Total Votes Cast	53	92.98%
Overvotes	0	0.00%
Undervotes	4	7.02%
Contest Totals	57	100.00%

203 Heber City W Center

Statistics	TOTAL
Registered Voters - Total	142
Registered Voters - Republican	142
Registered Voters - NONPARTISAN	0
Ballots Cast - Total	57
Ballots Cast - Republican	57
Ballots Cast - NONPARTISAN	0
Ballots Cast - Blank	0
Voter Turnout - Total	40.14%
Voter Turnout - Republican	40.14%
Voter Turnout - NONPARTISAN	0.00%

Republican for US Senate

Vote For 1	TOTAL	VOTE %
JOHN CURTIS	32	56.14%
TRENT STAGGS	14	24.56%
BRAD WILSON	8	14.04%
JASON J. WALTON	3	5.26%
Total Votes Cast	57	100.00%
Overvotes	0	0.00%
Undervotes	0	0.00%
Contest Totals	57	100.00%

Republican for US House District 3

Vote For 1	TOTAL	VOTE %
MIKE KENNEDY	17	29.82%
JR BIRD	15	26.32%
CASE LAWRENCE	11	19.30%
JOHN "FRUGAL" DOUGALL	10	17.54%
STEWART PEAY	4	7.02%
Total Votes Cast	57	100.00%
Overvotes	0	0.00%
Undervotes	0	0.00%
Contest Totals	57	100.00%

Republican for Governor and Lieutenant Governor

Vote For 1	TOTAL	VOTE %
SPENCER J. COX/ DEIDRE M. HENDERSON	32	56.14%
PHIL LYMAN/ NATALIE CLAWSON	25	43.86%
Total Votes Cast	57	100.00%
Overvotes	0	0.00%
Undervotes	0	0.00%
Contest Totals	57	100.00%

203 Heber City W Center

Republican for Attorney General

Vote For 1

	TOTAL	VOTE %
DEREK BROWN	23	40.35%
RACHEL TERRY	20	35.09%
FRANK DEMCY MYLAR	13	22.81%
Total Votes Cast	56	98.25%
Overvotes	0	0.00%
Undervotes	1	1.75%
Contest Totals	57	100.00%

Republican for State Auditor

Vote For 1

	TOTAL	VOTE %
TINA CANNON	27	47.37%
RICKY HATCH	26	45.61%
Total Votes Cast	53	92.98%
Overvotes	0	0.00%
Undervotes	4	7.02%
Contest Totals	57	100.00%

Republican for County Council Seat B

Vote For 1

	TOTAL	VOTE %
COLLEEN BONNER	30	52.63%
NICK LOPEZ	24	42.11%
Total Votes Cast	54	94.74%
Overvotes	0	0.00%
Undervotes	3	5.26%
Contest Totals	57	100.00%

Republican for County Assessor

Vote For 1

	TOTAL	VOTE %
TODD M. GRIFFIN	28	49.12%
BOB ADAMS	26	45.61%
Total Votes Cast	54	94.74%
Overvotes	0	0.00%
Undervotes	3	5.26%
Contest Totals	57	100.00%

204 Heber City E

Statistics	TOTAL
Registered Voters - Total	158
Registered Voters - Republican	158
Registered Voters - NONPARTISAN	0
Ballots Cast - Total	73
Ballots Cast - Republican	73
Ballots Cast - NONPARTISAN	0
Ballots Cast - Blank	0
Voter Turnout - Total	46.20%
Voter Turnout - Republican	46.20%
Voter Turnout - NONPARTISAN	0.00%

Republican for US Senate

Vote For 1	TOTAL	VOTE %
JOHN CURTIS	42	57.53%
TRENT STAGGS	13	17.81%
BRAD WILSON	12	16.44%
JASON J. WALTON	5	6.85%
Total Votes Cast	72	98.63%
Overvotes	0	0.00%
Undervotes	1	1.37%
Contest Totals	73	100.00%

Republican for US House District 3

Vote For 1	TOTAL	VOTE %
MIKE KENNEDY	31	42.47%
JR BIRD	19	26.03%
CASE LAWRENCE	16	21.92%
JOHN "FRUGAL" DOUGALL	5	6.85%
STEWART PEAY	2	2.74%
Total Votes Cast	73	100.00%
Overvotes	0	0.00%
Undervotes	0	0.00%
Contest Totals	73	100.00%

Republican for Governor and Lieutenant Governor

Vote For 1	TOTAL	VOTE %
SPENCER J. COX/ DEIDRE M. HENDERSON	39	53.42%
PHIL LYMAN/ NATALIE CLAWSON	34	46.58%
Total Votes Cast	73	100.00%
Overvotes	0	0.00%
Undervotes	0	0.00%
Contest Totals	73	100.00%

204 Heber City E

Republican for Attorney General

Vote For 1

	TOTAL	VOTE %
DEREK BROWN	33	45.21%
RACHEL TERRY	24	32.88%
FRANK DEMCY MYLAR	11	15.07%
Total Votes Cast	68	93.15%
Overvotes	0	0.00%
Undervotes	5	6.85%
Contest Totals	73	100.00%

Republican for State Auditor

Vote For 1

	TOTAL	VOTE %
TINA CANNON	44	60.27%
RICKY HATCH	20	27.40%
Total Votes Cast	64	87.67%
Overvotes	0	0.00%
Undervotes	9	12.33%
Contest Totals	73	100.00%

Republican for County Council Seat B

Vote For 1

	TOTAL	VOTE %
COLLEEN BONNER	55	75.34%
NICK LOPEZ	18	24.66%
Total Votes Cast	73	100.00%
Overvotes	0	0.00%
Undervotes	0	0.00%
Contest Totals	73	100.00%

Republican for County Assessor

Vote For 1

	TOTAL	VOTE %
BOB ADAMS	41	56.16%
TODD M. GRIFFIN	31	42.47%
Total Votes Cast	72	98.63%
Overvotes	0	0.00%
Undervotes	1	1.37%
Contest Totals	73	100.00%

205 Heber City E Center

Statistics	TOTAL
Registered Voters - Total	189
Registered Voters - Republican	189
Registered Voters - NONPARTISAN	0
Ballots Cast - Total	107
Ballots Cast - Republican	107
Ballots Cast - NONPARTISAN	0
Ballots Cast - Blank	0
Voter Turnout - Total	56.61%
Voter Turnout - Republican	56.61%
Voter Turnout - NONPARTISAN	0.00%

Republican for US Senate

Vote For 1	TOTAL	VOTE %
JOHN CURTIS	77	71.96%
TRENT STAGGS	15	14.02%
BRAD WILSON	9	8.41%
JASON J. WALTON	5	4.67%
Total Votes Cast	106	99.07%
Overvotes	0	0.00%
Undervotes	1	0.93%
Contest Totals	107	100.00%

Republican for US House District 3

Vote For 1	TOTAL	VOTE %
MIKE KENNEDY	33	30.84%
CASE LAWRENCE	25	23.36%
JR BIRD	24	22.43%
JOHN "FRUGAL" DOUGALL	16	14.95%
STEWART PEAY	7	6.54%
Total Votes Cast	105	98.13%
Overvotes	0	0.00%
Undervotes	2	1.87%
Contest Totals	107	100.00%

Republican for Governor and Lieutenant Governor

Vote For 1	TOTAL	VOTE %
SPENCER J. COX/ DEIDRE M. HENDERSON	72	67.29%
PHIL LYMAN/ NATALIE CLAWSON	34	31.78%
Total Votes Cast	106	99.07%
Overvotes	1	0.93%
Undervotes	0	0.00%
Contest Totals	107	100.00%

205 Heber City E Center

Republican for Attorney General

Vote For 1

	TOTAL	VOTE %
DEREK BROWN	65	60.75%
RACHEL TERRY	24	22.43%
FRANK DEMCY MYLAR	12	11.22%
Total Votes Cast	101	94.39%
Overvotes	0	0.00%
Undervotes	6	5.61%
Contest Totals	107	100.00%

Republican for State Auditor

Vote For 1

	TOTAL	VOTE %
TINA CANNON	59	55.14%
RICKY HATCH	40	37.38%
Total Votes Cast	99	92.52%
Overvotes	0	0.00%
Undervotes	8	7.48%
Contest Totals	107	100.00%

Republican for County Council Seat B

Vote For 1

	TOTAL	VOTE %
COLLEEN BONNER	80	74.77%
NICK LOPEZ	27	25.23%
Total Votes Cast	107	100.00%
Overvotes	0	0.00%
Undervotes	0	0.00%
Contest Totals	107	100.00%

Republican for County Assessor

Vote For 1

	TOTAL	VOTE %
BOB ADAMS	55	51.40%
TODD M. GRIFFIN	49	45.79%
Total Votes Cast	104	97.20%
Overvotes	0	0.00%
Undervotes	3	2.80%
Contest Totals	107	100.00%

206 Heber City E

Statistics	TOTAL
Registered Voters - Total	271
Registered Voters - Republican	271
Registered Voters - NONPARTISAN	0
Ballots Cast - Total	117
Ballots Cast - Republican	117
Ballots Cast - NONPARTISAN	0
Ballots Cast - Blank	0
Voter Turnout - Total	43.17%
Voter Turnout - Republican	43.17%
Voter Turnout - NONPARTISAN	0.00%

Republican for US Senate

Vote For 1	TOTAL	VOTE %
JOHN CURTIS	66	56.41%
TRENT STAGGS	37	31.62%
JASON J. WALTON	7	5.98%
BRAD WILSON	6	5.13%
Total Votes Cast	116	99.15%
Overvotes	0	0.00%
Undervotes	1	0.85%
Contest Totals	117	100.00%

Republican for US House District 3

Vote For 1	TOTAL	VOTE %
CASE LAWRENCE	42	35.90%
MIKE KENNEDY	37	31.62%
JR BIRD	17	14.53%
JOHN "FRUGAL" DOUGALL	13	11.11%
STEWART PEAY	6	5.13%
Total Votes Cast	115	98.29%
Overvotes	0	0.00%
Undervotes	2	1.71%
Contest Totals	117	100.00%

Republican for Governor and Lieutenant Governor

Vote For 1	TOTAL	VOTE %
SPENCER J. COX/ DEIDRE M. HENDERSON	63	53.85%
PHIL LYMAN/ NATALIE CLAWSON	54	46.15%
Total Votes Cast	117	100.00%
Overvotes	0	0.00%
Undervotes	0	0.00%
Contest Totals	117	100.00%

206 Heber City E

Republican for Attorney General

Vote For 1

	TOTAL	VOTE %
DEREK BROWN	45	38.46%
RACHEL TERRY	41	35.04%
FRANK DEMCY MYLAR	25	21.37%
Total Votes Cast	111	94.87%
Overvotes	0	0.00%
Undervotes	6	5.13%
Contest Totals	117	100.00%

Republican for State Auditor

Vote For 1

	TOTAL	VOTE %
TINA CANNON	63	53.85%
RICKY HATCH	45	38.46%
Total Votes Cast	108	92.31%
Overvotes	0	0.00%
Undervotes	9	7.69%
Contest Totals	117	100.00%

Republican for County Council Seat B

Vote For 1

	TOTAL	VOTE %
COLLEEN BONNER	70	59.83%
NICK LOPEZ	47	40.17%
Total Votes Cast	117	100.00%
Overvotes	0	0.00%
Undervotes	0	0.00%
Contest Totals	117	100.00%

Republican for County Assessor

Vote For 1

	TOTAL	VOTE %
BOB ADAMS	78	66.67%
TODD M. GRIFFIN	33	28.21%
Total Votes Cast	111	94.87%
Overvotes	0	0.00%
Undervotes	6	5.13%
Contest Totals	117	100.00%

207 Heber City E

Statistics	TOTAL
Registered Voters - Total	237
Registered Voters - Republican	237
Registered Voters - NONPARTISAN	0
Ballots Cast - Total	115
Ballots Cast - Republican	115
Ballots Cast - NONPARTISAN	0
Ballots Cast - Blank	0
Voter Turnout - Total	48.52%
Voter Turnout - Republican	48.52%
Voter Turnout - NONPARTISAN	0.00%

Republican for US Senate

Vote For 1	TOTAL	VOTE %
JOHN CURTIS	57	49.57%
TRENT STAGGS	43	37.39%
BRAD WILSON	9	7.83%
JASON J. WALTON	1	0.87%
Total Votes Cast	110	95.65%
Overvotes	0	0.00%
Undervotes	5	4.35%
Contest Totals	115	100.00%

Republican for US House District 3

Vote For 1	TOTAL	VOTE %
MIKE KENNEDY	47	40.87%
CASE LAWRENCE	30	26.09%
JR BIRD	16	13.91%
JOHN "FRUGAL" DOUGALL	9	7.83%
STEWART PEAY	6	5.22%
Total Votes Cast	108	93.91%
Overvotes	0	0.00%
Undervotes	7	6.09%
Contest Totals	115	100.00%

Republican for Governor and Lieutenant Governor

Vote For 1	TOTAL	VOTE %
PHIL LYMAN/ NATALIE CLAWSON	63	54.78%
SPENCER J. COX/ DEIDRE M. HENDERSON	52	45.22%
Total Votes Cast	115	100.00%
Overvotes	0	0.00%
Undervotes	0	0.00%
Contest Totals	115	100.00%

207 Heber City E

Republican for Attorney General

Vote For 1

	TOTAL	VOTE %
DEREK BROWN	41	35.65%
RACHEL TERRY	32	27.83%
FRANK DEMCY MYLAR	29	25.22%
Total Votes Cast	102	88.70%
Overvotes	0	0.00%
Undervotes	13	11.30%
Contest Totals	115	100.00%

Republican for State Auditor

Vote For 1

	TOTAL	VOTE %
TINA CANNON	51	44.35%
RICKY HATCH	47	40.87%
Total Votes Cast	98	85.22%
Overvotes	0	0.00%
Undervotes	17	14.78%
Contest Totals	115	100.00%

Republican for County Council Seat B

Vote For 1

	TOTAL	VOTE %
COLLEEN BONNER	71	61.74%
NICK LOPEZ	40	34.78%
Total Votes Cast	111	96.52%
Overvotes	0	0.00%
Undervotes	4	3.48%
Contest Totals	115	100.00%

Republican for County Assessor

Vote For 1

	TOTAL	VOTE %
BOB ADAMS	75	65.22%
TODD M. GRIFFIN	31	26.96%
Total Votes Cast	106	92.17%
Overvotes	0	0.00%
Undervotes	9	7.83%
Contest Totals	115	100.00%

208 Heber City SE Center

Statistics	TOTAL
Registered Voters - Total	278
Registered Voters - Republican	278
Registered Voters - NONPARTISAN	0
Ballots Cast - Total	144
Ballots Cast - Republican	144
Ballots Cast - NONPARTISAN	0
Ballots Cast - Blank	0
Voter Turnout - Total	51.80%
Voter Turnout - Republican	51.80%
Voter Turnout - NONPARTISAN	0.00%

Republican for US Senate

Vote For 1	TOTAL	VOTE %
JOHN CURTIS	76	52.78%
TRENT STAGGS	50	34.72%
BRAD WILSON	10	6.94%
JASON J. WALTON	5	3.47%
Total Votes Cast	141	97.92%
Overvotes	0	0.00%
Undervotes	3	2.08%
Contest Totals	144	100.00%

Republican for US House District 3

Vote For 1	TOTAL	VOTE %
MIKE KENNEDY	64	44.44%
CASE LAWRENCE	34	23.61%
JR BIRD	24	16.67%
JOHN "FRUGAL" DOUGALL	14	9.72%
STEWART PEAY	6	4.17%
Total Votes Cast	142	98.61%
Overvotes	0	0.00%
Undervotes	2	1.39%
Contest Totals	144	100.00%

Republican for Governor and Lieutenant Governor

Vote For 1	TOTAL	VOTE %
SPENCER J. COX/ DEIDRE M. HENDERSON	75	52.08%
PHIL LYMAN/ NATALIE CLAWSON	69	47.92%
Total Votes Cast	144	100.00%
Overvotes	0	0.00%
Undervotes	0	0.00%
Contest Totals	144	100.00%

208 Heber City SE Center

Republican for Attorney General

Vote For 1

	TOTAL	VOTE %
DEREK BROWN	70	48.61%
FRANK DEMCY MYLAR	36	25.00%
RACHEL TERRY	35	24.31%
Total Votes Cast	141	97.92%
Overvotes	0	0.00%
Undervotes	3	2.08%
Contest Totals	144	100.00%

Republican for State Auditor

Vote For 1

	TOTAL	VOTE %
TINA CANNON	74	51.39%
RICKY HATCH	65	45.14%
Total Votes Cast	139	96.53%
Overvotes	0	0.00%
Undervotes	5	3.47%
Contest Totals	144	100.00%

Republican for County Council Seat B

Vote For 1

	TOTAL	VOTE %
COLLEEN BONNER	89	61.81%
NICK LOPEZ	54	37.50%
Total Votes Cast	143	99.31%
Overvotes	0	0.00%
Undervotes	1	0.69%
Contest Totals	144	100.00%

Republican for County Assessor

Vote For 1

	TOTAL	VOTE %
BOB ADAMS	99	68.75%
TODD M. GRIFFIN	41	28.47%
Total Votes Cast	140	97.22%
Overvotes	0	0.00%
Undervotes	4	2.78%
Contest Totals	144	100.00%

300 Midway City Stringtown

Statistics	TOTAL
Registered Voters - Total	355
Registered Voters - Republican	355
Registered Voters - NONPARTISAN	0
Ballots Cast - Total	196
Ballots Cast - Republican	196
Ballots Cast - NONPARTISAN	0
Ballots Cast - Blank	0
Voter Turnout - Total	55.21%
Voter Turnout - Republican	55.21%
Voter Turnout - NONPARTISAN	0.00%

Republican for US Senate

Vote For 1	TOTAL	VOTE %
JOHN CURTIS	106	54.08%
TRENT STAGGS	49	25.00%
BRAD WILSON	21	10.71%
JASON J. WALTON	16	8.16%
Total Votes Cast	192	97.96%
Overvotes	0	0.00%
Undervotes	4	2.04%
Contest Totals	196	100.00%

Republican for US House District 3

Vote For 1	TOTAL	VOTE %
MIKE KENNEDY	75	38.27%
CASE LAWRENCE	47	23.98%
STEWART PEAY	28	14.29%
JOHN "FRUGAL" DOUGALL	21	10.71%
JR BIRD	18	9.18%
Total Votes Cast	189	96.43%
Overvotes	0	0.00%
Undervotes	7	3.57%
Contest Totals	196	100.00%

Republican for Governor and Lieutenant Governor

Vote For 1	TOTAL	VOTE %
SPENCER J. COX/ DEIDRE M. HENDERSON	105	53.57%
PHIL LYMAN/ NATALIE CLAWSON	89	45.41%
Total Votes Cast	194	98.98%
Overvotes	0	0.00%
Undervotes	2	1.02%
Contest Totals	196	100.00%

300 Midway City Stringtown

Republican for Attorney General

Vote For 1

	TOTAL	VOTE %
DEREK BROWN	99	50.51%
FRANK DEMCY MYLAR	45	22.96%
RACHEL TERRY	39	19.90%
Total Votes Cast	183	93.37%
Overvotes	0	0.00%
Undervotes	13	6.63%
Contest Totals	196	100.00%

Republican for State Auditor

Vote For 1

	TOTAL	VOTE %
TINA CANNON	88	44.90%
RICKY HATCH	87	44.39%
Total Votes Cast	175	89.29%
Overvotes	0	0.00%
Undervotes	21	10.71%
Contest Totals	196	100.00%

Republican for County Council Seat B

Vote For 1

	TOTAL	VOTE %
COLLEEN BONNER	125	63.78%
NICK LOPEZ	69	35.20%
Total Votes Cast	194	98.98%
Overvotes	0	0.00%
Undervotes	2	1.02%
Contest Totals	196	100.00%

Republican for County Assessor

Vote For 1

	TOTAL	VOTE %
BOB ADAMS	137	69.90%
TODD M. GRIFFIN	51	26.02%
Total Votes Cast	188	95.92%
Overvotes	0	0.00%
Undervotes	8	4.08%
Contest Totals	196	100.00%

301 Midway City Homestead

Statistics	TOTAL
Registered Voters - Total	259
Registered Voters - Republican	259
Registered Voters - NONPARTISAN	0
Ballots Cast - Total	130
Ballots Cast - Republican	130
Ballots Cast - NONPARTISAN	0
Ballots Cast - Blank	0
Voter Turnout - Total	50.19%
Voter Turnout - Republican	50.19%
Voter Turnout - NONPARTISAN	0.00%

Republican for US Senate

Vote For 1	TOTAL	VOTE %
JOHN CURTIS	62	47.69%
TRENT STAGGS	52	40.00%
BRAD WILSON	10	7.69%
JASON J. WALTON	3	2.31%
Total Votes Cast	127	97.69%
Overvotes	0	0.00%
Undervotes	3	2.31%
Contest Totals	130	100.00%

Republican for US House District 3

Vote For 1	TOTAL	VOTE %
MIKE KENNEDY	52	40.00%
CASE LAWRENCE	33	25.38%
JR BIRD	19	14.62%
JOHN "FRUGAL" DOUGALL	13	10.00%
STEWART PEAY	9	6.92%
Total Votes Cast	126	96.92%
Overvotes	0	0.00%
Undervotes	4	3.08%
Contest Totals	130	100.00%

Republican for Governor and Lieutenant Governor

Vote For 1	TOTAL	VOTE %
SPENCER J. COX/ DEIDRE M. HENDERSON	69	53.08%
PHIL LYMAN/ NATALIE CLAWSON	59	45.38%
Total Votes Cast	128	98.46%
Overvotes	0	0.00%
Undervotes	2	1.54%
Contest Totals	130	100.00%

301 Midway City Homestead

Republican for Attorney General

Vote For 1

	TOTAL	VOTE %
DEREK BROWN	62	47.69%
FRANK DEMCY MYLAR	31	23.85%
RACHEL TERRY	27	20.77%
Total Votes Cast	120	92.31%
Overvotes	0	0.00%
Undervotes	10	7.69%
Contest Totals	130	100.00%

Republican for State Auditor

Vote For 1

	TOTAL	VOTE %
TINA CANNON	70	53.85%
RICKY HATCH	52	40.00%
Total Votes Cast	122	93.85%
Overvotes	0	0.00%
Undervotes	8	6.15%
Contest Totals	130	100.00%

Republican for County Council Seat B

Vote For 1

	TOTAL	VOTE %
COLLEEN BONNER	78	60.00%
NICK LOPEZ	49	37.69%
Total Votes Cast	127	97.69%
Overvotes	0	0.00%
Undervotes	3	2.31%
Contest Totals	130	100.00%

Republican for County Assessor

Vote For 1

	TOTAL	VOTE %
BOB ADAMS	105	80.77%
TODD M. GRIFFIN	17	13.08%
Total Votes Cast	122	93.85%
Overvotes	0	0.00%
Undervotes	8	6.15%
Contest Totals	130	100.00%

302 Midway City Lime Canyon

Statistics	TOTAL
Registered Voters - Total	335
Registered Voters - Republican	335
Registered Voters - NONPARTISAN	0
Ballots Cast - Total	182
Ballots Cast - Republican	182
Ballots Cast - NONPARTISAN	0
Ballots Cast - Blank	0
Voter Turnout - Total	54.33%
Voter Turnout - Republican	54.33%
Voter Turnout - NONPARTISAN	0.00%

Republican for US Senate

Vote For 1	TOTAL	VOTE %
JOHN CURTIS	98	53.85%
TRENT STAGGS	54	29.67%
JASON J. WALTON	18	9.89%
BRAD WILSON	10	5.49%
Total Votes Cast	180	98.90%
Overvotes	0	0.00%
Undervotes	2	1.10%
Contest Totals	182	100.00%

Republican for US House District 3

Vote For 1	TOTAL	VOTE %
MIKE KENNEDY	63	34.62%
CASE LAWRENCE	51	28.02%
JR BIRD	30	16.48%
JOHN "FRUGAL" DOUGALL	19	10.44%
STEWART PEAY	16	8.79%
Total Votes Cast	179	98.35%
Overvotes	0	0.00%
Undervotes	3	1.65%
Contest Totals	182	100.00%

Republican for Governor and Lieutenant Governor

Vote For 1	TOTAL	VOTE %
SPENCER J. COX/ DEIDRE M. HENDERSON	104	57.14%
PHIL LYMAN/ NATALIE CLAWSON	75	41.21%
Total Votes Cast	179	98.35%
Overvotes	3	1.65%
Undervotes	0	0.00%
Contest Totals	182	100.00%

302 Midway City Lime Canyon

Republican for Attorney General

Vote For 1	TOTAL	VOTE %
DEREK BROWN	66	36.26%
RACHEL TERRY	51	28.02%
FRANK DEMCY MYLAR	47	25.82%
Total Votes Cast	164	90.11%
Overvotes	0	0.00%
Undervotes	18	9.89%
Contest Totals	182	100.00%

Republican for State Auditor

Vote For 1	TOTAL	VOTE %
TINA CANNON	117	64.29%
RICKY HATCH	53	29.12%
Total Votes Cast	170	93.41%
Overvotes	0	0.00%
Undervotes	12	6.59%
Contest Totals	182	100.00%

Republican for County Council Seat B

Vote For 1	TOTAL	VOTE %
COLLEEN BONNER	103	56.59%
NICK LOPEZ	75	41.21%
Total Votes Cast	178	97.80%
Overvotes	0	0.00%
Undervotes	4	2.20%
Contest Totals	182	100.00%

Republican for County Assessor

Vote For 1	TOTAL	VOTE %
BOB ADAMS	113	62.09%
TODD M. GRIFFIN	56	30.77%
Total Votes Cast	169	92.86%
Overvotes	0	0.00%
Undervotes	13	7.14%
Contest Totals	182	100.00%

303 Midway City Michie Ln

Statistics	TOTAL
Registered Voters - Total	235
Registered Voters - Republican	235
Registered Voters - NONPARTISAN	0
Ballots Cast - Total	108
Ballots Cast - Republican	108
Ballots Cast - NONPARTISAN	0
Ballots Cast - Blank	0
Voter Turnout - Total	45.96%
Voter Turnout - Republican	45.96%
Voter Turnout - NONPARTISAN	0.00%

Republican for US Senate

Vote For 1	TOTAL	VOTE %
JOHN CURTIS	76	70.37%
TRENT STAGGS	18	16.67%
JASON J. WALTON	4	3.70%
BRAD WILSON	4	3.70%
Total Votes Cast	102	94.44%
Overvotes	0	0.00%
Undervotes	6	5.56%
Contest Totals	108	100.00%

Republican for US House District 3

Vote For 1	TOTAL	VOTE %
MIKE KENNEDY	32	29.63%
CASE LAWRENCE	26	24.07%
STEWART PEAY	19	17.59%
JOHN "FRUGAL" DOUGALL	13	12.04%
JR BIRD	8	7.41%
Total Votes Cast	98	90.74%
Overvotes	0	0.00%
Undervotes	10	9.26%
Contest Totals	108	100.00%

Republican for Governor and Lieutenant Governor

Vote For 1	TOTAL	VOTE %
SPENCER J. COX/ DEIDRE M. HENDERSON	73	67.59%
PHIL LYMAN/ NATALIE CLAWSON	32	29.63%
Total Votes Cast	105	97.22%
Overvotes	3	2.78%
Undervotes	0	0.00%
Contest Totals	108	100.00%

303 Midway City Michie Ln

Republican for Attorney General

Vote For 1

	TOTAL	VOTE %
DEREK BROWN	51	47.22%
RACHEL TERRY	34	31.48%
FRANK DEMCY MYLAR	8	7.41%
Total Votes Cast	93	86.11%
Overvotes	0	0.00%
Undervotes	15	13.89%
Contest Totals	108	100.00%

Republican for State Auditor

Vote For 1

	TOTAL	VOTE %
TINA CANNON	58	53.70%
RICKY HATCH	27	25.00%
Total Votes Cast	85	78.70%
Overvotes	0	0.00%
Undervotes	23	21.30%
Contest Totals	108	100.00%

Republican for County Council Seat B

Vote For 1

	TOTAL	VOTE %
COLLEEN BONNER	70	64.81%
NICK LOPEZ	35	32.41%
Total Votes Cast	105	97.22%
Overvotes	0	0.00%
Undervotes	3	2.78%
Contest Totals	108	100.00%

Republican for County Assessor

Vote For 1

	TOTAL	VOTE %
BOB ADAMS	83	76.85%
TODD M. GRIFFIN	21	19.44%
Total Votes Cast	104	96.30%
Overvotes	0	0.00%
Undervotes	4	3.70%
Contest Totals	108	100.00%

304 Midway City Memorial Hill

Statistics	TOTAL
Registered Voters - Total	279
Registered Voters - Republican	279
Registered Voters - NONPARTISAN	0
Ballots Cast - Total	167
Ballots Cast - Republican	167
Ballots Cast - NONPARTISAN	0
Ballots Cast - Blank	0
Voter Turnout - Total	59.86%
Voter Turnout - Republican	59.86%
Voter Turnout - NONPARTISAN	0.00%

Republican for US Senate

Vote For 1	TOTAL	VOTE %
JOHN CURTIS	83	49.70%
TRENT STAGGS	41	24.55%
BRAD WILSON	24	14.37%
JASON J. WALTON	11	6.59%
Total Votes Cast	159	95.21%
Overvotes	0	0.00%
Undervotes	8	4.79%
Contest Totals	167	100.00%

Republican for US House District 3

Vote For 1	TOTAL	VOTE %
MIKE KENNEDY	85	50.90%
JR BIRD	20	11.98%
CASE LAWRENCE	19	11.38%
STEWART PEAY	19	11.38%
JOHN "FRUGAL" DOUGALL	13	7.78%
Total Votes Cast	156	93.41%
Overvotes	0	0.00%
Undervotes	11	6.59%
Contest Totals	167	100.00%

Republican for Governor and Lieutenant Governor

Vote For 1	TOTAL	VOTE %
SPENCER J. COX/ DEIDRE M. HENDERSON	94	56.29%
PHIL LYMAN/ NATALIE CLAWSON	72	43.11%
Total Votes Cast	166	99.40%
Overvotes	0	0.00%
Undervotes	1	0.60%
Contest Totals	167	100.00%

304 Midway City Memorial Hill

Republican for Attorney General

Vote For 1

	TOTAL	VOTE %
DEREK BROWN	66	39.52%
RACHEL TERRY	52	31.14%
FRANK DEMCY MYLAR	30	17.96%
Total Votes Cast	148	88.62%
Overvotes	0	0.00%
Undervotes	19	11.38%
Contest Totals	167	100.00%

Republican for State Auditor

Vote For 1

	TOTAL	VOTE %
TINA CANNON	95	56.89%
RICKY HATCH	52	31.14%
Total Votes Cast	147	88.02%
Overvotes	0	0.00%
Undervotes	20	11.98%
Contest Totals	167	100.00%

Republican for County Council Seat B

Vote For 1

	TOTAL	VOTE %
COLLEEN BONNER	103	61.68%
NICK LOPEZ	61	36.53%
Total Votes Cast	164	98.20%
Overvotes	0	0.00%
Undervotes	3	1.80%
Contest Totals	167	100.00%

Republican for County Assessor

Vote For 1

	TOTAL	VOTE %
BOB ADAMS	121	72.46%
TODD M. GRIFFIN	34	20.36%
Total Votes Cast	155	92.81%
Overvotes	0	0.00%
Undervotes	12	7.19%
Contest Totals	167	100.00%

305 Midway City Center

Statistics	TOTAL
Registered Voters - Total	412
Registered Voters - Republican	412
Registered Voters - NONPARTISAN	0
Ballots Cast - Total	228
Ballots Cast - Republican	228
Ballots Cast - NONPARTISAN	0
Ballots Cast - Blank	0
Voter Turnout - Total	55.34%
Voter Turnout - Republican	55.34%
Voter Turnout - NONPARTISAN	0.00%

Republican for US Senate

Vote For 1		
	TOTAL	VOTE %
JOHN CURTIS	110	48.25%
TRENT STAGGS	73	32.02%
BRAD WILSON	26	11.40%
JASON J. WALTON	13	5.70%
Total Votes Cast	222	97.37%
Overvotes	0	0.00%
Undervotes	6	2.63%
Contest Totals	228	100.00%

Republican for US House District 3

Vote For 1		
	TOTAL	VOTE %
CASE LAWRENCE	80	35.09%
MIKE KENNEDY	76	33.33%
JR BIRD	21	9.21%
STEWART PEAY	19	8.33%
JOHN "FRUGAL" DOUGALL	19	8.33%
Total Votes Cast	215	94.30%
Overvotes	0	0.00%
Undervotes	13	5.70%
Contest Totals	228	100.00%

Republican for Governor and Lieutenant Governor

Vote For 1		
	TOTAL	VOTE %
SPENCER J. COX/ DEIDRE M. HENDERSON	129	56.58%
PHIL LYMAN/ NATALIE CLAWSON	93	40.79%
Total Votes Cast	222	97.37%
Overvotes	2	0.88%
Undervotes	4	1.75%
Contest Totals	228	100.00%

305 Midway City Center

Republican for Attorney General

Vote For 1

	TOTAL	VOTE %
DEREK BROWN	103	45.18%
RACHEL TERRY	64	28.07%
FRANK DEMCY MYLAR	44	19.30%
Total Votes Cast	211	92.54%
Overvotes	0	0.00%
Undervotes	17	7.46%
Contest Totals	228	100.00%

Republican for State Auditor

Vote For 1

	TOTAL	VOTE %
TINA CANNON	134	58.77%
RICKY HATCH	73	32.02%
Total Votes Cast	207	90.79%
Overvotes	0	0.00%
Undervotes	21	9.21%
Contest Totals	228	100.00%

Republican for County Council Seat B

Vote For 1

	TOTAL	VOTE %
COLLEEN BONNER	137	60.09%
NICK LOPEZ	86	37.72%
Total Votes Cast	223	97.81%
Overvotes	0	0.00%
Undervotes	5	2.19%
Contest Totals	228	100.00%

Republican for County Assessor

Vote For 1

	TOTAL	VOTE %
BOB ADAMS	186	81.58%
TODD M. GRIFFIN	32	14.04%
Total Votes Cast	218	95.61%
Overvotes	0	0.00%
Undervotes	10	4.39%
Contest Totals	228	100.00%

306 Midway City Vallais

Statistics	TOTAL
Registered Voters - Total	259
Registered Voters - Republican	259
Registered Voters - NONPARTISAN	0
Ballots Cast - Total	147
Ballots Cast - Republican	147
Ballots Cast - NONPARTISAN	0
Ballots Cast - Blank	0
Voter Turnout - Total	56.76%
Voter Turnout - Republican	56.76%
Voter Turnout - NONPARTISAN	0.00%

Republican for US Senate

Vote For 1	TOTAL	VOTE %
JOHN CURTIS	83	56.46%
TRENT STAGGS	40	27.21%
BRAD WILSON	13	8.84%
JASON J. WALTON	7	4.76%
Total Votes Cast	143	97.28%
Overvotes	0	0.00%
Undervotes	4	2.72%
Contest Totals	147	100.00%

Republican for US House District 3

Vote For 1	TOTAL	VOTE %
CASE LAWRENCE	55	37.42%
MIKE KENNEDY	49	33.33%
JR BIRD	18	12.24%
STEWART PEAY	9	6.12%
JOHN "FRUGAL" DOUGALL	9	6.12%
Total Votes Cast	140	95.24%
Overvotes	0	0.00%
Undervotes	7	4.76%
Contest Totals	147	100.00%

Republican for Governor and Lieutenant Governor

Vote For 1	TOTAL	VOTE %
SPENCER J. COX/ DEIDRE M. HENDERSON	89	60.54%
PHIL LYMAN/ NATALIE CLAWSON	58	39.46%
Total Votes Cast	147	100.00%
Overvotes	0	0.00%
Undervotes	0	0.00%
Contest Totals	147	100.00%

306 Midway City Vallais

Republican for Attorney General

Vote For 1

	TOTAL	VOTE %
DEREK BROWN	72	48.98%
RACHEL TERRY	30	20.41%
FRANK DEMCY MYLAR	28	19.05%
Total Votes Cast	130	88.44%
Overvotes	0	0.00%
Undervotes	17	11.56%
Contest Totals	147	100.00%

Republican for State Auditor

Vote For 1

	TOTAL	VOTE %
TINA CANNON	85	57.82%
RICKY HATCH	42	28.57%
Total Votes Cast	127	86.39%
Overvotes	0	0.00%
Undervotes	20	13.61%
Contest Totals	147	100.00%

Republican for County Council Seat B

Vote For 1

	TOTAL	VOTE %
COLLEEN BONNER	90	61.22%
NICK LOPEZ	55	37.42%
Total Votes Cast	145	98.64%
Overvotes	0	0.00%
Undervotes	2	1.36%
Contest Totals	147	100.00%

Republican for County Assessor

Vote For 1

	TOTAL	VOTE %
BOB ADAMS	103	70.07%
TODD M. GRIFFIN	28	19.05%
Total Votes Cast	131	89.12%
Overvotes	0	0.00%
Undervotes	16	10.88%
Contest Totals	147	100.00%

307 Midway City Dutch Fields

Statistics	TOTAL
Registered Voters - Total	274
Registered Voters - Republican	274
Registered Voters - NONPARTISAN	0
Ballots Cast - Total	139
Ballots Cast - Republican	139
Ballots Cast - NONPARTISAN	0
Ballots Cast - Blank	0
Voter Turnout - Total	50.73%
Voter Turnout - Republican	50.73%
Voter Turnout - NONPARTISAN	0.00%

Republican for US Senate

Vote For 1	TOTAL	VOTE %
JOHN CURTIS	83	59.71%
TRENT STAGGS	39	28.06%
BRAD WILSON	9	6.47%
JASON J. WALTON	5	3.60%
Total Votes Cast	136	97.84%
Overvotes	0	0.00%
Undervotes	3	2.16%
Contest Totals	139	100.00%

Republican for US House District 3

Vote For 1	TOTAL	VOTE %
MIKE KENNEDY	58	41.73%
CASE LAWRENCE	37	26.62%
JOHN "FRUGAL" DOUGALL	24	17.27%
JR BIRD	9	6.47%
STEWART PEAY	8	5.76%
Total Votes Cast	136	97.84%
Overvotes	0	0.00%
Undervotes	3	2.16%
Contest Totals	139	100.00%

Republican for Governor and Lieutenant Governor

Vote For 1	TOTAL	VOTE %
SPENCER J. COX/ DEIDRE M. HENDERSON	81	58.27%
PHIL LYMAN/ NATALIE CLAWSON	56	40.29%
Total Votes Cast	137	98.56%
Overvotes	0	0.00%
Undervotes	2	1.44%
Contest Totals	139	100.00%

307 Midway City Dutch Fields

Republican for Attorney General

Vote For 1

	TOTAL	VOTE %
DEREK BROWN	61	43.88%
RACHEL TERRY	34	24.46%
FRANK DEMCY MYLAR	31	22.30%
Total Votes Cast	126	90.65%
Overvotes	0	0.00%
Undervotes	13	9.35%
Contest Totals	139	100.00%

Republican for State Auditor

Vote For 1

	TOTAL	VOTE %
TINA CANNON	92	66.19%
RICKY HATCH	33	23.74%
Total Votes Cast	125	89.93%
Overvotes	0	0.00%
Undervotes	14	10.07%
Contest Totals	139	100.00%

Republican for County Council Seat B

Vote For 1

	TOTAL	VOTE %
COLLEEN BONNER	74	53.24%
NICK LOPEZ	61	43.88%
Total Votes Cast	135	97.12%
Overvotes	0	0.00%
Undervotes	4	2.88%
Contest Totals	139	100.00%

Republican for County Assessor

Vote For 1

	TOTAL	VOTE %
BOB ADAMS	124	89.21%
TODD M. GRIFFIN	11	7.91%
Total Votes Cast	135	97.12%
Overvotes	0	0.00%
Undervotes	4	2.88%
Contest Totals	139	100.00%

320 Interlaken

Statistics	TOTAL
Registered Voters - Total	58
Registered Voters - Republican	58
Registered Voters - NONPARTISAN	0
Ballots Cast - Total	33
Ballots Cast - Republican	33
Ballots Cast - NONPARTISAN	0
Ballots Cast - Blank	0
Voter Turnout - Total	56.90%
Voter Turnout - Republican	56.90%
Voter Turnout - NONPARTISAN	0.00%

Republican for US Senate

Vote For 1	TOTAL	VOTE %
JOHN CURTIS	15	45.45%
TRENT STAGGS	12	36.36%
JASON J. WALTON	4	12.12%
BRAD WILSON	1	3.03%
Total Votes Cast	32	96.97%
Overvotes	0	0.00%
Undervotes	1	3.03%
Contest Totals	33	100.00%

Republican for US House District 3

Vote For 1	TOTAL	VOTE %
MIKE KENNEDY	8	24.24%
STEWART PEAY	6	18.18%
CASE LAWRENCE	5	15.15%
JR BIRD	4	12.12%
JOHN "FRUGAL" DOUGALL	4	12.12%
Total Votes Cast	27	81.82%
Overvotes	0	0.00%
Undervotes	6	18.18%
Contest Totals	33	100.00%

Republican for Governor and Lieutenant Governor

Vote For 1	TOTAL	VOTE %
SPENCER J. COX/ DEIDRE M. HENDERSON	24	72.73%
PHIL LYMAN/ NATALIE CLAWSON	9	27.27%
Total Votes Cast	33	100.00%
Overvotes	0	0.00%
Undervotes	0	0.00%
Contest Totals	33	100.00%

320 Interlaken

Republican for Attorney General

Vote For 1

	TOTAL	VOTE %
RACHEL TERRY	14	42.42%
DEREK BROWN	8	24.24%
FRANK DEMCY MYLAR	6	18.18%
Total Votes Cast	28	84.85%
Overvotes	0	0.00%
Undervotes	5	15.15%
Contest Totals	33	100.00%

Republican for State Auditor

Vote For 1

	TOTAL	VOTE %
TINA CANNON	21	63.64%
RICKY HATCH	9	27.27%
Total Votes Cast	30	90.91%
Overvotes	0	0.00%
Undervotes	3	9.09%
Contest Totals	33	100.00%

Republican for County Council Seat B

Vote For 1

	TOTAL	VOTE %
COLLEEN BONNER	16	48.48%
NICK LOPEZ	13	39.39%
Total Votes Cast	29	87.88%
Overvotes	0	0.00%
Undervotes	4	12.12%
Contest Totals	33	100.00%

Republican for County Assessor

Vote For 1

	TOTAL	VOTE %
BOB ADAMS	26	78.79%
TODD M. GRIFFIN	0	0.00%
Total Votes Cast	26	78.79%
Overvotes	0	0.00%
Undervotes	7	21.21%
Contest Totals	33	100.00%

330 Park City

Statistics TOTAL

Registered Voters - Total	1
Registered Voters - Republican	1
Registered Voters - NONPARTISAN	0
Ballots Cast - Total	0
Ballots Cast - Republican	0
Ballots Cast - NONPARTISAN	0
Ballots Cast - Blank	0
Voter Turnout - Total	0.00%
Voter Turnout - Republican	0.00%
Voter Turnout - NONPARTISAN	0.00%

Republican for US Senate

Vote For 1

	TOTAL	VOTE %
JOHN CURTIS	0	
JASON J. WALTON	0	
BRAD WILSON	0	
TRENT STAGGS	0	
Total Votes Cast	0	
Overvotes	0	
Undervotes	0	
Contest Totals	0	

Republican for US House District 3

Vote For 1

	TOTAL	VOTE %
JR BIRD	0	
MIKE KENNEDY	0	
CASE LAWRENCE	0	
STEWART PEAY	0	
JOHN "FRUGAL" DOUGALL	0	
Total Votes Cast	0	
Overvotes	0	
Undervotes	0	
Contest Totals	0	

Republican for Governor and Lieutenant Governor

Vote For 1

	TOTAL	VOTE %
SPENCER J. COX/ DEIDRE M. HENDERSON	0	
PHIL LYMAN/ NATALIE CLAWSON	0	
Total Votes Cast	0	
Overvotes	0	
Undervotes	0	
Contest Totals	0	

330 Park City

Republican for Attorney General

Vote For 1	TOTAL	VOTE %
DEREK BROWN	0	
FRANK DEMCY MYLAR	0	
RACHEL TERRY	0	
Total Votes Cast	0	
Overvotes	0	
Undervotes	0	
Contest Totals	0	

Republican for State Auditor

Vote For 1	TOTAL	VOTE %
TINA CANNON	0	
RICKY HATCH	0	
Total Votes Cast	0	
Overvotes	0	
Undervotes	0	
Contest Totals	0	

Republican for County Council Seat B

Vote For 1	TOTAL	VOTE %
COLLEEN BONNER	0	
NICK LOPEZ	0	
Total Votes Cast	0	
Overvotes	0	
Undervotes	0	
Contest Totals	0	

Republican for County Assessor

Vote For 1	TOTAL	VOTE %
BOB ADAMS	0	
TODD M. GRIFFIN	0	
Total Votes Cast	0	
Overvotes	0	
Undervotes	0	
Contest Totals	0	

331 Park City

Statistics TOTAL

Registered Voters - Total	0
Registered Voters - Republican	0
Registered Voters - NONPARTISAN	0
Ballots Cast - Total	0
Ballots Cast - Republican	0
Ballots Cast - NONPARTISAN	0
Ballots Cast - Blank	0
Voter Turnout - Total	0.00%
Voter Turnout - Republican	0.00%
Voter Turnout - NONPARTISAN	0.00%

Republican for US Senate

Vote For 1

	TOTAL	VOTE %
JOHN CURTIS	0	
JASON J. WALTON	0	
BRAD WILSON	0	
TRENT STAGGS	0	
Total Votes Cast	0	
Overvotes	0	
Undervotes	0	
Contest Totals	0	

Republican for US House District 3

Vote For 1

	TOTAL	VOTE %
JR BIRD	0	
MIKE KENNEDY	0	
CASE LAWRENCE	0	
STEWART PEAY	0	
JOHN "FRUGAL" DOUGALL	0	
Total Votes Cast	0	
Overvotes	0	
Undervotes	0	
Contest Totals	0	

Republican for Governor and Lieutenant Governor

Vote For 1

	TOTAL	VOTE %
SPENCER J. COX/ DEIDRE M. HENDERSON	0	
PHIL LYMAN/ NATALIE CLAWSON	0	
Total Votes Cast	0	
Overvotes	0	
Undervotes	0	
Contest Totals	0	

331 Park City

Republican for Attorney General

Vote For 1

	TOTAL	VOTE %
DEREK BROWN	0	
FRANK DEMCY MYLAR	0	
RACHEL TERRY	0	
Total Votes Cast	0	
Overvotes	0	
Undervotes	0	
Contest Totals	0	

Republican for State Auditor

Vote For 1

	TOTAL	VOTE %
TINA CANNON	0	
RICKY HATCH	0	
Total Votes Cast	0	
Overvotes	0	
Undervotes	0	
Contest Totals	0	

Republican for County Council Seat B

Vote For 1

	TOTAL	VOTE %
COLLEEN BONNER	0	
NICK LOPEZ	0	
Total Votes Cast	0	
Overvotes	0	
Undervotes	0	
Contest Totals	0	

Republican for County Assessor

Vote For 1

	TOTAL	VOTE %
BOB ADAMS	0	
TODD M. GRIFFIN	0	
Total Votes Cast	0	
Overvotes	0	
Undervotes	0	
Contest Totals	0	

340 County Midway Sanitation

Statistics	TOTAL
Registered Voters - Total	165
Registered Voters - Republican	165
Registered Voters - NONPARTISAN	0
Ballots Cast - Total	100
Ballots Cast - Republican	100
Ballots Cast - NONPARTISAN	0
Ballots Cast - Blank	0
Voter Turnout - Total	60.61%
Voter Turnout - Republican	60.61%
Voter Turnout - NONPARTISAN	0.00%

Republican for US Senate

Vote For 1	TOTAL	VOTE %
JOHN CURTIS	58	58.00%
TRENT STAGGS	26	26.00%
BRAD WILSON	9	9.00%
JASON J. WALTON	6	6.00%
Total Votes Cast	99	99.00%
Overvotes	0	0.00%
Undervotes	1	1.00%
Contest Totals	100	100.00%

Republican for US House District 3

Vote For 1	TOTAL	VOTE %
MIKE KENNEDY	53	53.00%
CASE LAWRENCE	14	14.00%
STEWART PEAY	11	11.00%
JR BIRD	8	8.00%
JOHN "FRUGAL" DOUGALL	5	5.00%
Total Votes Cast	91	91.00%
Overvotes	0	0.00%
Undervotes	9	9.00%
Contest Totals	100	100.00%

Republican for Governor and Lieutenant Governor

Vote For 1	TOTAL	VOTE %
SPENCER J. COX/ DEIDRE M. HENDERSON	52	52.00%
PHIL LYMAN/ NATALIE CLAWSON	47	47.00%
Total Votes Cast	99	99.00%
Overvotes	0	0.00%
Undervotes	1	1.00%
Contest Totals	100	100.00%

340 County Midway Sanitation

Republican for Attorney General

Vote For 1

	TOTAL	VOTE %
DEREK BROWN	37	37.00%
FRANK DEMCY MYLAR	32	32.00%
RACHEL TERRY	16	16.00%
Total Votes Cast	85	85.00%
Overvotes	0	0.00%
Undervotes	15	15.00%
Contest Totals	100	100.00%

Republican for State Auditor

Vote For 1

	TOTAL	VOTE %
TINA CANNON	58	58.00%
RICKY HATCH	28	28.00%
Total Votes Cast	86	86.00%
Overvotes	0	0.00%
Undervotes	14	14.00%
Contest Totals	100	100.00%

Republican for County Council Seat B

Vote For 1

	TOTAL	VOTE %
COLLEEN BONNER	56	56.00%
NICK LOPEZ	40	40.00%
Total Votes Cast	96	96.00%
Overvotes	0	0.00%
Undervotes	4	4.00%
Contest Totals	100	100.00%

Republican for County Assessor

Vote For 1

	TOTAL	VOTE %
BOB ADAMS	64	64.00%
TODD M. GRIFFIN	25	25.00%
Total Votes Cast	89	89.00%
Overvotes	0	0.00%
Undervotes	11	11.00%
Contest Totals	100	100.00%

350 Midway County

Statistics	TOTAL
Registered Voters - Total	136
Registered Voters - Republican	136
Registered Voters - NONPARTISAN	0
Ballots Cast - Total	71
Ballots Cast - Republican	71
Ballots Cast - NONPARTISAN	0
Ballots Cast - Blank	0
Voter Turnout - Total	52.21%
Voter Turnout - Republican	52.21%
Voter Turnout - NONPARTISAN	0.00%

Republican for US Senate

Vote For 1	TOTAL	VOTE %
JOHN CURTIS	32	45.07%
TRENT STAGGS	30	42.25%
BRAD WILSON	3	4.23%
JASON J. WALTON	2	2.82%
Total Votes Cast	67	94.37%
Overvotes	0	0.00%
Undervotes	4	5.63%
Contest Totals	71	100.00%

Republican for US House District 3

Vote For 1	TOTAL	VOTE %
MIKE KENNEDY	28	39.44%
CASE LAWRENCE	14	19.72%
JR BIRD	10	14.08%
JOHN "FRUGAL" DOUGALL	7	9.86%
STEWART PEAY	4	5.63%
Total Votes Cast	63	88.73%
Overvotes	0	0.00%
Undervotes	8	11.27%
Contest Totals	71	100.00%

Republican for Governor and Lieutenant Governor

Vote For 1	TOTAL	VOTE %
SPENCER J. COX/ DEIDRE M. HENDERSON	36	50.70%
PHIL LYMAN/ NATALIE CLAWSON	34	47.89%
Total Votes Cast	70	98.59%
Overvotes	0	0.00%
Undervotes	1	1.41%
Contest Totals	71	100.00%

350 Midway County

Republican for Attorney General

Vote For 1

	TOTAL	VOTE %
RACHEL TERRY	24	33.80%
DEREK BROWN	23	32.39%
FRANK DEMCY MYLAR	18	25.35%
Total Votes Cast	65	91.55%
Overvotes	0	0.00%
Undervotes	6	8.45%
Contest Totals	71	100.00%

Republican for State Auditor

Vote For 1

	TOTAL	VOTE %
TINA CANNON	36	50.70%
RICKY HATCH	22	30.99%
Total Votes Cast	58	81.69%
Overvotes	0	0.00%
Undervotes	13	18.31%
Contest Totals	71	100.00%

Republican for County Council Seat B

Vote For 1

	TOTAL	VOTE %
COLLEEN BONNER	44	61.97%
NICK LOPEZ	17	23.94%
Total Votes Cast	61	85.92%
Overvotes	0	0.00%
Undervotes	10	14.08%
Contest Totals	71	100.00%

Republican for County Assessor

Vote For 1

	TOTAL	VOTE %
BOB ADAMS	42	59.15%
TODD M. GRIFFIN	18	25.35%
Total Votes Cast	60	84.51%
Overvotes	0	0.00%
Undervotes	11	15.49%
Contest Totals	71	100.00%

400 Hideout

Statistics	TOTAL
Registered Voters - Total	172
Registered Voters - Republican	172
Registered Voters - NONPARTISAN	0
Ballots Cast - Total	76
Ballots Cast - Republican	76
Ballots Cast - NONPARTISAN	0
Ballots Cast - Blank	0
Voter Turnout - Total	44.19%
Voter Turnout - Republican	44.19%
Voter Turnout - NONPARTISAN	0.00%

Republican for US Senate

Vote For 1	TOTAL	VOTE %
JOHN CURTIS	41	53.95%
TRENT STAGGS	25	32.89%
JASON J. WALTON	5	6.58%
BRAD WILSON	4	5.26%
Total Votes Cast	75	98.68%
Overvotes	0	0.00%
Undervotes	1	1.32%
Contest Totals	76	100.00%

Republican for US House District 3

Vote For 1	TOTAL	VOTE %
MIKE KENNEDY	30	39.47%
CASE LAWRENCE	14	18.42%
JOHN "FRUGAL" DOUGALL	13	17.11%
STEWART PEAY	11	14.47%
JR BIRD	6	7.89%
Total Votes Cast	74	97.37%
Overvotes	0	0.00%
Undervotes	2	2.63%
Contest Totals	76	100.00%

Republican for Governor and Lieutenant Governor

Vote For 1	TOTAL	VOTE %
SPENCER J. COX/ DEIDRE M. HENDERSON	44	57.89%
PHIL LYMAN/ NATALIE CLAWSON	31	40.79%
Total Votes Cast	75	98.68%
Overvotes	0	0.00%
Undervotes	1	1.32%
Contest Totals	76	100.00%

400 Hideout

Republican for Attorney General

Vote For 1

	TOTAL	VOTE %
FRANK DEMCY MYLAR	29	38.16%
RACHEL TERRY	24	31.58%
DEREK BROWN	19	25.00%
Total Votes Cast	72	94.74%
Overvotes	0	0.00%
Undervotes	4	5.26%
Contest Totals	76	100.00%

Republican for State Auditor

Vote For 1

	TOTAL	VOTE %
TINA CANNON	41	53.95%
RICKY HATCH	22	28.95%
Total Votes Cast	63	82.89%
Overvotes	0	0.00%
Undervotes	13	17.11%
Contest Totals	76	100.00%

Republican for County Council Seat B

Vote For 1

	TOTAL	VOTE %
COLLEEN BONNER	37	48.68%
NICK LOPEZ	26	34.21%
Total Votes Cast	63	82.89%
Overvotes	0	0.00%
Undervotes	13	17.11%
Contest Totals	76	100.00%

Republican for County Assessor

Vote For 1

	TOTAL	VOTE %
BOB ADAMS	59	77.63%
TODD M. GRIFFIN	7	9.21%
Total Votes Cast	66	86.84%
Overvotes	0	0.00%
Undervotes	10	13.16%
Contest Totals	76	100.00%

410 County Cobblestone

Statistics

	TOTAL
Registered Voters - Total	390
Registered Voters - Republican	390
Registered Voters - NONPARTISAN	0
Ballots Cast - Total	216
Ballots Cast - Republican	216
Ballots Cast - NONPARTISAN	0
Ballots Cast - Blank	0
Voter Turnout - Total	55.38%
Voter Turnout - Republican	55.38%
Voter Turnout - NONPARTISAN	0.00%

Republican for US Senate

Vote For 1	TOTAL	VOTE %
JOHN CURTIS	97	44.91%
TRENT STAGGS	76	35.19%
JASON J. WALTON	26	12.04%
BRAD WILSON	10	4.63%
Total Votes Cast	209	96.76%
Overvotes	0	0.00%
Undervotes	7	3.24%
Contest Totals	216	100.00%

Republican for US House District 3

Vote For 1	TOTAL	VOTE %
MIKE KENNEDY	85	39.35%
CASE LAWRENCE	64	29.63%
JR BIRD	24	11.11%
JOHN "FRUGAL" DOUGALL	19	8.80%
STEWART PEAY	16	7.41%
Total Votes Cast	208	96.30%
Overvotes	0	0.00%
Undervotes	8	3.70%
Contest Totals	216	100.00%

Republican for Governor and Lieutenant Governor

Vote For 1	TOTAL	VOTE %
SPENCER J. COX/ DEIDRE M. HENDERSON	115	53.24%
PHIL LYMAN/ NATALIE CLAWSON	101	46.76%
Total Votes Cast	216	100.00%
Overvotes	0	0.00%
Undervotes	0	0.00%
Contest Totals	216	100.00%

410 County Cobblestone

Republican for Attorney General

Vote For 1

	TOTAL	VOTE %
DEREK BROWN	105	48.61%
FRANK DEMCY MYLAR	60	27.78%
RACHEL TERRY	38	17.59%
Total Votes Cast	203	93.98%
Overvotes	0	0.00%
Undervotes	13	6.02%
Contest Totals	216	100.00%

Republican for State Auditor

Vote For 1

	TOTAL	VOTE %
TINA CANNON	126	58.33%
RICKY HATCH	71	32.87%
Total Votes Cast	197	91.20%
Overvotes	0	0.00%
Undervotes	19	8.80%
Contest Totals	216	100.00%

Republican for County Council Seat B

Vote For 1

	TOTAL	VOTE %
COLLEEN BONNER	150	69.44%
NICK LOPEZ	61	28.24%
Total Votes Cast	211	97.69%
Overvotes	0	0.00%
Undervotes	5	2.31%
Contest Totals	216	100.00%

Republican for County Assessor

Vote For 1

	TOTAL	VOTE %
BOB ADAMS	139	64.35%
TODD M. GRIFFIN	70	32.41%
Total Votes Cast	209	96.76%
Overvotes	0	0.00%
Undervotes	7	3.24%
Contest Totals	216	100.00%

411 County Wild Mare

Statistics TOTAL

Registered Voters - Total	307
Registered Voters - Republican	307
Registered Voters - NONPARTISAN	0
Ballots Cast - Total	153
Ballots Cast - Republican	153
Ballots Cast - NONPARTISAN	0
Ballots Cast - Blank	0
Voter Turnout - Total	49.84%
Voter Turnout - Republican	49.84%
Voter Turnout - NONPARTISAN	0.00%

Republican for US Senate

Vote For 1

	TOTAL	VOTE %
JOHN CURTIS	76	49.67%
TRENT STAGGS	36	23.53%
JASON J. WALTON	30	19.61%
BRAD WILSON	8	5.23%
Total Votes Cast	150	98.04%
Overvotes	0	0.00%
Undervotes	3	1.96%
Contest Totals	153	100.00%

Republican for US House District 3

Vote For 1

	TOTAL	VOTE %
MIKE KENNEDY	62	40.52%
CASE LAWRENCE	47	30.72%
JR BIRD	19	12.42%
JOHN "FRUGAL" DOUGALL	12	7.84%
STEWART PEAY	6	3.92%
Total Votes Cast	146	95.42%
Overvotes	0	0.00%
Undervotes	7	4.58%
Contest Totals	153	100.00%

Republican for Governor and Lieutenant Governor

Vote For 1

	TOTAL	VOTE %
PHIL LYMAN/ NATALIE CLAWSON	77	50.33%
SPENCER J. COX/ DEIDRE M. HENDERSON	76	49.67%
Total Votes Cast	153	100.00%
Overvotes	0	0.00%
Undervotes	0	0.00%
Contest Totals	153	100.00%

411 County Wild Mare

Republican for Attorney General

Vote For 1

	TOTAL	VOTE %
DEREK BROWN	81	52.94%
FRANK DEMCY MYLAR	37	24.18%
RACHEL TERRY	22	14.38%
Total Votes Cast	140	91.50%
Overvotes	0	0.00%
Undervotes	13	8.50%
Contest Totals	153	100.00%

Republican for State Auditor

Vote For 1

	TOTAL	VOTE %
TINA CANNON	90	58.82%
RICKY HATCH	50	32.68%
Total Votes Cast	140	91.50%
Overvotes	0	0.00%
Undervotes	13	8.50%
Contest Totals	153	100.00%

Republican for County Council Seat B

Vote For 1

	TOTAL	VOTE %
COLLEEN BONNER	101	66.01%
NICK LOPEZ	48	31.37%
Total Votes Cast	149	97.39%
Overvotes	0	0.00%
Undervotes	4	2.61%
Contest Totals	153	100.00%

Republican for County Assessor

Vote For 1

	TOTAL	VOTE %
BOB ADAMS	93	60.78%
TODD M. GRIFFIN	51	33.33%
Total Votes Cast	144	94.12%
Overvotes	0	0.00%
Undervotes	9	5.88%
Contest Totals	153	100.00%

412 County Lake Creek Crossing

Statistics TOTAL

Registered Voters - Total	348
Registered Voters - Republican	348
Registered Voters - NONPARTISAN	0
Ballots Cast - Total	187
Ballots Cast - Republican	187
Ballots Cast - NONPARTISAN	0
Ballots Cast - Blank	0
Voter Turnout - Total	53.74%
Voter Turnout - Republican	53.74%
Voter Turnout - NONPARTISAN	0.00%

Republican for US Senate

Vote For 1

	TOTAL	VOTE %
JOHN CURTIS	82	43.85%
TRENT STAGGS	63	33.69%
BRAD WILSON	25	13.37%
JASON J. WALTON	15	8.02%
Total Votes Cast	185	98.93%
Overvotes	0	0.00%
Undervotes	2	1.07%
Contest Totals	187	100.00%

Republican for US House District 3

Vote For 1

	TOTAL	VOTE %
MIKE KENNEDY	95	50.80%
CASE LAWRENCE	44	23.53%
JR BIRD	21	11.23%
STEWART PEAY	16	8.56%
JOHN "FRUGAL" DOUGALL	7	3.74%
Total Votes Cast	183	97.86%
Overvotes	0	0.00%
Undervotes	4	2.14%
Contest Totals	187	100.00%

Republican for Governor and Lieutenant Governor

Vote For 1

	TOTAL	VOTE %
PHIL LYMAN/ NATALIE CLAWSON	100	53.48%
SPENCER J. COX/ DEIDRE M. HENDERSON	85	45.45%
Total Votes Cast	185	98.93%
Overvotes	1	0.53%
Undervotes	1	0.53%
Contest Totals	187	100.00%

412 County Lake Creek Crossing

Republican for Attorney General

Vote For 1

	TOTAL	VOTE %
DEREK BROWN	89	47.59%
FRANK DEMCY MYLAR	49	26.20%
RACHEL TERRY	44	23.53%
Total Votes Cast	182	97.33%
Overvotes	0	0.00%
Undervotes	5	2.67%
Contest Totals	187	100.00%

Republican for State Auditor

Vote For 1

	TOTAL	VOTE %
TINA CANNON	116	62.03%
RICKY HATCH	60	32.09%
Total Votes Cast	176	94.12%
Overvotes	0	0.00%
Undervotes	11	5.88%
Contest Totals	187	100.00%

Republican for County Council Seat B

Vote For 1

	TOTAL	VOTE %
COLLEEN BONNER	140	74.87%
NICK LOPEZ	43	22.99%
Total Votes Cast	183	97.86%
Overvotes	0	0.00%
Undervotes	4	2.14%
Contest Totals	187	100.00%

Republican for County Assessor

Vote For 1

	TOTAL	VOTE %
BOB ADAMS	143	76.47%
TODD M. GRIFFIN	38	20.32%
Total Votes Cast	181	96.79%
Overvotes	0	0.00%
Undervotes	6	3.21%
Contest Totals	187	100.00%

413 County Lake Creek Farms

Statistics	TOTAL
Registered Voters - Total	220
Registered Voters - Republican	220
Registered Voters - NONPARTISAN	0
Ballots Cast - Total	122
Ballots Cast - Republican	122
Ballots Cast - NONPARTISAN	0
Ballots Cast - Blank	0
Voter Turnout - Total	55.45%
Voter Turnout - Republican	55.45%
Voter Turnout - NONPARTISAN	0.00%

Republican for US Senate

Vote For 1	TOTAL	VOTE %
JOHN CURTIS	60	49.18%
TRENT STAGGS	38	31.15%
BRAD WILSON	11	9.02%
JASON J. WALTON	8	6.56%
Total Votes Cast	117	95.90%
Overvotes	0	0.00%
Undervotes	5	4.10%
Contest Totals	122	100.00%

Republican for US House District 3

Vote For 1	TOTAL	VOTE %
CASE LAWRENCE	42	34.43%
MIKE KENNEDY	40	32.79%
JR BIRD	14	11.48%
JOHN "FRUGAL" DOUGALL	13	10.66%
STEWART PEAY	9	7.38%
Total Votes Cast	118	96.72%
Overvotes	0	0.00%
Undervotes	4	3.28%
Contest Totals	122	100.00%

Republican for Governor and Lieutenant Governor

Vote For 1	TOTAL	VOTE %
SPENCER J. COX/ DEIDRE M. HENDERSON	64	52.46%
PHIL LYMAN/ NATALIE CLAWSON	55	45.08%
Total Votes Cast	119	97.54%
Overvotes	0	0.00%
Undervotes	3	2.46%
Contest Totals	122	100.00%

413 County Lake Creek Farms

Republican for Attorney General

Vote For 1

	TOTAL	VOTE %
DEREK BROWN	60	49.18%
RACHEL TERRY	27	22.13%
FRANK DEMCY MYLAR	25	20.49%
Total Votes Cast	112	91.80%
Overvotes	0	0.00%
Undervotes	10	8.20%
Contest Totals	122	100.00%

Republican for State Auditor

Vote For 1

	TOTAL	VOTE %
TINA CANNON	82	67.21%
RICKY HATCH	29	23.77%
Total Votes Cast	111	90.98%
Overvotes	0	0.00%
Undervotes	11	9.02%
Contest Totals	122	100.00%

Republican for County Council Seat B

Vote For 1

	TOTAL	VOTE %
COLLEEN BONNER	85	69.67%
NICK LOPEZ	34	27.87%
Total Votes Cast	119	97.54%
Overvotes	0	0.00%
Undervotes	3	2.46%
Contest Totals	122	100.00%

Republican for County Assessor

Vote For 1

	TOTAL	VOTE %
BOB ADAMS	78	63.93%
TODD M. GRIFFIN	35	28.69%
Total Votes Cast	113	92.62%
Overvotes	0	0.00%
Undervotes	9	7.38%
Contest Totals	122	100.00%

414 County Timberlakes

Statistics	TOTAL
Registered Voters - Total	308
Registered Voters - Republican	308
Registered Voters - NONPARTISAN	0
Ballots Cast - Total	115
Ballots Cast - Republican	115
Ballots Cast - NONPARTISAN	0
Ballots Cast - Blank	0
Voter Turnout - Total	37.34%
Voter Turnout - Republican	37.34%
Voter Turnout - NONPARTISAN	0.00%

Republican for US Senate

Vote For 1	TOTAL	VOTE %
TRENT STAGGS	47	40.87%
JOHN CURTIS	44	38.26%
BRAD WILSON	13	11.30%
JASON J. WALTON	10	8.70%
Total Votes Cast	114	99.13%
Overvotes	0	0.00%
Undervotes	1	0.87%
Contest Totals	115	100.00%

Republican for US House District 3

Vote For 1	TOTAL	VOTE %
MIKE KENNEDY	57	49.57%
CASE LAWRENCE	24	20.87%
JR BIRD	18	15.65%
JOHN "FRUGAL" DOUGALL	11	9.57%
STEWART PEAY	4	3.48%
Total Votes Cast	114	99.13%
Overvotes	0	0.00%
Undervotes	1	0.87%
Contest Totals	115	100.00%

Republican for Governor and Lieutenant Governor

Vote For 1	TOTAL	VOTE %
PHIL LYMAN/ NATALIE CLAWSON	60	52.17%
SPENCER J. COX/ DEIDRE M. HENDERSON	54	46.96%
Total Votes Cast	114	99.13%
Overvotes	0	0.00%
Undervotes	1	0.87%
Contest Totals	115	100.00%

414 County Timberlakes

Republican for Attorney General

Vote For 1

	TOTAL	VOTE %
DEREK BROWN	45	39.13%
FRANK DEMCY MYLAR	40	34.78%
RACHEL TERRY	25	21.74%
Total Votes Cast	110	95.65%
Overvotes	0	0.00%
Undervotes	5	4.35%
Contest Totals	115	100.00%

Republican for State Auditor

Vote For 1

	TOTAL	VOTE %
TINA CANNON	65	56.52%
RICKY HATCH	45	39.13%
Total Votes Cast	110	95.65%
Overvotes	0	0.00%
Undervotes	5	4.35%
Contest Totals	115	100.00%

Republican for County Council Seat B

Vote For 1

	TOTAL	VOTE %
COLLEEN BONNER	77	66.96%
NICK LOPEZ	34	29.57%
Total Votes Cast	111	96.52%
Overvotes	0	0.00%
Undervotes	4	3.48%
Contest Totals	115	100.00%

Republican for County Assessor

Vote For 1

	TOTAL	VOTE %
BOB ADAMS	91	79.13%
TODD M. GRIFFIN	23	20.00%
Total Votes Cast	114	99.13%
Overvotes	0	0.00%
Undervotes	1	0.87%
Contest Totals	115	100.00%

415 County NE

Statistics	TOTAL
Registered Voters - Total	312
Registered Voters - Republican	312
Registered Voters - NONPARTISAN	0
Ballots Cast - Total	142
Ballots Cast - Republican	142
Ballots Cast - NONPARTISAN	0
Ballots Cast - Blank	0
Voter Turnout - Total	45.51%
Voter Turnout - Republican	45.51%
Voter Turnout - NONPARTISAN	0.00%

Republican for US Senate

Vote For 1	TOTAL	VOTE %
JOHN CURTIS	62	43.66%
TRENT STAGGS	54	38.03%
JASON J. WALTON	15	10.56%
BRAD WILSON	9	6.34%
Total Votes Cast	140	98.59%
Overvotes	0	0.00%
Undervotes	2	1.41%
Contest Totals	142	100.00%

Republican for US House District 3

Vote For 1	TOTAL	VOTE %
MIKE KENNEDY	60	42.25%
CASE LAWRENCE	25	17.61%
JOHN "FRUGAL" DOUGALL	21	14.79%
JR BIRD	15	10.56%
STEWART PEAY	10	7.04%
Total Votes Cast	131	92.25%
Overvotes	0	0.00%
Undervotes	11	7.75%
Contest Totals	142	100.00%

Republican for Governor and Lieutenant Governor

Vote For 1	TOTAL	VOTE %
PHIL LYMAN/ NATALIE CLAWSON	78	54.93%
SPENCER J. COX/ DEIDRE M. HENDERSON	64	45.07%
Total Votes Cast	142	100.00%
Overvotes	0	0.00%
Undervotes	0	0.00%
Contest Totals	142	100.00%

415 County NE

Republican for Attorney General

Vote For 1

	TOTAL	VOTE %
DEREK BROWN	52	36.62%
FRANK DEMCY MYLAR	50	35.21%
RACHEL TERRY	22	15.49%
Total Votes Cast	124	87.32%
Overvotes	0	0.00%
Undervotes	18	12.68%
Contest Totals	142	100.00%

Republican for State Auditor

Vote For 1

	TOTAL	VOTE %
TINA CANNON	80	56.34%
RICKY HATCH	41	28.87%
Total Votes Cast	121	85.21%
Overvotes	0	0.00%
Undervotes	21	14.79%
Contest Totals	142	100.00%

Republican for County Council Seat B

Vote For 1

	TOTAL	VOTE %
COLLEEN BONNER	66	46.48%
NICK LOPEZ	59	41.55%
Total Votes Cast	125	88.03%
Overvotes	0	0.00%
Undervotes	17	11.97%
Contest Totals	142	100.00%

Republican for County Assessor

Vote For 1

	TOTAL	VOTE %
BOB ADAMS	122	85.92%
TODD M. GRIFFIN	12	8.45%
Total Votes Cast	134	94.37%
Overvotes	0	0.00%
Undervotes	8	5.63%
Contest Totals	142	100.00%

416 County Jordanelle W

Statistics	TOTAL
Registered Voters - Total	190
Registered Voters - Republican	190
Registered Voters - NONPARTISAN	0
Ballots Cast - Total	73
Ballots Cast - Republican	73
Ballots Cast - NONPARTISAN	0
Ballots Cast - Blank	0
Voter Turnout - Total	38.42%
Voter Turnout - Republican	38.42%
Voter Turnout - NONPARTISAN	0.00%

Republican for US Senate

Vote For 1	TOTAL	VOTE %
JOHN CURTIS	33	45.21%
TRENT STAGGS	27	36.99%
BRAD WILSON	7	9.59%
JASON J. WALTON	4	5.48%
Total Votes Cast	71	97.26%
Overvotes	0	0.00%
Undervotes	2	2.74%
Contest Totals	73	100.00%

Republican for US House District 3

Vote For 1	TOTAL	VOTE %
MIKE KENNEDY	31	42.47%
JOHN "FRUGAL" DOUGALL	15	20.55%
STEWART PEAY	12	16.44%
JR BIRD	8	10.96%
CASE LAWRENCE	4	5.48%
Total Votes Cast	70	95.89%
Overvotes	0	0.00%
Undervotes	3	4.11%
Contest Totals	73	100.00%

Republican for Governor and Lieutenant Governor

Vote For 1	TOTAL	VOTE %
SPENCER J. COX/ DEIDRE M. HENDERSON	47	64.38%
PHIL LYMAN/ NATALIE CLAWSON	25	34.25%
Total Votes Cast	72	98.63%
Overvotes	1	1.37%
Undervotes	0	0.00%
Contest Totals	73	100.00%

416 County Jordanelle W

Republican for Attorney General

Vote For 1

	TOTAL	VOTE %
RACHEL TERRY	26	35.62%
DEREK BROWN	22	30.14%
FRANK DEMCY MYLAR	21	28.77%
Total Votes Cast	69	94.52%
Overvotes	0	0.00%
Undervotes	4	5.48%
Contest Totals	73	100.00%

Republican for State Auditor

Vote For 1

	TOTAL	VOTE %
TINA CANNON	41	56.16%
RICKY HATCH	27	36.99%
Total Votes Cast	68	93.15%
Overvotes	0	0.00%
Undervotes	5	6.85%
Contest Totals	73	100.00%

Republican for County Council Seat B

Vote For 1

	TOTAL	VOTE %
NICK LOPEZ	39	53.42%
COLLEEN BONNER	25	34.25%
Total Votes Cast	64	87.67%
Overvotes	0	0.00%
Undervotes	9	12.33%
Contest Totals	73	100.00%

Republican for County Assessor

Vote For 1

	TOTAL	VOTE %
BOB ADAMS	63	86.30%
TODD M. GRIFFIN	6	8.22%
Total Votes Cast	69	94.52%
Overvotes	0	0.00%
Undervotes	4	5.48%
Contest Totals	73	100.00%

417 County Jordanelle N

Statistics	TOTAL
Registered Voters - Total	239
Registered Voters - Republican	239
Registered Voters - NONPARTISAN	0
Ballots Cast - Total	95
Ballots Cast - Republican	95
Ballots Cast - NONPARTISAN	0
Ballots Cast - Blank	0
Voter Turnout - Total	39.75%
Voter Turnout - Republican	39.75%
Voter Turnout - NONPARTISAN	0.00%

Republican for US Senate

Vote For 1	TOTAL	VOTE %
JOHN CURTIS	50	52.63%
TRENT STAGGS	25	26.32%
JASON J. WALTON	9	9.47%
BRAD WILSON	8	8.42%
Total Votes Cast	92	96.84%
Overvotes	0	0.00%
Undervotes	3	3.16%
Contest Totals	95	100.00%

Republican for US House District 3

Vote For 1	TOTAL	VOTE %
MIKE KENNEDY	34	35.79%
CASE LAWRENCE	18	18.95%
JOHN "FRUGAL" DOUGALL	15	15.79%
JR BIRD	12	12.63%
STEWART PEAY	11	11.58%
Total Votes Cast	90	94.74%
Overvotes	0	0.00%
Undervotes	5	5.26%
Contest Totals	95	100.00%

Republican for Governor and Lieutenant Governor

Vote For 1	TOTAL	VOTE %
SPENCER J. COX/ DEIDRE M. HENDERSON	63	66.32%
PHIL LYMAN/ NATALIE CLAWSON	31	32.63%
Total Votes Cast	94	98.95%
Overvotes	0	0.00%
Undervotes	1	1.05%
Contest Totals	95	100.00%

417 County Jordanelle N

Republican for Attorney General

Vote For 1	TOTAL	VOTE %
DEREK BROWN	42	44.21%
FRANK DEMCY MYLAR	24	25.26%
RACHEL TERRY	17	17.89%
Total Votes Cast	83	87.37%
Overvotes	0	0.00%
Undervotes	12	12.63%
Contest Totals	95	100.00%

Republican for State Auditor

Vote For 1	TOTAL	VOTE %
TINA CANNON	59	62.11%
RICKY HATCH	26	27.37%
Total Votes Cast	85	89.47%
Overvotes	0	0.00%
Undervotes	10	10.53%
Contest Totals	95	100.00%

Republican for County Council Seat B

Vote For 1	TOTAL	VOTE %
NICK LOPEZ	45	47.37%
COLLEEN BONNER	40	42.11%
Total Votes Cast	85	89.47%
Overvotes	0	0.00%
Undervotes	10	10.53%
Contest Totals	95	100.00%

Republican for County Assessor

Vote For 1	TOTAL	VOTE %
BOB ADAMS	73	76.84%
TODD M. GRIFFIN	14	14.74%
Total Votes Cast	87	91.58%
Overvotes	0	0.00%
Undervotes	8	8.42%
Contest Totals	95	100.00%

500 Heber City Airport

Statistics	TOTAL
Registered Voters - Total	108
Registered Voters - Republican	108
Registered Voters - NONPARTISAN	0
Ballots Cast - Total	37
Ballots Cast - Republican	37
Ballots Cast - NONPARTISAN	0
Ballots Cast - Blank	0
Voter Turnout - Total	34.26%
Voter Turnout - Republican	34.26%
Voter Turnout - NONPARTISAN	0.00%

Republican for US Senate

Vote For 1	TOTAL	VOTE %
JOHN CURTIS	21	56.76%
TRENT STAGGS	9	24.32%
BRAD WILSON	4	10.81%
JASON J. WALTON	3	8.11%
Total Votes Cast	37	100.00%
Overvotes	0	0.00%
Undervotes	0	0.00%
Contest Totals	37	100.00%

Republican for US House District 3

Vote For 1	TOTAL	VOTE %
MIKE KENNEDY	12	32.43%
JOHN "FRUGAL" DOUGALL	8	21.62%
JR BIRD	7	18.92%
CASE LAWRENCE	7	18.92%
STEWART PEAY	3	8.11%
Total Votes Cast	37	100.00%
Overvotes	0	0.00%
Undervotes	0	0.00%
Contest Totals	37	100.00%

Republican for Governor and Lieutenant Governor

Vote For 1	TOTAL	VOTE %
SPENCER J. COX/ DEIDRE M. HENDERSON	18	48.65%
PHIL LYMAN/ NATALIE CLAWSON	18	48.65%
Total Votes Cast	36	97.30%
Overvotes	1	2.70%
Undervotes	0	0.00%
Contest Totals	37	100.00%

500 Heber City Airport

Republican for Attorney General

Vote For 1

	TOTAL	VOTE %
RACHEL TERRY	14	37.84%
FRANK DEMCY MYLAR	13	35.14%
DEREK BROWN	10	27.03%
Total Votes Cast	37	100.00%
Overvotes	0	0.00%
Undervotes	0	0.00%
Contest Totals	37	100.00%

Republican for State Auditor

Vote For 1

	TOTAL	VOTE %
TINA CANNON	21	56.76%
RICKY HATCH	14	37.84%
Total Votes Cast	35	94.59%
Overvotes	0	0.00%
Undervotes	2	5.41%
Contest Totals	37	100.00%

Republican for County Council Seat B

Vote For 1

	TOTAL	VOTE %
COLLEEN BONNER	17	45.95%
NICK LOPEZ	17	45.95%
Total Votes Cast	34	91.89%
Overvotes	0	0.00%
Undervotes	3	8.11%
Contest Totals	37	100.00%

Republican for County Assessor

Vote For 1

	TOTAL	VOTE %
BOB ADAMS	24	64.86%
TODD M. GRIFFIN	10	27.03%
Total Votes Cast	34	91.89%
Overvotes	0	0.00%
Undervotes	3	8.11%
Contest Totals	37	100.00%

501 Heber S

Statistics	TOTAL
Registered Voters - Total	62
Registered Voters - Republican	62
Registered Voters - NONPARTISAN	0
Ballots Cast - Total	12
Ballots Cast - Republican	12
Ballots Cast - NONPARTISAN	0
Ballots Cast - Blank	0
Voter Turnout - Total	19.35%
Voter Turnout - Republican	19.35%
Voter Turnout - NONPARTISAN	0.00%

Republican for US Senate

Vote For 1	TOTAL	VOTE %
BRAD WILSON	6	50.00%
TRENT STAGGS	3	25.00%
JOHN CURTIS	2	16.67%
JASON J. WALTON	1	8.33%
Total Votes Cast	12	100.00%
Overvotes	0	0.00%
Undervotes	0	0.00%
Contest Totals	12	100.00%

Republican for US House District 3

Vote For 1	TOTAL	VOTE %
MIKE KENNEDY	7	58.33%
JR BIRD	2	16.67%
JOHN "FRUGAL" DOUGALL	2	16.67%
CASE LAWRENCE	1	8.33%
STEWART PEAY	0	0.00%
Total Votes Cast	12	100.00%
Overvotes	0	0.00%
Undervotes	0	0.00%
Contest Totals	12	100.00%

Republican for Governor and Lieutenant Governor

Vote For 1	TOTAL	VOTE %
PHIL LYMAN/ NATALIE CLAWSON	11	91.67%
SPENCER J. COX/ DEIDRE M. HENDERSON	1	8.33%
Total Votes Cast	12	100.00%
Overvotes	0	0.00%
Undervotes	0	0.00%
Contest Totals	12	100.00%

501 Heber S

Republican for Attorney General

Vote For 1

	TOTAL	VOTE %
FRANK DEMCY MYLAR	6	50.00%
DEREK BROWN	3	25.00%
RACHEL TERRY	3	25.00%
Total Votes Cast	12	100.00%
Overvotes	0	0.00%
Undervotes	0	0.00%
Contest Totals	12	100.00%

Republican for State Auditor

Vote For 1

	TOTAL	VOTE %
TINA CANNON	6	50.00%
RICKY HATCH	6	50.00%
Total Votes Cast	12	100.00%
Overvotes	0	0.00%
Undervotes	0	0.00%
Contest Totals	12	100.00%

Republican for County Council Seat B

Vote For 1

	TOTAL	VOTE %
NICK LOPEZ	9	75.00%
COLLEEN BONNER	3	25.00%
Total Votes Cast	12	100.00%
Overvotes	0	0.00%
Undervotes	0	0.00%
Contest Totals	12	100.00%

Republican for County Assessor

Vote For 1

	TOTAL	VOTE %
BOB ADAMS	6	50.00%
TODD M. GRIFFIN	5	41.67%
Total Votes Cast	11	91.67%
Overvotes	0	0.00%
Undervotes	1	8.33%
Contest Totals	12	100.00%

502 Heber - Wheeler Park

Statistics	TOTAL
Registered Voters - Total	201
Registered Voters - Republican	201
Registered Voters - NONPARTISAN	0
Ballots Cast - Total	83
Ballots Cast - Republican	83
Ballots Cast - NONPARTISAN	0
Ballots Cast - Blank	0
Voter Turnout - Total	41.29%
Voter Turnout - Republican	41.29%
Voter Turnout - NONPARTISAN	0.00%

Republican for US Senate

Vote For 1	TOTAL	VOTE %
JOHN CURTIS	50	60.24%
TRENT STAGGS	23	27.71%
BRAD WILSON	7	8.43%
JASON J. WALTON	2	2.41%
Total Votes Cast	82	98.80%
Overvotes	0	0.00%
Undervotes	1	1.20%
Contest Totals	83	100.00%

Republican for US House District 3

Vote For 1	TOTAL	VOTE %
MIKE KENNEDY	27	32.53%
JR BIRD	18	21.69%
CASE LAWRENCE	18	21.69%
JOHN "FRUGAL" DOUGALL	12	14.46%
STEWART PEAY	4	4.82%
Total Votes Cast	79	95.18%
Overvotes	0	0.00%
Undervotes	4	4.82%
Contest Totals	83	100.00%

Republican for Governor and Lieutenant Governor

Vote For 1	TOTAL	VOTE %
PHIL LYMAN/ NATALIE CLAWSON	42	50.60%
SPENCER J. COX/ DEIDRE M. HENDERSON	39	46.99%
Total Votes Cast	81	97.59%
Overvotes	0	0.00%
Undervotes	2	2.41%
Contest Totals	83	100.00%

502 Heber - Wheeler Park

Republican for Attorney General

Vote For 1

	TOTAL	VOTE %
RACHEL TERRY	31	37.35%
DEREK BROWN	29	34.94%
FRANK DEMCY MYLAR	19	22.89%
Total Votes Cast	79	95.18%
Overvotes	0	0.00%
Undervotes	4	4.82%
Contest Totals	83	100.00%

Republican for State Auditor

Vote For 1

	TOTAL	VOTE %
RICKY HATCH	43	51.81%
TINA CANNON	38	45.78%
Total Votes Cast	81	97.59%
Overvotes	0	0.00%
Undervotes	2	2.41%
Contest Totals	83	100.00%

Republican for County Council Seat B

Vote For 1

	TOTAL	VOTE %
COLLEEN BONNER	47	56.63%
NICK LOPEZ	35	42.17%
Total Votes Cast	82	98.80%
Overvotes	0	0.00%
Undervotes	1	1.20%
Contest Totals	83	100.00%

Republican for County Assessor

Vote For 1

	TOTAL	VOTE %
BOB ADAMS	48	57.83%
TODD M. GRIFFIN	33	39.76%
Total Votes Cast	81	97.59%
Overvotes	0	0.00%
Undervotes	2	2.41%
Contest Totals	83	100.00%

503 Heber City Wheeler E

Statistics	TOTAL
Registered Voters - Total	124
Registered Voters - Republican	124
Registered Voters - NONPARTISAN	0
Ballots Cast - Total	71
Ballots Cast - Republican	71
Ballots Cast - NONPARTISAN	0
Ballots Cast - Blank	0
Voter Turnout - Total	57.26%
Voter Turnout - Republican	57.26%
Voter Turnout - NONPARTISAN	0.00%

Republican for US Senate

Vote For 1	TOTAL	VOTE %
JOHN CURTIS	43	60.56%
TRENT STAGGS	13	18.31%
BRAD WILSON	12	16.90%
JASON J. WALTON	3	4.23%
Total Votes Cast	71	100.00%
Overvotes	0	0.00%
Undervotes	0	0.00%
Contest Totals	71	100.00%

Republican for US House District 3

Vote For 1	TOTAL	VOTE %
MIKE KENNEDY	32	45.07%
CASE LAWRENCE	16	22.54%
JR BIRD	13	18.31%
STEWART PEAY	7	9.86%
JOHN "FRUGAL" DOUGALL	1	1.41%
Total Votes Cast	69	97.18%
Overvotes	0	0.00%
Undervotes	2	2.82%
Contest Totals	71	100.00%

Republican for Governor and Lieutenant Governor

Vote For 1	TOTAL	VOTE %
SPENCER J. COX/ DEIDRE M. HENDERSON	42	59.15%
PHIL LYMAN/ NATALIE CLAWSON	29	40.85%
Total Votes Cast	71	100.00%
Overvotes	0	0.00%
Undervotes	0	0.00%
Contest Totals	71	100.00%

503 Heber City Wheeler E

Republican for Attorney General

Vote For 1

	TOTAL	VOTE %
DEREK BROWN	32	45.07%
RACHEL TERRY	18	25.35%
FRANK DEMCY MYLAR	17	23.94%
Total Votes Cast	67	94.37%
Overvotes	0	0.00%
Undervotes	4	5.63%
Contest Totals	71	100.00%

Republican for State Auditor

Vote For 1

	TOTAL	VOTE %
RICKY HATCH	34	47.89%
TINA CANNON	30	42.25%
Total Votes Cast	64	90.14%
Overvotes	0	0.00%
Undervotes	7	9.86%
Contest Totals	71	100.00%

Republican for County Council Seat B

Vote For 1

	TOTAL	VOTE %
COLLEEN BONNER	41	57.75%
NICK LOPEZ	29	40.85%
Total Votes Cast	70	98.59%
Overvotes	0	0.00%
Undervotes	1	1.41%
Contest Totals	71	100.00%

Republican for County Assessor

Vote For 1

	TOTAL	VOTE %
TODD M. GRIFFIN	53	74.65%
BOB ADAMS	13	18.31%
Total Votes Cast	66	92.96%
Overvotes	0	0.00%
Undervotes	5	7.04%
Contest Totals	71	100.00%

504 Heber City SE

Statistics	TOTAL
Registered Voters - Total	339
Registered Voters - Republican	339
Registered Voters - NONPARTISAN	0
Ballots Cast - Total	138
Ballots Cast - Republican	138
Ballots Cast - NONPARTISAN	0
Ballots Cast - Blank	0
Voter Turnout - Total	40.71%
Voter Turnout - Republican	40.71%
Voter Turnout - NONPARTISAN	0.00%

Republican for US Senate

Vote For 1	TOTAL	VOTE %
JOHN CURTIS	71	51.45%
TRENT STAGGS	37	26.81%
BRAD WILSON	13	9.42%
JASON J. WALTON	12	8.70%
Total Votes Cast	133	96.38%
Overvotes	0	0.00%
Undervotes	5	3.62%
Contest Totals	138	100.00%

Republican for US House District 3

Vote For 1	TOTAL	VOTE %
MIKE KENNEDY	48	34.78%
CASE LAWRENCE	26	18.84%
JOHN "FRUGAL" DOUGALL	20	14.49%
JR BIRD	17	12.32%
STEWART PEAY	16	11.59%
Total Votes Cast	127	92.03%
Overvotes	0	0.00%
Undervotes	11	7.97%
Contest Totals	138	100.00%

Republican for Governor and Lieutenant Governor

Vote For 1	TOTAL	VOTE %
SPENCER J. COX/ DEIDRE M. HENDERSON	74	53.62%
PHIL LYMAN/ NATALIE CLAWSON	64	46.38%
Total Votes Cast	138	100.00%
Overvotes	0	0.00%
Undervotes	0	0.00%
Contest Totals	138	100.00%

504 Heber City SE

Republican for Attorney General

Vote For 1

	TOTAL	VOTE %
DEREK BROWN	62	44.93%
FRANK DEMCY MYLAR	33	23.91%
RACHEL TERRY	33	23.91%
Total Votes Cast	128	92.75%
Overvotes	0	0.00%
Undervotes	10	7.25%
Contest Totals	138	100.00%

Republican for State Auditor

Vote For 1

	TOTAL	VOTE %
TINA CANNON	69	50.00%
RICKY HATCH	59	42.75%
Total Votes Cast	128	92.75%
Overvotes	0	0.00%
Undervotes	10	7.25%
Contest Totals	138	100.00%

Republican for County Council Seat B

Vote For 1

	TOTAL	VOTE %
COLLEEN BONNER	83	60.14%
NICK LOPEZ	52	37.68%
Total Votes Cast	135	97.83%
Overvotes	0	0.00%
Undervotes	3	2.17%
Contest Totals	138	100.00%

Republican for County Assessor

Vote For 1

	TOTAL	VOTE %
BOB ADAMS	93	67.39%
TODD M. GRIFFIN	38	27.54%
Total Votes Cast	131	94.93%
Overvotes	0	0.00%
Undervotes	7	5.07%
Contest Totals	138	100.00%

520 Daniel Town

Statistics	TOTAL
Registered Voters - Total	370
Registered Voters - Republican	370
Registered Voters - NONPARTISAN	0
Ballots Cast - Total	185
Ballots Cast - Republican	185
Ballots Cast - NONPARTISAN	0
Ballots Cast - Blank	0
Voter Turnout - Total	50.00%
Voter Turnout - Republican	50.00%
Voter Turnout - NONPARTISAN	0.00%

Republican for US Senate

Vote For 1	TOTAL	VOTE %
JOHN CURTIS	95	51.35%
TRENT STAGGS	51	27.57%
BRAD WILSON	25	13.51%
JASON J. WALTON	10	5.41%
Total Votes Cast	181	97.84%
Overvotes	0	0.00%
Undervotes	4	2.16%
Contest Totals	185	100.00%

Republican for US House District 3

Vote For 1	TOTAL	VOTE %
MIKE KENNEDY	71	38.38%
CASE LAWRENCE	44	23.78%
JR BIRD	38	20.54%
JOHN "FRUGAL" DOUGALL	16	8.65%
STEWART PEAY	10	5.41%
Total Votes Cast	179	96.76%
Overvotes	0	0.00%
Undervotes	6	3.24%
Contest Totals	185	100.00%

Republican for Governor and Lieutenant Governor

Vote For 1	TOTAL	VOTE %
PHIL LYMAN/ NATALIE CLAWSON	107	57.84%
SPENCER J. COX/ DEIDRE M. HENDERSON	77	41.62%
Total Votes Cast	184	99.46%
Overvotes	0	0.00%
Undervotes	1	0.54%
Contest Totals	185	100.00%

520 Daniel Town

Republican for Attorney General

Vote For 1

	TOTAL	VOTE %
DEREK BROWN	98	52.97%
FRANK DEMCY MYLAR	40	21.62%
RACHEL TERRY	34	18.38%
Total Votes Cast	172	92.97%
Overvotes	0	0.00%
Undervotes	13	7.03%
Contest Totals	185	100.00%

Republican for State Auditor

Vote For 1

	TOTAL	VOTE %
TINA CANNON	118	63.78%
RICKY HATCH	56	30.27%
Total Votes Cast	174	94.05%
Overvotes	0	0.00%
Undervotes	11	5.95%
Contest Totals	185	100.00%

Republican for County Council Seat B

Vote For 1

	TOTAL	VOTE %
COLLEEN BONNER	133	71.89%
NICK LOPEZ	50	27.03%
Total Votes Cast	183	98.92%
Overvotes	0	0.00%
Undervotes	2	1.08%
Contest Totals	185	100.00%

Republican for County Assessor

Vote For 1

	TOTAL	VOTE %
BOB ADAMS	120	64.86%
TODD M. GRIFFIN	61	32.97%
Total Votes Cast	181	97.84%
Overvotes	0	0.00%
Undervotes	4	2.16%
Contest Totals	185	100.00%

530 Charleston Town

Statistics	TOTAL
Registered Voters - Total	199
Registered Voters - Republican	199
Registered Voters - NONPARTISAN	0
Ballots Cast - Total	111
Ballots Cast - Republican	111
Ballots Cast - NONPARTISAN	0
Ballots Cast - Blank	0
Voter Turnout - Total	55.78%
Voter Turnout - Republican	55.78%
Voter Turnout - NONPARTISAN	0.00%

Republican for US Senate

Vote For 1	TOTAL	VOTE %
JOHN CURTIS	59	53.15%
TRENT STAGGS	29	26.13%
JASON J. WALTON	12	10.81%
BRAD WILSON	11	9.91%
Total Votes Cast	111	100.00%
Overvotes	0	0.00%
Undervotes	0	0.00%
Contest Totals	111	100.00%

Republican for US House District 3

Vote For 1	TOTAL	VOTE %
MIKE KENNEDY	52	46.85%
CASE LAWRENCE	26	23.42%
JR BIRD	15	13.51%
JOHN "FRUGAL" DOUGALL	13	11.71%
STEWART PEAY	3	2.70%
Total Votes Cast	109	98.20%
Overvotes	0	0.00%
Undervotes	2	1.80%
Contest Totals	111	100.00%

Republican for Governor and Lieutenant Governor

Vote For 1	TOTAL	VOTE %
SPENCER J. COX/ DEIDRE M. HENDERSON	55	49.55%
PHIL LYMAN/ NATALIE CLAWSON	55	49.55%
Total Votes Cast	110	99.10%
Overvotes	0	0.00%
Undervotes	1	0.90%
Contest Totals	111	100.00%

530 Charleston Town

Republican for Attorney General

Vote For 1

	TOTAL	VOTE %
DEREK BROWN	48	43.24%
RACHEL TERRY	33	29.73%
FRANK DEMCY MYLAR	26	23.42%
Total Votes Cast	107	96.40%
Overvotes	0	0.00%
Undervotes	4	3.60%
Contest Totals	111	100.00%

Republican for State Auditor

Vote For 1

	TOTAL	VOTE %
TINA CANNON	68	61.26%
RICKY HATCH	36	32.43%
Total Votes Cast	104	93.69%
Overvotes	0	0.00%
Undervotes	7	6.31%
Contest Totals	111	100.00%

Republican for County Council Seat B

Vote For 1

	TOTAL	VOTE %
NICK LOPEZ	54	48.65%
COLLEEN BONNER	52	46.85%
Total Votes Cast	106	95.50%
Overvotes	0	0.00%
Undervotes	5	4.50%
Contest Totals	111	100.00%

Republican for County Assessor

Vote For 1

	TOTAL	VOTE %
BOB ADAMS	86	77.48%
TODD M. GRIFFIN	22	19.82%
Total Votes Cast	108	97.30%
Overvotes	0	0.00%
Undervotes	3	2.70%
Contest Totals	111	100.00%

540 Independence

Statistics	TOTAL
Registered Voters - Total	57
Registered Voters - Republican	57
Registered Voters - NONPARTISAN	0
Ballots Cast - Total	25
Ballots Cast - Republican	25
Ballots Cast - NONPARTISAN	0
Ballots Cast - Blank	0
Voter Turnout - Total	43.86%
Voter Turnout - Republican	43.86%
Voter Turnout - NONPARTISAN	0.00%

Republican for US Senate

Vote For 1		
	TOTAL	VOTE %
BRAD WILSON	8	32.00%
TRENT STAGGS	8	32.00%
JOHN CURTIS	5	20.00%
JASON J. WALTON	3	12.00%
Total Votes Cast	24	96.00%
Overvotes	0	0.00%
Undervotes	1	4.00%
Contest Totals	25	100.00%

Republican for US House District 3

Vote For 1		
	TOTAL	VOTE %
CASE LAWRENCE	8	32.00%
JOHN "FRUGAL" DOUGALL	5	20.00%
JR BIRD	4	16.00%
MIKE KENNEDY	4	16.00%
STEWART PEAY	4	16.00%
Total Votes Cast	25	100.00%
Overvotes	0	0.00%
Undervotes	0	0.00%
Contest Totals	25	100.00%

Republican for Governor and Lieutenant Governor

Vote For 1		
	TOTAL	VOTE %
PHIL LYMAN/ NATALIE CLAWSON	19	76.00%
SPENCER J. COX/ DEIDRE M. HENDERSON	6	24.00%
Total Votes Cast	25	100.00%
Overvotes	0	0.00%
Undervotes	0	0.00%
Contest Totals	25	100.00%

540 Independence

Republican for Attorney General

Vote For 1

	TOTAL	VOTE %
FRANK DEMCY MYLAR	10	40.00%
DEREK BROWN	8	32.00%
RACHEL TERRY	4	16.00%
Total Votes Cast	22	88.00%
Overvotes	0	0.00%
Undervotes	3	12.00%
Contest Totals	25	100.00%

Republican for State Auditor

Vote For 1

	TOTAL	VOTE %
TINA CANNON	13	52.00%
RICKY HATCH	9	36.00%
Total Votes Cast	22	88.00%
Overvotes	0	0.00%
Undervotes	3	12.00%
Contest Totals	25	100.00%

Republican for County Council Seat B

Vote For 1

	TOTAL	VOTE %
COLLEEN BONNER	17	68.00%
NICK LOPEZ	8	32.00%
Total Votes Cast	25	100.00%
Overvotes	0	0.00%
Undervotes	0	0.00%
Contest Totals	25	100.00%

Republican for County Assessor

Vote For 1

	TOTAL	VOTE %
BOB ADAMS	22	88.00%
TODD M. GRIFFIN	3	12.00%
Total Votes Cast	25	100.00%
Overvotes	0	0.00%
Undervotes	0	0.00%
Contest Totals	25	100.00%

550 Wallsburg Town

Statistics	TOTAL
Registered Voters - Total	131
Registered Voters - Republican	131
Registered Voters - NONPARTISAN	0
Ballots Cast - Total	78
Ballots Cast - Republican	78
Ballots Cast - NONPARTISAN	0
Ballots Cast - Blank	0
Voter Turnout - Total	59.54%
Voter Turnout - Republican	59.54%
Voter Turnout - NONPARTISAN	0.00%

Republican for US Senate

Vote For 1		
	TOTAL	VOTE %
JOHN CURTIS	33	42.31%
TRENT STAGGS	25	32.05%
BRAD WILSON	14	17.95%
JASON J. WALTON	4	5.13%
Total Votes Cast	76	97.44%
Overvotes	0	0.00%
Undervotes	2	2.56%
Contest Totals	78	100.00%

Republican for US House District 3

Vote For 1		
	TOTAL	VOTE %
MIKE KENNEDY	33	42.31%
CASE LAWRENCE	19	24.36%
JR BIRD	16	20.51%
STEWART PEAY	3	3.85%
JOHN "FRUGAL" DOUGALL	2	2.56%
Total Votes Cast	73	93.59%
Overvotes	0	0.00%
Undervotes	5	6.41%
Contest Totals	78	100.00%

Republican for Governor and Lieutenant Governor

Vote For 1		
	TOTAL	VOTE %
PHIL LYMAN/ NATALIE CLAWSON	50	64.10%
SPENCER J. COX/ DEIDRE M. HENDERSON	28	35.90%
Total Votes Cast	78	100.00%
Overvotes	0	0.00%
Undervotes	0	0.00%
Contest Totals	78	100.00%

550 Wallsburg Town

Republican for Attorney General

Vote For 1

	TOTAL	VOTE %
DEREK BROWN	35	44.87%
FRANK DEMCY MYLAR	23	29.49%
RACHEL TERRY	12	15.38%
Total Votes Cast	70	89.74%
Overvotes	0	0.00%
Undervotes	8	10.26%
Contest Totals	78	100.00%

Republican for State Auditor

Vote For 1

	TOTAL	VOTE %
TINA CANNON	43	55.13%
RICKY HATCH	22	28.21%
Total Votes Cast	65	83.33%
Overvotes	0	0.00%
Undervotes	13	16.67%
Contest Totals	78	100.00%

Republican for County Council Seat B

Vote For 1

	TOTAL	VOTE %
COLLEEN BONNER	58	74.36%
NICK LOPEZ	18	23.08%
Total Votes Cast	76	97.44%
Overvotes	0	0.00%
Undervotes	2	2.56%
Contest Totals	78	100.00%

Republican for County Assessor

Vote For 1

	TOTAL	VOTE %
TODD M. GRIFFIN	50	64.10%
BOB ADAMS	26	33.33%
Total Votes Cast	76	97.44%
Overvotes	0	0.00%
Undervotes	2	2.56%
Contest Totals	78	100.00%

560 County South Fields

Statistics TOTAL

Registered Voters - Total	236
Registered Voters - Republican	236
Registered Voters - NONPARTISAN	0
Ballots Cast - Total	116
Ballots Cast - Republican	116
Ballots Cast - NONPARTISAN	0
Ballots Cast - Blank	0
Voter Turnout - Total	49.15%
Voter Turnout - Republican	49.15%
Voter Turnout - NONPARTISAN	0.00%

Republican for US Senate

Vote For 1		
	TOTAL	VOTE %
JOHN CURTIS	66	56.90%
TRENT STAGGS	33	28.45%
JASON J. WALTON	8	6.90%
BRAD WILSON	7	6.03%
Total Votes Cast	114	98.28%
Overvotes	0	0.00%
Undervotes	2	1.72%
Contest Totals	116	100.00%

Republican for US House District 3

Vote For 1		
	TOTAL	VOTE %
CASE LAWRENCE	42	36.21%
MIKE KENNEDY	37	31.90%
JR BIRD	24	20.69%
STEWART PEAY	6	5.17%
JOHN "FRUGAL" DOUGALL	2	1.72%
Total Votes Cast	111	95.69%
Overvotes	0	0.00%
Undervotes	5	4.31%
Contest Totals	116	100.00%

Republican for Governor and Lieutenant Governor

Vote For 1		
	TOTAL	VOTE %
SPENCER J. COX/ DEIDRE M. HENDERSON	67	57.76%
PHIL LYMAN/ NATALIE CLAWSON	49	42.24%
Total Votes Cast	116	100.00%
Overvotes	0	0.00%
Undervotes	0	0.00%
Contest Totals	116	100.00%

560 County South Fields

Republican for Attorney General

Vote For 1

	TOTAL	VOTE %
DEREK BROWN	50	43.10%
FRANK DEMCY MYLAR	31	26.72%
RACHEL TERRY	28	24.14%
Total Votes Cast	109	93.97%
Overvotes	0	0.00%
Undervotes	7	6.03%
Contest Totals	116	100.00%

Republican for State Auditor

Vote For 1

	TOTAL	VOTE %
TINA CANNON	63	54.31%
RICKY HATCH	44	37.93%
Total Votes Cast	107	92.24%
Overvotes	0	0.00%
Undervotes	9	7.76%
Contest Totals	116	100.00%

Republican for County Council Seat B

Vote For 1

	TOTAL	VOTE %
COLLEEN BONNER	83	71.55%
NICK LOPEZ	30	25.86%
Total Votes Cast	113	97.41%
Overvotes	0	0.00%
Undervotes	3	2.59%
Contest Totals	116	100.00%

Republican for County Assessor

Vote For 1

	TOTAL	VOTE %
BOB ADAMS	71	61.21%
TODD M. GRIFFIN	41	35.34%
Total Votes Cast	112	96.55%
Overvotes	0	0.00%
Undervotes	4	3.45%
Contest Totals	116	100.00%

561 County South

Statistics	TOTAL
Registered Voters - Total	141
Registered Voters - Republican	141
Registered Voters - NONPARTISAN	0
Ballots Cast - Total	71
Ballots Cast - Republican	71
Ballots Cast - NONPARTISAN	0
Ballots Cast - Blank	0
Voter Turnout - Total	50.35%
Voter Turnout - Republican	50.35%
Voter Turnout - NONPARTISAN	0.00%

Republican for US Senate

Vote For 1	TOTAL	VOTE %
JOHN CURTIS	32	45.07%
TRENT STAGGS	19	26.76%
BRAD WILSON	12	16.90%
JASON J. WALTON	4	5.63%
Total Votes Cast	67	94.37%
Overvotes	0	0.00%
Undervotes	4	5.63%
Contest Totals	71	100.00%

Republican for US House District 3

Vote For 1	TOTAL	VOTE %
MIKE KENNEDY	34	47.89%
CASE LAWRENCE	19	26.76%
JR BIRD	13	18.31%
JOHN "FRUGAL" DOUGALL	4	5.63%
STEWART PEAY	0	0.00%
Total Votes Cast	70	98.59%
Overvotes	0	0.00%
Undervotes	1	1.41%
Contest Totals	71	100.00%

Republican for Governor and Lieutenant Governor

Vote For 1	TOTAL	VOTE %
PHIL LYMAN/ NATALIE CLAWSON	43	60.56%
SPENCER J. COX/ DEIDRE M. HENDERSON	26	36.62%
Total Votes Cast	69	97.18%
Overvotes	1	1.41%
Undervotes	1	1.41%
Contest Totals	71	100.00%

561 County South

Republican for Attorney General

Vote For 1		
	TOTAL	VOTE %
DEREK BROWN	31	43.66%
RACHEL TERRY	13	18.31%
FRANK DEMCY MYLAR	12	16.90%
Total Votes Cast	56	78.87%
Overvotes	0	0.00%
Undervotes	15	21.13%
Contest Totals	71	100.00%

Republican for State Auditor

Vote For 1		
	TOTAL	VOTE %
TINA CANNON	33	46.48%
RICKY HATCH	23	32.39%
Total Votes Cast	56	78.87%
Overvotes	0	0.00%
Undervotes	15	21.13%
Contest Totals	71	100.00%

Republican for County Council Seat B

Vote For 1		
	TOTAL	VOTE %
COLLEEN BONNER	53	74.65%
NICK LOPEZ	16	22.54%
Total Votes Cast	69	97.18%
Overvotes	0	0.00%
Undervotes	2	2.82%
Contest Totals	71	100.00%

Republican for County Assessor

Vote For 1		
	TOTAL	VOTE %
BOB ADAMS	34	47.89%
TODD M. GRIFFIN	29	40.85%
Total Votes Cast	63	88.73%
Overvotes	0	0.00%
Undervotes	8	11.27%
Contest Totals	71	100.00%

562 Wallsburg County

Statistics	TOTAL
Registered Voters - Total	300
Registered Voters - Republican	300
Registered Voters - NONPARTISAN	0
Ballots Cast - Total	150
Ballots Cast - Republican	150
Ballots Cast - NONPARTISAN	0
Ballots Cast - Blank	0
Voter Turnout - Total	50.00%
Voter Turnout - Republican	50.00%
Voter Turnout - NONPARTISAN	0.00%

Republican for US Senate

Vote For 1	TOTAL	VOTE %
JOHN CURTIS	70	46.67%
TRENT STAGGS	40	26.67%
BRAD WILSON	25	16.67%
JASON J. WALTON	14	9.33%
Total Votes Cast	149	99.33%
Overvotes	0	0.00%
Undervotes	1	0.67%
Contest Totals	150	100.00%

Republican for US House District 3

Vote For 1	TOTAL	VOTE %
MIKE KENNEDY	67	44.67%
CASE LAWRENCE	37	24.67%
JR BIRD	26	17.33%
JOHN "FRUGAL" DOUGALL	14	9.33%
STEWART PEAY	4	2.67%
Total Votes Cast	148	98.67%
Overvotes	0	0.00%
Undervotes	2	1.33%
Contest Totals	150	100.00%

Republican for Governor and Lieutenant Governor

Vote For 1	TOTAL	VOTE %
PHIL LYMAN/ NATALIE CLAWSON	81	54.00%
SPENCER J. COX/ DEIDRE M. HENDERSON	69	46.00%
Total Votes Cast	150	100.00%
Overvotes	0	0.00%
Undervotes	0	0.00%
Contest Totals	150	100.00%

562 Wallsburg County

Republican for Attorney General

Vote For 1

	TOTAL	VOTE %
DEREK BROWN	60	40.00%
FRANK DEMCY MYLAR	54	36.00%
RACHEL TERRY	32	21.33%
Total Votes Cast	146	97.33%
Overvotes	0	0.00%
Undervotes	4	2.67%
Contest Totals	150	100.00%

Republican for State Auditor

Vote For 1

	TOTAL	VOTE %
TINA CANNON	98	65.33%
RICKY HATCH	41	27.33%
Total Votes Cast	139	92.67%
Overvotes	0	0.00%
Undervotes	11	7.33%
Contest Totals	150	100.00%

Republican for County Council Seat B

Vote For 1

	TOTAL	VOTE %
COLLEEN BONNER	92	61.33%
NICK LOPEZ	57	38.00%
Total Votes Cast	149	99.33%
Overvotes	0	0.00%
Undervotes	1	0.67%
Contest Totals	150	100.00%

Republican for County Assessor

Vote For 1

	TOTAL	VOTE %
BOB ADAMS	120	80.00%
TODD M. GRIFFIN	28	18.67%
Total Votes Cast	148	98.67%
Overvotes	0	0.00%
Undervotes	2	1.33%
Contest Totals	150	100.00%

563 County Strawberry

Statistics	TOTAL
Registered Voters - Total	15
Registered Voters - Republican	15
Registered Voters - NONPARTISAN	0
Ballots Cast - Total	8
Ballots Cast - Republican	8
Ballots Cast - NONPARTISAN	0
Ballots Cast - Blank	0
Voter Turnout - Total	53.33%
Voter Turnout - Republican	53.33%
Voter Turnout - NONPARTISAN	0.00%

Republican for US Senate

Vote For 1	TOTAL	VOTE %
JOHN CURTIS	5	62.50%
TRENT STAGGS	2	25.00%
BRAD WILSON	1	12.50%
JASON J. WALTON	0	0.00%
Total Votes Cast	8	100.00%
Overvotes	0	0.00%
Undervotes	0	0.00%
Contest Totals	8	100.00%

Republican for US House District 3

Vote For 1	TOTAL	VOTE %
CASE LAWRENCE	5	62.50%
JR BIRD	2	25.00%
MIKE KENNEDY	1	12.50%
STEWART PEAY	0	0.00%
JOHN "FRUGAL" DOUGALL	0	0.00%
Total Votes Cast	8	100.00%
Overvotes	0	0.00%
Undervotes	0	0.00%
Contest Totals	8	100.00%

Republican for Governor and Lieutenant Governor

Vote For 1	TOTAL	VOTE %
PHIL LYMAN/ NATALIE CLAWSON	6	75.00%
SPENCER J. COX/ DEIDRE M. HENDERSON	2	25.00%
Total Votes Cast	8	100.00%
Overvotes	0	0.00%
Undervotes	0	0.00%
Contest Totals	8	100.00%

563 County Strawberry

Republican for Attorney General

Vote For 1

	TOTAL	VOTE %
DEREK BROWN	4	50.00%
FRANK DEMCY MYLAR	2	25.00%
RACHEL TERRY	2	25.00%
Total Votes Cast	8	100.00%
Overvotes	0	0.00%
Undervotes	0	0.00%
Contest Totals	8	100.00%

Republican for State Auditor

Vote For 1

	TOTAL	VOTE %
TINA CANNON	5	62.50%
RICKY HATCH	3	37.50%
Total Votes Cast	8	100.00%
Overvotes	0	0.00%
Undervotes	0	0.00%
Contest Totals	8	100.00%

Republican for County Council Seat B

Vote For 1

	TOTAL	VOTE %
COLLEEN BONNER	6	75.00%
NICK LOPEZ	2	25.00%
Total Votes Cast	8	100.00%
Overvotes	0	0.00%
Undervotes	0	0.00%
Contest Totals	8	100.00%

Republican for County Assessor

Vote For 1

	TOTAL	VOTE %
BOB ADAMS	5	62.50%
TODD M. GRIFFIN	3	37.50%
Total Votes Cast	8	100.00%
Overvotes	0	0.00%
Undervotes	0	0.00%
Contest Totals	8	100.00%

Federal

Statistics	TOTAL
Registered Voters - Total	0
Registered Voters - Republican	0
Registered Voters - NONPARTISAN	0
Ballots Cast - Total	0
Ballots Cast - Republican	0
Ballots Cast - NONPARTISAN	0
Ballots Cast - Blank	0
Voter Turnout - Total	0.00%
Voter Turnout - Republican	0.00%
Voter Turnout - NONPARTISAN	0.00%

Republican for US Senate

Vote For 1	TOTAL	VOTE %
JOHN CURTIS	0	
JASON J. WALTON	0	
BRAD WILSON	0	
TRENT STAGGS	0	
Total Votes Cast	0	
Overvotes	0	
Undervotes	0	
Contest Totals	0	

Republican for US House District 3

Vote For 1	TOTAL	VOTE %
JR BIRD	0	
MIKE KENNEDY	0	
CASE LAWRENCE	0	
STEWART PEAY	0	
JOHN "FRUGAL" DOUGALL	0	
Total Votes Cast	0	
Overvotes	0	
Undervotes	0	
Contest Totals	0	