

STATISTICS

	TOTAL
Registered Voters - Total	228,232
Registered Voters - Republican	211,283
Registered Voters - Nonpartisan	16,949
Ballots Cast - Total	94,070
Ballots Cast - Republican	92,045
Ballots Cast - Nonpartisan	2,025
Ballots Cast - Blank	19
Voter Turnout - Total	41.22%
Voter Turnout - Republican	43.56%
Voter Turnout - Nonpartisan	11.95%

Republican for US Senate

Vote For 1

	TOTAL	VOTE %
JOHN CURTIS	46,103	50.57%
TRENT STAGGS	31,098	34.11%
BRAD WILSON	8,729	9.57%
JASON J. WALTON	5,241	5.75%
Total Votes Cast	91,171	100.00%
Overvotes	24	
Undervotes	850	

Republican for US House 3

Vote For 1

	TOTAL	VOTE %
MIKE KENNEDY	23,924	45.20%
CASE LAWRENCE	12,331	23.30%
STEWART PEAY	8,883	16.78%
JOHN "FRUGAL" DOUGALL	4,518	8.54%
JR BIRD	3,273	6.18%
Total Votes Cast	52,929	100.00%
Overvotes	26	
Undervotes	1,164	

Republican for Governor

Vote For 1

	TOTAL	VOTE %
SPENCER J. COX DEIDRE M.	47,089	51.37%
PHIL LYMAN NATALIE CLAWSON	44,576	48.63%
Total Votes Cast	91,665	100.00%
Overvotes	20	
Undervotes	342	

Republican for Attorney General

Vote For 1

	TOTAL	VOTE %
DEREK BROWN	38,378	43.67%
RACHEL TERRY	25,531	29.05%
FRANK DEMCY MYLAR	23,966	27.27%
Total Votes Cast	87,875	100.00%
Overvotes	6	
Undervotes	4,146	

Republican for State Auditor

Vote For 1

	TOTAL	VOTE %
TINA CANNON	49,812	58.12%
RICKY HATCH	35,891	41.88%
Total Votes Cast	85,703	100.00%
Overvotes	8	
Undervotes	6,316	

Republican for State Senate 22 (Multi-County)

Vote For 1

	TOTAL	VOTE %
HEIDI BALDERREE	5,667	47.71%
EMILY LOCKHART	4,073	34.29%
GARRETT CAMMANS	2,138	18.00%
Total Votes Cast	11,878	100.00%
Overvotes	1	
Undervotes	472	

Republican for State House 66 (Multi-County)

Vote For 1

	TOTAL	VOTE %
TROY SHELLEY	140	55.12%
BRIAN L. NIELSON	114	44.88%
Total Votes Cast	254	100.00%
Overvotes	0	
Undervotes	12	

Republican for State House 61

Vote For 1

	TOTAL	VOTE %
LISA SHEPHERD	2,594	54.51%
TRAVIS HOBAN	2,165	45.49%
Total Votes Cast	4,759	100.00%
Overvotes	0	
Undervotes	132	

Republican for State House 58

Vote For 1

	TOTAL	VOTE %
DAVID SHALLENBERGER	5,092	54.42%
HOLLY SWEETEN	4,264	45.58%
Total Votes Cast	9,356	100.00%
Overvotes	1	
Undervotes	308	

Republican for State School Board 10 (Multi-County)

Vote For 1

	TOTAL	VOTE %
MONICA BANGERTER WILBUR	4,867	53.49%
MATT HYMAS	4,232	46.51%
Total Votes Cast	9,099	100.00%
Overvotes	0	
Undervotes	687	

Republican for State School Board 13

Vote For 1

	TOTAL	VOTE %
RANDY BOOTHE	13,911	52.52%
CARI BARTHOLOMEW	12,576	47.48%
Total Votes Cast	26,487	100.00%
Overvotes	3	
Undervotes	1,136	

School Board Nebo 7

Vote For 1

	TOTAL	VOTE %
B. SCOTT WILSON	1,650	47.58%
CARMA HEIMULI	1,071	30.88%
JASON V. SLACK	747	21.54%
Total Votes Cast	3,468	100.00%
Overvotes	0	
Undervotes	242	

School Board Alpine 5

Vote For 1

	TOTAL	VOTE %
MARK CLEMENT	4,512	48.49%
JOHN T. GADD	2,818	30.28%
TRACY MCMILLAN	1,975	21.23%
Total Votes Cast	9,305	100.00%
Overvotes	27	
Undervotes	724	

Certification of the June 25, 2024 Primary Elections


Board of Canvassers of Utah County, Utah

July 9, 2024 – 2:00PM


We, the Board of Canvassers of Utah County, Utah have declared elected or nominated those persons who had the highest number of votes; and sought election or nomination to an office completely within the board's jurisdiction.

We have reviewed the attached election results for the 2024 Primary Election. We certify the attached results, which may also be found by visiting UtahCounty.Vote.


This concludes the report of the Utah County Board of Canvassers.



Kim T. Jackson



Amelia Powers Gardner



Brandon Gordon

Utah County Canvass Statistics

25-Jun-24

Section 1 - Ballot Statistics

1A	41.2%	Voter Turnout
1B	228232	Active voters (Given to counties on the Monday before the election)
1C	90426	Number of counted ballots (Mail or Drop Box)
1D	3334	Number of counted ballots (In-person)
1E	84	Number of ballots that were returned electronically (UOCAVA/disability)
1F	226	Number of counted ballots (Provisional)
1G	94070	Total number of ballots counted
1H	No	Does total ballots counted match the number of voters given vote history in VISTA
1I		If no, what is the difference 19 voters submitted their ballots through Fast Cast Voting at the polls on Election Day but voting credit was not given.
1L	Explain:	

Section 2: Challenged and Uncounted Ballot Statistics

2A	1473	Number of envelopes with a signature that does not match the voter's signature
2B	141	Number of unsigned envelopes
2C	13	Number of challenged ballots for other curable reasons
2D	2852	Total number of ballots that were challenged (cured and not cured combined)
2E	1627	Total number of curable that were not cured
2F	57.0%	Percentage of curable ballots that were not cured
2G	61	Total number of ballots where the voter submitted a disability affidavit*

Section 3: Rejected ballot statistics (ballots that cannot be cured)

3A	787	Number of ballots that were returned after the postmark deadline
3B	80	Number of ballots rejected for other non-curable reasons
3C	867	Total number of rejected that were not curable
3D	0.3%	Percentage of ballots that were returned as undeliverable

Section 4: Provisional ballot statistics

4A	356	Number of provisional ballots issued
4B	225	Number of provisional ballots counted
4C	131	Total Number of provisional ballots not counted
4D	7	Already Voted
4E	6	Insufficient ID
4F	0	Unsigned
4G	6	Incomplete Form
4H	112	Other
4I	63.2%	Percentage of provisionals that were counted
4J	102	Number of provisional ballots that are same-day registration

Section 5: County Clerk Certification

Aaron Davidson
Utah County

I certify that the information contained in this report is true and accurate.

This report must be sent to elections@utah.gov upon completion of the canvass



2024 Canvass - Audit Certification Report

County: UTAH

Election: 2024 PRIMARY

Paper Ballot Audit Summary

1. Number of paper ballots processed: 94070
2. Number of ballots audited: 1932
3. List the contests on the ballot that were audited:

US SENATE, HOUSE 3, UT GOVERNOR,

STATE SCHOOL 10, 13

UT ATTNY GENERAL, UT AUDITOR, UT SENATE 22

ALPINE SCHOOL 5, NEBO SCHOOL 7

UT HOUSE 58, 61, 66

Were there any differences between the tabulation software and the votes marked on the paper ballots? Yes No *(*If YES, please attach an explanation of any inconsistencies)*

Only one difference on batch (T0157) - Voter was clear on choice but their mark was completely outside of the selection area.

DRE Machine Audit Summary *(complete only if applicable)*

1. Number of voting machines used in the election: _____
2. Number of polling places used for the election: _____
3. Number of voting machines audited: _____
4. Were tamper-evident seals affixed to all journal tape canisters? Yes No
*(*If no, please attach copies of the journal tape logs for the applicable canisters)*
5. Did all machine serial numbers match when the canisters were installed and removed? Yes No
*(*If no, please attach copies of the journal tape logs for the applicable canisters)*
6. Did any tape seals on the journal tape canisters show evidence of tampering? Yes No
*(*If yes, please attach copies of the logs for the applicable canisters)*
7. Were there any differences between the machine results and hand-counted results for any audited machine? Yes No *(*If yes, please attach copies of the hand count logs for the applicable canisters)*

Signature Affidavit Audit Summary

Total number of signature affidavits audited: 975

Did the signature audit reveal any inconsistencies between a signature's initial verification and the audit? Yes No *(*If YES, please attach an explanation of any inconsistencies)*

EXPLANATION OF SIGNATURE AUDIT INCONSISTENCIES: Additional reviews on other signature the staff processed were made. In all cases the auditor found the staffer was being more strict with their signature reviews. In three cases where the signature was approved but should have been challenged, the signature had similarities, but not enough to make a conclusive match. The voters were sent a cure letter.

Clerk Certification – to be completed before the canvass

Yes No I certify that I have reviewed the number of vote histories recorded in VISTA and they closely match the number of ballots cast in my county during this election.

Number of ballots counted: 94070

Number of vote histories: 94051


Difference: 19

Explain any differences: Nineteen voters deposited their Fast Cast Voter ballot at the polling place but did not check in and get voter credit.

Yes No I certify that I have properly maintained chain of custody controls as outlined in 20A-3a-401.1 and Rule 623-8.

Yes No I certify that I have properly maintained the voter list in accordance with state and federal laws (20A-3a-404(2)).

Yes No I complied with the requirements of the software validation rule R623-7: "before using any voting equipment, and before each election, the election officer shall verify that the firmware version on any voting equipment matches the firmware version that is certified by the EAC."

County Clerk Signature:  Date: 7/9/2024

AF301

STATISTICS

	TOTAL
Registered Voters - Total	641
Registered Voters - Republican	641
Registered Voters - Nonpartisan	0
Ballots Cast - Total	330
Ballots Cast - Republican	330
Ballots Cast - Nonpartisan	0
Ballots Cast - Blank	0
Voter Turnout - Total	51.48%
Voter Turnout - Republican	51.48%
Voter Turnout - Nonpartisan	0.00%

Republican for US Senate

Vote For 1

	TOTAL	VOTE %
JOHN CURTIS	150	46.15%
TRENT STAGGS	141	43.38%
BRAD WILSON	26	8.00%
JASON J. WALTON	8	2.46%
Total Votes Cast	325	100.00%

Republican for US House 3

Vote For 1

	TOTAL	VOTE %
MIKE KENNEDY	156	49.06%
CASE LAWRENCE	64	20.13%
STEWART PEAY	48	15.09%
JOHN "FRUGAL" DOUGALL	32	10.06%
JR BIRD	18	5.66%
Total Votes Cast	318	100.00%

AF301

Republican for Governor

Vote For 1

	TOTAL	VOTE %
PHIL LYMAN NATALIE CLAWSON	180	54.55%
SPENCER J. COX DEIDRE M.	150	45.45%
Total Votes Cast	330	100.00%

Republican for Attorney General

Vote For 1

	TOTAL	VOTE %
DEREK BROWN	121	38.17%
RACHEL TERRY	107	33.75%
FRANK DEMCY MYLAR	89	28.08%
Total Votes Cast	317	100.00%

Republican for State Auditor

Vote For 1

	TOTAL	VOTE %
TINA CANNON	181	58.01%
RICKY HATCH	131	41.99%
Total Votes Cast	312	100.00%

AF302

STATISTICS

	TOTAL
Registered Voters - Total	734
Registered Voters - Republican	734
Registered Voters - Nonpartisan	0
Ballots Cast - Total	313
Ballots Cast - Republican	313
Ballots Cast - Nonpartisan	0
Ballots Cast - Blank	0
Voter Turnout - Total	42.64%
Voter Turnout - Republican	42.64%
Voter Turnout - Nonpartisan	0.00%

Republican for US Senate

Vote For 1

	TOTAL	VOTE %
JOHN CURTIS	152	48.56%
TRENT STAGGS	110	35.14%
BRAD WILSON	35	11.18%
JASON J. WALTON	16	5.11%
Total Votes Cast	313	100.00%

Republican for US House 3

Vote For 1

	TOTAL	VOTE %
MIKE KENNEDY	130	42.07%
CASE LAWRENCE	97	31.39%
STEWART PEAY	45	14.56%
JOHN "FRUGAL" DOUGALL	21	6.80%
JR BIRD	16	5.18%
Total Votes Cast	309	100.00%

AF302

Republican for Governor

Vote For 1

	TOTAL	VOTE %
SPENCER J. COX DEIDRE M.	157	50.16%
PHIL LYMAN NATALIE CLAWSON	156	49.84%
Total Votes Cast	313	100.00%

Republican for Attorney General

Vote For 1

	TOTAL	VOTE %
DEREK BROWN	125	40.98%
FRANK DEMCY MYLAR	102	33.44%
RACHEL TERRY	78	25.57%
Total Votes Cast	305	100.00%

Republican for State Auditor

Vote For 1

	TOTAL	VOTE %
TINA CANNON	185	63.57%
RICKY HATCH	106	36.43%
Total Votes Cast	291	100.00%

AF303

STATISTICS

	TOTAL
Registered Voters - Total	1
Registered Voters - Republican	1
Registered Voters - Nonpartisan	0
Ballots Cast - Total	2
Ballots Cast - Republican	2
Ballots Cast - Nonpartisan	0
Ballots Cast - Blank	0
Voter Turnout - Total	200.00%
Voter Turnout - Republican	200.00%
Voter Turnout - Nonpartisan	0.00%

Republican for US Senate

Vote For 1

	TOTAL	VOTE %
TRENT STAGGS	2	100.00%
JOHN CURTIS	0	0.00%
JASON J. WALTON	0	0.00%
BRAD WILSON	0	0.00%
Total Votes Cast	2	100.00%

Republican for US House 3

Vote For 1

	TOTAL	VOTE %
MIKE KENNEDY	2	100.00%
JR BIRD	0	0.00%
CASE LAWRENCE	0	0.00%
STEWART PEAY	0	0.00%
JOHN "FRUGAL" DOUGALL	0	0.00%
Total Votes Cast	2	100.00%

AF303

Republican for Governor

Vote For 1

	TOTAL	VOTE %
PHIL LYMAN NATALIE CLAWSON	2	100.00%
SPENCER J. COX DEIDRE M.	0	0.00%
Total Votes Cast	2	100.00%

Republican for Attorney General

Vote For 1

	TOTAL	VOTE %
DEREK BROWN	2	100.00%
FRANK DEMCY MYLAR	0	0.00%
RACHEL TERRY	0	0.00%
Total Votes Cast	2	100.00%

Republican for State Auditor

Vote For 1

	TOTAL	VOTE %
TINA CANNON	2	100.00%
RICKY HATCH	0	0.00%
Total Votes Cast	2	100.00%

AF304

STATISTICS

	TOTAL
Registered Voters - Total	708
Registered Voters - Republican	708
Registered Voters - Nonpartisan	0
Ballots Cast - Total	370
Ballots Cast - Republican	370
Ballots Cast - Nonpartisan	0
Ballots Cast - Blank	0
Voter Turnout - Total	52.26%
Voter Turnout - Republican	52.26%
Voter Turnout - Nonpartisan	0.00%

Republican for US Senate

Vote For 1

	TOTAL	VOTE %
JOHN CURTIS	182	50.14%
TRENT STAGGS	124	34.16%
BRAD WILSON	37	10.19%
JASON J. WALTON	20	5.51%
Total Votes Cast	363	100.00%

Republican for US House 3

Vote For 1

	TOTAL	VOTE %
MIKE KENNEDY	163	44.90%
CASE LAWRENCE	81	22.31%
STEWART PEAY	55	15.15%
JR BIRD	33	9.09%
JOHN "FRUGAL" DOUGALL	31	8.54%
Total Votes Cast	363	100.00%

AF304

Republican for Governor

Vote For 1

	TOTAL	VOTE %
SPENCER J. COX DEIDRE M.	195	53.28%
PHIL LYMAN NATALIE CLAWSON	171	46.72%
Total Votes Cast	366	100.00%

Republican for Attorney General

Vote For 1

	TOTAL	VOTE %
DEREK BROWN	161	46.80%
RACHEL TERRY	96	27.91%
FRANK DEMCY MYLAR	87	25.29%
Total Votes Cast	344	100.00%

Republican for State Auditor

Vote For 1

	TOTAL	VOTE %
TINA CANNON	175	51.78%
RICKY HATCH	163	48.22%
Total Votes Cast	338	100.00%

AF305

STATISTICS

	TOTAL
Registered Voters - Total	773
Registered Voters - Republican	773
Registered Voters - Nonpartisan	0
Ballots Cast - Total	394
Ballots Cast - Republican	394
Ballots Cast - Nonpartisan	0
Ballots Cast - Blank	0
Voter Turnout - Total	50.97%
Voter Turnout - Republican	50.97%
Voter Turnout - Nonpartisan	0.00%

Republican for US Senate

Vote For 1

	TOTAL	VOTE %
JOHN CURTIS	209	53.18%
TRENT STAGGS	112	28.50%
BRAD WILSON	48	12.21%
JASON J. WALTON	24	6.11%
Total Votes Cast	393	100.00%

Republican for US House 3

Vote For 1

	TOTAL	VOTE %
MIKE KENNEDY	160	40.92%
STEWART PEAY	83	21.23%
CASE LAWRENCE	80	20.46%
JOHN "FRUGAL" DOUGALL	43	11.00%
JR BIRD	25	6.39%
Total Votes Cast	391	100.00%

AF305

Republican for Governor

Vote For 1

	TOTAL	VOTE %
PHIL LYMAN NATALIE CLAWSON	206	52.28%
SPENCER J. COX DEIDRE M.	188	47.72%
Total Votes Cast	394	100.00%

Republican for Attorney General

Vote For 1

	TOTAL	VOTE %
DEREK BROWN	158	41.15%
RACHEL TERRY	137	35.68%
FRANK DEMCY MYLAR	89	23.18%
Total Votes Cast	384	100.00%

Republican for State Auditor

Vote For 1

	TOTAL	VOTE %
TINA CANNON	226	60.27%
RICKY HATCH	149	39.73%
Total Votes Cast	375	100.00%

AF306

STATISTICS

	TOTAL
Registered Voters - Total	653
Registered Voters - Republican	653
Registered Voters - Nonpartisan	0
Ballots Cast - Total	352
Ballots Cast - Republican	352
Ballots Cast - Nonpartisan	0
Ballots Cast - Blank	0
Voter Turnout - Total	53.91%
Voter Turnout - Republican	53.91%
Voter Turnout - Nonpartisan	0.00%

Republican for US Senate

Vote For 1

	TOTAL	VOTE %
JOHN CURTIS	193	54.99%
TRENT STAGGS	99	28.21%
BRAD WILSON	35	9.97%
JASON J. WALTON	24	6.84%
Total Votes Cast	351	100.00%

Republican for US House 3

Vote For 1

	TOTAL	VOTE %
MIKE KENNEDY	154	44.51%
CASE LAWRENCE	70	20.23%
STEWART PEAY	62	17.92%
JOHN "FRUGAL" DOUGALL	35	10.12%
JR BIRD	25	7.23%
Total Votes Cast	346	100.00%

AF306

Republican for Governor

Vote For 1

	TOTAL	VOTE %
SPENCER J. COX DEIDRE M.	200	57.14%
PHIL LYMAN NATALIE CLAWSON	150	42.86%
Total Votes Cast	350	100.00%

Republican for Attorney General

Vote For 1

	TOTAL	VOTE %
DEREK BROWN	164	47.81%
RACHEL TERRY	100	29.15%
FRANK DEMCY MYLAR	79	23.03%
Total Votes Cast	343	100.00%

Republican for State Auditor

Vote For 1

	TOTAL	VOTE %
TINA CANNON	222	66.47%
RICKY HATCH	112	33.53%
Total Votes Cast	334	100.00%

AF307

STATISTICS

	TOTAL
Registered Voters - Total	108
Registered Voters - Republican	108
Registered Voters - Nonpartisan	0
Ballots Cast - Total	57
Ballots Cast - Republican	57
Ballots Cast - Nonpartisan	0
Ballots Cast - Blank	0
Voter Turnout - Total	52.78%
Voter Turnout - Republican	52.78%
Voter Turnout - Nonpartisan	0.00%

Republican for US Senate

Vote For 1

	TOTAL	VOTE %
JOHN CURTIS	28	49.12%
TRENT STAGGS	20	35.09%
BRAD WILSON	6	10.53%
JASON J. WALTON	3	5.26%
Total Votes Cast	57	100.00%

Republican for US House 3

Vote For 1

	TOTAL	VOTE %
MIKE KENNEDY	29	51.79%
JOHN "FRUGAL" DOUGALL	11	19.64%
CASE LAWRENCE	9	16.07%
STEWART PEAY	6	10.71%
JR BIRD	1	1.79%
Total Votes Cast	56	100.00%

AF307

Republican for Governor

Vote For 1

	TOTAL	VOTE %
PHIL LYMAN NATALIE CLAWSON	29	51.79%
SPENCER J. COX DEIDRE M.	27	48.21%
Total Votes Cast	56	100.00%

Republican for Attorney General

Vote For 1

	TOTAL	VOTE %
DEREK BROWN	21	38.18%
FRANK DEMCY MYLAR	20	36.36%
RACHEL TERRY	14	25.45%
Total Votes Cast	55	100.00%

Republican for State Auditor

Vote For 1

	TOTAL	VOTE %
TINA CANNON	41	74.55%
RICKY HATCH	14	25.45%
Total Votes Cast	55	100.00%

AF308

STATISTICS

	TOTAL
Registered Voters - Total	714
Registered Voters - Republican	714
Registered Voters - Nonpartisan	0
Ballots Cast - Total	355
Ballots Cast - Republican	355
Ballots Cast - Nonpartisan	0
Ballots Cast - Blank	0
Voter Turnout - Total	49.72%
Voter Turnout - Republican	49.72%
Voter Turnout - Nonpartisan	0.00%

Republican for US Senate

Vote For 1

	TOTAL	VOTE %
JOHN CURTIS	187	53.12%
TRENT STAGGS	119	33.81%
BRAD WILSON	34	9.66%
JASON J. WALTON	12	3.41%
Total Votes Cast	352	100.00%

Republican for US House 3

Vote For 1

	TOTAL	VOTE %
MIKE KENNEDY	156	45.22%
CASE LAWRENCE	83	24.06%
STEWART PEAY	54	15.65%
JOHN "FRUGAL" DOUGALL	36	10.43%
JR BIRD	16	4.64%
Total Votes Cast	345	100.00%

AF308

Republican for Governor

Vote For 1

	TOTAL	VOTE %
SPENCER J. COX DEIDRE M.	180	50.70%
PHIL LYMAN NATALIE CLAWSON	175	49.30%
Total Votes Cast	355	100.00%

Republican for Attorney General

Vote For 1

	TOTAL	VOTE %
DEREK BROWN	145	42.77%
RACHEL TERRY	103	30.38%
FRANK DEMCY MYLAR	91	26.84%
Total Votes Cast	339	100.00%

Republican for State Auditor

Vote For 1

	TOTAL	VOTE %
TINA CANNON	198	60.55%
RICKY HATCH	129	39.45%
Total Votes Cast	327	100.00%

AF310

STATISTICS

	TOTAL
Registered Voters - Total	1,038
Registered Voters - Republican	708
Registered Voters - Nonpartisan	330
Ballots Cast - Total	390
Ballots Cast - Republican	349
Ballots Cast - Nonpartisan	41
Ballots Cast - Blank	0
Voter Turnout - Total	37.57%
Voter Turnout - Republican	49.29%
Voter Turnout - Nonpartisan	12.42%

Republican for US Senate

Vote For 1

	TOTAL	VOTE %
JOHN CURTIS	142	41.28%
TRENT STAGGS	138	40.12%
BRAD WILSON	41	11.92%
JASON J. WALTON	23	6.69%
Total Votes Cast	344	100.00%

Republican for US House 3

Vote For 1

	TOTAL	VOTE %
MIKE KENNEDY	159	46.76%
CASE LAWRENCE	109	32.06%
STEWART PEAY	33	9.71%
JOHN "FRUGAL" DOUGALL	25	7.35%
JR BIRD	14	4.12%
Total Votes Cast	340	100.00%

AF310

Republican for Governor

Vote For 1

	TOTAL	VOTE %
PHIL LYMAN NATALIE CLAWSON	194	56.40%
SPENCER J. COX DEIDRE M.	150	43.60%
Total Votes Cast	344	100.00%

Republican for Attorney General

Vote For 1

	TOTAL	VOTE %
DEREK BROWN	161	48.64%
FRANK DEMCY MYLAR	86	25.98%
RACHEL TERRY	84	25.38%
Total Votes Cast	331	100.00%

Republican for State Auditor

Vote For 1

	TOTAL	VOTE %
TINA CANNON	172	53.25%
RICKY HATCH	151	46.75%
Total Votes Cast	323	100.00%

School Board Alpine 5

Vote For 1

	TOTAL	VOTE %
MARK CLEMENT	136	42.37%
JOHN T. GADD	121	37.69%
TRACY MCMILLAN	64	19.94%
Total Votes Cast	321	100.00%

AF311

STATISTICS

	TOTAL
Registered Voters - Total	591
Registered Voters - Republican	379
Registered Voters - Nonpartisan	212
Ballots Cast - Total	251
Ballots Cast - Republican	216
Ballots Cast - Nonpartisan	35
Ballots Cast - Blank	1
Voter Turnout - Total	42.47%
Voter Turnout - Republican	56.99%
Voter Turnout - Nonpartisan	16.51%

Republican for US Senate

Vote For 1

	TOTAL	VOTE %
JOHN CURTIS	126	58.88%
TRENT STAGGS	51	23.83%
BRAD WILSON	22	10.28%
JASON J. WALTON	15	7.01%
Total Votes Cast	214	100.00%

Republican for US House 3

Vote For 1

	TOTAL	VOTE %
MIKE KENNEDY	95	44.81%
CASE LAWRENCE	66	31.13%
STEWART PEAY	38	17.92%
JOHN "FRUGAL" DOUGALL	8	3.77%
JR BIRD	5	2.36%
Total Votes Cast	212	100.00%

AF311

Republican for Governor

Vote For 1

	TOTAL	VOTE %
SPENCER J. COX DEIDRE M.	125	58.14%
PHIL LYMAN NATALIE CLAWSON	90	41.86%
Total Votes Cast	215	100.00%

Republican for Attorney General

Vote For 1

	TOTAL	VOTE %
DEREK BROWN	85	40.28%
RACHEL TERRY	70	33.18%
FRANK DEMCY MYLAR	56	26.54%
Total Votes Cast	211	100.00%

Republican for State Auditor

Vote For 1

	TOTAL	VOTE %
TINA CANNON	104	50.24%
RICKY HATCH	103	49.76%
Total Votes Cast	207	100.00%

School Board Alpine 5

Vote For 1

	TOTAL	VOTE %
MARK CLEMENT	103	49.52%
JOHN T. GADD	56	26.92%
TRACY MCMILLAN	49	23.56%
Total Votes Cast	208	100.00%

AF312

STATISTICS

	TOTAL
Registered Voters - Total	1,141
Registered Voters - Republican	694
Registered Voters - Nonpartisan	447
Ballots Cast - Total	387
Ballots Cast - Republican	333
Ballots Cast - Nonpartisan	54
Ballots Cast - Blank	0
Voter Turnout - Total	33.92%
Voter Turnout - Republican	47.98%
Voter Turnout - Nonpartisan	12.08%

Republican for US Senate

Vote For 1

	TOTAL	VOTE %
JOHN CURTIS	190	57.58%
TRENT STAGGS	81	24.55%
BRAD WILSON	44	13.33%
JASON J. WALTON	15	4.55%
Total Votes Cast	330	100.00%

Republican for US House 3

Vote For 1

	TOTAL	VOTE %
MIKE KENNEDY	138	42.07%
CASE LAWRENCE	74	22.56%
STEWART PEAY	60	18.29%
JOHN "FRUGAL" DOUGALL	31	9.45%
JR BIRD	25	7.62%
Total Votes Cast	328	100.00%

AF312

Republican for Governor

Vote For 1

	TOTAL	VOTE %
SPENCER J. COX DEIDRE M.	184	55.42%
PHIL LYMAN NATALIE CLAWSON	148	44.58%
Total Votes Cast	332	100.00%

Republican for Attorney General

Vote For 1

	TOTAL	VOTE %
DEREK BROWN	136	42.90%
RACHEL TERRY	105	33.12%
FRANK DEMCY MYLAR	76	23.97%
Total Votes Cast	317	100.00%

Republican for State Auditor

Vote For 1

	TOTAL	VOTE %
TINA CANNON	194	61.59%
RICKY HATCH	121	38.41%
Total Votes Cast	315	100.00%

School Board Alpine 5

Vote For 1

	TOTAL	VOTE %
MARK CLEMENT	140	44.59%
JOHN T. GADD	88	28.03%
TRACY MCMILLAN	86	27.39%
Total Votes Cast	314	100.00%

AF314

STATISTICS

	TOTAL
Registered Voters - Total	638
Registered Voters - Republican	638
Registered Voters - Nonpartisan	0
Ballots Cast - Total	308
Ballots Cast - Republican	308
Ballots Cast - Nonpartisan	0
Ballots Cast - Blank	0
Voter Turnout - Total	48.28%
Voter Turnout - Republican	48.28%
Voter Turnout - Nonpartisan	0.00%

Republican for US Senate

Vote For 1

	TOTAL	VOTE %
JOHN CURTIS	159	52.30%
TRENT STAGGS	104	34.21%
BRAD WILSON	29	9.54%
JASON J. WALTON	12	3.95%
Total Votes Cast	304	100.00%

Republican for US House 3

Vote For 1

	TOTAL	VOTE %
MIKE KENNEDY	139	46.49%
CASE LAWRENCE	79	26.42%
STEWART PEAY	30	10.03%
JR BIRD	27	9.03%
JOHN "FRUGAL" DOUGALL	24	8.03%
Total Votes Cast	299	100.00%

AF314

Republican for Governor

Vote For 1

	TOTAL	VOTE %
SPENCER J. COX DEIDRE M.	158	51.47%
PHIL LYMAN NATALIE CLAWSON	149	48.53%
Total Votes Cast	307	100.00%

Republican for Attorney General

Vote For 1

	TOTAL	VOTE %
DEREK BROWN	128	44.29%
RACHEL TERRY	95	32.87%
FRANK DEMCY MYLAR	66	22.84%
Total Votes Cast	289	100.00%

Republican for State Auditor

Vote For 1

	TOTAL	VOTE %
TINA CANNON	190	67.38%
RICKY HATCH	92	32.62%
Total Votes Cast	282	100.00%

AF316

STATISTICS

	TOTAL
Registered Voters - Total	651
Registered Voters - Republican	651
Registered Voters - Nonpartisan	0
Ballots Cast - Total	270
Ballots Cast - Republican	270
Ballots Cast - Nonpartisan	0
Ballots Cast - Blank	0
Voter Turnout - Total	41.47%
Voter Turnout - Republican	41.47%
Voter Turnout - Nonpartisan	0.00%

Republican for US Senate

Vote For 1

	TOTAL	VOTE %
JOHN CURTIS	138	51.49%
TRENT STAGGS	99	36.94%
BRAD WILSON	20	7.46%
JASON J. WALTON	11	4.10%
Total Votes Cast	268	100.00%

Republican for US House 3

Vote For 1

	TOTAL	VOTE %
MIKE KENNEDY	121	45.32%
CASE LAWRENCE	65	24.34%
STEWART PEAY	51	19.10%
JOHN "FRUGAL" DOUGALL	18	6.74%
JR BIRD	12	4.49%
Total Votes Cast	267	100.00%

AF316

Republican for Governor

Vote For 1

	TOTAL	VOTE %
SPENCER J. COX DEIDRE M.	141	52.81%
PHIL LYMAN NATALIE CLAWSON	126	47.19%
Total Votes Cast	267	100.00%

Republican for Attorney General

Vote For 1

	TOTAL	VOTE %
DEREK BROWN	95	37.55%
RACHEL TERRY	87	34.39%
FRANK DEMCY MYLAR	71	28.06%
Total Votes Cast	253	100.00%

Republican for State Auditor

Vote For 1

	TOTAL	VOTE %
TINA CANNON	133	52.99%
RICKY HATCH	118	47.01%
Total Votes Cast	251	100.00%

AF317

STATISTICS

	TOTAL
Registered Voters - Total	578
Registered Voters - Republican	578
Registered Voters - Nonpartisan	0
Ballots Cast - Total	274
Ballots Cast - Republican	274
Ballots Cast - Nonpartisan	0
Ballots Cast - Blank	0
Voter Turnout - Total	47.40%
Voter Turnout - Republican	47.40%
Voter Turnout - Nonpartisan	0.00%

Republican for US Senate

Vote For 1

	TOTAL	VOTE %
JOHN CURTIS	132	48.89%
TRENT STAGGS	99	36.67%
BRAD WILSON	23	8.52%
JASON J. WALTON	16	5.93%
Total Votes Cast	270	100.00%

Republican for US House 3

Vote For 1

	TOTAL	VOTE %
MIKE KENNEDY	143	53.36%
CASE LAWRENCE	52	19.40%
JR BIRD	26	9.70%
JOHN "FRUGAL" DOUGALL	24	8.96%
STEWART PEAY	23	8.58%
Total Votes Cast	268	100.00%

AF317

Republican for Governor

Vote For 1

	TOTAL	VOTE %
PHIL LYMAN NATALIE CLAWSON	141	51.65%
SPENCER J. COX DEIDRE M.	132	48.35%
Total Votes Cast	273	100.00%

Republican for Attorney General

Vote For 1

	TOTAL	VOTE %
DEREK BROWN	112	42.91%
RACHEL TERRY	76	29.12%
FRANK DEMCY MYLAR	73	27.97%
Total Votes Cast	261	100.00%

Republican for State Auditor

Vote For 1

	TOTAL	VOTE %
TINA CANNON	149	58.66%
RICKY HATCH	105	41.34%
Total Votes Cast	254	100.00%

AF318

STATISTICS

	TOTAL
Registered Voters - Total	915
Registered Voters - Republican	536
Registered Voters - Nonpartisan	379
Ballots Cast - Total	296
Ballots Cast - Republican	247
Ballots Cast - Nonpartisan	49
Ballots Cast - Blank	0
Voter Turnout - Total	32.35%
Voter Turnout - Republican	46.08%
Voter Turnout - Nonpartisan	12.93%

Republican for US Senate

Vote For 1

	TOTAL	VOTE %
JOHN CURTIS	124	50.82%
TRENT STAGGS	82	33.61%
BRAD WILSON	22	9.02%
JASON J. WALTON	16	6.56%
Total Votes Cast	244	100.00%

Republican for US House 3

Vote For 1

	TOTAL	VOTE %
MIKE KENNEDY	135	55.56%
CASE LAWRENCE	45	18.52%
STEWART PEAY	23	9.46%
JR BIRD	22	9.05%
JOHN "FRUGAL" DOUGALL	18	7.41%
Total Votes Cast	243	100.00%

AF318

Republican for Governor

Vote For 1

	TOTAL	VOTE %
SPENCER J. COX DEIDRE M.	125	50.81%
PHIL LYMAN NATALIE CLAWSON	121	49.19%
Total Votes Cast	246	100.00%

Republican for Attorney General

Vote For 1

	TOTAL	VOTE %
DEREK BROWN	112	47.66%
FRANK DEMCY MYLAR	63	26.81%
RACHEL TERRY	60	25.53%
Total Votes Cast	235	100.00%

Republican for State Auditor

Vote For 1

	TOTAL	VOTE %
TINA CANNON	117	51.54%
RICKY HATCH	110	48.46%
Total Votes Cast	227	100.00%

School Board Alpine 5

Vote For 1

	TOTAL	VOTE %
MARK CLEMENT	104	45.02%
TRACY MCMILLAN	72	31.17%
JOHN T. GADD	55	23.81%
Total Votes Cast	231	100.00%

AF319

STATISTICS

	TOTAL
Registered Voters - Total	958
Registered Voters - Republican	614
Registered Voters - Nonpartisan	344
Ballots Cast - Total	347
Ballots Cast - Republican	302
Ballots Cast - Nonpartisan	45
Ballots Cast - Blank	0
Voter Turnout - Total	36.22%
Voter Turnout - Republican	49.19%
Voter Turnout - Nonpartisan	13.08%

Republican for US Senate

Vote For 1

	TOTAL	VOTE %
JOHN CURTIS	183	61.82%
TRENT STAGGS	67	22.64%
BRAD WILSON	35	11.82%
JASON J. WALTON	11	3.72%
Total Votes Cast	296	100.00%

Republican for US House 3

Vote For 1

	TOTAL	VOTE %
MIKE KENNEDY	119	40.34%
CASE LAWRENCE	73	24.75%
STEWART PEAY	51	17.29%
JOHN "FRUGAL" DOUGALL	32	10.85%
JR BIRD	20	6.78%
Total Votes Cast	295	100.00%

AF319

Republican for Governor

Vote For 1

	TOTAL	VOTE %
SPENCER J. COX DEIDRE M.	188	62.46%
PHIL LYMAN NATALIE CLAWSON	113	37.54%
Total Votes Cast	301	100.00%

Republican for Attorney General

Vote For 1

	TOTAL	VOTE %
DEREK BROWN	140	49.12%
RACHEL TERRY	81	28.42%
FRANK DEMCY MYLAR	64	22.46%
Total Votes Cast	285	100.00%

Republican for State Auditor

Vote For 1

	TOTAL	VOTE %
TINA CANNON	169	60.14%
RICKY HATCH	112	39.86%
Total Votes Cast	281	100.00%

School Board Alpine 5

Vote For 1

	TOTAL	VOTE %
MARK CLEMENT	125	44.33%
JOHN T. GADD	86	30.50%
TRACY MCMILLAN	71	25.18%
Total Votes Cast	282	100.00%

AF320

STATISTICS

	TOTAL
Registered Voters - Total	596
Registered Voters - Republican	358
Registered Voters - Nonpartisan	238
Ballots Cast - Total	225
Ballots Cast - Republican	203
Ballots Cast - Nonpartisan	22
Ballots Cast - Blank	0
Voter Turnout - Total	37.75%
Voter Turnout - Republican	56.70%
Voter Turnout - Nonpartisan	9.24%

Republican for US Senate

Vote For 1

	TOTAL	VOTE %
JOHN CURTIS	107	53.23%
TRENT STAGGS	55	27.36%
BRAD WILSON	23	11.44%
JASON J. WALTON	16	7.96%
Total Votes Cast	201	100.00%

Republican for US House 3

Vote For 1

	TOTAL	VOTE %
MIKE KENNEDY	93	46.27%
CASE LAWRENCE	49	24.38%
STEWART PEAY	31	15.42%
JR BIRD	16	7.96%
JOHN "FRUGAL" DOUGALL	12	5.97%
Total Votes Cast	201	100.00%

AF320

Republican for Governor

Vote For 1

	TOTAL	VOTE %
SPENCER J. COX DEIDRE M.	110	54.19%
PHIL LYMAN NATALIE CLAWSON	93	45.81%
Total Votes Cast	203	100.00%

Republican for Attorney General

Vote For 1

	TOTAL	VOTE %
DEREK BROWN	92	46.00%
FRANK DEMCY MYLAR	54	27.00%
RACHEL TERRY	54	27.00%
Total Votes Cast	200	100.00%

Republican for State Auditor

Vote For 1

	TOTAL	VOTE %
TINA CANNON	125	64.10%
RICKY HATCH	70	35.90%
Total Votes Cast	195	100.00%

School Board Alpine 5

Vote For 1

	TOTAL	VOTE %
JOHN T. GADD	76	41.30%
MARK CLEMENT	63	34.24%
TRACY MCMILLAN	45	24.46%
Total Votes Cast	184	100.00%

AF321

STATISTICS

	TOTAL
Registered Voters - Total	802
Registered Voters - Republican	381
Registered Voters - Nonpartisan	421
Ballots Cast - Total	186
Ballots Cast - Republican	143
Ballots Cast - Nonpartisan	43
Ballots Cast - Blank	0
Voter Turnout - Total	23.19%
Voter Turnout - Republican	37.53%
Voter Turnout - Nonpartisan	10.21%

Republican for US Senate

Vote For 1

	TOTAL	VOTE %
JOHN CURTIS	86	61.43%
TRENT STAGGS	34	24.29%
BRAD WILSON	12	8.57%
JASON J. WALTON	8	5.71%
Total Votes Cast	140	100.00%

Republican for US House 3

Vote For 1

	TOTAL	VOTE %
CASE LAWRENCE	54	38.03%
MIKE KENNEDY	48	33.80%
STEWART PEAY	18	12.68%
JR BIRD	12	8.45%
JOHN "FRUGAL" DOUGALL	10	7.04%
Total Votes Cast	142	100.00%

AF321

Republican for Governor

Vote For 1

	TOTAL	VOTE %
SPENCER J. COX DEIDRE M.	90	62.94%
PHIL LYMAN NATALIE CLAWSON	53	37.06%
Total Votes Cast	143	100.00%

Republican for Attorney General

Vote For 1

	TOTAL	VOTE %
DEREK BROWN	67	47.52%
RACHEL TERRY	48	34.04%
FRANK DEMCY MYLAR	26	18.44%
Total Votes Cast	141	100.00%

Republican for State Auditor

Vote For 1

	TOTAL	VOTE %
TINA CANNON	74	53.62%
RICKY HATCH	64	46.38%
Total Votes Cast	138	100.00%

School Board Alpine 5

Vote For 1

	TOTAL	VOTE %
MARK CLEMENT	74	51.03%
TRACY MCMILLAN	41	28.28%
JOHN T. GADD	30	20.69%
Total Votes Cast	145	100.00%

AF322

STATISTICS

	TOTAL
Registered Voters - Total	586
Registered Voters - Republican	270
Registered Voters - Nonpartisan	316
Ballots Cast - Total	55
Ballots Cast - Republican	49
Ballots Cast - Nonpartisan	6
Ballots Cast - Blank	0
Voter Turnout - Total	9.39%
Voter Turnout - Republican	18.15%
Voter Turnout - Nonpartisan	1.90%

Republican for US Senate

Vote For 1

	TOTAL	VOTE %
JOHN CURTIS	19	38.78%
TRENT STAGGS	17	34.69%
BRAD WILSON	9	18.37%
JASON J. WALTON	4	8.16%
Total Votes Cast	49	100.00%

Republican for US House 3

Vote For 1

	TOTAL	VOTE %
MIKE KENNEDY	24	48.98%
CASE LAWRENCE	10	20.41%
JR BIRD	8	16.33%
STEWART PEAY	4	8.16%
JOHN "FRUGAL" DOUGALL	3	6.12%
Total Votes Cast	49	100.00%

AF322

Republican for Governor

Vote For 1

	TOTAL	VOTE %
PHIL LYMAN NATALIE CLAWSON	26	53.06%
SPENCER J. COX DEIDRE M.	23	46.94%
Total Votes Cast	49	100.00%

Republican for Attorney General

Vote For 1

	TOTAL	VOTE %
DEREK BROWN	19	41.30%
FRANK DEMCY MYLAR	16	34.78%
RACHEL TERRY	11	23.91%
Total Votes Cast	46	100.00%

Republican for State Auditor

Vote For 1

	TOTAL	VOTE %
TINA CANNON	31	72.09%
RICKY HATCH	12	27.91%
Total Votes Cast	43	100.00%

School Board Alpine 5

Vote For 1

	TOTAL	VOTE %
MARK CLEMENT	20	50.00%
JOHN T. GADD	13	32.50%
TRACY MCMILLAN	7	17.50%
Total Votes Cast	40	100.00%

AF323

STATISTICS

	TOTAL
Registered Voters - Total	823
Registered Voters - Republican	422
Registered Voters - Nonpartisan	401
Ballots Cast - Total	232
Ballots Cast - Republican	184
Ballots Cast - Nonpartisan	48
Ballots Cast - Blank	1
Voter Turnout - Total	28.19%
Voter Turnout - Republican	43.60%
Voter Turnout - Nonpartisan	11.97%

Republican for US Senate

Vote For 1

	TOTAL	VOTE %
JOHN CURTIS	88	48.62%
TRENT STAGGS	47	25.97%
BRAD WILSON	31	17.13%
JASON J. WALTON	15	8.29%
Total Votes Cast	181	100.00%

Republican for US House 3

Vote For 1

	TOTAL	VOTE %
MIKE KENNEDY	77	43.26%
CASE LAWRENCE	51	28.65%
STEWART PEAY	25	14.04%
JR BIRD	17	9.55%
JOHN "FRUGAL" DOUGALL	8	4.49%
Total Votes Cast	178	100.00%

AF323

Republican for Governor

Vote For 1

	TOTAL	VOTE %
SPENCER J. COX DEIDRE M.	98	53.55%
PHIL LYMAN NATALIE CLAWSON	85	46.45%
Total Votes Cast	183	100.00%

Republican for Attorney General

Vote For 1

	TOTAL	VOTE %
DEREK BROWN	77	44.00%
RACHEL TERRY	52	29.71%
FRANK DEMCY MYLAR	46	26.29%
Total Votes Cast	175	100.00%

Republican for State Auditor

Vote For 1

	TOTAL	VOTE %
TINA CANNON	111	64.91%
RICKY HATCH	60	35.09%
Total Votes Cast	171	100.00%

School Board Alpine 5

Vote For 1

	TOTAL	VOTE %
MARK CLEMENT	70	36.08%
JOHN T. GADD	64	32.99%
TRACY MCMILLAN	60	30.93%
Total Votes Cast	194	100.00%

AF324

STATISTICS

	TOTAL
Registered Voters - Total	3
Registered Voters - Republican	3
Registered Voters - Nonpartisan	0
Ballots Cast - Total	0
Ballots Cast - Republican	0
Ballots Cast - Nonpartisan	0
Ballots Cast - Blank	0
Voter Turnout - Total	0.00%
Voter Turnout - Republican	0.00%
Voter Turnout - Nonpartisan	0.00%

Republican for US Senate

Vote For 1

	TOTAL	VOTE %
JOHN CURTIS	0	
JASON J. WALTON	0	
BRAD WILSON	0	
TRENT STAGGS	0	
Total Votes Cast	0	

Republican for US House 3

Vote For 1

	TOTAL	VOTE %
JR BIRD	0	
MIKE KENNEDY	0	
CASE LAWRENCE	0	
STEWART PEAY	0	
JOHN "FRUGAL" DOUGALL	0	
Total Votes Cast	0	

AF324

Republican for Governor

Vote For 1

	TOTAL	VOTE %
SPENCER J. COX DEIDRE M.	0	
PHIL LYMAN NATALIE CLAWSON	0	
Total Votes Cast	0	

Republican for Attorney General

Vote For 1

	TOTAL	VOTE %
DEREK BROWN	0	
FRANK DEMCY MYLAR	0	
RACHEL TERRY	0	
Total Votes Cast	0	

Republican for State Auditor

Vote For 1

	TOTAL	VOTE %
TINA CANNON	0	
RICKY HATCH	0	
Total Votes Cast	0	

AF401

STATISTICS

	TOTAL
Registered Voters - Total	419
Registered Voters - Republican	419
Registered Voters - Nonpartisan	0
Ballots Cast - Total	86
Ballots Cast - Republican	86
Ballots Cast - Nonpartisan	0
Ballots Cast - Blank	1
Voter Turnout - Total	20.53%
Voter Turnout - Republican	20.53%
Voter Turnout - Nonpartisan	0.00%

Republican for US Senate

Vote For 1

	TOTAL	VOTE %
JOHN CURTIS	54	63.53%
TRENT STAGGS	22	25.88%
JASON J. WALTON	5	5.88%
BRAD WILSON	4	4.71%
Total Votes Cast	85	100.00%

Republican for Governor

Vote For 1

	TOTAL	VOTE %
SPENCER J. COX DEIDRE M.	55	64.71%
PHIL LYMAN NATALIE CLAWSON	30	35.29%
Total Votes Cast	85	100.00%

AF401

Republican for Attorney General

Vote For 1

	TOTAL	VOTE %
DEREK BROWN	40	48.78%
RACHEL TERRY	28	34.15%
FRANK DEMCY MYLAR	14	17.07%
Total Votes Cast	82	100.00%

Republican for State Auditor

Vote For 1

	TOTAL	VOTE %
RICKY HATCH	41	50.62%
TINA CANNON	40	49.38%
Total Votes Cast	81	100.00%

AF402

STATISTICS

	TOTAL
Registered Voters - Total	612
Registered Voters - Republican	612
Registered Voters - Nonpartisan	0
Ballots Cast - Total	152
Ballots Cast - Republican	152
Ballots Cast - Nonpartisan	0
Ballots Cast - Blank	0
Voter Turnout - Total	24.84%
Voter Turnout - Republican	24.84%
Voter Turnout - Nonpartisan	0.00%

Republican for US Senate

Vote For 1

	TOTAL	VOTE %
JOHN CURTIS	78	51.66%
TRENT STAGGS	40	26.49%
BRAD WILSON	17	11.26%
JASON J. WALTON	16	10.60%
Total Votes Cast	151	100.00%

Republican for Governor

Vote For 1

	TOTAL	VOTE %
SPENCER J. COX DEIDRE M.	85	55.92%
PHIL LYMAN NATALIE CLAWSON	67	44.08%
Total Votes Cast	152	100.00%

AF402

Republican for Attorney General

Vote For 1

	TOTAL	VOTE %
DEREK BROWN	59	40.41%
RACHEL TERRY	57	39.04%
FRANK DEMCY MYLAR	30	20.55%
Total Votes Cast	146	100.00%

Republican for State Auditor

Vote For 1

	TOTAL	VOTE %
TINA CANNON	91	61.07%
RICKY HATCH	58	38.93%
Total Votes Cast	149	100.00%

AF403

STATISTICS

	TOTAL
Registered Voters - Total	446
Registered Voters - Republican	446
Registered Voters - Nonpartisan	0
Ballots Cast - Total	207
Ballots Cast - Republican	207
Ballots Cast - Nonpartisan	0
Ballots Cast - Blank	0
Voter Turnout - Total	46.41%
Voter Turnout - Republican	46.41%
Voter Turnout - Nonpartisan	0.00%

Republican for US Senate

Vote For 1

	TOTAL	VOTE %
JOHN CURTIS	98	47.34%
TRENT STAGGS	71	34.30%
BRAD WILSON	22	10.63%
JASON J. WALTON	16	7.73%
Total Votes Cast	207	100.00%

Republican for Governor

Vote For 1

	TOTAL	VOTE %
SPENCER J. COX DEIDRE M.	105	50.72%
PHIL LYMAN NATALIE CLAWSON	102	49.28%
Total Votes Cast	207	100.00%

AF403

Republican for Attorney General

Vote For 1

	TOTAL	VOTE %
DEREK BROWN	95	46.80%
RACHEL TERRY	56	27.59%
FRANK DEMCY MYLAR	52	25.62%
Total Votes Cast	203	100.00%

Republican for State Auditor

Vote For 1

	TOTAL	VOTE %
TINA CANNON	136	67.00%
RICKY HATCH	67	33.00%
Total Votes Cast	203	100.00%

AF404

STATISTICS

	TOTAL
Registered Voters - Total	328
Registered Voters - Republican	328
Registered Voters - Nonpartisan	0
Ballots Cast - Total	124
Ballots Cast - Republican	124
Ballots Cast - Nonpartisan	0
Ballots Cast - Blank	0
Voter Turnout - Total	37.80%
Voter Turnout - Republican	37.80%
Voter Turnout - Nonpartisan	0.00%

Republican for US Senate

Vote For 1

	TOTAL	VOTE %
JOHN CURTIS	64	52.46%
TRENT STAGGS	40	32.79%
BRAD WILSON	12	9.84%
JASON J. WALTON	6	4.92%
Total Votes Cast	122	100.00%

Republican for Governor

Vote For 1

	TOTAL	VOTE %
SPENCER J. COX DEIDRE M.	62	50.00%
PHIL LYMAN NATALIE CLAWSON	62	50.00%
Total Votes Cast	124	100.00%

AF404

Republican for Attorney General

Vote For 1

	TOTAL	VOTE %
DEREK BROWN	54	43.90%
RACHEL TERRY	37	30.08%
FRANK DEMCY MYLAR	32	26.02%
Total Votes Cast	123	100.00%

Republican for State Auditor

Vote For 1

	TOTAL	VOTE %
TINA CANNON	60	50.85%
RICKY HATCH	58	49.15%
Total Votes Cast	118	100.00%

AL301

STATISTICS

	TOTAL
Registered Voters - Total	864
Registered Voters - Republican	864
Registered Voters - Nonpartisan	0
Ballots Cast - Total	483
Ballots Cast - Republican	483
Ballots Cast - Nonpartisan	0
Ballots Cast - Blank	0
Voter Turnout - Total	55.90%
Voter Turnout - Republican	55.90%
Voter Turnout - Nonpartisan	0.00%

Republican for US Senate

Vote For 1

	TOTAL	VOTE %
JOHN CURTIS	232	48.64%
TRENT STAGGS	160	33.54%
BRAD WILSON	54	11.32%
JASON J. WALTON	31	6.50%
Total Votes Cast	477	100.00%

Republican for US House 3

Vote For 1

	TOTAL	VOTE %
MIKE KENNEDY	219	45.62%
STEWART PEAY	147	30.62%
CASE LAWRENCE	74	15.42%
JOHN "FRUGAL" DOUGALL	30	6.25%
JR BIRD	10	2.08%
Total Votes Cast	480	100.00%

AL301

Republican for Governor

Vote For 1

	TOTAL	VOTE %
SPENCER J. COX DEIDRE M.	258	53.64%
PHIL LYMAN NATALIE CLAWSON	223	46.36%
Total Votes Cast	481	100.00%

Republican for Attorney General

Vote For 1

	TOTAL	VOTE %
DEREK BROWN	225	50.11%
RACHEL TERRY	130	28.95%
FRANK DEMCY MYLAR	94	20.94%
Total Votes Cast	449	100.00%

Republican for State Auditor

Vote For 1

	TOTAL	VOTE %
TINA CANNON	242	54.38%
RICKY HATCH	203	45.62%
Total Votes Cast	445	100.00%

AL302

STATISTICS

	TOTAL
Registered Voters - Total	382
Registered Voters - Republican	382
Registered Voters - Nonpartisan	0
Ballots Cast - Total	178
Ballots Cast - Republican	178
Ballots Cast - Nonpartisan	0
Ballots Cast - Blank	0
Voter Turnout - Total	46.60%
Voter Turnout - Republican	46.60%
Voter Turnout - Nonpartisan	0.00%

Republican for US Senate

Vote For 1

	TOTAL	VOTE %
JOHN CURTIS	98	55.06%
TRENT STAGGS	45	25.28%
JASON J. WALTON	19	10.67%
BRAD WILSON	16	8.99%
Total Votes Cast	178	100.00%

Republican for US House 3

Vote For 1

	TOTAL	VOTE %
MIKE KENNEDY	74	42.05%
STEWART PEAY	52	29.55%
JOHN "FRUGAL" DOUGALL	24	13.64%
CASE LAWRENCE	15	8.52%
JR BIRD	11	6.25%
Total Votes Cast	176	100.00%

AL302

Republican for Governor

Vote For 1

	TOTAL	VOTE %
SPENCER J. COX DEIDRE M.	93	52.84%
PHIL LYMAN NATALIE CLAWSON	83	47.16%
Total Votes Cast	176	100.00%

Republican for Attorney General

Vote For 1

	TOTAL	VOTE %
RACHEL TERRY	65	37.57%
DEREK BROWN	62	35.84%
FRANK DEMCY MYLAR	46	26.59%
Total Votes Cast	173	100.00%

Republican for State Auditor

Vote For 1

	TOTAL	VOTE %
TINA CANNON	103	59.88%
RICKY HATCH	69	40.12%
Total Votes Cast	172	100.00%

AL303

STATISTICS

	TOTAL
Registered Voters - Total	470
Registered Voters - Republican	470
Registered Voters - Nonpartisan	0
Ballots Cast - Total	251
Ballots Cast - Republican	251
Ballots Cast - Nonpartisan	0
Ballots Cast - Blank	0
Voter Turnout - Total	53.40%
Voter Turnout - Republican	53.40%
Voter Turnout - Nonpartisan	0.00%

Republican for US Senate

Vote For 1

	TOTAL	VOTE %
JOHN CURTIS	129	52.23%
TRENT STAGGS	80	32.39%
BRAD WILSON	24	9.72%
JASON J. WALTON	14	5.67%
Total Votes Cast	247	100.00%

Republican for US House 3

Vote For 1

	TOTAL	VOTE %
STEWART PEAY	115	46.00%
MIKE KENNEDY	94	37.60%
CASE LAWRENCE	22	8.80%
JOHN "FRUGAL" DOUGALL	11	4.40%
JR BIRD	8	3.20%
Total Votes Cast	250	100.00%

AL303

Republican for Governor

Vote For 1

	TOTAL	VOTE %
PHIL LYMAN NATALIE CLAWSON	126	50.20%
SPENCER J. COX DEIDRE M.	125	49.80%
Total Votes Cast	251	100.00%

Republican for Attorney General

Vote For 1

	TOTAL	VOTE %
DEREK BROWN	109	46.19%
RACHEL TERRY	70	29.66%
FRANK DEMCY MYLAR	57	24.15%
Total Votes Cast	236	100.00%

Republican for State Auditor

Vote For 1

	TOTAL	VOTE %
TINA CANNON	117	51.32%
RICKY HATCH	111	48.68%
Total Votes Cast	228	100.00%

AL304

STATISTICS

	TOTAL
Registered Voters - Total	587
Registered Voters - Republican	587
Registered Voters - Nonpartisan	0
Ballots Cast - Total	259
Ballots Cast - Republican	259
Ballots Cast - Nonpartisan	0
Ballots Cast - Blank	0
Voter Turnout - Total	44.12%
Voter Turnout - Republican	44.12%
Voter Turnout - Nonpartisan	0.00%

Republican for US Senate

Vote For 1

	TOTAL	VOTE %
JOHN CURTIS	142	55.69%
TRENT STAGGS	75	29.41%
BRAD WILSON	24	9.41%
JASON J. WALTON	14	5.49%
Total Votes Cast	255	100.00%

Republican for US House 3

Vote For 1

	TOTAL	VOTE %
MIKE KENNEDY	121	47.83%
STEWART PEAY	54	21.34%
CASE LAWRENCE	51	20.16%
JOHN "FRUGAL" DOUGALL	15	5.93%
JR BIRD	12	4.74%
Total Votes Cast	253	100.00%

AL304

Republican for Governor

Vote For 1

	TOTAL	VOTE %
SPENCER J. COX DEIDRE M.	141	54.44%
PHIL LYMAN NATALIE CLAWSON	118	45.56%
Total Votes Cast	259	100.00%

Republican for Attorney General

Vote For 1

	TOTAL	VOTE %
DEREK BROWN	111	45.87%
RACHEL TERRY	86	35.54%
FRANK DEMCY MYLAR	45	18.60%
Total Votes Cast	242	100.00%

Republican for State Auditor

Vote For 1

	TOTAL	VOTE %
TINA CANNON	152	64.68%
RICKY HATCH	83	35.32%
Total Votes Cast	235	100.00%

AL305

STATISTICS

	TOTAL
Registered Voters - Total	742
Registered Voters - Republican	742
Registered Voters - Nonpartisan	0
Ballots Cast - Total	425
Ballots Cast - Republican	425
Ballots Cast - Nonpartisan	0
Ballots Cast - Blank	0
Voter Turnout - Total	57.28%
Voter Turnout - Republican	57.28%
Voter Turnout - Nonpartisan	0.00%

Republican for US Senate

Vote For 1

	TOTAL	VOTE %
JOHN CURTIS	214	50.71%
TRENT STAGGS	159	37.68%
BRAD WILSON	37	8.77%
JASON J. WALTON	12	2.84%
Total Votes Cast	422	100.00%

Republican for US House 3

Vote For 1

	TOTAL	VOTE %
MIKE KENNEDY	297	70.21%
CASE LAWRENCE	55	13.00%
STEWART PEAY	34	8.04%
JOHN "FRUGAL" DOUGALL	25	5.91%
JR BIRD	12	2.84%
Total Votes Cast	423	100.00%

AL305

Republican for Governor

Vote For 1

	TOTAL	VOTE %
SPENCER J. COX DEIDRE M.	223	52.72%
PHIL LYMAN NATALIE CLAWSON	200	47.28%
Total Votes Cast	423	100.00%

Republican for Attorney General

Vote For 1

	TOTAL	VOTE %
DEREK BROWN	200	48.66%
FRANK DEMCY MYLAR	124	30.17%
RACHEL TERRY	87	21.17%
Total Votes Cast	411	100.00%

Republican for State Auditor

Vote For 1

	TOTAL	VOTE %
TINA CANNON	247	62.22%
RICKY HATCH	150	37.78%
Total Votes Cast	397	100.00%

AL306

STATISTICS

	TOTAL
Registered Voters - Total	714
Registered Voters - Republican	714
Registered Voters - Nonpartisan	0
Ballots Cast - Total	373
Ballots Cast - Republican	373
Ballots Cast - Nonpartisan	0
Ballots Cast - Blank	0
Voter Turnout - Total	52.24%
Voter Turnout - Republican	52.24%
Voter Turnout - Nonpartisan	0.00%

Republican for US Senate

Vote For 1

	TOTAL	VOTE %
JOHN CURTIS	177	47.84%
TRENT STAGGS	121	32.70%
JASON J. WALTON	56	15.14%
BRAD WILSON	16	4.32%
Total Votes Cast	370	100.00%

Republican for US House 3

Vote For 1

	TOTAL	VOTE %
MIKE KENNEDY	247	66.22%
CASE LAWRENCE	64	17.16%
STEWART PEAY	35	9.38%
JOHN "FRUGAL" DOUGALL	23	6.17%
JR BIRD	4	1.07%
Total Votes Cast	373	100.00%

AL306

Republican for Governor

Vote For 1

	TOTAL	VOTE %
SPENCER J. COX DEIDRE M.	196	52.83%
PHIL LYMAN NATALIE CLAWSON	175	47.17%
Total Votes Cast	371	100.00%

Republican for Attorney General

Vote For 1

	TOTAL	VOTE %
DEREK BROWN	160	45.58%
RACHEL TERRY	115	32.76%
FRANK DEMCY MYLAR	76	21.65%
Total Votes Cast	351	100.00%

Republican for State Auditor

Vote For 1

	TOTAL	VOTE %
TINA CANNON	198	59.10%
RICKY HATCH	137	40.90%
Total Votes Cast	335	100.00%

AL307

STATISTICS

	TOTAL
Registered Voters - Total	812
Registered Voters - Republican	812
Registered Voters - Nonpartisan	0
Ballots Cast - Total	370
Ballots Cast - Republican	370
Ballots Cast - Nonpartisan	0
Ballots Cast - Blank	0
Voter Turnout - Total	45.57%
Voter Turnout - Republican	45.57%
Voter Turnout - Nonpartisan	0.00%

Republican for US Senate

Vote For 1

	TOTAL	VOTE %
JOHN CURTIS	205	55.71%
TRENT STAGGS	124	33.70%
BRAD WILSON	23	6.25%
JASON J. WALTON	16	4.35%
Total Votes Cast	368	100.00%

Republican for US House 3

Vote For 1

	TOTAL	VOTE %
MIKE KENNEDY	211	57.49%
STEWART PEAY	74	20.16%
CASE LAWRENCE	47	12.81%
JR BIRD	19	5.18%
JOHN "FRUGAL" DOUGALL	16	4.36%
Total Votes Cast	367	100.00%

AL307

Republican for Governor

Vote For 1

	TOTAL	VOTE %
SPENCER J. COX DEIDRE M.	191	51.76%
PHIL LYMAN NATALIE CLAWSON	178	48.24%
Total Votes Cast	369	100.00%

Republican for Attorney General

Vote For 1

	TOTAL	VOTE %
DEREK BROWN	164	46.20%
RACHEL TERRY	113	31.83%
FRANK DEMCY MYLAR	78	21.97%
Total Votes Cast	355	100.00%

Republican for State Auditor

Vote For 1

	TOTAL	VOTE %
TINA CANNON	192	56.47%
RICKY HATCH	148	43.53%
Total Votes Cast	340	100.00%

AL308

STATISTICS

	TOTAL
Registered Voters - Total	560
Registered Voters - Republican	560
Registered Voters - Nonpartisan	0
Ballots Cast - Total	274
Ballots Cast - Republican	274
Ballots Cast - Nonpartisan	0
Ballots Cast - Blank	0
Voter Turnout - Total	48.93%
Voter Turnout - Republican	48.93%
Voter Turnout - Nonpartisan	0.00%

Republican for US Senate

Vote For 1

	TOTAL	VOTE %
JOHN CURTIS	134	49.08%
TRENT STAGGS	90	32.97%
BRAD WILSON	26	9.52%
JASON J. WALTON	23	8.42%
Total Votes Cast	273	100.00%

Republican for US House 3

Vote For 1

	TOTAL	VOTE %
MIKE KENNEDY	147	54.85%
STEWART PEAY	61	22.76%
CASE LAWRENCE	46	17.16%
JOHN "FRUGAL" DOUGALL	10	3.73%
JR BIRD	4	1.49%
Total Votes Cast	268	100.00%

AL308

Republican for Governor

Vote For 1

	TOTAL	VOTE %
SPENCER J. COX DEIDRE M.	153	56.04%
PHIL LYMAN NATALIE CLAWSON	120	43.96%
Total Votes Cast	273	100.00%

Republican for Attorney General

Vote For 1

	TOTAL	VOTE %
DEREK BROWN	125	49.60%
RACHEL TERRY	68	26.98%
FRANK DEMCY MYLAR	59	23.41%
Total Votes Cast	252	100.00%

Republican for State Auditor

Vote For 1

	TOTAL	VOTE %
TINA CANNON	165	69.33%
RICKY HATCH	73	30.67%
Total Votes Cast	238	100.00%

CF401

STATISTICS

	TOTAL
Registered Voters - Total	188
Registered Voters - Republican	188
Registered Voters - Nonpartisan	0
Ballots Cast - Total	74
Ballots Cast - Republican	74
Ballots Cast - Nonpartisan	0
Ballots Cast - Blank	0
Voter Turnout - Total	39.36%
Voter Turnout - Republican	39.36%
Voter Turnout - Nonpartisan	0.00%

Republican for US Senate

Vote For 1

	TOTAL	VOTE %
TRENT STAGGS	38	51.35%
JOHN CURTIS	30	40.54%
BRAD WILSON	5	6.76%
JASON J. WALTON	1	1.35%
Total Votes Cast	74	100.00%

Republican for Governor

Vote For 1

	TOTAL	VOTE %
PHIL LYMAN NATALIE CLAWSON	52	72.22%
SPENCER J. COX DEIDRE M.	20	27.78%
Total Votes Cast	72	100.00%

CF401

Republican for Attorney General

Vote For 1

	TOTAL	VOTE %
DEREK BROWN	38	52.78%
FRANK DEMCY MYLAR	18	25.00%
RACHEL TERRY	16	22.22%
Total Votes Cast	72	100.00%

Republican for State Auditor

Vote For 1

	TOTAL	VOTE %
TINA CANNON	42	59.15%
RICKY HATCH	29	40.85%
Total Votes Cast	71	100.00%

Republican for State School Board 10 (Multi-County)

Vote For 1

	TOTAL	VOTE %
MONICA BANGERTER WILBUR	36	52.17%
MATT HYMAS	33	47.83%
Total Votes Cast	69	100.00%

CH301

STATISTICS

	TOTAL
Registered Voters - Total	628
Registered Voters - Republican	628
Registered Voters - Nonpartisan	0
Ballots Cast - Total	236
Ballots Cast - Republican	236
Ballots Cast - Nonpartisan	0
Ballots Cast - Blank	0
Voter Turnout - Total	37.58%
Voter Turnout - Republican	37.58%
Voter Turnout - Nonpartisan	0.00%

Republican for US Senate

Vote For 1

	TOTAL	VOTE %
JOHN CURTIS	112	47.66%
TRENT STAGGS	87	37.02%
JASON J. WALTON	19	8.09%
BRAD WILSON	17	7.23%
Total Votes Cast	235	100.00%

Republican for US House 3

Vote For 1

	TOTAL	VOTE %
MIKE KENNEDY	115	50.22%
STEWART PEAY	48	20.96%
CASE LAWRENCE	45	19.65%
JOHN "FRUGAL" DOUGALL	14	6.11%
JR BIRD	7	3.06%
Total Votes Cast	229	100.00%

CH301

Republican for Governor

Vote For 1

	TOTAL	VOTE %
SPENCER J. COX DEIDRE M.	124	52.54%
PHIL LYMAN NATALIE CLAWSON	112	47.46%
Total Votes Cast	236	100.00%

Republican for Attorney General

Vote For 1

	TOTAL	VOTE %
DEREK BROWN	95	42.41%
RACHEL TERRY	68	30.36%
FRANK DEMCY MYLAR	61	27.23%
Total Votes Cast	224	100.00%

Republican for State Auditor

Vote For 1

	TOTAL	VOTE %
TINA CANNON	121	55.00%
RICKY HATCH	99	45.00%
Total Votes Cast	220	100.00%

CH302

STATISTICS

	TOTAL
Registered Voters - Total	406
Registered Voters - Republican	406
Registered Voters - Nonpartisan	0
Ballots Cast - Total	164
Ballots Cast - Republican	164
Ballots Cast - Nonpartisan	0
Ballots Cast - Blank	0
Voter Turnout - Total	40.39%
Voter Turnout - Republican	40.39%
Voter Turnout - Nonpartisan	0.00%

Republican for US Senate

Vote For 1

	TOTAL	VOTE %
JOHN CURTIS	75	45.73%
TRENT STAGGS	68	41.46%
BRAD WILSON	14	8.54%
JASON J. WALTON	7	4.27%
Total Votes Cast	164	100.00%

Republican for US House 3

Vote For 1

	TOTAL	VOTE %
MIKE KENNEDY	75	47.77%
JR BIRD	25	15.92%
CASE LAWRENCE	23	14.65%
STEWART PEAY	21	13.38%
JOHN "FRUGAL" DOUGALL	13	8.28%
Total Votes Cast	157	100.00%

CH302

Republican for Governor

Vote For 1

	TOTAL	VOTE %
PHIL LYMAN NATALIE CLAWSON	92	56.10%
SPENCER J. COX DEIDRE M.	72	43.90%
Total Votes Cast	164	100.00%

Republican for Attorney General

Vote For 1

	TOTAL	VOTE %
DEREK BROWN	61	39.87%
FRANK DEMCY MYLAR	47	30.72%
RACHEL TERRY	45	29.41%
Total Votes Cast	153	100.00%

Republican for State Auditor

Vote For 1

	TOTAL	VOTE %
TINA CANNON	83	54.61%
RICKY HATCH	69	45.39%
Total Votes Cast	152	100.00%

CH304

STATISTICS

	TOTAL
Registered Voters - Total	643
Registered Voters - Republican	643
Registered Voters - Nonpartisan	0
Ballots Cast - Total	330
Ballots Cast - Republican	330
Ballots Cast - Nonpartisan	0
Ballots Cast - Blank	0
Voter Turnout - Total	51.32%
Voter Turnout - Republican	51.32%
Voter Turnout - Nonpartisan	0.00%

Republican for US Senate

Vote For 1

	TOTAL	VOTE %
TRENT STAGGS	161	49.09%
JOHN CURTIS	137	41.77%
JASON J. WALTON	17	5.18%
BRAD WILSON	13	3.96%
Total Votes Cast	328	100.00%

Republican for US House 3

Vote For 1

	TOTAL	VOTE %
MIKE KENNEDY	215	66.98%
CASE LAWRENCE	38	11.84%
JOHN "FRUGAL" DOUGALL	32	9.97%
STEWART PEAY	27	8.41%
JR BIRD	9	2.80%
Total Votes Cast	321	100.00%

CH304

Republican for Governor

Vote For 1

	TOTAL	VOTE %
PHIL LYMAN NATALIE CLAWSON	184	55.76%
SPENCER J. COX DEIDRE M.	146	44.24%
Total Votes Cast	330	100.00%

Republican for Attorney General

Vote For 1

	TOTAL	VOTE %
FRANK DEMCY MYLAR	133	42.09%
DEREK BROWN	100	31.65%
RACHEL TERRY	83	26.27%
Total Votes Cast	316	100.00%

Republican for State Auditor

Vote For 1

	TOTAL	VOTE %
TINA CANNON	221	72.22%
RICKY HATCH	85	27.78%
Total Votes Cast	306	100.00%

CH305

STATISTICS

	TOTAL
Registered Voters - Total	873
Registered Voters - Republican	873
Registered Voters - Nonpartisan	0
Ballots Cast - Total	420
Ballots Cast - Republican	420
Ballots Cast - Nonpartisan	0
Ballots Cast - Blank	0
Voter Turnout - Total	48.11%
Voter Turnout - Republican	48.11%
Voter Turnout - Nonpartisan	0.00%

Republican for US Senate

Vote For 1

	TOTAL	VOTE %
JOHN CURTIS	248	59.90%
TRENT STAGGS	108	26.09%
JASON J. WALTON	29	7.00%
BRAD WILSON	29	7.00%
Total Votes Cast	414	100.00%

Republican for US House 3

Vote For 1

	TOTAL	VOTE %
MIKE KENNEDY	196	47.57%
STEWART PEAY	101	24.51%
CASE LAWRENCE	84	20.39%
JOHN "FRUGAL" DOUGALL	26	6.31%
JR BIRD	5	1.21%
Total Votes Cast	412	100.00%

CH305

Republican for Governor

Vote For 1

	TOTAL	VOTE %
SPENCER J. COX DEIDRE M.	250	59.81%
PHIL LYMAN NATALIE CLAWSON	168	40.19%
Total Votes Cast	418	100.00%

Republican for Attorney General

Vote For 1

	TOTAL	VOTE %
DEREK BROWN	180	45.80%
RACHEL TERRY	118	30.03%
FRANK DEMCY MYLAR	95	24.17%
Total Votes Cast	393	100.00%

Republican for State Auditor

Vote For 1

	TOTAL	VOTE %
TINA CANNON	211	54.66%
RICKY HATCH	175	45.34%
Total Votes Cast	386	100.00%

CH306

STATISTICS

	TOTAL
Registered Voters - Total	311
Registered Voters - Republican	311
Registered Voters - Nonpartisan	0
Ballots Cast - Total	144
Ballots Cast - Republican	144
Ballots Cast - Nonpartisan	0
Ballots Cast - Blank	0
Voter Turnout - Total	46.30%
Voter Turnout - Republican	46.30%
Voter Turnout - Nonpartisan	0.00%

Republican for US Senate

Vote For 1

	TOTAL	VOTE %
JOHN CURTIS	77	53.47%
TRENT STAGGS	48	33.33%
JASON J. WALTON	12	8.33%
BRAD WILSON	7	4.86%
Total Votes Cast	144	100.00%

Republican for US House 3

Vote For 1

	TOTAL	VOTE %
MIKE KENNEDY	80	56.34%
STEWART PEAY	23	16.20%
CASE LAWRENCE	22	15.49%
JOHN "FRUGAL" DOUGALL	10	7.04%
JR BIRD	7	4.93%
Total Votes Cast	142	100.00%

CH306

Republican for Governor

Vote For 1

	TOTAL	VOTE %
SPENCER J. COX DEIDRE M.	76	52.78%
PHIL LYMAN NATALIE CLAWSON	68	47.22%
Total Votes Cast	144	100.00%

Republican for Attorney General

Vote For 1

	TOTAL	VOTE %
DEREK BROWN	67	47.86%
RACHEL TERRY	43	30.71%
FRANK DEMCY MYLAR	30	21.43%
Total Votes Cast	140	100.00%

Republican for State Auditor

Vote For 1

	TOTAL	VOTE %
TINA CANNON	79	61.24%
RICKY HATCH	50	38.76%
Total Votes Cast	129	100.00%

CH307

STATISTICS

	TOTAL
Registered Voters - Total	520
Registered Voters - Republican	520
Registered Voters - Nonpartisan	0
Ballots Cast - Total	255
Ballots Cast - Republican	255
Ballots Cast - Nonpartisan	0
Ballots Cast - Blank	0
Voter Turnout - Total	49.04%
Voter Turnout - Republican	49.04%
Voter Turnout - Nonpartisan	0.00%

Republican for US Senate

Vote For 1

	TOTAL	VOTE %
TRENT STAGGS	121	47.64%
JOHN CURTIS	107	42.13%
JASON J. WALTON	17	6.69%
BRAD WILSON	9	3.54%
Total Votes Cast	254	100.00%

Republican for US House 3

Vote For 1

	TOTAL	VOTE %
MIKE KENNEDY	174	69.88%
STEWART PEAY	30	12.05%
CASE LAWRENCE	27	10.84%
JOHN "FRUGAL" DOUGALL	15	6.02%
JR BIRD	3	1.20%
Total Votes Cast	249	100.00%

CH307

Republican for Governor

Vote For 1

	TOTAL	VOTE %
PHIL LYMAN NATALIE CLAWSON	137	53.73%
SPENCER J. COX DEIDRE M.	118	46.27%
Total Votes Cast	255	100.00%

Republican for Attorney General

Vote For 1

	TOTAL	VOTE %
FRANK DEMCY MYLAR	111	45.12%
DEREK BROWN	82	33.33%
RACHEL TERRY	53	21.54%
Total Votes Cast	246	100.00%

Republican for State Auditor

Vote For 1

	TOTAL	VOTE %
TINA CANNON	182	76.47%
RICKY HATCH	56	23.53%
Total Votes Cast	238	100.00%

CH308

STATISTICS

	TOTAL
Registered Voters - Total	838
Registered Voters - Republican	838
Registered Voters - Nonpartisan	0
Ballots Cast - Total	431
Ballots Cast - Republican	431
Ballots Cast - Nonpartisan	0
Ballots Cast - Blank	1
Voter Turnout - Total	51.43%
Voter Turnout - Republican	51.43%
Voter Turnout - Nonpartisan	0.00%

Republican for US Senate

Vote For 1

	TOTAL	VOTE %
JOHN CURTIS	223	52.47%
TRENT STAGGS	155	36.47%
JASON J. WALTON	24	5.65%
BRAD WILSON	23	5.41%
Total Votes Cast	425	100.00%

Republican for US House 3

Vote For 1

	TOTAL	VOTE %
MIKE KENNEDY	234	55.19%
CASE LAWRENCE	77	18.16%
STEWART PEAY	66	15.57%
JOHN "FRUGAL" DOUGALL	28	6.60%
JR BIRD	19	4.48%
Total Votes Cast	424	100.00%

CH308

Republican for Governor

Vote For 1

	TOTAL	VOTE %
SPENCER J. COX DEIDRE M.	221	52.00%
PHIL LYMAN NATALIE CLAWSON	204	48.00%
Total Votes Cast	425	100.00%

Republican for Attorney General

Vote For 1

	TOTAL	VOTE %
DEREK BROWN	194	46.75%
FRANK DEMCY MYLAR	116	27.95%
RACHEL TERRY	105	25.30%
Total Votes Cast	415	100.00%

Republican for State Auditor

Vote For 1

	TOTAL	VOTE %
TINA CANNON	248	63.27%
RICKY HATCH	144	36.73%
Total Votes Cast	392	100.00%

DR301

STATISTICS

	TOTAL
Registered Voters - Total	399
Registered Voters - Republican	399
Registered Voters - Nonpartisan	0
Ballots Cast - Total	171
Ballots Cast - Republican	171
Ballots Cast - Nonpartisan	0
Ballots Cast - Blank	0
Voter Turnout - Total	42.86%
Voter Turnout - Republican	42.86%
Voter Turnout - Nonpartisan	0.00%

Republican for US Senate

Vote For 1

	TOTAL	VOTE %
JOHN CURTIS	92	54.76%
TRENT STAGGS	53	31.55%
BRAD WILSON	17	10.12%
JASON J. WALTON	6	3.57%
Total Votes Cast	168	100.00%

Republican for US House 3

Vote For 1

	TOTAL	VOTE %
MIKE KENNEDY	51	31.10%
CASE LAWRENCE	47	28.66%
STEWART PEAY	32	19.51%
JOHN "FRUGAL" DOUGALL	22	13.41%
JR BIRD	12	7.32%
Total Votes Cast	164	100.00%

DR301

Republican for Governor

Vote For 1

	TOTAL	VOTE %
SPENCER J. COX DEIDRE M.	103	60.59%
PHIL LYMAN NATALIE CLAWSON	67	39.41%
Total Votes Cast	170	100.00%

Republican for Attorney General

Vote For 1

	TOTAL	VOTE %
DEREK BROWN	87	56.49%
RACHEL TERRY	38	24.68%
FRANK DEMCY MYLAR	29	18.83%
Total Votes Cast	154	100.00%

Republican for State Auditor

Vote For 1

	TOTAL	VOTE %
TINA CANNON	91	59.87%
RICKY HATCH	61	40.13%
Total Votes Cast	152	100.00%

DR302

STATISTICS

	TOTAL
Registered Voters - Total	582
Registered Voters - Republican	582
Registered Voters - Nonpartisan	0
Ballots Cast - Total	215
Ballots Cast - Republican	215
Ballots Cast - Nonpartisan	0
Ballots Cast - Blank	0
Voter Turnout - Total	36.94%
Voter Turnout - Republican	36.94%
Voter Turnout - Nonpartisan	0.00%

Republican for US Senate

Vote For 1

	TOTAL	VOTE %
JOHN CURTIS	107	50.47%
TRENT STAGGS	66	31.13%
BRAD WILSON	23	10.85%
JASON J. WALTON	16	7.55%
Total Votes Cast	212	100.00%

Republican for US House 3

Vote For 1

	TOTAL	VOTE %
MIKE KENNEDY	63	29.58%
CASE LAWRENCE	52	24.41%
JOHN "FRUGAL" DOUGALL	39	18.31%
STEWART PEAY	34	15.96%
JR BIRD	25	11.74%
Total Votes Cast	213	100.00%

DR302

Republican for Governor

Vote For 1

	TOTAL	VOTE %
SPENCER J. COX DEIDRE M.	118	54.88%
PHIL LYMAN NATALIE CLAWSON	97	45.12%
Total Votes Cast	215	100.00%

Republican for Attorney General

Vote For 1

	TOTAL	VOTE %
DEREK BROWN	89	43.00%
RACHEL TERRY	75	36.23%
FRANK DEMCY MYLAR	43	20.77%
Total Votes Cast	207	100.00%

Republican for State Auditor

Vote For 1

	TOTAL	VOTE %
TINA CANNON	129	64.18%
RICKY HATCH	72	35.82%
Total Votes Cast	201	100.00%

EM401

STATISTICS

	TOTAL
Registered Voters - Total	292
Registered Voters - Republican	292
Registered Voters - Nonpartisan	0
Ballots Cast - Total	104
Ballots Cast - Republican	104
Ballots Cast - Nonpartisan	0
Ballots Cast - Blank	0
Voter Turnout - Total	35.62%
Voter Turnout - Republican	35.62%
Voter Turnout - Nonpartisan	0.00%

Republican for US Senate

Vote For 1

	TOTAL	VOTE %
TRENT STAGGS	49	47.12%
JOHN CURTIS	39	37.50%
BRAD WILSON	14	13.46%
JASON J. WALTON	2	1.92%
Total Votes Cast	104	100.00%

Republican for Governor

Vote For 1

	TOTAL	VOTE %
PHIL LYMAN NATALIE CLAWSON	61	58.65%
SPENCER J. COX DEIDRE M.	43	41.35%
Total Votes Cast	104	100.00%

EM401

Republican for Attorney General

Vote For 1

	TOTAL	VOTE %
RACHEL TERRY	35	35.71%
DEREK BROWN	34	34.69%
FRANK DEMCY MYLAR	29	29.59%
Total Votes Cast	98	100.00%

Republican for State Auditor

Vote For 1

	TOTAL	VOTE %
RICKY HATCH	48	50.53%
TINA CANNON	47	49.47%
Total Votes Cast	95	100.00%

Republican for State School Board 10 (Multi-County)

Vote For 1

	TOTAL	VOTE %
MONICA BANGERTER WILBUR	59	62.77%
MATT HYMAS	35	37.23%
Total Votes Cast	94	100.00%

EM402

STATISTICS

	TOTAL
Registered Voters - Total	803
Registered Voters - Republican	803
Registered Voters - Nonpartisan	0
Ballots Cast - Total	289
Ballots Cast - Republican	289
Ballots Cast - Nonpartisan	0
Ballots Cast - Blank	0
Voter Turnout - Total	35.99%
Voter Turnout - Republican	35.99%
Voter Turnout - Nonpartisan	0.00%

Republican for US Senate

Vote For 1

	TOTAL	VOTE %
TRENT STAGGS	195	67.94%
JOHN CURTIS	57	19.86%
BRAD WILSON	30	10.45%
JASON J. WALTON	5	1.74%
Total Votes Cast	287	100.00%

Republican for Governor

Vote For 1

	TOTAL	VOTE %
PHIL LYMAN NATALIE CLAWSON	209	72.57%
SPENCER J. COX DEIDRE M.	79	27.43%
Total Votes Cast	288	100.00%

EM402

Republican for Attorney General

Vote For 1

	TOTAL	VOTE %
FRANK DEMCY MYLAR	128	45.71%
DEREK BROWN	103	36.79%
RACHEL TERRY	49	17.50%
Total Votes Cast	280	100.00%

Republican for State Auditor

Vote For 1

	TOTAL	VOTE %
RICKY HATCH	148	54.61%
TINA CANNON	123	45.39%
Total Votes Cast	271	100.00%

Republican for State School Board 10 (Multi-County)

Vote For 1

	TOTAL	VOTE %
MONICA BANGERTER WILBUR	139	51.29%
MATT HYMAS	132	48.71%
Total Votes Cast	271	100.00%

EM403

STATISTICS

	TOTAL
Registered Voters - Total	602
Registered Voters - Republican	602
Registered Voters - Nonpartisan	0
Ballots Cast - Total	244
Ballots Cast - Republican	244
Ballots Cast - Nonpartisan	0
Ballots Cast - Blank	0
Voter Turnout - Total	40.53%
Voter Turnout - Republican	40.53%
Voter Turnout - Nonpartisan	0.00%

Republican for US Senate

Vote For 1

	TOTAL	VOTE %
TRENT STAGGS	117	47.95%
JOHN CURTIS	68	27.87%
BRAD WILSON	31	12.70%
JASON J. WALTON	28	11.48%
Total Votes Cast	244	100.00%

Republican for Governor

Vote For 1

	TOTAL	VOTE %
PHIL LYMAN NATALIE CLAWSON	168	68.85%
SPENCER J. COX DEIDRE M.	76	31.15%
Total Votes Cast	244	100.00%

EM403

Republican for Attorney General

Vote For 1

	TOTAL	VOTE %
DEREK BROWN	96	41.92%
FRANK DEMCY MYLAR	81	35.37%
RACHEL TERRY	52	22.71%
Total Votes Cast	229	100.00%

Republican for State Auditor

Vote For 1

	TOTAL	VOTE %
TINA CANNON	128	58.99%
RICKY HATCH	89	41.01%
Total Votes Cast	217	100.00%

Republican for State School Board 10 (Multi-County)

Vote For 1

	TOTAL	VOTE %
MONICA BANGERTER WILBUR	130	62.50%
MATT HYMAS	78	37.50%
Total Votes Cast	208	100.00%

EM404

STATISTICS

	TOTAL
Registered Voters - Total	487
Registered Voters - Republican	487
Registered Voters - Nonpartisan	0
Ballots Cast - Total	146
Ballots Cast - Republican	146
Ballots Cast - Nonpartisan	0
Ballots Cast - Blank	0
Voter Turnout - Total	29.98%
Voter Turnout - Republican	29.98%
Voter Turnout - Nonpartisan	0.00%

Republican for US Senate

Vote For 1

	TOTAL	VOTE %
TRENT STAGGS	68	46.90%
JOHN CURTIS	57	39.31%
JASON J. WALTON	12	8.28%
BRAD WILSON	8	5.52%
Total Votes Cast	145	100.00%

Republican for Governor

Vote For 1

	TOTAL	VOTE %
PHIL LYMAN NATALIE CLAWSON	83	56.85%
SPENCER J. COX DEIDRE M.	63	43.15%
Total Votes Cast	146	100.00%

EM404

Republican for Attorney General

Vote For 1

	TOTAL	VOTE %
DEREK BROWN	56	40.58%
FRANK DEMCY MYLAR	48	34.78%
RACHEL TERRY	34	24.64%
Total Votes Cast	138	100.00%

Republican for State Auditor

Vote For 1

	TOTAL	VOTE %
TINA CANNON	86	62.32%
RICKY HATCH	52	37.68%
Total Votes Cast	138	100.00%

Republican for State Senate 22 (Multi-County)

Vote For 1

	TOTAL	VOTE %
HEIDI BALDERREE	70	49.65%
EMILY LOCKHART	47	33.33%
GARRETT CAMMANS	24	17.02%
Total Votes Cast	141	100.00%

Republican for State School Board 10 (Multi-County)

Vote For 1

	TOTAL	VOTE %
MONICA BANGERTER WILBUR	84	60.87%
MATT HYMAS	54	39.13%
Total Votes Cast	138	100.00%

EM405

STATISTICS

	TOTAL
Registered Voters - Total	637
Registered Voters - Republican	637
Registered Voters - Nonpartisan	0
Ballots Cast - Total	174
Ballots Cast - Republican	174
Ballots Cast - Nonpartisan	0
Ballots Cast - Blank	0
Voter Turnout - Total	27.32%
Voter Turnout - Republican	27.32%
Voter Turnout - Nonpartisan	0.00%

Republican for US Senate

Vote For 1

	TOTAL	VOTE %
TRENT STAGGS	79	45.66%
JOHN CURTIS	61	35.26%
BRAD WILSON	27	15.61%
JASON J. WALTON	6	3.47%
Total Votes Cast	173	100.00%

Republican for Governor

Vote For 1

	TOTAL	VOTE %
PHIL LYMAN NATALIE CLAWSON	104	59.77%
SPENCER J. COX DEIDRE M.	70	40.23%
Total Votes Cast	174	100.00%

EM405

Republican for Attorney General

Vote For 1

	TOTAL	VOTE %
DEREK BROWN	67	39.41%
FRANK DEMCY MYLAR	57	33.53%
RACHEL TERRY	46	27.06%
Total Votes Cast	170	100.00%

Republican for State Auditor

Vote For 1

	TOTAL	VOTE %
TINA CANNON	102	62.58%
RICKY HATCH	61	37.42%
Total Votes Cast	163	100.00%

Republican for State Senate 22 (Multi-County)

Vote For 1

	TOTAL	VOTE %
HEIDI BALDERREE	67	40.12%
EMILY LOCKHART	64	38.32%
GARRETT CAMMANS	36	21.56%
Total Votes Cast	167	100.00%

Republican for State School Board 10 (Multi-County)

Vote For 1

	TOTAL	VOTE %
MATT HYMAS	83	50.61%
MONICA BANGERTER WILBUR	81	49.39%
Total Votes Cast	164	100.00%

EM406

STATISTICS

	TOTAL
Registered Voters - Total	615
Registered Voters - Republican	615
Registered Voters - Nonpartisan	0
Ballots Cast - Total	206
Ballots Cast - Republican	206
Ballots Cast - Nonpartisan	0
Ballots Cast - Blank	0
Voter Turnout - Total	33.50%
Voter Turnout - Republican	33.50%
Voter Turnout - Nonpartisan	0.00%

Republican for US Senate

Vote For 1

	TOTAL	VOTE %
TRENT STAGGS	117	57.07%
JOHN CURTIS	69	33.66%
BRAD WILSON	13	6.34%
JASON J. WALTON	6	2.93%
Total Votes Cast	205	100.00%

Republican for Governor

Vote For 1

	TOTAL	VOTE %
PHIL LYMAN NATALIE CLAWSON	141	68.45%
SPENCER J. COX DEIDRE M.	65	31.55%
Total Votes Cast	206	100.00%

EM406

Republican for Attorney General

Vote For 1

	TOTAL	VOTE %
FRANK DEMCY MYLAR	84	41.58%
DEREK BROWN	63	31.19%
RACHEL TERRY	55	27.23%
Total Votes Cast	202	100.00%

Republican for State Auditor

Vote For 1

	TOTAL	VOTE %
TINA CANNON	125	64.10%
RICKY HATCH	70	35.90%
Total Votes Cast	195	100.00%

Republican for State School Board 10 (Multi-County)

Vote For 1

	TOTAL	VOTE %
MONICA BANGERTER WILBUR	111	55.22%
MATT HYMAS	90	44.78%
Total Votes Cast	201	100.00%

EM407

STATISTICS

	TOTAL
Registered Voters - Total	485
Registered Voters - Republican	485
Registered Voters - Nonpartisan	0
Ballots Cast - Total	212
Ballots Cast - Republican	212
Ballots Cast - Nonpartisan	0
Ballots Cast - Blank	0
Voter Turnout - Total	43.71%
Voter Turnout - Republican	43.71%
Voter Turnout - Nonpartisan	0.00%

Republican for US Senate

Vote For 1

	TOTAL	VOTE %
TRENT STAGGS	101	47.87%
JOHN CURTIS	79	37.44%
BRAD WILSON	18	8.53%
JASON J. WALTON	13	6.16%
Total Votes Cast	211	100.00%

Republican for Governor

Vote For 1

	TOTAL	VOTE %
PHIL LYMAN NATALIE CLAWSON	127	59.91%
SPENCER J. COX DEIDRE M.	85	40.09%
Total Votes Cast	212	100.00%

EM407

Republican for Attorney General

Vote For 1

	TOTAL	VOTE %
DEREK BROWN	85	41.67%
FRANK DEMCY MYLAR	64	31.37%
RACHEL TERRY	55	26.96%
Total Votes Cast	204	100.00%

Republican for State Auditor

Vote For 1

	TOTAL	VOTE %
TINA CANNON	103	50.24%
RICKY HATCH	102	49.76%
Total Votes Cast	205	100.00%

Republican for State School Board 10 (Multi-County)

Vote For 1

	TOTAL	VOTE %
MONICA BANGERTER WILBUR	111	56.06%
MATT HYMAS	87	43.94%
Total Votes Cast	198	100.00%

EM408

STATISTICS

	TOTAL
Registered Voters - Total	515
Registered Voters - Republican	515
Registered Voters - Nonpartisan	0
Ballots Cast - Total	140
Ballots Cast - Republican	140
Ballots Cast - Nonpartisan	0
Ballots Cast - Blank	0
Voter Turnout - Total	27.18%
Voter Turnout - Republican	27.18%
Voter Turnout - Nonpartisan	0.00%

Republican for US Senate

Vote For 1

	TOTAL	VOTE %
JOHN CURTIS	56	40.88%
TRENT STAGGS	56	40.88%
BRAD WILSON	16	11.68%
JASON J. WALTON	9	6.57%
Total Votes Cast	137	100.00%

Republican for Governor

Vote For 1

	TOTAL	VOTE %
SPENCER J. COX DEIDRE M.	74	53.62%
PHIL LYMAN NATALIE CLAWSON	64	46.38%
Total Votes Cast	138	100.00%

EM408

Republican for Attorney General

Vote For 1

	TOTAL	VOTE %
DEREK BROWN	55	41.67%
FRANK DEMCY MYLAR	40	30.30%
RACHEL TERRY	37	28.03%
Total Votes Cast	132	100.00%

Republican for State Auditor

Vote For 1

	TOTAL	VOTE %
RICKY HATCH	65	50.78%
TINA CANNON	63	49.22%
Total Votes Cast	128	100.00%

Republican for State School Board 10 (Multi-County)

Vote For 1

	TOTAL	VOTE %
MATT HYMAS	71	56.80%
MONICA BANGERTER WILBUR	54	43.20%
Total Votes Cast	125	100.00%

EM409

STATISTICS

	TOTAL
Registered Voters - Total	371
Registered Voters - Republican	371
Registered Voters - Nonpartisan	0
Ballots Cast - Total	91
Ballots Cast - Republican	91
Ballots Cast - Nonpartisan	0
Ballots Cast - Blank	0
Voter Turnout - Total	24.53%
Voter Turnout - Republican	24.53%
Voter Turnout - Nonpartisan	0.00%

Republican for US Senate

Vote For 1

	TOTAL	VOTE %
TRENT STAGGS	46	51.11%
JOHN CURTIS	27	30.00%
BRAD WILSON	12	13.33%
JASON J. WALTON	5	5.56%
Total Votes Cast	90	100.00%

Republican for Governor

Vote For 1

	TOTAL	VOTE %
PHIL LYMAN NATALIE CLAWSON	53	58.24%
SPENCER J. COX DEIDRE M.	38	41.76%
Total Votes Cast	91	100.00%

EM409

Republican for Attorney General

Vote For 1

	TOTAL	VOTE %
DEREK BROWN	35	39.33%
RACHEL TERRY	29	32.58%
FRANK DEMCY MYLAR	25	28.09%
Total Votes Cast	89	100.00%

Republican for State Auditor

Vote For 1

	TOTAL	VOTE %
TINA CANNON	55	63.22%
RICKY HATCH	32	36.78%
Total Votes Cast	87	100.00%

Republican for State School Board 10 (Multi-County)

Vote For 1

	TOTAL	VOTE %
MONICA BANGERTER WILBUR	52	61.18%
MATT HYMAS	33	38.82%
Total Votes Cast	85	100.00%

EM410

STATISTICS

	TOTAL
Registered Voters - Total	346
Registered Voters - Republican	346
Registered Voters - Nonpartisan	0
Ballots Cast - Total	90
Ballots Cast - Republican	90
Ballots Cast - Nonpartisan	0
Ballots Cast - Blank	0
Voter Turnout - Total	26.01%
Voter Turnout - Republican	26.01%
Voter Turnout - Nonpartisan	0.00%

Republican for US Senate

Vote For 1

	TOTAL	VOTE %
TRENT STAGGS	39	43.82%
JOHN CURTIS	32	35.96%
BRAD WILSON	10	11.24%
JASON J. WALTON	8	8.99%
Total Votes Cast	89	100.00%

Republican for Governor

Vote For 1

	TOTAL	VOTE %
PHIL LYMAN NATALIE CLAWSON	51	57.30%
SPENCER J. COX DEIDRE M.	38	42.70%
Total Votes Cast	89	100.00%

EM410

Republican for Attorney General

Vote For 1

	TOTAL	VOTE %
DEREK BROWN	39	44.83%
FRANK DEMCY MYLAR	27	31.03%
RACHEL TERRY	21	24.14%
Total Votes Cast	87	100.00%

Republican for State Auditor

Vote For 1

	TOTAL	VOTE %
TINA CANNON	43	51.19%
RICKY HATCH	41	48.81%
Total Votes Cast	84	100.00%

Republican for State School Board 10 (Multi-County)

Vote For 1

	TOTAL	VOTE %
MONICA BANGERTER WILBUR	45	54.22%
MATT HYMAS	38	45.78%
Total Votes Cast	83	100.00%

EM411

STATISTICS

	TOTAL
Registered Voters - Total	383
Registered Voters - Republican	383
Registered Voters - Nonpartisan	0
Ballots Cast - Total	120
Ballots Cast - Republican	120
Ballots Cast - Nonpartisan	0
Ballots Cast - Blank	0
Voter Turnout - Total	31.33%
Voter Turnout - Republican	31.33%
Voter Turnout - Nonpartisan	0.00%

Republican for US Senate

Vote For 1

	TOTAL	VOTE %
JOHN CURTIS	70	58.82%
TRENT STAGGS	35	29.41%
JASON J. WALTON	7	5.88%
BRAD WILSON	7	5.88%
Total Votes Cast	119	100.00%

Republican for Governor

Vote For 1

	TOTAL	VOTE %
SPENCER J. COX DEIDRE M.	65	54.62%
PHIL LYMAN NATALIE CLAWSON	54	45.38%
Total Votes Cast	119	100.00%

EM411

Republican for Attorney General

Vote For 1

	TOTAL	VOTE %
DEREK BROWN	44	38.60%
RACHEL TERRY	42	36.84%
FRANK DEMCY MYLAR	28	24.56%
Total Votes Cast	114	100.00%

Republican for State Auditor

Vote For 1

	TOTAL	VOTE %
TINA CANNON	67	57.76%
RICKY HATCH	49	42.24%
Total Votes Cast	116	100.00%

Republican for State School Board 10 (Multi-County)

Vote For 1

	TOTAL	VOTE %
MONICA BANGERTER WILBUR	56	50.45%
MATT HYMAS	55	49.55%
Total Votes Cast	111	100.00%

EM412

STATISTICS

	TOTAL
Registered Voters - Total	635
Registered Voters - Republican	635
Registered Voters - Nonpartisan	0
Ballots Cast - Total	173
Ballots Cast - Republican	173
Ballots Cast - Nonpartisan	0
Ballots Cast - Blank	0
Voter Turnout - Total	27.24%
Voter Turnout - Republican	27.24%
Voter Turnout - Nonpartisan	0.00%

Republican for US Senate

Vote For 1

	TOTAL	VOTE %
TRENT STAGGS	71	41.52%
JOHN CURTIS	55	32.16%
BRAD WILSON	38	22.22%
JASON J. WALTON	7	4.09%
Total Votes Cast	171	100.00%

Republican for Governor

Vote For 1

	TOTAL	VOTE %
PHIL LYMAN NATALIE CLAWSON	98	56.65%
SPENCER J. COX DEIDRE M.	75	43.35%
Total Votes Cast	173	100.00%

EM412

Republican for Attorney General

Vote For 1

	TOTAL	VOTE %
DEREK BROWN	70	42.68%
RACHEL TERRY	50	30.49%
FRANK DEMCY MYLAR	44	26.83%
Total Votes Cast	164	100.00%

Republican for State Auditor

Vote For 1

	TOTAL	VOTE %
TINA CANNON	82	52.23%
RICKY HATCH	75	47.77%
Total Votes Cast	157	100.00%

Republican for State Senate 22 (Multi-County)

Vote For 1

	TOTAL	VOTE %
HEIDI BALDERREE	75	46.88%
EMILY LOCKHART	53	33.12%
GARRETT CAMMANS	32	20.00%
Total Votes Cast	160	100.00%

Republican for State School Board 10 (Multi-County)

Vote For 1

	TOTAL	VOTE %
MONICA BANGERTER WILBUR	90	56.96%
MATT HYMAS	68	43.04%
Total Votes Cast	158	100.00%

EM413

STATISTICS

	TOTAL
Registered Voters - Total	457
Registered Voters - Republican	457
Registered Voters - Nonpartisan	0
Ballots Cast - Total	144
Ballots Cast - Republican	144
Ballots Cast - Nonpartisan	0
Ballots Cast - Blank	0
Voter Turnout - Total	31.51%
Voter Turnout - Republican	31.51%
Voter Turnout - Nonpartisan	0.00%

Republican for US Senate

Vote For 1

	TOTAL	VOTE %
TRENT STAGGS	62	43.66%
JOHN CURTIS	56	39.44%
BRAD WILSON	21	14.79%
JASON J. WALTON	3	2.11%
Total Votes Cast	142	100.00%

Republican for Governor

Vote For 1

	TOTAL	VOTE %
PHIL LYMAN NATALIE CLAWSON	83	57.64%
SPENCER J. COX DEIDRE M.	61	42.36%
Total Votes Cast	144	100.00%

EM413

Republican for Attorney General

Vote For 1

	TOTAL	VOTE %
DEREK BROWN	53	39.85%
FRANK DEMCY MYLAR	51	38.35%
RACHEL TERRY	29	21.80%
Total Votes Cast	133	100.00%

Republican for State Auditor

Vote For 1

	TOTAL	VOTE %
TINA CANNON	70	55.12%
RICKY HATCH	57	44.88%
Total Votes Cast	127	100.00%

Republican for State Senate 22 (Multi-County)

Vote For 1

	TOTAL	VOTE %
HEIDI BALDERREE	72	52.17%
EMILY LOCKHART	49	35.51%
GARRETT CAMMANS	17	12.32%
Total Votes Cast	138	100.00%

Republican for State School Board 10 (Multi-County)

Vote For 1

	TOTAL	VOTE %
MONICA BANGERTER WILBUR	80	61.54%
MATT HYMAS	50	38.46%
Total Votes Cast	130	100.00%

EM414

STATISTICS

	TOTAL
Registered Voters - Total	471
Registered Voters - Republican	471
Registered Voters - Nonpartisan	0
Ballots Cast - Total	148
Ballots Cast - Republican	148
Ballots Cast - Nonpartisan	0
Ballots Cast - Blank	0
Voter Turnout - Total	31.42%
Voter Turnout - Republican	31.42%
Voter Turnout - Nonpartisan	0.00%

Republican for US Senate

Vote For 1

	TOTAL	VOTE %
TRENT STAGGS	75	52.82%
JOHN CURTIS	46	32.39%
BRAD WILSON	15	10.56%
JASON J. WALTON	6	4.23%
Total Votes Cast	142	100.00%

Republican for Governor

Vote For 1

	TOTAL	VOTE %
PHIL LYMAN NATALIE CLAWSON	95	64.19%
SPENCER J. COX DEIDRE M.	53	35.81%
Total Votes Cast	148	100.00%

EM414

Republican for Attorney General

Vote For 1

	TOTAL	VOTE %
DEREK BROWN	52	38.81%
FRANK DEMCY MYLAR	42	31.34%
RACHEL TERRY	40	29.85%
Total Votes Cast	134	100.00%

Republican for State Auditor

Vote For 1

	TOTAL	VOTE %
TINA CANNON	79	58.96%
RICKY HATCH	55	41.04%
Total Votes Cast	134	100.00%

Republican for State Senate 22 (Multi-County)

Vote For 1

	TOTAL	VOTE %
HEIDI BALDERREE	71	52.59%
EMILY LOCKHART	42	31.11%
GARRETT CAMMANS	22	16.30%
Total Votes Cast	135	100.00%

Republican for State School Board 10 (Multi-County)

Vote For 1

	TOTAL	VOTE %
MONICA BANGERTER WILBUR	74	56.06%
MATT HYMAS	58	43.94%
Total Votes Cast	132	100.00%

EM415

STATISTICS

	TOTAL
Registered Voters - Total	498
Registered Voters - Republican	498
Registered Voters - Nonpartisan	0
Ballots Cast - Total	125
Ballots Cast - Republican	125
Ballots Cast - Nonpartisan	0
Ballots Cast - Blank	0
Voter Turnout - Total	25.10%
Voter Turnout - Republican	25.10%
Voter Turnout - Nonpartisan	0.00%

Republican for US Senate

Vote For 1

	TOTAL	VOTE %
TRENT STAGGS	56	44.80%
JOHN CURTIS	49	39.20%
BRAD WILSON	12	9.60%
JASON J. WALTON	8	6.40%
Total Votes Cast	125	100.00%

Republican for Governor

Vote For 1

	TOTAL	VOTE %
PHIL LYMAN NATALIE CLAWSON	70	56.91%
SPENCER J. COX DEIDRE M.	53	43.09%
Total Votes Cast	123	100.00%

EM415

Republican for Attorney General

Vote For 1

	TOTAL	VOTE %
DEREK BROWN	50	40.32%
RACHEL TERRY	41	33.06%
FRANK DEMCY MYLAR	33	26.61%
Total Votes Cast	124	100.00%

Republican for State Auditor

Vote For 1

	TOTAL	VOTE %
RICKY HATCH	62	50.41%
TINA CANNON	61	49.59%
Total Votes Cast	123	100.00%

Republican for State Senate 22 (Multi-County)

Vote For 1

	TOTAL	VOTE %
HEIDI BALDERREE	54	45.00%
EMILY LOCKHART	34	28.33%
GARRETT CAMMANS	32	26.67%
Total Votes Cast	120	100.00%

Republican for State School Board 10 (Multi-County)

Vote For 1

	TOTAL	VOTE %
MONICA BANGERTER WILBUR	64	54.24%
MATT HYMAS	54	45.76%
Total Votes Cast	118	100.00%

EM416

STATISTICS

	TOTAL
Registered Voters - Total	609
Registered Voters - Republican	609
Registered Voters - Nonpartisan	0
Ballots Cast - Total	214
Ballots Cast - Republican	214
Ballots Cast - Nonpartisan	0
Ballots Cast - Blank	0
Voter Turnout - Total	35.14%
Voter Turnout - Republican	35.14%
Voter Turnout - Nonpartisan	0.00%

Republican for US Senate

Vote For 1

	TOTAL	VOTE %
JOHN CURTIS	90	42.25%
TRENT STAGGS	87	40.85%
BRAD WILSON	20	9.39%
JASON J. WALTON	16	7.51%
Total Votes Cast	213	100.00%

Republican for Governor

Vote For 1

	TOTAL	VOTE %
PHIL LYMAN NATALIE CLAWSON	119	55.61%
SPENCER J. COX DEIDRE M.	95	44.39%
Total Votes Cast	214	100.00%

EM416

Republican for Attorney General

Vote For 1

	TOTAL	VOTE %
DEREK BROWN	83	40.29%
FRANK DEMCY MYLAR	63	30.58%
RACHEL TERRY	60	29.13%
Total Votes Cast	206	100.00%

Republican for State Auditor

Vote For 1

	TOTAL	VOTE %
TINA CANNON	120	58.82%
RICKY HATCH	84	41.18%
Total Votes Cast	204	100.00%

Republican for State Senate 22 (Multi-County)

Vote For 1

	TOTAL	VOTE %
HEIDI BALDERREE	114	54.03%
EMILY LOCKHART	71	33.65%
GARRETT CAMMANS	26	12.32%
Total Votes Cast	211	100.00%

Republican for State School Board 10 (Multi-County)

Vote For 1

	TOTAL	VOTE %
MONICA BANGERTER WILBUR	119	58.05%
MATT HYMAS	86	41.95%
Total Votes Cast	205	100.00%

EM417

STATISTICS

	TOTAL
Registered Voters - Total	571
Registered Voters - Republican	571
Registered Voters - Nonpartisan	0
Ballots Cast - Total	169
Ballots Cast - Republican	169
Ballots Cast - Nonpartisan	0
Ballots Cast - Blank	0
Voter Turnout - Total	29.60%
Voter Turnout - Republican	29.60%
Voter Turnout - Nonpartisan	0.00%

Republican for US Senate

Vote For 1

	TOTAL	VOTE %
TRENT STAGGS	73	43.45%
JOHN CURTIS	71	42.26%
JASON J. WALTON	13	7.74%
BRAD WILSON	11	6.55%
Total Votes Cast	168	100.00%

Republican for Governor

Vote For 1

	TOTAL	VOTE %
PHIL LYMAN NATALIE CLAWSON	92	54.44%
SPENCER J. COX DEIDRE M.	77	45.56%
Total Votes Cast	169	100.00%

EM417

Republican for Attorney General

Vote For 1

	TOTAL	VOTE %
RACHEL TERRY	58	35.58%
DEREK BROWN	56	34.36%
FRANK DEMCY MYLAR	49	30.06%
Total Votes Cast	163	100.00%

Republican for State Auditor

Vote For 1

	TOTAL	VOTE %
TINA CANNON	97	60.62%
RICKY HATCH	63	39.38%
Total Votes Cast	160	100.00%

Republican for State Senate 22 (Multi-County)

Vote For 1

	TOTAL	VOTE %
HEIDI BALDERREE	88	56.05%
EMILY LOCKHART	45	28.66%
GARRETT CAMMANS	24	15.29%
Total Votes Cast	157	100.00%

Republican for State School Board 10 (Multi-County)

Vote For 1

	TOTAL	VOTE %
MONICA BANGERTER WILBUR	86	54.43%
MATT HYMAS	72	45.57%
Total Votes Cast	158	100.00%

EM418

STATISTICS

	TOTAL
Registered Voters - Total	387
Registered Voters - Republican	387
Registered Voters - Nonpartisan	0
Ballots Cast - Total	112
Ballots Cast - Republican	112
Ballots Cast - Nonpartisan	0
Ballots Cast - Blank	0
Voter Turnout - Total	28.94%
Voter Turnout - Republican	28.94%
Voter Turnout - Nonpartisan	0.00%

Republican for US Senate

Vote For 1

	TOTAL	VOTE %
TRENT STAGGS	68	61.82%
JOHN CURTIS	29	26.36%
BRAD WILSON	8	7.27%
JASON J. WALTON	5	4.55%
Total Votes Cast	110	100.00%

Republican for Governor

Vote For 1

	TOTAL	VOTE %
PHIL LYMAN NATALIE CLAWSON	78	70.27%
SPENCER J. COX DEIDRE M.	33	29.73%
Total Votes Cast	111	100.00%

EM418

Republican for Attorney General

Vote For 1

	TOTAL	VOTE %
DEREK BROWN	45	41.28%
FRANK DEMCY MYLAR	43	39.45%
RACHEL TERRY	21	19.27%
Total Votes Cast	109	100.00%

Republican for State Auditor

Vote For 1

	TOTAL	VOTE %
TINA CANNON	57	55.34%
RICKY HATCH	46	44.66%
Total Votes Cast	103	100.00%

Republican for State School Board 10 (Multi-County)

Vote For 1

	TOTAL	VOTE %
MONICA BANGERTER WILBUR	74	68.52%
MATT HYMAS	34	31.48%
Total Votes Cast	108	100.00%

EM419

STATISTICS

	TOTAL
Registered Voters - Total	529
Registered Voters - Republican	529
Registered Voters - Nonpartisan	0
Ballots Cast - Total	171
Ballots Cast - Republican	171
Ballots Cast - Nonpartisan	0
Ballots Cast - Blank	0
Voter Turnout - Total	32.33%
Voter Turnout - Republican	32.33%
Voter Turnout - Nonpartisan	0.00%

Republican for US Senate

Vote For 1

	TOTAL	VOTE %
TRENT STAGGS	75	44.12%
JOHN CURTIS	73	42.94%
BRAD WILSON	17	10.00%
JASON J. WALTON	5	2.94%
Total Votes Cast	170	100.00%

Republican for Governor

Vote For 1

	TOTAL	VOTE %
PHIL LYMAN NATALIE CLAWSON	89	52.35%
SPENCER J. COX DEIDRE M.	81	47.65%
Total Votes Cast	170	100.00%

EM419

Republican for Attorney General

Vote For 1

	TOTAL	VOTE %
DEREK BROWN	66	39.52%
FRANK DEMCY MYLAR	55	32.93%
RACHEL TERRY	46	27.54%
Total Votes Cast	167	100.00%

Republican for State Auditor

Vote For 1

	TOTAL	VOTE %
TINA CANNON	90	57.69%
RICKY HATCH	66	42.31%
Total Votes Cast	156	100.00%

Republican for State School Board 10 (Multi-County)

Vote For 1

	TOTAL	VOTE %
MATT HYMAS	86	54.78%
MONICA BANGERTER WILBUR	71	45.22%
Total Votes Cast	157	100.00%

EM420

STATISTICS

	TOTAL
Registered Voters - Total	441
Registered Voters - Republican	441
Registered Voters - Nonpartisan	0
Ballots Cast - Total	136
Ballots Cast - Republican	136
Ballots Cast - Nonpartisan	0
Ballots Cast - Blank	0
Voter Turnout - Total	30.84%
Voter Turnout - Republican	30.84%
Voter Turnout - Nonpartisan	0.00%

Republican for US Senate

Vote For 1

	TOTAL	VOTE %
TRENT STAGGS	75	55.15%
JOHN CURTIS	43	31.62%
JASON J. WALTON	10	7.35%
BRAD WILSON	8	5.88%
Total Votes Cast	136	100.00%

Republican for Governor

Vote For 1

	TOTAL	VOTE %
PHIL LYMAN NATALIE CLAWSON	90	66.18%
SPENCER J. COX DEIDRE M.	46	33.82%
Total Votes Cast	136	100.00%

EM420

Republican for Attorney General

Vote For 1

	TOTAL	VOTE %
DEREK BROWN	48	36.64%
FRANK DEMCY MYLAR	44	33.59%
RACHEL TERRY	39	29.77%
Total Votes Cast	131	100.00%

Republican for State Auditor

Vote For 1

	TOTAL	VOTE %
RICKY HATCH	70	53.03%
TINA CANNON	62	46.97%
Total Votes Cast	132	100.00%

Republican for State School Board 10 (Multi-County)

Vote For 1

	TOTAL	VOTE %
MONICA BANGERTER WILBUR	67	51.54%
MATT HYMAS	63	48.46%
Total Votes Cast	130	100.00%

EM421

STATISTICS

	TOTAL
Registered Voters - Total	517
Registered Voters - Republican	517
Registered Voters - Nonpartisan	0
Ballots Cast - Total	125
Ballots Cast - Republican	125
Ballots Cast - Nonpartisan	0
Ballots Cast - Blank	0
Voter Turnout - Total	24.18%
Voter Turnout - Republican	24.18%
Voter Turnout - Nonpartisan	0.00%

Republican for US Senate

Vote For 1

	TOTAL	VOTE %
TRENT STAGGS	56	45.90%
JOHN CURTIS	40	32.79%
JASON J. WALTON	13	10.66%
BRAD WILSON	13	10.66%
Total Votes Cast	122	100.00%

Republican for Governor

Vote For 1

	TOTAL	VOTE %
PHIL LYMAN NATALIE CLAWSON	78	62.40%
SPENCER J. COX DEIDRE M.	47	37.60%
Total Votes Cast	125	100.00%

EM421

Republican for Attorney General

Vote For 1

	TOTAL	VOTE %
RACHEL TERRY	45	38.79%
FRANK DEMCY MYLAR	42	36.21%
DEREK BROWN	29	25.00%
Total Votes Cast	116	100.00%

Republican for State Auditor

Vote For 1

	TOTAL	VOTE %
TINA CANNON	60	53.10%
RICKY HATCH	53	46.90%
Total Votes Cast	113	100.00%

Republican for State School Board 10 (Multi-County)

Vote For 1

	TOTAL	VOTE %
MONICA BANGERTER WILBUR	59	51.75%
MATT HYMAS	55	48.25%
Total Votes Cast	114	100.00%

EM422

STATISTICS

	TOTAL
Registered Voters - Total	451
Registered Voters - Republican	451
Registered Voters - Nonpartisan	0
Ballots Cast - Total	122
Ballots Cast - Republican	122
Ballots Cast - Nonpartisan	0
Ballots Cast - Blank	0
Voter Turnout - Total	27.05%
Voter Turnout - Republican	27.05%
Voter Turnout - Nonpartisan	0.00%

Republican for US Senate

Vote For 1

	TOTAL	VOTE %
TRENT STAGGS	60	49.18%
JOHN CURTIS	39	31.97%
BRAD WILSON	20	16.39%
JASON J. WALTON	3	2.46%
Total Votes Cast	122	100.00%

Republican for Governor

Vote For 1

	TOTAL	VOTE %
PHIL LYMAN NATALIE CLAWSON	83	68.03%
SPENCER J. COX DEIDRE M.	39	31.97%
Total Votes Cast	122	100.00%

EM422

Republican for Attorney General

Vote For 1

	TOTAL	VOTE %
DEREK BROWN	44	36.07%
FRANK DEMCY MYLAR	44	36.07%
RACHEL TERRY	34	27.87%
Total Votes Cast	122	100.00%

Republican for State Auditor

Vote For 1

	TOTAL	VOTE %
TINA CANNON	64	52.46%
RICKY HATCH	58	47.54%
Total Votes Cast	122	100.00%

Republican for State School Board 10 (Multi-County)

Vote For 1

	TOTAL	VOTE %
MONICA BANGERTER WILBUR	69	57.98%
MATT HYMAS	50	42.02%
Total Votes Cast	119	100.00%

EM423

STATISTICS

	TOTAL
Registered Voters - Total	341
Registered Voters - Republican	341
Registered Voters - Nonpartisan	0
Ballots Cast - Total	125
Ballots Cast - Republican	125
Ballots Cast - Nonpartisan	0
Ballots Cast - Blank	0
Voter Turnout - Total	36.66%
Voter Turnout - Republican	36.66%
Voter Turnout - Nonpartisan	0.00%

Republican for US Senate

Vote For 1

	TOTAL	VOTE %
TRENT STAGGS	65	52.00%
JOHN CURTIS	39	31.20%
BRAD WILSON	18	14.40%
JASON J. WALTON	3	2.40%
Total Votes Cast	125	100.00%

Republican for Governor

Vote For 1

	TOTAL	VOTE %
PHIL LYMAN NATALIE CLAWSON	86	68.80%
SPENCER J. COX DEIDRE M.	39	31.20%
Total Votes Cast	125	100.00%

EM423

Republican for Attorney General

Vote For 1

	TOTAL	VOTE %
DEREK BROWN	63	52.50%
FRANK DEMCY MYLAR	29	24.17%
RACHEL TERRY	28	23.33%
Total Votes Cast	120	100.00%

Republican for State Auditor

Vote For 1

	TOTAL	VOTE %
TINA CANNON	66	56.41%
RICKY HATCH	51	43.59%
Total Votes Cast	117	100.00%

Republican for State School Board 10 (Multi-County)

Vote For 1

	TOTAL	VOTE %
MONICA BANGERTER WILBUR	62	52.10%
MATT HYMAS	57	47.90%
Total Votes Cast	119	100.00%

EM424

STATISTICS

	TOTAL
Registered Voters - Total	403
Registered Voters - Republican	403
Registered Voters - Nonpartisan	0
Ballots Cast - Total	104
Ballots Cast - Republican	104
Ballots Cast - Nonpartisan	0
Ballots Cast - Blank	0
Voter Turnout - Total	25.81%
Voter Turnout - Republican	25.81%
Voter Turnout - Nonpartisan	0.00%

Republican for US Senate

Vote For 1

	TOTAL	VOTE %
JOHN CURTIS	42	40.38%
TRENT STAGGS	31	29.81%
JASON J. WALTON	19	18.27%
BRAD WILSON	12	11.54%
Total Votes Cast	104	100.00%

Republican for Governor

Vote For 1

	TOTAL	VOTE %
PHIL LYMAN NATALIE CLAWSON	66	63.46%
SPENCER J. COX DEIDRE M.	38	36.54%
Total Votes Cast	104	100.00%

EM424

Republican for Attorney General

Vote For 1

	TOTAL	VOTE %
DEREK BROWN	49	48.04%
RACHEL TERRY	29	28.43%
FRANK DEMCY MYLAR	24	23.53%
Total Votes Cast	102	100.00%

Republican for State Auditor

Vote For 1

	TOTAL	VOTE %
TINA CANNON	62	60.78%
RICKY HATCH	40	39.22%
Total Votes Cast	102	100.00%

Republican for State School Board 10 (Multi-County)

Vote For 1

	TOTAL	VOTE %
MONICA BANGERTER WILBUR	60	58.25%
MATT HYMAS	43	41.75%
Total Votes Cast	103	100.00%

EM425

STATISTICS

	TOTAL
Registered Voters - Total	287
Registered Voters - Republican	287
Registered Voters - Nonpartisan	0
Ballots Cast - Total	81
Ballots Cast - Republican	81
Ballots Cast - Nonpartisan	0
Ballots Cast - Blank	0
Voter Turnout - Total	28.22%
Voter Turnout - Republican	28.22%
Voter Turnout - Nonpartisan	0.00%

Republican for US Senate

Vote For 1

	TOTAL	VOTE %
JOHN CURTIS	37	46.25%
TRENT STAGGS	27	33.75%
BRAD WILSON	10	12.50%
JASON J. WALTON	6	7.50%
Total Votes Cast	80	100.00%

Republican for Governor

Vote For 1

	TOTAL	VOTE %
PHIL LYMAN NATALIE CLAWSON	41	50.62%
SPENCER J. COX DEIDRE M.	40	49.38%
Total Votes Cast	81	100.00%

EM425

Republican for Attorney General

Vote For 1

	TOTAL	VOTE %
RACHEL TERRY	31	41.33%
DEREK BROWN	27	36.00%
FRANK DEMCY MYLAR	17	22.67%
Total Votes Cast	75	100.00%

Republican for State Auditor

Vote For 1

	TOTAL	VOTE %
TINA CANNON	40	54.05%
RICKY HATCH	34	45.95%
Total Votes Cast	74	100.00%

Republican for State School Board 10 (Multi-County)

Vote For 1

	TOTAL	VOTE %
MATT HYMAS	46	62.16%
MONICA BANGERTER WILBUR	28	37.84%
Total Votes Cast	74	100.00%

EM426

STATISTICS

	TOTAL
Registered Voters - Total	580
Registered Voters - Republican	580
Registered Voters - Nonpartisan	0
Ballots Cast - Total	188
Ballots Cast - Republican	188
Ballots Cast - Nonpartisan	0
Ballots Cast - Blank	0
Voter Turnout - Total	32.41%
Voter Turnout - Republican	32.41%
Voter Turnout - Nonpartisan	0.00%

Republican for US Senate

Vote For 1

	TOTAL	VOTE %
TRENT STAGGS	94	50.00%
JOHN CURTIS	67	35.64%
BRAD WILSON	16	8.51%
JASON J. WALTON	11	5.85%
Total Votes Cast	188	100.00%

Republican for Governor

Vote For 1

	TOTAL	VOTE %
PHIL LYMAN NATALIE CLAWSON	122	64.89%
SPENCER J. COX DEIDRE M.	66	35.11%
Total Votes Cast	188	100.00%

EM426

Republican for Attorney General

Vote For 1

	TOTAL	VOTE %
FRANK DEMCY MYLAR	65	35.71%
DEREK BROWN	62	34.07%
RACHEL TERRY	55	30.22%
Total Votes Cast	182	100.00%

Republican for State Auditor

Vote For 1

	TOTAL	VOTE %
TINA CANNON	89	51.45%
RICKY HATCH	84	48.55%
Total Votes Cast	173	100.00%

Republican for State School Board 10 (Multi-County)

Vote For 1

	TOTAL	VOTE %
MONICA BANGERTER WILBUR	99	56.25%
MATT HYMAS	77	43.75%
Total Votes Cast	176	100.00%

EM427

STATISTICS

	TOTAL
Registered Voters - Total	355
Registered Voters - Republican	355
Registered Voters - Nonpartisan	0
Ballots Cast - Total	122
Ballots Cast - Republican	122
Ballots Cast - Nonpartisan	0
Ballots Cast - Blank	0
Voter Turnout - Total	34.37%
Voter Turnout - Republican	34.37%
Voter Turnout - Nonpartisan	0.00%

Republican for US Senate

Vote For 1

	TOTAL	VOTE %
TRENT STAGGS	66	54.55%
JOHN CURTIS	37	30.58%
BRAD WILSON	12	9.92%
JASON J. WALTON	6	4.96%
Total Votes Cast	121	100.00%

Republican for Governor

Vote For 1

	TOTAL	VOTE %
PHIL LYMAN NATALIE CLAWSON	73	59.84%
SPENCER J. COX DEIDRE M.	49	40.16%
Total Votes Cast	122	100.00%

EM427

Republican for Attorney General

Vote For 1

	TOTAL	VOTE %
FRANK DEMCY MYLAR	46	38.66%
DEREK BROWN	39	32.77%
RACHEL TERRY	34	28.57%
Total Votes Cast	119	100.00%

Republican for State Auditor

Vote For 1

	TOTAL	VOTE %
TINA CANNON	65	55.56%
RICKY HATCH	52	44.44%
Total Votes Cast	117	100.00%

Republican for State Senate 22 (Multi-County)

Vote For 1

	TOTAL	VOTE %
HEIDI BALDERREE	70	59.32%
EMILY LOCKHART	32	27.12%
GARRETT CAMMANS	16	13.56%
Total Votes Cast	118	100.00%

Republican for State School Board 10 (Multi-County)

Vote For 1

	TOTAL	VOTE %
MONICA BANGERTER WILBUR	67	56.78%
MATT HYMAS	51	43.22%
Total Votes Cast	118	100.00%

EM428

STATISTICS

	TOTAL
Registered Voters - Total	496
Registered Voters - Republican	496
Registered Voters - Nonpartisan	0
Ballots Cast - Total	132
Ballots Cast - Republican	132
Ballots Cast - Nonpartisan	0
Ballots Cast - Blank	0
Voter Turnout - Total	26.61%
Voter Turnout - Republican	26.61%
Voter Turnout - Nonpartisan	0.00%

Republican for US Senate

Vote For 1

	TOTAL	VOTE %
TRENT STAGGS	70	53.44%
JOHN CURTIS	45	34.35%
BRAD WILSON	11	8.40%
JASON J. WALTON	5	3.82%
Total Votes Cast	131	100.00%

Republican for Governor

Vote For 1

	TOTAL	VOTE %
PHIL LYMAN NATALIE CLAWSON	77	58.33%
SPENCER J. COX DEIDRE M.	55	41.67%
Total Votes Cast	132	100.00%

EM428

Republican for Attorney General

Vote For 1

	TOTAL	VOTE %
DEREK BROWN	55	42.97%
RACHEL TERRY	41	32.03%
FRANK DEMCY MYLAR	32	25.00%
Total Votes Cast	128	100.00%

Republican for State Auditor

Vote For 1

	TOTAL	VOTE %
TINA CANNON	68	54.40%
RICKY HATCH	57	45.60%
Total Votes Cast	125	100.00%

Republican for State School Board 10 (Multi-County)

Vote For 1

	TOTAL	VOTE %
MATT HYMAS	68	54.84%
MONICA BANGERTER WILBUR	56	45.16%
Total Votes Cast	124	100.00%

EM429

STATISTICS

	TOTAL
Registered Voters - Total	603
Registered Voters - Republican	603
Registered Voters - Nonpartisan	0
Ballots Cast - Total	190
Ballots Cast - Republican	190
Ballots Cast - Nonpartisan	0
Ballots Cast - Blank	0
Voter Turnout - Total	31.51%
Voter Turnout - Republican	31.51%
Voter Turnout - Nonpartisan	0.00%

Republican for US Senate

Vote For 1

	TOTAL	VOTE %
TRENT STAGGS	88	46.32%
JOHN CURTIS	69	36.32%
BRAD WILSON	24	12.63%
JASON J. WALTON	9	4.74%
Total Votes Cast	190	100.00%

Republican for Governor

Vote For 1

	TOTAL	VOTE %
PHIL LYMAN NATALIE CLAWSON	124	65.26%
SPENCER J. COX DEIDRE M.	66	34.74%
Total Votes Cast	190	100.00%

EM429

Republican for Attorney General

Vote For 1

	TOTAL	VOTE %
DEREK BROWN	78	42.16%
FRANK DEMCY MYLAR	69	37.30%
RACHEL TERRY	38	20.54%
Total Votes Cast	185	100.00%

Republican for State Auditor

Vote For 1

	TOTAL	VOTE %
TINA CANNON	108	59.02%
RICKY HATCH	75	40.98%
Total Votes Cast	183	100.00%

Republican for State School Board 10 (Multi-County)

Vote For 1

	TOTAL	VOTE %
MONICA BANGERTER WILBUR	94	50.81%
MATT HYMAS	91	49.19%
Total Votes Cast	185	100.00%

ER401

STATISTICS

	TOTAL
Registered Voters - Total	1,161
Registered Voters - Republican	800
Registered Voters - Nonpartisan	361
Ballots Cast - Total	363
Ballots Cast - Republican	336
Ballots Cast - Nonpartisan	27
Ballots Cast - Blank	0
Voter Turnout - Total	31.27%
Voter Turnout - Republican	42.00%
Voter Turnout - Nonpartisan	7.48%

Republican for US Senate

Vote For 1

	TOTAL	VOTE %
TRENT STAGGS	152	45.78%
JOHN CURTIS	131	39.46%
BRAD WILSON	30	9.04%
JASON J. WALTON	19	5.72%
Total Votes Cast	332	100.00%

Republican for Governor

Vote For 1

	TOTAL	VOTE %
PHIL LYMAN NATALIE CLAWSON	192	57.14%
SPENCER J. COX DEIDRE M.	144	42.86%
Total Votes Cast	336	100.00%

ER401

Republican for Attorney General

Vote For 1

	TOTAL	VOTE %
DEREK BROWN	132	41.77%
FRANK DEMCY MYLAR	99	31.33%
RACHEL TERRY	85	26.90%
Total Votes Cast	316	100.00%

Republican for State Auditor

Vote For 1

	TOTAL	VOTE %
RICKY HATCH	155	50.82%
TINA CANNON	150	49.18%
Total Votes Cast	305	100.00%

School Board Nebo 7

Vote For 1

	TOTAL	VOTE %
B. SCOTT WILSON	179	56.11%
CARMA HEIMULI	79	24.76%
JASON V. SLACK	61	19.12%
Total Votes Cast	319	100.00%

ER402

STATISTICS

	TOTAL
Registered Voters - Total	664
Registered Voters - Republican	664
Registered Voters - Nonpartisan	0
Ballots Cast - Total	329
Ballots Cast - Republican	329
Ballots Cast - Nonpartisan	0
Ballots Cast - Blank	0
Voter Turnout - Total	49.55%
Voter Turnout - Republican	49.55%
Voter Turnout - Nonpartisan	0.00%

Republican for US Senate

Vote For 1

	TOTAL	VOTE %
JOHN CURTIS	158	48.62%
TRENT STAGGS	105	32.31%
BRAD WILSON	39	12.00%
JASON J. WALTON	23	7.08%
Total Votes Cast	325	100.00%

Republican for Governor

Vote For 1

	TOTAL	VOTE %
SPENCER J. COX DEIDRE M.	169	51.37%
PHIL LYMAN NATALIE CLAWSON	160	48.63%
Total Votes Cast	329	100.00%

ER402

Republican for Attorney General

Vote For 1

	TOTAL	VOTE %
DEREK BROWN	155	49.36%
FRANK DEMCY MYLAR	92	29.30%
RACHEL TERRY	67	21.34%
Total Votes Cast	314	100.00%

Republican for State Auditor

Vote For 1

	TOTAL	VOTE %
TINA CANNON	164	53.42%
RICKY HATCH	143	46.58%
Total Votes Cast	307	100.00%

ER403

STATISTICS

	TOTAL
Registered Voters - Total	631
Registered Voters - Republican	631
Registered Voters - Nonpartisan	0
Ballots Cast - Total	323
Ballots Cast - Republican	323
Ballots Cast - Nonpartisan	0
Ballots Cast - Blank	0
Voter Turnout - Total	51.19%
Voter Turnout - Republican	51.19%
Voter Turnout - Nonpartisan	0.00%

Republican for US Senate

Vote For 1

	TOTAL	VOTE %
JOHN CURTIS	169	52.48%
TRENT STAGGS	96	29.81%
BRAD WILSON	35	10.87%
JASON J. WALTON	22	6.83%
Total Votes Cast	322	100.00%

Republican for Governor

Vote For 1

	TOTAL	VOTE %
PHIL LYMAN NATALIE CLAWSON	168	52.01%
SPENCER J. COX DEIDRE M.	155	47.99%
Total Votes Cast	323	100.00%

ER403

Republican for Attorney General

Vote For 1

	TOTAL	VOTE %
DEREK BROWN	133	43.04%
FRANK DEMCY MYLAR	105	33.98%
RACHEL TERRY	71	22.98%
Total Votes Cast	309	100.00%

Republican for State Auditor

Vote For 1

	TOTAL	VOTE %
TINA CANNON	162	53.11%
RICKY HATCH	143	46.89%
Total Votes Cast	305	100.00%

FED301

STATISTICS

	TOTAL
Registered Voters - Total	0
Registered Voters - Republican	0
Registered Voters - Nonpartisan	0
Ballots Cast - Total	14
Ballots Cast - Republican	14
Ballots Cast - Nonpartisan	0
Ballots Cast - Blank	0
Voter Turnout - Total	0.00%
Voter Turnout - Republican	0.00%
Voter Turnout - Nonpartisan	0.00%

Republican for US Senate

Vote For 1

	TOTAL	VOTE %
JOHN CURTIS	5	35.71%
TRENT STAGGS	4	28.57%
BRAD WILSON	3	21.43%
JASON J. WALTON	2	14.29%
Total Votes Cast	14	100.00%

Republican for US House 3

Vote For 1

	TOTAL	VOTE %
JOHN "FRUGAL" DOUGALL	4	30.77%
JR BIRD	3	23.08%
MIKE KENNEDY	3	23.08%
STEWART PEAY	2	15.38%
CASE LAWRENCE	1	7.69%
Total Votes Cast	13	100.00%

FED401

STATISTICS

	TOTAL
Registered Voters - Total	0
Registered Voters - Republican	0
Registered Voters - Nonpartisan	0
Ballots Cast - Total	4
Ballots Cast - Republican	4
Ballots Cast - Nonpartisan	0
Ballots Cast - Blank	0
Voter Turnout - Total	0.00%
Voter Turnout - Republican	0.00%
Voter Turnout - Nonpartisan	0.00%

Republican for US Senate

Vote For 1

	TOTAL	VOTE %
TRENT STAGGS	3	75.00%
JOHN CURTIS	1	25.00%
JASON J. WALTON	0	0.00%
BRAD WILSON	0	0.00%
Total Votes Cast	4	100.00%

FF401

STATISTICS

	TOTAL
Registered Voters - Total	77
Registered Voters - Republican	77
Registered Voters - Nonpartisan	0
Ballots Cast - Total	30
Ballots Cast - Republican	30
Ballots Cast - Nonpartisan	0
Ballots Cast - Blank	0
Voter Turnout - Total	38.96%
Voter Turnout - Republican	38.96%
Voter Turnout - Nonpartisan	0.00%

Republican for US Senate

Vote For 1

	TOTAL	VOTE %
TRENT STAGGS	20	66.67%
JOHN CURTIS	9	30.00%
BRAD WILSON	1	3.33%
JASON J. WALTON	0	0.00%
Total Votes Cast	30	100.00%

Republican for Governor

Vote For 1

	TOTAL	VOTE %
PHIL LYMAN NATALIE CLAWSON	19	63.33%
SPENCER J. COX DEIDRE M.	11	36.67%
Total Votes Cast	30	100.00%

FF401

Republican for Attorney General

Vote For 1

	TOTAL	VOTE %
DEREK BROWN	12	42.86%
FRANK DEMCY MYLAR	10	35.71%
RACHEL TERRY	6	21.43%
Total Votes Cast	28	100.00%

Republican for State Auditor

Vote For 1

	TOTAL	VOTE %
TINA CANNON	15	53.57%
RICKY HATCH	13	46.43%
Total Votes Cast	28	100.00%

Republican for State School Board 10 (Multi-County)

Vote For 1

	TOTAL	VOTE %
MATT HYMAS	15	51.72%
MONICA BANGERTER WILBUR	14	48.28%
Total Votes Cast	29	100.00%

GE401

STATISTICS

	TOTAL
Registered Voters - Total	535
Registered Voters - Republican	535
Registered Voters - Nonpartisan	0
Ballots Cast - Total	237
Ballots Cast - Republican	237
Ballots Cast - Nonpartisan	0
Ballots Cast - Blank	0
Voter Turnout - Total	44.30%
Voter Turnout - Republican	44.30%
Voter Turnout - Nonpartisan	0.00%

Republican for US Senate

Vote For 1

	TOTAL	VOTE %
JOHN CURTIS	103	43.64%
TRENT STAGGS	90	38.14%
BRAD WILSON	25	10.59%
JASON J. WALTON	18	7.63%
Total Votes Cast	236	100.00%

Republican for Governor

Vote For 1

	TOTAL	VOTE %
PHIL LYMAN NATALIE CLAWSON	160	67.51%
SPENCER J. COX DEIDRE M.	77	32.49%
Total Votes Cast	237	100.00%

GE401

Republican for Attorney General

Vote For 1

	TOTAL	VOTE %
DEREK BROWN	129	57.59%
FRANK DEMCY MYLAR	51	22.77%
RACHEL TERRY	44	19.64%
Total Votes Cast	224	100.00%

Republican for State Auditor

Vote For 1

	TOTAL	VOTE %
TINA CANNON	112	51.85%
RICKY HATCH	104	48.15%
Total Votes Cast	216	100.00%

GE402

STATISTICS

	TOTAL
Registered Voters - Total	186
Registered Voters - Republican	186
Registered Voters - Nonpartisan	0
Ballots Cast - Total	86
Ballots Cast - Republican	86
Ballots Cast - Nonpartisan	0
Ballots Cast - Blank	0
Voter Turnout - Total	46.24%
Voter Turnout - Republican	46.24%
Voter Turnout - Nonpartisan	0.00%

Republican for US Senate

Vote For 1

	TOTAL	VOTE %
TRENT STAGGS	44	51.16%
JOHN CURTIS	24	27.91%
BRAD WILSON	12	13.95%
JASON J. WALTON	6	6.98%
Total Votes Cast	86	100.00%

Republican for Governor

Vote For 1

	TOTAL	VOTE %
PHIL LYMAN NATALIE CLAWSON	67	77.91%
SPENCER J. COX DEIDRE M.	19	22.09%
Total Votes Cast	86	100.00%

GE402

Republican for Attorney General

Vote For 1

	TOTAL	VOTE %
DEREK BROWN	34	40.96%
FRANK DEMCY MYLAR	29	34.94%
RACHEL TERRY	20	24.10%
Total Votes Cast	83	100.00%

Republican for State Auditor

Vote For 1

	TOTAL	VOTE %
TINA CANNON	49	59.04%
RICKY HATCH	34	40.96%
Total Votes Cast	83	100.00%

Republican for State House 66 (Multi-County)

Vote For 1

	TOTAL	VOTE %
TROY SHELLEY	48	60.00%
BRIAN L. NIELSON	32	40.00%
Total Votes Cast	80	100.00%

GO401

STATISTICS

	TOTAL
Registered Voters - Total	251
Registered Voters - Republican	251
Registered Voters - Nonpartisan	0
Ballots Cast - Total	90
Ballots Cast - Republican	90
Ballots Cast - Nonpartisan	0
Ballots Cast - Blank	0
Voter Turnout - Total	35.86%
Voter Turnout - Republican	35.86%
Voter Turnout - Nonpartisan	0.00%

Republican for US Senate

Vote For 1

	TOTAL	VOTE %
TRENT STAGGS	47	52.22%
JOHN CURTIS	30	33.33%
BRAD WILSON	9	10.00%
JASON J. WALTON	4	4.44%
Total Votes Cast	90	100.00%

Republican for Governor

Vote For 1

	TOTAL	VOTE %
PHIL LYMAN NATALIE CLAWSON	63	70.00%
SPENCER J. COX DEIDRE M.	27	30.00%
Total Votes Cast	90	100.00%

GO401

Republican for Attorney General

Vote For 1

	TOTAL	VOTE %
DEREK BROWN	44	50.00%
FRANK DEMCY MYLAR	30	34.09%
RACHEL TERRY	14	15.91%
Total Votes Cast	88	100.00%

Republican for State Auditor

Vote For 1

	TOTAL	VOTE %
TINA CANNON	46	52.87%
RICKY HATCH	41	47.13%
Total Votes Cast	87	100.00%

Republican for State House 66 (Multi-County)

Vote For 1

	TOTAL	VOTE %
TROY SHELLEY	49	55.68%
BRIAN L. NIELSON	39	44.32%
Total Votes Cast	88	100.00%

HI301

STATISTICS

	TOTAL
Registered Voters - Total	800
Registered Voters - Republican	800
Registered Voters - Nonpartisan	0
Ballots Cast - Total	349
Ballots Cast - Republican	349
Ballots Cast - Nonpartisan	0
Ballots Cast - Blank	0
Voter Turnout - Total	43.62%
Voter Turnout - Republican	43.62%
Voter Turnout - Nonpartisan	0.00%

Republican for US Senate

Vote For 1

	TOTAL	VOTE %
JOHN CURTIS	178	51.30%
TRENT STAGGS	136	39.19%
BRAD WILSON	25	7.20%
JASON J. WALTON	8	2.31%
Total Votes Cast	347	100.00%

Republican for US House 3

Vote For 1

	TOTAL	VOTE %
MIKE KENNEDY	158	46.06%
STEWART PEAY	84	24.49%
CASE LAWRENCE	61	17.78%
JR BIRD	21	6.12%
JOHN "FRUGAL" DOUGALL	19	5.54%
Total Votes Cast	343	100.00%

HI301

Republican for Governor

Vote For 1

	TOTAL	VOTE %
PHIL LYMAN NATALIE CLAWSON	193	55.30%
SPENCER J. COX DEIDRE M.	156	44.70%
Total Votes Cast	349	100.00%

Republican for Attorney General

Vote For 1

	TOTAL	VOTE %
FRANK DEMCY MYLAR	149	44.48%
DEREK BROWN	94	28.06%
RACHEL TERRY	92	27.46%
Total Votes Cast	335	100.00%

Republican for State Auditor

Vote For 1

	TOTAL	VOTE %
TINA CANNON	224	67.88%
RICKY HATCH	106	32.12%
Total Votes Cast	330	100.00%

HI302

STATISTICS

	TOTAL
Registered Voters - Total	798
Registered Voters - Republican	798
Registered Voters - Nonpartisan	0
Ballots Cast - Total	355
Ballots Cast - Republican	355
Ballots Cast - Nonpartisan	0
Ballots Cast - Blank	0
Voter Turnout - Total	44.49%
Voter Turnout - Republican	44.49%
Voter Turnout - Nonpartisan	0.00%

Republican for US Senate

Vote For 1

	TOTAL	VOTE %
JOHN CURTIS	182	51.70%
TRENT STAGGS	138	39.20%
JASON J. WALTON	22	6.25%
BRAD WILSON	10	2.84%
Total Votes Cast	352	100.00%

Republican for US House 3

Vote For 1

	TOTAL	VOTE %
MIKE KENNEDY	153	44.48%
STEWART PEAY	93	27.03%
CASE LAWRENCE	73	21.22%
JOHN "FRUGAL" DOUGALL	14	4.07%
JR BIRD	11	3.20%
Total Votes Cast	344	100.00%

HI302

Republican for Governor

Vote For 1

	TOTAL	VOTE %
PHIL LYMAN NATALIE CLAWSON	184	52.27%
SPENCER J. COX DEIDRE M.	168	47.73%
Total Votes Cast	352	100.00%

Republican for Attorney General

Vote For 1

	TOTAL	VOTE %
DEREK BROWN	157	46.18%
FRANK DEMCY MYLAR	112	32.94%
RACHEL TERRY	71	20.88%
Total Votes Cast	340	100.00%

Republican for State Auditor

Vote For 1

	TOTAL	VOTE %
TINA CANNON	213	64.35%
RICKY HATCH	118	35.65%
Total Votes Cast	331	100.00%

HI304

STATISTICS

	TOTAL
Registered Voters - Total	486
Registered Voters - Republican	486
Registered Voters - Nonpartisan	0
Ballots Cast - Total	220
Ballots Cast - Republican	220
Ballots Cast - Nonpartisan	0
Ballots Cast - Blank	0
Voter Turnout - Total	45.27%
Voter Turnout - Republican	45.27%
Voter Turnout - Nonpartisan	0.00%

Republican for US Senate

Vote For 1

	TOTAL	VOTE %
JOHN CURTIS	95	43.78%
TRENT STAGGS	85	39.17%
BRAD WILSON	24	11.06%
JASON J. WALTON	13	5.99%
Total Votes Cast	217	100.00%

Republican for US House 3

Vote For 1

	TOTAL	VOTE %
MIKE KENNEDY	120	56.60%
CASE LAWRENCE	36	16.98%
STEWART PEAY	30	14.15%
JOHN "FRUGAL" DOUGALL	21	9.91%
JR BIRD	5	2.36%
Total Votes Cast	212	100.00%

HI304

Republican for Governor

Vote For 1

	TOTAL	VOTE %
PHIL LYMAN NATALIE CLAWSON	113	51.36%
SPENCER J. COX DEIDRE M.	107	48.64%
Total Votes Cast	220	100.00%

Republican for Attorney General

Vote For 1

	TOTAL	VOTE %
FRANK DEMCY MYLAR	84	40.78%
DEREK BROWN	69	33.50%
RACHEL TERRY	53	25.73%
Total Votes Cast	206	100.00%

Republican for State Auditor

Vote For 1

	TOTAL	VOTE %
TINA CANNON	140	67.31%
RICKY HATCH	68	32.69%
Total Votes Cast	208	100.00%

HI305

STATISTICS

	TOTAL
Registered Voters - Total	658
Registered Voters - Republican	658
Registered Voters - Nonpartisan	0
Ballots Cast - Total	375
Ballots Cast - Republican	375
Ballots Cast - Nonpartisan	0
Ballots Cast - Blank	0
Voter Turnout - Total	56.99%
Voter Turnout - Republican	56.99%
Voter Turnout - Nonpartisan	0.00%

Republican for US Senate

Vote For 1

	TOTAL	VOTE %
JOHN CURTIS	184	49.46%
TRENT STAGGS	156	41.94%
BRAD WILSON	18	4.84%
JASON J. WALTON	14	3.76%
Total Votes Cast	372	100.00%

Republican for US House 3

Vote For 1

	TOTAL	VOTE %
MIKE KENNEDY	181	49.32%
STEWART PEAY	102	27.79%
CASE LAWRENCE	53	14.44%
JOHN "FRUGAL" DOUGALL	24	6.54%
JR BIRD	7	1.91%
Total Votes Cast	367	100.00%

HI305

Republican for Governor

Vote For 1

	TOTAL	VOTE %
PHIL LYMAN NATALIE CLAWSON	202	53.87%
SPENCER J. COX DEIDRE M.	173	46.13%
Total Votes Cast	375	100.00%

Republican for Attorney General

Vote For 1

	TOTAL	VOTE %
FRANK DEMCY MYLAR	123	34.65%
RACHEL TERRY	117	32.96%
DEREK BROWN	115	32.39%
Total Votes Cast	355	100.00%

Republican for State Auditor

Vote For 1

	TOTAL	VOTE %
TINA CANNON	227	64.86%
RICKY HATCH	123	35.14%
Total Votes Cast	350	100.00%

HI306

STATISTICS

	TOTAL
Registered Voters - Total	636
Registered Voters - Republican	636
Registered Voters - Nonpartisan	0
Ballots Cast - Total	302
Ballots Cast - Republican	302
Ballots Cast - Nonpartisan	0
Ballots Cast - Blank	0
Voter Turnout - Total	47.48%
Voter Turnout - Republican	47.48%
Voter Turnout - Nonpartisan	0.00%

Republican for US Senate

Vote For 1

	TOTAL	VOTE %
JOHN CURTIS	155	52.36%
TRENT STAGGS	108	36.49%
BRAD WILSON	17	5.74%
JASON J. WALTON	16	5.41%
Total Votes Cast	296	100.00%

Republican for US House 3

Vote For 1

	TOTAL	VOTE %
MIKE KENNEDY	136	45.95%
STEWART PEAY	62	20.95%
CASE LAWRENCE	55	18.58%
JR BIRD	26	8.78%
JOHN "FRUGAL" DOUGALL	17	5.74%
Total Votes Cast	296	100.00%

HI306

Republican for Governor

Vote For 1

	TOTAL	VOTE %
PHIL LYMAN NATALIE CLAWSON	162	54.00%
SPENCER J. COX DEIDRE M.	138	46.00%
Total Votes Cast	300	100.00%

Republican for Attorney General

Vote For 1

	TOTAL	VOTE %
DEREK BROWN	130	44.67%
FRANK DEMCY MYLAR	95	32.65%
RACHEL TERRY	66	22.68%
Total Votes Cast	291	100.00%

Republican for State Auditor

Vote For 1

	TOTAL	VOTE %
TINA CANNON	183	65.36%
RICKY HATCH	97	34.64%
Total Votes Cast	280	100.00%

HI307

STATISTICS

	TOTAL
Registered Voters - Total	868
Registered Voters - Republican	868
Registered Voters - Nonpartisan	0
Ballots Cast - Total	461
Ballots Cast - Republican	461
Ballots Cast - Nonpartisan	0
Ballots Cast - Blank	0
Voter Turnout - Total	53.11%
Voter Turnout - Republican	53.11%
Voter Turnout - Nonpartisan	0.00%

Republican for US Senate

Vote For 1

	TOTAL	VOTE %
JOHN CURTIS	251	54.80%
TRENT STAGGS	151	32.97%
BRAD WILSON	40	8.73%
JASON J. WALTON	16	3.49%
Total Votes Cast	458	100.00%

Republican for US House 3

Vote For 1

	TOTAL	VOTE %
MIKE KENNEDY	192	42.48%
JOHN "FRUGAL" DOUGALL	135	29.87%
CASE LAWRENCE	59	13.05%
STEWART PEAY	51	11.28%
JR BIRD	15	3.32%
Total Votes Cast	452	100.00%

HI307

Republican for Governor

Vote For 1

	TOTAL	VOTE %
SPENCER J. COX DEIDRE M.	235	51.20%
PHIL LYMAN NATALIE CLAWSON	224	48.80%
Total Votes Cast	459	100.00%

Republican for Attorney General

Vote For 1

	TOTAL	VOTE %
DEREK BROWN	181	40.95%
RACHEL TERRY	143	32.35%
FRANK DEMCY MYLAR	118	26.70%
Total Votes Cast	442	100.00%

Republican for State Auditor

Vote For 1

	TOTAL	VOTE %
TINA CANNON	295	68.13%
RICKY HATCH	138	31.87%
Total Votes Cast	433	100.00%

HI308

STATISTICS

	TOTAL
Registered Voters - Total	494
Registered Voters - Republican	494
Registered Voters - Nonpartisan	0
Ballots Cast - Total	227
Ballots Cast - Republican	227
Ballots Cast - Nonpartisan	0
Ballots Cast - Blank	0
Voter Turnout - Total	45.95%
Voter Turnout - Republican	45.95%
Voter Turnout - Nonpartisan	0.00%

Republican for US Senate

Vote For 1

	TOTAL	VOTE %
JOHN CURTIS	100	45.04%
TRENT STAGGS	93	41.89%
BRAD WILSON	21	9.46%
JASON J. WALTON	8	3.60%
Total Votes Cast	222	100.00%

Republican for US House 3

Vote For 1

	TOTAL	VOTE %
MIKE KENNEDY	110	49.55%
CASE LAWRENCE	59	26.58%
STEWART PEAY	23	10.36%
JOHN "FRUGAL" DOUGALL	18	8.11%
JR BIRD	12	5.41%
Total Votes Cast	222	100.00%

HI308

Republican for Governor

Vote For 1

	TOTAL	VOTE %
SPENCER J. COX DEIDRE M.	118	51.98%
PHIL LYMAN NATALIE CLAWSON	109	48.02%
Total Votes Cast	227	100.00%

Republican for Attorney General

Vote For 1

	TOTAL	VOTE %
DEREK BROWN	105	48.39%
FRANK DEMCY MYLAR	62	28.57%
RACHEL TERRY	50	23.04%
Total Votes Cast	217	100.00%

Republican for State Auditor

Vote For 1

	TOTAL	VOTE %
TINA CANNON	129	62.62%
RICKY HATCH	77	37.38%
Total Votes Cast	206	100.00%

HI309

STATISTICS

	TOTAL
Registered Voters - Total	402
Registered Voters - Republican	402
Registered Voters - Nonpartisan	0
Ballots Cast - Total	210
Ballots Cast - Republican	210
Ballots Cast - Nonpartisan	0
Ballots Cast - Blank	0
Voter Turnout - Total	52.24%
Voter Turnout - Republican	52.24%
Voter Turnout - Nonpartisan	0.00%

Republican for US Senate

Vote For 1

	TOTAL	VOTE %
JOHN CURTIS	112	54.11%
TRENT STAGGS	76	36.72%
BRAD WILSON	12	5.80%
JASON J. WALTON	7	3.38%
Total Votes Cast	207	100.00%

Republican for US House 3

Vote For 1

	TOTAL	VOTE %
MIKE KENNEDY	109	52.66%
CASE LAWRENCE	41	19.81%
STEWART PEAY	32	15.46%
JOHN "FRUGAL" DOUGALL	20	9.66%
JR BIRD	5	2.42%
Total Votes Cast	207	100.00%

HI309

Republican for Governor

Vote For 1

	TOTAL	VOTE %
SPENCER J. COX DEIDRE M.	115	54.76%
PHIL LYMAN NATALIE CLAWSON	95	45.24%
Total Votes Cast	210	100.00%

Republican for Attorney General

Vote For 1

	TOTAL	VOTE %
DEREK BROWN	89	43.20%
RACHEL TERRY	65	31.55%
FRANK DEMCY MYLAR	52	25.24%
Total Votes Cast	206	100.00%

Republican for State Auditor

Vote For 1

	TOTAL	VOTE %
TINA CANNON	137	68.50%
RICKY HATCH	63	31.50%
Total Votes Cast	200	100.00%

HI310

STATISTICS

	TOTAL
Registered Voters - Total	493
Registered Voters - Republican	493
Registered Voters - Nonpartisan	0
Ballots Cast - Total	289
Ballots Cast - Republican	289
Ballots Cast - Nonpartisan	0
Ballots Cast - Blank	0
Voter Turnout - Total	58.62%
Voter Turnout - Republican	58.62%
Voter Turnout - Nonpartisan	0.00%

Republican for US Senate

Vote For 1

	TOTAL	VOTE %
JOHN CURTIS	134	46.69%
TRENT STAGGS	127	44.25%
BRAD WILSON	22	7.67%
JASON J. WALTON	4	1.39%
Total Votes Cast	287	100.00%

Republican for US House 3

Vote For 1

	TOTAL	VOTE %
MIKE KENNEDY	165	57.49%
CASE LAWRENCE	51	17.77%
STEWART PEAY	38	13.24%
JOHN "FRUGAL" DOUGALL	23	8.01%
JR BIRD	10	3.48%
Total Votes Cast	287	100.00%

HI310

Republican for Governor

Vote For 1

	TOTAL	VOTE %
PHIL LYMAN NATALIE CLAWSON	166	57.44%
SPENCER J. COX DEIDRE M.	123	42.56%
Total Votes Cast	289	100.00%

Republican for Attorney General

Vote For 1

	TOTAL	VOTE %
FRANK DEMCY MYLAR	118	41.70%
DEREK BROWN	88	31.10%
RACHEL TERRY	77	27.21%
Total Votes Cast	283	100.00%

Republican for State Auditor

Vote For 1

	TOTAL	VOTE %
TINA CANNON	206	74.37%
RICKY HATCH	71	25.63%
Total Votes Cast	277	100.00%

HI311

STATISTICS

	TOTAL
Registered Voters - Total	643
Registered Voters - Republican	643
Registered Voters - Nonpartisan	0
Ballots Cast - Total	266
Ballots Cast - Republican	266
Ballots Cast - Nonpartisan	0
Ballots Cast - Blank	0
Voter Turnout - Total	41.37%
Voter Turnout - Republican	41.37%
Voter Turnout - Nonpartisan	0.00%

Republican for US Senate

Vote For 1

	TOTAL	VOTE %
JOHN CURTIS	141	53.41%
TRENT STAGGS	87	32.95%
BRAD WILSON	23	8.71%
JASON J. WALTON	13	4.92%
Total Votes Cast	264	100.00%

Republican for US House 3

Vote For 1

	TOTAL	VOTE %
MIKE KENNEDY	109	41.60%
STEWART PEAY	60	22.90%
CASE LAWRENCE	50	19.08%
JOHN "FRUGAL" DOUGALL	25	9.54%
JR BIRD	18	6.87%
Total Votes Cast	262	100.00%

HI311

Republican for Governor

Vote For 1

	TOTAL	VOTE %
SPENCER J. COX DEIDRE M.	141	53.61%
PHIL LYMAN NATALIE CLAWSON	122	46.39%
Total Votes Cast	263	100.00%

Republican for Attorney General

Vote For 1

	TOTAL	VOTE %
DEREK BROWN	101	39.76%
RACHEL TERRY	83	32.68%
FRANK DEMCY MYLAR	70	27.56%
Total Votes Cast	254	100.00%

Republican for State Auditor

Vote For 1

	TOTAL	VOTE %
TINA CANNON	153	60.71%
RICKY HATCH	99	39.29%
Total Votes Cast	252	100.00%

HI312

STATISTICS

	TOTAL
Registered Voters - Total	804
Registered Voters - Republican	804
Registered Voters - Nonpartisan	0
Ballots Cast - Total	369
Ballots Cast - Republican	369
Ballots Cast - Nonpartisan	0
Ballots Cast - Blank	0
Voter Turnout - Total	45.90%
Voter Turnout - Republican	45.90%
Voter Turnout - Nonpartisan	0.00%

Republican for US Senate

Vote For 1

	TOTAL	VOTE %
JOHN CURTIS	174	47.54%
TRENT STAGGS	151	41.26%
BRAD WILSON	29	7.92%
JASON J. WALTON	12	3.28%
Total Votes Cast	366	100.00%

Republican for US House 3

Vote For 1

	TOTAL	VOTE %
MIKE KENNEDY	199	54.08%
CASE LAWRENCE	73	19.84%
STEWART PEAY	55	14.95%
JOHN "FRUGAL" DOUGALL	28	7.61%
JR BIRD	13	3.53%
Total Votes Cast	368	100.00%

HI312

Republican for Governor

Vote For 1

	TOTAL	VOTE %
PHIL LYMAN NATALIE CLAWSON	191	51.76%
SPENCER J. COX DEIDRE M.	178	48.24%
Total Votes Cast	369	100.00%

Republican for Attorney General

Vote For 1

	TOTAL	VOTE %
DEREK BROWN	147	41.29%
FRANK DEMCY MYLAR	119	33.43%
RACHEL TERRY	90	25.28%
Total Votes Cast	356	100.00%

Republican for State Auditor

Vote For 1

	TOTAL	VOTE %
TINA CANNON	193	55.78%
RICKY HATCH	153	44.22%
Total Votes Cast	346	100.00%

HI313

STATISTICS

	TOTAL
Registered Voters - Total	366
Registered Voters - Republican	366
Registered Voters - Nonpartisan	0
Ballots Cast - Total	173
Ballots Cast - Republican	173
Ballots Cast - Nonpartisan	0
Ballots Cast - Blank	0
Voter Turnout - Total	47.27%
Voter Turnout - Republican	47.27%
Voter Turnout - Nonpartisan	0.00%

Republican for US Senate

Vote For 1

	TOTAL	VOTE %
TRENT STAGGS	76	44.44%
JOHN CURTIS	65	38.01%
BRAD WILSON	21	12.28%
JASON J. WALTON	9	5.26%
Total Votes Cast	171	100.00%

Republican for US House 3

Vote For 1

	TOTAL	VOTE %
MIKE KENNEDY	101	60.12%
CASE LAWRENCE	33	19.64%
JR BIRD	13	7.74%
STEWART PEAY	12	7.14%
JOHN "FRUGAL" DOUGALL	9	5.36%
Total Votes Cast	168	100.00%

HI313

Republican for Governor

Vote For 1

	TOTAL	VOTE %
PHIL LYMAN NATALIE CLAWSON	104	60.12%
SPENCER J. COX DEIDRE M.	69	39.88%
Total Votes Cast	173	100.00%

Republican for Attorney General

Vote For 1

	TOTAL	VOTE %
DEREK BROWN	83	50.30%
FRANK DEMCY MYLAR	49	29.70%
RACHEL TERRY	33	20.00%
Total Votes Cast	165	100.00%

Republican for State Auditor

Vote For 1

	TOTAL	VOTE %
TINA CANNON	100	62.11%
RICKY HATCH	61	37.89%
Total Votes Cast	161	100.00%

HI314

STATISTICS

	TOTAL
Registered Voters - Total	634
Registered Voters - Republican	634
Registered Voters - Nonpartisan	0
Ballots Cast - Total	295
Ballots Cast - Republican	295
Ballots Cast - Nonpartisan	0
Ballots Cast - Blank	0
Voter Turnout - Total	46.53%
Voter Turnout - Republican	46.53%
Voter Turnout - Nonpartisan	0.00%

Republican for US Senate

Vote For 1

	TOTAL	VOTE %
JOHN CURTIS	168	56.95%
TRENT STAGGS	75	25.42%
BRAD WILSON	33	11.19%
JASON J. WALTON	19	6.44%
Total Votes Cast	295	100.00%

Republican for US House 3

Vote For 1

	TOTAL	VOTE %
MIKE KENNEDY	143	49.14%
STEWART PEAY	62	21.31%
CASE LAWRENCE	54	18.56%
JOHN "FRUGAL" DOUGALL	24	8.25%
JR BIRD	8	2.75%
Total Votes Cast	291	100.00%

HI314

Republican for Governor

Vote For 1

	TOTAL	VOTE %
SPENCER J. COX DEIDRE M.	154	52.38%
PHIL LYMAN NATALIE CLAWSON	140	47.62%
Total Votes Cast	294	100.00%

Republican for Attorney General

Vote For 1

	TOTAL	VOTE %
DEREK BROWN	131	46.45%
RACHEL TERRY	90	31.91%
FRANK DEMCY MYLAR	61	21.63%
Total Votes Cast	282	100.00%

Republican for State Auditor

Vote For 1

	TOTAL	VOTE %
TINA CANNON	174	63.04%
RICKY HATCH	102	36.96%
Total Votes Cast	276	100.00%

HI315

STATISTICS

	TOTAL
Registered Voters - Total	425
Registered Voters - Republican	425
Registered Voters - Nonpartisan	0
Ballots Cast - Total	203
Ballots Cast - Republican	203
Ballots Cast - Nonpartisan	0
Ballots Cast - Blank	0
Voter Turnout - Total	47.76%
Voter Turnout - Republican	47.76%
Voter Turnout - Nonpartisan	0.00%

Republican for US Senate

Vote For 1

	TOTAL	VOTE %
JOHN CURTIS	113	56.50%
TRENT STAGGS	66	33.00%
BRAD WILSON	19	9.50%
JASON J. WALTON	2	1.00%
Total Votes Cast	200	100.00%

Republican for US House 3

Vote For 1

	TOTAL	VOTE %
MIKE KENNEDY	67	33.33%
JOHN "FRUGAL" DOUGALL	59	29.35%
CASE LAWRENCE	53	26.37%
STEWART PEAY	19	9.45%
JR BIRD	3	1.49%
Total Votes Cast	201	100.00%

HI315

Republican for Governor

Vote For 1

	TOTAL	VOTE %
SPENCER J. COX DEIDRE M.	118	58.71%
PHIL LYMAN NATALIE CLAWSON	83	41.29%
Total Votes Cast	201	100.00%

Republican for Attorney General

Vote For 1

	TOTAL	VOTE %
DEREK BROWN	103	53.93%
FRANK DEMCY MYLAR	44	23.04%
RACHEL TERRY	44	23.04%
Total Votes Cast	191	100.00%

Republican for State Auditor

Vote For 1

	TOTAL	VOTE %
TINA CANNON	122	65.24%
RICKY HATCH	65	34.76%
Total Votes Cast	187	100.00%

HI316

STATISTICS

	TOTAL
Registered Voters - Total	530
Registered Voters - Republican	530
Registered Voters - Nonpartisan	0
Ballots Cast - Total	237
Ballots Cast - Republican	237
Ballots Cast - Nonpartisan	0
Ballots Cast - Blank	0
Voter Turnout - Total	44.72%
Voter Turnout - Republican	44.72%
Voter Turnout - Nonpartisan	0.00%

Republican for US Senate

Vote For 1

	TOTAL	VOTE %
JOHN CURTIS	119	50.85%
TRENT STAGGS	90	38.46%
BRAD WILSON	16	6.84%
JASON J. WALTON	9	3.85%
Total Votes Cast	234	100.00%

Republican for US House 3

Vote For 1

	TOTAL	VOTE %
MIKE KENNEDY	133	57.08%
CASE LAWRENCE	43	18.45%
STEWART PEAY	30	12.88%
JOHN "FRUGAL" DOUGALL	18	7.73%
JR BIRD	9	3.86%
Total Votes Cast	233	100.00%

HI316

Republican for Governor

Vote For 1

	TOTAL	VOTE %
PHIL LYMAN NATALIE CLAWSON	130	55.08%
SPENCER J. COX DEIDRE M.	106	44.92%
Total Votes Cast	236	100.00%

Republican for Attorney General

Vote For 1

	TOTAL	VOTE %
DEREK BROWN	98	42.79%
FRANK DEMCY MYLAR	83	36.24%
RACHEL TERRY	48	20.96%
Total Votes Cast	229	100.00%

Republican for State Auditor

Vote For 1

	TOTAL	VOTE %
TINA CANNON	144	64.86%
RICKY HATCH	78	35.14%
Total Votes Cast	222	100.00%

LE301

STATISTICS

	TOTAL
Registered Voters - Total	683
Registered Voters - Republican	683
Registered Voters - Nonpartisan	0
Ballots Cast - Total	183
Ballots Cast - Republican	183
Ballots Cast - Nonpartisan	0
Ballots Cast - Blank	0
Voter Turnout - Total	26.79%
Voter Turnout - Republican	26.79%
Voter Turnout - Nonpartisan	0.00%

Republican for US Senate

Vote For 1

	TOTAL	VOTE %
JOHN CURTIS	78	42.86%
TRENT STAGGS	76	41.76%
BRAD WILSON	15	8.24%
JASON J. WALTON	13	7.14%
Total Votes Cast	182	100.00%

Republican for US House 3

Vote For 1

	TOTAL	VOTE %
MIKE KENNEDY	63	36.84%
CASE LAWRENCE	39	22.81%
JOHN "FRUGAL" DOUGALL	29	16.96%
STEWART PEAY	28	16.37%
JR BIRD	12	7.02%
Total Votes Cast	171	100.00%

LE301

Republican for Governor

Vote For 1

	TOTAL	VOTE %
PHIL LYMAN NATALIE CLAWSON	97	53.01%
SPENCER J. COX DEIDRE M.	86	46.99%
Total Votes Cast	183	100.00%

Republican for Attorney General

Vote For 1

	TOTAL	VOTE %
DEREK BROWN	85	48.57%
RACHEL TERRY	46	26.29%
FRANK DEMCY MYLAR	44	25.14%
Total Votes Cast	175	100.00%

Republican for State Auditor

Vote For 1

	TOTAL	VOTE %
TINA CANNON	87	51.79%
RICKY HATCH	81	48.21%
Total Votes Cast	168	100.00%

Republican for State Senate 22 (Multi-County)

Vote For 1

	TOTAL	VOTE %
EMILY LOCKHART	85	49.71%
HEIDI BALDERREE	70	40.94%
GARRETT CAMMANS	16	9.36%
Total Votes Cast	171	100.00%

LE302

STATISTICS

	TOTAL
Registered Voters - Total	552
Registered Voters - Republican	552
Registered Voters - Nonpartisan	0
Ballots Cast - Total	188
Ballots Cast - Republican	188
Ballots Cast - Nonpartisan	0
Ballots Cast - Blank	0
Voter Turnout - Total	34.06%
Voter Turnout - Republican	34.06%
Voter Turnout - Nonpartisan	0.00%

Republican for US Senate

Vote For 1

	TOTAL	VOTE %
JOHN CURTIS	96	51.61%
TRENT STAGGS	66	35.48%
JASON J. WALTON	12	6.45%
BRAD WILSON	12	6.45%
Total Votes Cast	186	100.00%

Republican for US House 3

Vote For 1

	TOTAL	VOTE %
MIKE KENNEDY	80	43.96%
CASE LAWRENCE	43	23.63%
JOHN "FRUGAL" DOUGALL	22	12.09%
STEWART PEAY	20	10.99%
JR BIRD	17	9.34%
Total Votes Cast	182	100.00%

LE302

Republican for Governor

Vote For 1

	TOTAL	VOTE %
SPENCER J. COX DEIDRE M.	95	50.53%
PHIL LYMAN NATALIE CLAWSON	93	49.47%
Total Votes Cast	188	100.00%

Republican for Attorney General

Vote For 1

	TOTAL	VOTE %
DEREK BROWN	80	45.98%
FRANK DEMCY MYLAR	51	29.31%
RACHEL TERRY	43	24.71%
Total Votes Cast	174	100.00%

Republican for State Auditor

Vote For 1

	TOTAL	VOTE %
TINA CANNON	88	51.46%
RICKY HATCH	83	48.54%
Total Votes Cast	171	100.00%

Republican for State Senate 22 (Multi-County)

Vote For 1

	TOTAL	VOTE %
EMILY LOCKHART	89	49.44%
HEIDI BALDERREE	66	36.67%
GARRETT CAMMANS	25	13.89%
Total Votes Cast	180	100.00%

LE304

STATISTICS

	TOTAL
Registered Voters - Total	617
Registered Voters - Republican	617
Registered Voters - Nonpartisan	0
Ballots Cast - Total	220
Ballots Cast - Republican	220
Ballots Cast - Nonpartisan	0
Ballots Cast - Blank	0
Voter Turnout - Total	35.66%
Voter Turnout - Republican	35.66%
Voter Turnout - Nonpartisan	0.00%

Republican for US Senate

Vote For 1

	TOTAL	VOTE %
JOHN CURTIS	106	48.62%
TRENT STAGGS	87	39.91%
BRAD WILSON	18	8.26%
JASON J. WALTON	7	3.21%
Total Votes Cast	218	100.00%

Republican for US House 3

Vote For 1

	TOTAL	VOTE %
MIKE KENNEDY	85	39.53%
CASE LAWRENCE	68	31.63%
JOHN "FRUGAL" DOUGALL	28	13.02%
STEWART PEAY	22	10.23%
JR BIRD	12	5.58%
Total Votes Cast	215	100.00%

LE304

Republican for Governor

Vote For 1

	TOTAL	VOTE %
SPENCER J. COX DEIDRE M.	112	51.14%
PHIL LYMAN NATALIE CLAWSON	107	48.86%
Total Votes Cast	219	100.00%

Republican for Attorney General

Vote For 1

	TOTAL	VOTE %
DEREK BROWN	108	50.47%
FRANK DEMCY MYLAR	55	25.70%
RACHEL TERRY	51	23.83%
Total Votes Cast	214	100.00%

Republican for State Auditor

Vote For 1

	TOTAL	VOTE %
RICKY HATCH	101	50.25%
TINA CANNON	100	49.75%
Total Votes Cast	201	100.00%

Republican for State Senate 22 (Multi-County)

Vote For 1

	TOTAL	VOTE %
EMILY LOCKHART	114	53.52%
HEIDI BALDERREE	76	35.68%
GARRETT CAMMANS	23	10.80%
Total Votes Cast	213	100.00%

LE305

STATISTICS

	TOTAL
Registered Voters - Total	407
Registered Voters - Republican	407
Registered Voters - Nonpartisan	0
Ballots Cast - Total	130
Ballots Cast - Republican	130
Ballots Cast - Nonpartisan	0
Ballots Cast - Blank	0
Voter Turnout - Total	31.94%
Voter Turnout - Republican	31.94%
Voter Turnout - Nonpartisan	0.00%

Republican for US Senate

Vote For 1

	TOTAL	VOTE %
TRENT STAGGS	79	62.70%
JOHN CURTIS	35	27.78%
BRAD WILSON	7	5.56%
JASON J. WALTON	5	3.97%
Total Votes Cast	126	100.00%

Republican for US House 3

Vote For 1

	TOTAL	VOTE %
MIKE KENNEDY	76	60.80%
CASE LAWRENCE	18	14.40%
JR BIRD	12	9.60%
JOHN "FRUGAL" DOUGALL	11	8.80%
STEWART PEAY	8	6.40%
Total Votes Cast	125	100.00%

LE305

Republican for Governor

Vote For 1

	TOTAL	VOTE %
PHIL LYMAN NATALIE CLAWSON	93	71.54%
SPENCER J. COX DEIDRE M.	37	28.46%
Total Votes Cast	130	100.00%

Republican for Attorney General

Vote For 1

	TOTAL	VOTE %
FRANK DEMCY MYLAR	54	43.55%
DEREK BROWN	40	32.26%
RACHEL TERRY	30	24.19%
Total Votes Cast	124	100.00%

Republican for State Auditor

Vote For 1

	TOTAL	VOTE %
TINA CANNON	84	70.00%
RICKY HATCH	36	30.00%
Total Votes Cast	120	100.00%

Republican for State Senate 22 (Multi-County)

Vote For 1

	TOTAL	VOTE %
HEIDI BALDERREE	61	51.26%
EMILY LOCKHART	48	40.34%
GARRETT CAMMANS	10	8.40%
Total Votes Cast	119	100.00%

LE306

STATISTICS

	TOTAL
Registered Voters - Total	578
Registered Voters - Republican	578
Registered Voters - Nonpartisan	0
Ballots Cast - Total	209
Ballots Cast - Republican	209
Ballots Cast - Nonpartisan	0
Ballots Cast - Blank	0
Voter Turnout - Total	36.16%
Voter Turnout - Republican	36.16%
Voter Turnout - Nonpartisan	0.00%

Republican for US Senate

Vote For 1

	TOTAL	VOTE %
JOHN CURTIS	108	52.68%
TRENT STAGGS	68	33.17%
BRAD WILSON	18	8.78%
JASON J. WALTON	11	5.37%
Total Votes Cast	205	100.00%

Republican for US House 3

Vote For 1

	TOTAL	VOTE %
MIKE KENNEDY	91	44.61%
CASE LAWRENCE	44	21.57%
STEWART PEAY	35	17.16%
JOHN "FRUGAL" DOUGALL	24	11.76%
JR BIRD	10	4.90%
Total Votes Cast	204	100.00%

LE306

Republican for Governor

Vote For 1

	TOTAL	VOTE %
SPENCER J. COX DEIDRE M.	106	50.96%
PHIL LYMAN NATALIE CLAWSON	102	49.04%
Total Votes Cast	208	100.00%

Republican for Attorney General

Vote For 1

	TOTAL	VOTE %
DEREK BROWN	90	44.78%
FRANK DEMCY MYLAR	58	28.86%
RACHEL TERRY	53	26.37%
Total Votes Cast	201	100.00%

Republican for State Auditor

Vote For 1

	TOTAL	VOTE %
TINA CANNON	142	72.08%
RICKY HATCH	55	27.92%
Total Votes Cast	197	100.00%

LE308

STATISTICS

	TOTAL
Registered Voters - Total	675
Registered Voters - Republican	675
Registered Voters - Nonpartisan	0
Ballots Cast - Total	365
Ballots Cast - Republican	365
Ballots Cast - Nonpartisan	0
Ballots Cast - Blank	0
Voter Turnout - Total	54.07%
Voter Turnout - Republican	54.07%
Voter Turnout - Nonpartisan	0.00%

Republican for US Senate

Vote For 1

	TOTAL	VOTE %
JOHN CURTIS	207	57.18%
TRENT STAGGS	99	27.35%
BRAD WILSON	35	9.67%
JASON J. WALTON	21	5.80%
Total Votes Cast	362	100.00%

Republican for US House 3

Vote For 1

	TOTAL	VOTE %
MIKE KENNEDY	152	42.94%
CASE LAWRENCE	96	27.12%
STEWART PEAY	61	17.23%
JOHN "FRUGAL" DOUGALL	26	7.34%
JR BIRD	19	5.37%
Total Votes Cast	354	100.00%

LE308

Republican for Governor

Vote For 1

	TOTAL	VOTE %
SPENCER J. COX DEIDRE M.	216	59.18%
PHIL LYMAN NATALIE CLAWSON	149	40.82%
Total Votes Cast	365	100.00%

Republican for Attorney General

Vote For 1

	TOTAL	VOTE %
DEREK BROWN	208	58.43%
RACHEL TERRY	78	21.91%
FRANK DEMCY MYLAR	70	19.66%
Total Votes Cast	356	100.00%

Republican for State Auditor

Vote For 1

	TOTAL	VOTE %
TINA CANNON	198	58.58%
RICKY HATCH	140	41.42%
Total Votes Cast	338	100.00%

LE309

STATISTICS

	TOTAL
Registered Voters - Total	756
Registered Voters - Republican	756
Registered Voters - Nonpartisan	0
Ballots Cast - Total	320
Ballots Cast - Republican	320
Ballots Cast - Nonpartisan	0
Ballots Cast - Blank	0
Voter Turnout - Total	42.33%
Voter Turnout - Republican	42.33%
Voter Turnout - Nonpartisan	0.00%

Republican for US Senate

Vote For 1

	TOTAL	VOTE %
TRENT STAGGS	145	45.60%
JOHN CURTIS	137	43.08%
BRAD WILSON	24	7.55%
JASON J. WALTON	12	3.77%
Total Votes Cast	318	100.00%

Republican for US House 3

Vote For 1

	TOTAL	VOTE %
MIKE KENNEDY	170	53.97%
CASE LAWRENCE	57	18.10%
STEWART PEAY	35	11.11%
JOHN "FRUGAL" DOUGALL	30	9.52%
JR BIRD	23	7.30%
Total Votes Cast	315	100.00%

LE309

Republican for Governor

Vote For 1

	TOTAL	VOTE %
PHIL LYMAN NATALIE CLAWSON	188	58.93%
SPENCER J. COX DEIDRE M.	131	41.07%
Total Votes Cast	319	100.00%

Republican for Attorney General

Vote For 1

	TOTAL	VOTE %
FRANK DEMCY MYLAR	109	35.39%
DEREK BROWN	106	34.42%
RACHEL TERRY	93	30.19%
Total Votes Cast	308	100.00%

Republican for State Auditor

Vote For 1

	TOTAL	VOTE %
TINA CANNON	186	61.18%
RICKY HATCH	118	38.82%
Total Votes Cast	304	100.00%

LE310

STATISTICS

	TOTAL
Registered Voters - Total	623
Registered Voters - Republican	623
Registered Voters - Nonpartisan	0
Ballots Cast - Total	241
Ballots Cast - Republican	241
Ballots Cast - Nonpartisan	0
Ballots Cast - Blank	0
Voter Turnout - Total	38.68%
Voter Turnout - Republican	38.68%
Voter Turnout - Nonpartisan	0.00%

Republican for US Senate

Vote For 1

	TOTAL	VOTE %
TRENT STAGGS	103	42.92%
JOHN CURTIS	90	37.50%
BRAD WILSON	30	12.50%
JASON J. WALTON	17	7.08%
Total Votes Cast	240	100.00%

Republican for US House 3

Vote For 1

	TOTAL	VOTE %
MIKE KENNEDY	124	52.77%
CASE LAWRENCE	39	16.60%
STEWART PEAY	29	12.34%
JR BIRD	22	9.36%
JOHN "FRUGAL" DOUGALL	21	8.94%
Total Votes Cast	235	100.00%

LE310

Republican for Governor

Vote For 1

	TOTAL	VOTE %
PHIL LYMAN NATALIE CLAWSON	131	54.58%
SPENCER J. COX DEIDRE M.	109	45.42%
Total Votes Cast	240	100.00%

Republican for Attorney General

Vote For 1

	TOTAL	VOTE %
FRANK DEMCY MYLAR	83	35.78%
RACHEL TERRY	76	32.76%
DEREK BROWN	73	31.47%
Total Votes Cast	232	100.00%

Republican for State Auditor

Vote For 1

	TOTAL	VOTE %
TINA CANNON	119	51.74%
RICKY HATCH	111	48.26%
Total Votes Cast	230	100.00%

Republican for State Senate 22 (Multi-County)

Vote For 1

	TOTAL	VOTE %
HEIDI BALDERREE	108	46.55%
EMILY LOCKHART	91	39.22%
GARRETT CAMMANS	33	14.22%
Total Votes Cast	232	100.00%

LE311

STATISTICS

	TOTAL
Registered Voters - Total	696
Registered Voters - Republican	696
Registered Voters - Nonpartisan	0
Ballots Cast - Total	295
Ballots Cast - Republican	295
Ballots Cast - Nonpartisan	0
Ballots Cast - Blank	0
Voter Turnout - Total	42.39%
Voter Turnout - Republican	42.39%
Voter Turnout - Nonpartisan	0.00%

Republican for US Senate

Vote For 1

	TOTAL	VOTE %
JOHN CURTIS	154	53.10%
TRENT STAGGS	89	30.69%
BRAD WILSON	34	11.72%
JASON J. WALTON	13	4.48%
Total Votes Cast	290	100.00%

Republican for US House 3

Vote For 1

	TOTAL	VOTE %
MIKE KENNEDY	133	45.70%
CASE LAWRENCE	48	16.49%
JOHN "FRUGAL" DOUGALL	44	15.12%
STEWART PEAY	37	12.71%
JR BIRD	29	9.97%
Total Votes Cast	291	100.00%

LE311

Republican for Governor

Vote For 1

	TOTAL	VOTE %
SPENCER J. COX DEIDRE M.	169	57.48%
PHIL LYMAN NATALIE CLAWSON	125	42.52%
Total Votes Cast	294	100.00%

Republican for Attorney General

Vote For 1

	TOTAL	VOTE %
DEREK BROWN	107	37.94%
RACHEL TERRY	100	35.46%
FRANK DEMCY MYLAR	75	26.60%
Total Votes Cast	282	100.00%

Republican for State Auditor

Vote For 1

	TOTAL	VOTE %
TINA CANNON	190	68.35%
RICKY HATCH	88	31.65%
Total Votes Cast	278	100.00%

Republican for State Senate 22 (Multi-County)

Vote For 1

	TOTAL	VOTE %
HEIDI BALDERREE	137	49.46%
EMILY LOCKHART	106	38.27%
GARRETT CAMMANS	34	12.27%
Total Votes Cast	277	100.00%

LE312

STATISTICS

	TOTAL
Registered Voters - Total	799
Registered Voters - Republican	799
Registered Voters - Nonpartisan	0
Ballots Cast - Total	300
Ballots Cast - Republican	300
Ballots Cast - Nonpartisan	0
Ballots Cast - Blank	0
Voter Turnout - Total	37.55%
Voter Turnout - Republican	37.55%
Voter Turnout - Nonpartisan	0.00%

Republican for US Senate

Vote For 1

	TOTAL	VOTE %
JOHN CURTIS	143	47.99%
TRENT STAGGS	115	38.59%
BRAD WILSON	23	7.72%
JASON J. WALTON	17	5.70%
Total Votes Cast	298	100.00%

Republican for US House 3

Vote For 1

	TOTAL	VOTE %
MIKE KENNEDY	155	52.01%
CASE LAWRENCE	62	20.81%
STEWART PEAY	50	16.78%
JOHN "FRUGAL" DOUGALL	17	5.70%
JR BIRD	14	4.70%
Total Votes Cast	298	100.00%

LE312

Republican for Governor

Vote For 1

	TOTAL	VOTE %
PHIL LYMAN NATALIE CLAWSON	156	52.17%
SPENCER J. COX DEIDRE M.	143	47.83%
Total Votes Cast	299	100.00%

Republican for Attorney General

Vote For 1

	TOTAL	VOTE %
DEREK BROWN	124	43.06%
RACHEL TERRY	91	31.60%
FRANK DEMCY MYLAR	73	25.35%
Total Votes Cast	288	100.00%

Republican for State Auditor

Vote For 1

	TOTAL	VOTE %
TINA CANNON	173	60.28%
RICKY HATCH	114	39.72%
Total Votes Cast	287	100.00%

LE314

STATISTICS

	TOTAL
Registered Voters - Total	828
Registered Voters - Republican	828
Registered Voters - Nonpartisan	0
Ballots Cast - Total	353
Ballots Cast - Republican	353
Ballots Cast - Nonpartisan	0
Ballots Cast - Blank	0
Voter Turnout - Total	42.63%
Voter Turnout - Republican	42.63%
Voter Turnout - Nonpartisan	0.00%

Republican for US Senate

Vote For 1

	TOTAL	VOTE %
JOHN CURTIS	186	53.30%
TRENT STAGGS	124	35.53%
BRAD WILSON	28	8.02%
JASON J. WALTON	11	3.15%
Total Votes Cast	349	100.00%

Republican for US House 3

Vote For 1

	TOTAL	VOTE %
MIKE KENNEDY	183	52.59%
CASE LAWRENCE	77	22.13%
STEWART PEAY	40	11.49%
JOHN "FRUGAL" DOUGALL	26	7.47%
JR BIRD	22	6.32%
Total Votes Cast	348	100.00%

LE314

Republican for Governor

Vote For 1

	TOTAL	VOTE %
SPENCER J. COX DEIDRE M.	219	62.22%
PHIL LYMAN NATALIE CLAWSON	133	37.78%
Total Votes Cast	352	100.00%

Republican for Attorney General

Vote For 1

	TOTAL	VOTE %
DEREK BROWN	165	47.55%
RACHEL TERRY	97	27.95%
FRANK DEMCY MYLAR	85	24.50%
Total Votes Cast	347	100.00%

Republican for State Auditor

Vote For 1

	TOTAL	VOTE %
TINA CANNON	201	60.18%
RICKY HATCH	133	39.82%
Total Votes Cast	334	100.00%

LE315

STATISTICS

	TOTAL
Registered Voters - Total	790
Registered Voters - Republican	790
Registered Voters - Nonpartisan	0
Ballots Cast - Total	353
Ballots Cast - Republican	353
Ballots Cast - Nonpartisan	0
Ballots Cast - Blank	0
Voter Turnout - Total	44.68%
Voter Turnout - Republican	44.68%
Voter Turnout - Nonpartisan	0.00%

Republican for US Senate

Vote For 1

	TOTAL	VOTE %
JOHN CURTIS	182	52.00%
TRENT STAGGS	119	34.00%
BRAD WILSON	38	10.86%
JASON J. WALTON	11	3.14%
Total Votes Cast	350	100.00%

Republican for US House 3

Vote For 1

	TOTAL	VOTE %
MIKE KENNEDY	154	44.25%
STEWART PEAY	73	20.98%
CASE LAWRENCE	72	20.69%
JR BIRD	27	7.76%
JOHN "FRUGAL" DOUGALL	22	6.32%
Total Votes Cast	348	100.00%

LE315

Republican for Governor

Vote For 1

	TOTAL	VOTE %
PHIL LYMAN NATALIE CLAWSON	177	50.14%
SPENCER J. COX DEIDRE M.	176	49.86%
Total Votes Cast	353	100.00%

Republican for Attorney General

Vote For 1

	TOTAL	VOTE %
DEREK BROWN	145	42.77%
FRANK DEMCY MYLAR	97	28.61%
RACHEL TERRY	97	28.61%
Total Votes Cast	339	100.00%

Republican for State Auditor

Vote For 1

	TOTAL	VOTE %
TINA CANNON	192	58.36%
RICKY HATCH	137	41.64%
Total Votes Cast	329	100.00%

LE316

STATISTICS

	TOTAL
Registered Voters - Total	806
Registered Voters - Republican	806
Registered Voters - Nonpartisan	0
Ballots Cast - Total	372
Ballots Cast - Republican	372
Ballots Cast - Nonpartisan	0
Ballots Cast - Blank	0
Voter Turnout - Total	46.15%
Voter Turnout - Republican	46.15%
Voter Turnout - Nonpartisan	0.00%

Republican for US Senate

Vote For 1

	TOTAL	VOTE %
JOHN CURTIS	202	54.74%
TRENT STAGGS	124	33.60%
BRAD WILSON	30	8.13%
JASON J. WALTON	13	3.52%
Total Votes Cast	369	100.00%

Republican for US House 3

Vote For 1

	TOTAL	VOTE %
MIKE KENNEDY	168	45.65%
CASE LAWRENCE	89	24.18%
STEWART PEAY	61	16.58%
JOHN "FRUGAL" DOUGALL	31	8.42%
JR BIRD	19	5.16%
Total Votes Cast	368	100.00%

LE316

Republican for Governor

Vote For 1

	TOTAL	VOTE %
SPENCER J. COX DEIDRE M.	186	50.00%
PHIL LYMAN NATALIE CLAWSON	186	50.00%
Total Votes Cast	372	100.00%

Republican for Attorney General

Vote For 1

	TOTAL	VOTE %
DEREK BROWN	175	49.30%
RACHEL TERRY	105	29.58%
FRANK DEMCY MYLAR	75	21.13%
Total Votes Cast	355	100.00%

Republican for State Auditor

Vote For 1

	TOTAL	VOTE %
TINA CANNON	209	60.40%
RICKY HATCH	137	39.60%
Total Votes Cast	346	100.00%

LE317

STATISTICS

	TOTAL
Registered Voters - Total	621
Registered Voters - Republican	621
Registered Voters - Nonpartisan	0
Ballots Cast - Total	316
Ballots Cast - Republican	316
Ballots Cast - Nonpartisan	0
Ballots Cast - Blank	0
Voter Turnout - Total	50.89%
Voter Turnout - Republican	50.89%
Voter Turnout - Nonpartisan	0.00%

Republican for US Senate

Vote For 1

	TOTAL	VOTE %
JOHN CURTIS	169	54.87%
TRENT STAGGS	77	25.00%
BRAD WILSON	37	12.01%
JASON J. WALTON	25	8.12%
Total Votes Cast	308	100.00%

Republican for US House 3

Vote For 1

	TOTAL	VOTE %
MIKE KENNEDY	152	49.19%
CASE LAWRENCE	59	19.09%
STEWART PEAY	53	17.15%
JOHN "FRUGAL" DOUGALL	25	8.09%
JR BIRD	20	6.47%
Total Votes Cast	309	100.00%

LE317

Republican for Governor

Vote For 1

	TOTAL	VOTE %
SPENCER J. COX DEIDRE M.	183	58.10%
PHIL LYMAN NATALIE CLAWSON	132	41.90%
Total Votes Cast	315	100.00%

Republican for Attorney General

Vote For 1

	TOTAL	VOTE %
DEREK BROWN	129	42.72%
RACHEL TERRY	104	34.44%
FRANK DEMCY MYLAR	69	22.85%
Total Votes Cast	302	100.00%

Republican for State Auditor

Vote For 1

	TOTAL	VOTE %
TINA CANNON	181	61.56%
RICKY HATCH	113	38.44%
Total Votes Cast	294	100.00%

LE318

STATISTICS

	TOTAL
Registered Voters - Total	587
Registered Voters - Republican	587
Registered Voters - Nonpartisan	0
Ballots Cast - Total	292
Ballots Cast - Republican	292
Ballots Cast - Nonpartisan	0
Ballots Cast - Blank	0
Voter Turnout - Total	49.74%
Voter Turnout - Republican	49.74%
Voter Turnout - Nonpartisan	0.00%

Republican for US Senate

Vote For 1

	TOTAL	VOTE %
JOHN CURTIS	135	46.39%
TRENT STAGGS	120	41.24%
BRAD WILSON	22	7.56%
JASON J. WALTON	14	4.81%
Total Votes Cast	291	100.00%

Republican for US House 3

Vote For 1

	TOTAL	VOTE %
MIKE KENNEDY	162	56.84%
CASE LAWRENCE	48	16.84%
STEWART PEAY	35	12.28%
JOHN "FRUGAL" DOUGALL	29	10.18%
JR BIRD	11	3.86%
Total Votes Cast	285	100.00%

LE318

Republican for Governor

Vote For 1

	TOTAL	VOTE %
PHIL LYMAN NATALIE CLAWSON	157	54.14%
SPENCER J. COX DEIDRE M.	133	45.86%
Total Votes Cast	290	100.00%

Republican for Attorney General

Vote For 1

	TOTAL	VOTE %
DEREK BROWN	108	38.85%
FRANK DEMCY MYLAR	94	33.81%
RACHEL TERRY	76	27.34%
Total Votes Cast	278	100.00%

Republican for State Auditor

Vote For 1

	TOTAL	VOTE %
TINA CANNON	181	66.30%
RICKY HATCH	92	33.70%
Total Votes Cast	273	100.00%

LE319

STATISTICS

	TOTAL
Registered Voters - Total	50
Registered Voters - Republican	50
Registered Voters - Nonpartisan	0
Ballots Cast - Total	8
Ballots Cast - Republican	8
Ballots Cast - Nonpartisan	0
Ballots Cast - Blank	0
Voter Turnout - Total	16.00%
Voter Turnout - Republican	16.00%
Voter Turnout - Nonpartisan	0.00%

Republican for US Senate

Vote For 1

	TOTAL	VOTE %
JOHN CURTIS	3	37.50%
BRAD WILSON	3	37.50%
TRENT STAGGS	2	25.00%
JASON J. WALTON	0	0.00%
Total Votes Cast	8	100.00%

Republican for US House 3

Vote For 1

	TOTAL	VOTE %
MIKE KENNEDY	5	62.50%
CASE LAWRENCE	3	37.50%
JR BIRD	0	0.00%
STEWART PEAY	0	0.00%
JOHN "FRUGAL" DOUGALL	0	0.00%
Total Votes Cast	8	100.00%

LE319

Republican for Governor

Vote For 1

	TOTAL	VOTE %
SPENCER J. COX DEIDRE M.	5	62.50%
PHIL LYMAN NATALIE CLAWSON	3	37.50%
Total Votes Cast	8	100.00%

Republican for Attorney General

Vote For 1

	TOTAL	VOTE %
RACHEL TERRY	5	62.50%
DEREK BROWN	3	37.50%
FRANK DEMCY MYLAR	0	0.00%
Total Votes Cast	8	100.00%

Republican for State Auditor

Vote For 1

	TOTAL	VOTE %
TINA CANNON	5	62.50%
RICKY HATCH	3	37.50%
Total Votes Cast	8	100.00%

LE320

STATISTICS

	TOTAL
Registered Voters - Total	622
Registered Voters - Republican	622
Registered Voters - Nonpartisan	0
Ballots Cast - Total	274
Ballots Cast - Republican	274
Ballots Cast - Nonpartisan	0
Ballots Cast - Blank	0
Voter Turnout - Total	44.05%
Voter Turnout - Republican	44.05%
Voter Turnout - Nonpartisan	0.00%

Republican for US Senate

Vote For 1

	TOTAL	VOTE %
JOHN CURTIS	142	51.82%
TRENT STAGGS	94	34.31%
BRAD WILSON	34	12.41%
JASON J. WALTON	4	1.46%
Total Votes Cast	274	100.00%

Republican for US House 3

Vote For 1

	TOTAL	VOTE %
MIKE KENNEDY	126	46.67%
CASE LAWRENCE	63	23.33%
STEWART PEAY	43	15.93%
JR BIRD	19	7.04%
JOHN "FRUGAL" DOUGALL	19	7.04%
Total Votes Cast	270	100.00%

LE320

Republican for Governor

Vote For 1

	TOTAL	VOTE %
SPENCER J. COX DEIDRE M.	147	54.04%
PHIL LYMAN NATALIE CLAWSON	125	45.96%
Total Votes Cast	272	100.00%

Republican for Attorney General

Vote For 1

	TOTAL	VOTE %
DEREK BROWN	138	51.69%
FRANK DEMCY MYLAR	71	26.59%
RACHEL TERRY	58	21.72%
Total Votes Cast	267	100.00%

Republican for State Auditor

Vote For 1

	TOTAL	VOTE %
TINA CANNON	133	51.75%
RICKY HATCH	124	48.25%
Total Votes Cast	257	100.00%

LE321

STATISTICS

	TOTAL
Registered Voters - Total	777
Registered Voters - Republican	777
Registered Voters - Nonpartisan	0
Ballots Cast - Total	395
Ballots Cast - Republican	395
Ballots Cast - Nonpartisan	0
Ballots Cast - Blank	0
Voter Turnout - Total	50.84%
Voter Turnout - Republican	50.84%
Voter Turnout - Nonpartisan	0.00%

Republican for US Senate

Vote For 1

	TOTAL	VOTE %
JOHN CURTIS	203	52.05%
TRENT STAGGS	138	35.38%
BRAD WILSON	35	8.97%
JASON J. WALTON	14	3.59%
Total Votes Cast	390	100.00%

Republican for US House 3

Vote For 1

	TOTAL	VOTE %
MIKE KENNEDY	201	52.48%
CASE LAWRENCE	96	25.07%
STEWART PEAY	42	10.97%
JOHN "FRUGAL" DOUGALL	32	8.36%
JR BIRD	12	3.13%
Total Votes Cast	383	100.00%

LE321

Republican for Governor

Vote For 1

	TOTAL	VOTE %
SPENCER J. COX DEIDRE M.	206	52.28%
PHIL LYMAN NATALIE CLAWSON	188	47.72%
Total Votes Cast	394	100.00%

Republican for Attorney General

Vote For 1

	TOTAL	VOTE %
DEREK BROWN	174	45.79%
RACHEL TERRY	105	27.63%
FRANK DEMCY MYLAR	101	26.58%
Total Votes Cast	380	100.00%

Republican for State Auditor

Vote For 1

	TOTAL	VOTE %
TINA CANNON	230	61.83%
RICKY HATCH	142	38.17%
Total Votes Cast	372	100.00%

LE401

STATISTICS

	TOTAL
Registered Voters - Total	354
Registered Voters - Republican	354
Registered Voters - Nonpartisan	0
Ballots Cast - Total	128
Ballots Cast - Republican	128
Ballots Cast - Nonpartisan	0
Ballots Cast - Blank	0
Voter Turnout - Total	36.16%
Voter Turnout - Republican	36.16%
Voter Turnout - Nonpartisan	0.00%

Republican for US Senate

Vote For 1

	TOTAL	VOTE %
TRENT STAGGS	58	45.67%
JOHN CURTIS	51	40.16%
BRAD WILSON	12	9.45%
JASON J. WALTON	6	4.72%
Total Votes Cast	127	100.00%

Republican for Governor

Vote For 1

	TOTAL	VOTE %
PHIL LYMAN NATALIE CLAWSON	66	51.97%
SPENCER J. COX DEIDRE M.	61	48.03%
Total Votes Cast	127	100.00%

LE401

Republican for Attorney General

Vote For 1

	TOTAL	VOTE %
RACHEL TERRY	46	37.10%
FRANK DEMCY MYLAR	40	32.26%
DEREK BROWN	38	30.65%
Total Votes Cast	124	100.00%

Republican for State Auditor

Vote For 1

	TOTAL	VOTE %
TINA CANNON	65	54.17%
RICKY HATCH	55	45.83%
Total Votes Cast	120	100.00%

Republican for State Senate 22 (Multi-County)

Vote For 1

	TOTAL	VOTE %
HEIDI BALDERREE	52	42.98%
EMILY LOCKHART	48	39.67%
GARRETT CAMMANS	21	17.36%
Total Votes Cast	121	100.00%

LE402

STATISTICS

	TOTAL
Registered Voters - Total	261
Registered Voters - Republican	261
Registered Voters - Nonpartisan	0
Ballots Cast - Total	87
Ballots Cast - Republican	87
Ballots Cast - Nonpartisan	0
Ballots Cast - Blank	0
Voter Turnout - Total	33.33%
Voter Turnout - Republican	33.33%
Voter Turnout - Nonpartisan	0.00%

Republican for US Senate

Vote For 1

	TOTAL	VOTE %
JOHN CURTIS	40	47.06%
TRENT STAGGS	30	35.29%
JASON J. WALTON	10	11.76%
BRAD WILSON	5	5.88%
Total Votes Cast	85	100.00%

Republican for Governor

Vote For 1

	TOTAL	VOTE %
SPENCER J. COX DEIDRE M.	48	55.17%
PHIL LYMAN NATALIE CLAWSON	39	44.83%
Total Votes Cast	87	100.00%

LE402

Republican for Attorney General

Vote For 1

	TOTAL	VOTE %
DEREK BROWN	33	39.76%
FRANK DEMCY MYLAR	27	32.53%
RACHEL TERRY	23	27.71%
Total Votes Cast	83	100.00%

Republican for State Auditor

Vote For 1

	TOTAL	VOTE %
TINA CANNON	42	53.85%
RICKY HATCH	36	46.15%
Total Votes Cast	78	100.00%

Republican for State Senate 22 (Multi-County)

Vote For 1

	TOTAL	VOTE %
EMILY LOCKHART	36	44.44%
HEIDI BALDERREE	34	41.98%
GARRETT CAMMANS	11	13.58%
Total Votes Cast	81	100.00%

LE403

STATISTICS

	TOTAL
Registered Voters - Total	1
Registered Voters - Republican	1
Registered Voters - Nonpartisan	0
Ballots Cast - Total	0
Ballots Cast - Republican	0
Ballots Cast - Nonpartisan	0
Ballots Cast - Blank	0
Voter Turnout - Total	0.00%
Voter Turnout - Republican	0.00%
Voter Turnout - Nonpartisan	0.00%

Republican for US Senate

Vote For 1

	TOTAL	VOTE %
JOHN CURTIS	0	
JASON J. WALTON	0	
BRAD WILSON	0	
TRENT STAGGS	0	
Total Votes Cast	0	

Republican for Governor

Vote For 1

	TOTAL	VOTE %
SPENCER J. COX DEIDRE M.	0	
PHIL LYMAN NATALIE CLAWSON	0	
Total Votes Cast	0	

LE403

Republican for Attorney General

Vote For 1

	TOTAL	VOTE %
DEREK BROWN	0	
FRANK DEMCY MYLAR	0	
RACHEL TERRY	0	
Total Votes Cast	0	

Republican for State Auditor

Vote For 1

	TOTAL	VOTE %
TINA CANNON	0	
RICKY HATCH	0	
Total Votes Cast	0	

LE404

STATISTICS

	TOTAL
Registered Voters - Total	535
Registered Voters - Republican	535
Registered Voters - Nonpartisan	0
Ballots Cast - Total	233
Ballots Cast - Republican	233
Ballots Cast - Nonpartisan	0
Ballots Cast - Blank	0
Voter Turnout - Total	43.55%
Voter Turnout - Republican	43.55%
Voter Turnout - Nonpartisan	0.00%

Republican for US Senate

Vote For 1

	TOTAL	VOTE %
JOHN CURTIS	117	50.21%
TRENT STAGGS	72	30.90%
BRAD WILSON	33	14.16%
JASON J. WALTON	11	4.72%
Total Votes Cast	233	100.00%

Republican for Governor

Vote For 1

	TOTAL	VOTE %
SPENCER J. COX DEIDRE M.	124	53.22%
PHIL LYMAN NATALIE CLAWSON	109	46.78%
Total Votes Cast	233	100.00%

LE404

Republican for Attorney General

Vote For 1

	TOTAL	VOTE %
DEREK BROWN	85	37.61%
FRANK DEMCY MYLAR	76	33.63%
RACHEL TERRY	65	28.76%
Total Votes Cast	226	100.00%

Republican for State Auditor

Vote For 1

	TOTAL	VOTE %
TINA CANNON	131	58.48%
RICKY HATCH	93	41.52%
Total Votes Cast	224	100.00%

Republican for State Senate 22 (Multi-County)

Vote For 1

	TOTAL	VOTE %
HEIDI BALDERREE	112	49.56%
EMILY LOCKHART	72	31.86%
GARRETT CAMMANS	42	18.58%
Total Votes Cast	226	100.00%

LE405

STATISTICS

	TOTAL
Registered Voters - Total	447
Registered Voters - Republican	447
Registered Voters - Nonpartisan	0
Ballots Cast - Total	156
Ballots Cast - Republican	156
Ballots Cast - Nonpartisan	0
Ballots Cast - Blank	0
Voter Turnout - Total	34.90%
Voter Turnout - Republican	34.90%
Voter Turnout - Nonpartisan	0.00%

Republican for US Senate

Vote For 1

	TOTAL	VOTE %
JOHN CURTIS	81	51.92%
TRENT STAGGS	50	32.05%
BRAD WILSON	20	12.82%
JASON J. WALTON	5	3.21%
Total Votes Cast	156	100.00%

Republican for Governor

Vote For 1

	TOTAL	VOTE %
SPENCER J. COX DEIDRE M.	87	56.13%
PHIL LYMAN NATALIE CLAWSON	68	43.87%
Total Votes Cast	155	100.00%

LE405

Republican for Attorney General

Vote For 1

	TOTAL	VOTE %
DEREK BROWN	89	57.79%
FRANK DEMCY MYLAR	36	23.38%
RACHEL TERRY	29	18.83%
Total Votes Cast	154	100.00%

Republican for State Auditor

Vote For 1

	TOTAL	VOTE %
RICKY HATCH	77	51.68%
TINA CANNON	72	48.32%
Total Votes Cast	149	100.00%

Republican for State Senate 22 (Multi-County)

Vote For 1

	TOTAL	VOTE %
EMILY LOCKHART	69	44.81%
HEIDI BALDERREE	55	35.71%
GARRETT CAMMANS	30	19.48%
Total Votes Cast	154	100.00%

LE406

STATISTICS

	TOTAL
Registered Voters - Total	642
Registered Voters - Republican	642
Registered Voters - Nonpartisan	0
Ballots Cast - Total	144
Ballots Cast - Republican	144
Ballots Cast - Nonpartisan	0
Ballots Cast - Blank	0
Voter Turnout - Total	22.43%
Voter Turnout - Republican	22.43%
Voter Turnout - Nonpartisan	0.00%

Republican for US Senate

Vote For 1

	TOTAL	VOTE %
JOHN CURTIS	64	44.44%
TRENT STAGGS	60	41.67%
BRAD WILSON	13	9.03%
JASON J. WALTON	7	4.86%
Total Votes Cast	144	100.00%

Republican for Governor

Vote For 1

	TOTAL	VOTE %
SPENCER J. COX DEIDRE M.	72	50.35%
PHIL LYMAN NATALIE CLAWSON	71	49.65%
Total Votes Cast	143	100.00%

LE406

Republican for Attorney General

Vote For 1

	TOTAL	VOTE %
DEREK BROWN	59	41.84%
FRANK DEMCY MYLAR	41	29.08%
RACHEL TERRY	41	29.08%
Total Votes Cast	141	100.00%

Republican for State Auditor

Vote For 1

	TOTAL	VOTE %
TINA CANNON	83	61.03%
RICKY HATCH	53	38.97%
Total Votes Cast	136	100.00%

Republican for State Senate 22 (Multi-County)

Vote For 1

	TOTAL	VOTE %
EMILY LOCKHART	64	45.71%
HEIDI BALDERREE	44	31.43%
GARRETT CAMMANS	32	22.86%
Total Votes Cast	140	100.00%

LE407

STATISTICS

	TOTAL
Registered Voters - Total	507
Registered Voters - Republican	507
Registered Voters - Nonpartisan	0
Ballots Cast - Total	188
Ballots Cast - Republican	188
Ballots Cast - Nonpartisan	0
Ballots Cast - Blank	0
Voter Turnout - Total	37.08%
Voter Turnout - Republican	37.08%
Voter Turnout - Nonpartisan	0.00%

Republican for US Senate

Vote For 1

	TOTAL	VOTE %
JOHN CURTIS	102	54.55%
TRENT STAGGS	57	30.48%
JASON J. WALTON	14	7.49%
BRAD WILSON	14	7.49%
Total Votes Cast	187	100.00%

Republican for Governor

Vote For 1

	TOTAL	VOTE %
SPENCER J. COX DEIDRE M.	97	51.87%
PHIL LYMAN NATALIE CLAWSON	90	48.13%
Total Votes Cast	187	100.00%

LE407

Republican for Attorney General

Vote For 1

	TOTAL	VOTE %
RACHEL TERRY	73	40.78%
DEREK BROWN	72	40.22%
FRANK DEMCY MYLAR	34	18.99%
Total Votes Cast	179	100.00%

Republican for State Auditor

Vote For 1

	TOTAL	VOTE %
TINA CANNON	88	51.16%
RICKY HATCH	84	48.84%
Total Votes Cast	172	100.00%

Republican for State Senate 22 (Multi-County)

Vote For 1

	TOTAL	VOTE %
HEIDI BALDERREE	74	40.66%
EMILY LOCKHART	71	39.01%
GARRETT CAMMANS	37	20.33%
Total Votes Cast	182	100.00%

LE408

STATISTICS

	TOTAL
Registered Voters - Total	466
Registered Voters - Republican	466
Registered Voters - Nonpartisan	0
Ballots Cast - Total	200
Ballots Cast - Republican	200
Ballots Cast - Nonpartisan	0
Ballots Cast - Blank	0
Voter Turnout - Total	42.92%
Voter Turnout - Republican	42.92%
Voter Turnout - Nonpartisan	0.00%

Republican for US Senate

Vote For 1

	TOTAL	VOTE %
JOHN CURTIS	93	47.45%
TRENT STAGGS	68	34.69%
BRAD WILSON	21	10.71%
JASON J. WALTON	14	7.14%
Total Votes Cast	196	100.00%

Republican for Governor

Vote For 1

	TOTAL	VOTE %
SPENCER J. COX DEIDRE M.	105	52.50%
PHIL LYMAN NATALIE CLAWSON	95	47.50%
Total Votes Cast	200	100.00%

LE408

Republican for Attorney General

Vote For 1

	TOTAL	VOTE %
DEREK BROWN	86	44.56%
RACHEL TERRY	69	35.75%
FRANK DEMCY MYLAR	38	19.69%
Total Votes Cast	193	100.00%

Republican for State Auditor

Vote For 1

	TOTAL	VOTE %
TINA CANNON	115	59.90%
RICKY HATCH	77	40.10%
Total Votes Cast	192	100.00%

Republican for State Senate 22 (Multi-County)

Vote For 1

	TOTAL	VOTE %
HEIDI BALDERREE	85	43.81%
EMILY LOCKHART	64	32.99%
GARRETT CAMMANS	45	23.20%
Total Votes Cast	194	100.00%

LE409

STATISTICS

	TOTAL
Registered Voters - Total	291
Registered Voters - Republican	291
Registered Voters - Nonpartisan	0
Ballots Cast - Total	92
Ballots Cast - Republican	92
Ballots Cast - Nonpartisan	0
Ballots Cast - Blank	0
Voter Turnout - Total	31.62%
Voter Turnout - Republican	31.62%
Voter Turnout - Nonpartisan	0.00%

Republican for US Senate

Vote For 1

	TOTAL	VOTE %
JOHN CURTIS	46	50.55%
TRENT STAGGS	39	42.86%
JASON J. WALTON	3	3.30%
BRAD WILSON	3	3.30%
Total Votes Cast	91	100.00%

Republican for Governor

Vote For 1

	TOTAL	VOTE %
SPENCER J. COX DEIDRE M.	52	56.52%
PHIL LYMAN NATALIE CLAWSON	40	43.48%
Total Votes Cast	92	100.00%

LE409

Republican for Attorney General

Vote For 1

	TOTAL	VOTE %
RACHEL TERRY	33	37.08%
FRANK DEMCY MYLAR	31	34.83%
DEREK BROWN	25	28.09%
Total Votes Cast	89	100.00%

Republican for State Auditor

Vote For 1

	TOTAL	VOTE %
TINA CANNON	55	63.22%
RICKY HATCH	32	36.78%
Total Votes Cast	87	100.00%

Republican for State Senate 22 (Multi-County)

Vote For 1

	TOTAL	VOTE %
EMILY LOCKHART	43	50.00%
HEIDI BALDERREE	29	33.72%
GARRETT CAMMANS	14	16.28%
Total Votes Cast	86	100.00%

LE410

STATISTICS

	TOTAL
Registered Voters - Total	361
Registered Voters - Republican	361
Registered Voters - Nonpartisan	0
Ballots Cast - Total	166
Ballots Cast - Republican	166
Ballots Cast - Nonpartisan	0
Ballots Cast - Blank	0
Voter Turnout - Total	45.98%
Voter Turnout - Republican	45.98%
Voter Turnout - Nonpartisan	0.00%

Republican for US Senate

Vote For 1

	TOTAL	VOTE %
TRENT STAGGS	74	45.12%
JOHN CURTIS	67	40.85%
BRAD WILSON	14	8.54%
JASON J. WALTON	9	5.49%
Total Votes Cast	164	100.00%

Republican for Governor

Vote For 1

	TOTAL	VOTE %
PHIL LYMAN NATALIE CLAWSON	84	50.60%
SPENCER J. COX DEIDRE M.	82	49.40%
Total Votes Cast	166	100.00%

LE410

Republican for Attorney General

Vote For 1

	TOTAL	VOTE %
DEREK BROWN	82	50.93%
FRANK DEMCY MYLAR	42	26.09%
RACHEL TERRY	37	22.98%
Total Votes Cast	161	100.00%

Republican for State Auditor

Vote For 1

	TOTAL	VOTE %
RICKY HATCH	83	52.53%
TINA CANNON	75	47.47%
Total Votes Cast	158	100.00%

Republican for State Senate 22 (Multi-County)

Vote For 1

	TOTAL	VOTE %
EMILY LOCKHART	80	49.38%
HEIDI BALDERREE	56	34.57%
GARRETT CAMMANS	26	16.05%
Total Votes Cast	162	100.00%

LE411

STATISTICS

	TOTAL
Registered Voters - Total	456
Registered Voters - Republican	456
Registered Voters - Nonpartisan	0
Ballots Cast - Total	152
Ballots Cast - Republican	152
Ballots Cast - Nonpartisan	0
Ballots Cast - Blank	0
Voter Turnout - Total	33.33%
Voter Turnout - Republican	33.33%
Voter Turnout - Nonpartisan	0.00%

Republican for US Senate

Vote For 1

	TOTAL	VOTE %
TRENT STAGGS	67	45.27%
JOHN CURTIS	53	35.81%
BRAD WILSON	17	11.49%
JASON J. WALTON	11	7.43%
Total Votes Cast	148	100.00%

Republican for Governor

Vote For 1

	TOTAL	VOTE %
PHIL LYMAN NATALIE CLAWSON	80	52.98%
SPENCER J. COX DEIDRE M.	71	47.02%
Total Votes Cast	151	100.00%

LE411

Republican for Attorney General

Vote For 1

	TOTAL	VOTE %
DEREK BROWN	75	51.02%
FRANK DEMCY MYLAR	38	25.85%
RACHEL TERRY	34	23.13%
Total Votes Cast	147	100.00%

Republican for State Auditor

Vote For 1

	TOTAL	VOTE %
TINA CANNON	77	53.47%
RICKY HATCH	67	46.53%
Total Votes Cast	144	100.00%

Republican for State Senate 22 (Multi-County)

Vote For 1

	TOTAL	VOTE %
HEIDI BALDERREE	69	47.26%
EMILY LOCKHART	50	34.25%
GARRETT CAMMANS	27	18.49%
Total Votes Cast	146	100.00%

LE412

STATISTICS

	TOTAL
Registered Voters - Total	619
Registered Voters - Republican	619
Registered Voters - Nonpartisan	0
Ballots Cast - Total	299
Ballots Cast - Republican	299
Ballots Cast - Nonpartisan	0
Ballots Cast - Blank	0
Voter Turnout - Total	48.30%
Voter Turnout - Republican	48.30%
Voter Turnout - Nonpartisan	0.00%

Republican for US Senate

Vote For 1

	TOTAL	VOTE %
JOHN CURTIS	126	42.71%
TRENT STAGGS	100	33.90%
BRAD WILSON	51	17.29%
JASON J. WALTON	18	6.10%
Total Votes Cast	295	100.00%

Republican for Governor

Vote For 1

	TOTAL	VOTE %
PHIL LYMAN NATALIE CLAWSON	159	53.72%
SPENCER J. COX DEIDRE M.	137	46.28%
Total Votes Cast	296	100.00%

LE412

Republican for Attorney General

Vote For 1

	TOTAL	VOTE %
DEREK BROWN	154	52.56%
FRANK DEMCY MYLAR	70	23.89%
RACHEL TERRY	69	23.55%
Total Votes Cast	293	100.00%

Republican for State Auditor

Vote For 1

	TOTAL	VOTE %
TINA CANNON	149	51.03%
RICKY HATCH	143	48.97%
Total Votes Cast	292	100.00%

Republican for State Senate 22 (Multi-County)

Vote For 1

	TOTAL	VOTE %
HEIDI BALDERREE	131	44.71%
EMILY LOCKHART	107	36.52%
GARRETT CAMMANS	55	18.77%
Total Votes Cast	293	100.00%

LE413

STATISTICS

	TOTAL
Registered Voters - Total	613
Registered Voters - Republican	613
Registered Voters - Nonpartisan	0
Ballots Cast - Total	248
Ballots Cast - Republican	248
Ballots Cast - Nonpartisan	0
Ballots Cast - Blank	0
Voter Turnout - Total	40.46%
Voter Turnout - Republican	40.46%
Voter Turnout - Nonpartisan	0.00%

Republican for US Senate

Vote For 1

	TOTAL	VOTE %
JOHN CURTIS	127	51.63%
TRENT STAGGS	81	32.93%
BRAD WILSON	22	8.94%
JASON J. WALTON	16	6.50%
Total Votes Cast	246	100.00%

Republican for Governor

Vote For 1

	TOTAL	VOTE %
PHIL LYMAN NATALIE CLAWSON	125	50.40%
SPENCER J. COX DEIDRE M.	123	49.60%
Total Votes Cast	248	100.00%

LE413

Republican for Attorney General

Vote For 1

	TOTAL	VOTE %
DEREK BROWN	94	40.00%
RACHEL TERRY	80	34.04%
FRANK DEMCY MYLAR	61	25.96%
Total Votes Cast	235	100.00%

Republican for State Auditor

Vote For 1

	TOTAL	VOTE %
TINA CANNON	148	64.63%
RICKY HATCH	81	35.37%
Total Votes Cast	229	100.00%

Republican for State Senate 22 (Multi-County)

Vote For 1

	TOTAL	VOTE %
HEIDI BALDERREE	119	50.21%
EMILY LOCKHART	83	35.02%
GARRETT CAMMANS	35	14.77%
Total Votes Cast	237	100.00%

LE414

STATISTICS

	TOTAL
Registered Voters - Total	380
Registered Voters - Republican	380
Registered Voters - Nonpartisan	0
Ballots Cast - Total	159
Ballots Cast - Republican	159
Ballots Cast - Nonpartisan	0
Ballots Cast - Blank	0
Voter Turnout - Total	41.84%
Voter Turnout - Republican	41.84%
Voter Turnout - Nonpartisan	0.00%

Republican for US Senate

Vote For 1

	TOTAL	VOTE %
JOHN CURTIS	80	50.63%
TRENT STAGGS	52	32.91%
BRAD WILSON	20	12.66%
JASON J. WALTON	6	3.80%
Total Votes Cast	158	100.00%

Republican for Governor

Vote For 1

	TOTAL	VOTE %
SPENCER J. COX DEIDRE M.	88	55.35%
PHIL LYMAN NATALIE CLAWSON	71	44.65%
Total Votes Cast	159	100.00%

LE414

Republican for Attorney General

Vote For 1

	TOTAL	VOTE %
DEREK BROWN	96	61.54%
FRANK DEMCY MYLAR	32	20.51%
RACHEL TERRY	28	17.95%
Total Votes Cast	156	100.00%

Republican for State Auditor

Vote For 1

	TOTAL	VOTE %
TINA CANNON	77	51.33%
RICKY HATCH	73	48.67%
Total Votes Cast	150	100.00%

Republican for State Senate 22 (Multi-County)

Vote For 1

	TOTAL	VOTE %
HEIDI BALDERREE	67	44.37%
EMILY LOCKHART	52	34.44%
GARRETT CAMMANS	32	21.19%
Total Votes Cast	151	100.00%

LE415

STATISTICS

	TOTAL
Registered Voters - Total	364
Registered Voters - Republican	364
Registered Voters - Nonpartisan	0
Ballots Cast - Total	157
Ballots Cast - Republican	157
Ballots Cast - Nonpartisan	0
Ballots Cast - Blank	0
Voter Turnout - Total	43.13%
Voter Turnout - Republican	43.13%
Voter Turnout - Nonpartisan	0.00%

Republican for US Senate

Vote For 1

	TOTAL	VOTE %
JOHN CURTIS	91	57.96%
TRENT STAGGS	47	29.94%
BRAD WILSON	10	6.37%
JASON J. WALTON	9	5.73%
Total Votes Cast	157	100.00%

Republican for Governor

Vote For 1

	TOTAL	VOTE %
SPENCER J. COX DEIDRE M.	84	53.50%
PHIL LYMAN NATALIE CLAWSON	73	46.50%
Total Votes Cast	157	100.00%

LE415

Republican for Attorney General

Vote For 1

	TOTAL	VOTE %
RACHEL TERRY	65	42.76%
DEREK BROWN	50	32.89%
FRANK DEMCY MYLAR	37	24.34%
Total Votes Cast	152	100.00%

Republican for State Auditor

Vote For 1

	TOTAL	VOTE %
TINA CANNON	88	59.86%
RICKY HATCH	59	40.14%
Total Votes Cast	147	100.00%

Republican for State Senate 22 (Multi-County)

Vote For 1

	TOTAL	VOTE %
HEIDI BALDERREE	60	39.22%
EMILY LOCKHART	58	37.91%
GARRETT CAMMANS	35	22.88%
Total Votes Cast	153	100.00%

LE416

STATISTICS

	TOTAL
Registered Voters - Total	698
Registered Voters - Republican	698
Registered Voters - Nonpartisan	0
Ballots Cast - Total	285
Ballots Cast - Republican	285
Ballots Cast - Nonpartisan	0
Ballots Cast - Blank	0
Voter Turnout - Total	40.83%
Voter Turnout - Republican	40.83%
Voter Turnout - Nonpartisan	0.00%

Republican for US Senate

Vote For 1

	TOTAL	VOTE %
TRENT STAGGS	121	43.06%
JOHN CURTIS	114	40.57%
BRAD WILSON	30	10.68%
JASON J. WALTON	16	5.69%
Total Votes Cast	281	100.00%

Republican for Governor

Vote For 1

	TOTAL	VOTE %
PHIL LYMAN NATALIE CLAWSON	163	57.39%
SPENCER J. COX DEIDRE M.	121	42.61%
Total Votes Cast	284	100.00%

LE416

Republican for Attorney General

Vote For 1

	TOTAL	VOTE %
DEREK BROWN	111	40.96%
RACHEL TERRY	88	32.47%
FRANK DEMCY MYLAR	72	26.57%
Total Votes Cast	271	100.00%

Republican for State Auditor

Vote For 1

	TOTAL	VOTE %
TINA CANNON	168	62.45%
RICKY HATCH	101	37.55%
Total Votes Cast	269	100.00%

Republican for State Senate 22 (Multi-County)

Vote For 1

	TOTAL	VOTE %
HEIDI BALDERREE	156	56.52%
EMILY LOCKHART	85	30.80%
GARRETT CAMMANS	35	12.68%
Total Votes Cast	276	100.00%

LE417

STATISTICS

	TOTAL
Registered Voters - Total	628
Registered Voters - Republican	628
Registered Voters - Nonpartisan	0
Ballots Cast - Total	234
Ballots Cast - Republican	234
Ballots Cast - Nonpartisan	0
Ballots Cast - Blank	0
Voter Turnout - Total	37.26%
Voter Turnout - Republican	37.26%
Voter Turnout - Nonpartisan	0.00%

Republican for US Senate

Vote For 1

	TOTAL	VOTE %
JOHN CURTIS	105	45.45%
TRENT STAGGS	76	32.90%
BRAD WILSON	28	12.12%
JASON J. WALTON	22	9.52%
Total Votes Cast	231	100.00%

Republican for Governor

Vote For 1

	TOTAL	VOTE %
PHIL LYMAN NATALIE CLAWSON	131	56.22%
SPENCER J. COX DEIDRE M.	102	43.78%
Total Votes Cast	233	100.00%

LE417

Republican for Attorney General

Vote For 1

	TOTAL	VOTE %
DEREK BROWN	86	39.09%
RACHEL TERRY	83	37.73%
FRANK DEMCY MYLAR	51	23.18%
Total Votes Cast	220	100.00%

Republican for State Auditor

Vote For 1

	TOTAL	VOTE %
TINA CANNON	116	53.21%
RICKY HATCH	102	46.79%
Total Votes Cast	218	100.00%

Republican for State Senate 22 (Multi-County)

Vote For 1

	TOTAL	VOTE %
HEIDI BALDERREE	97	42.92%
EMILY LOCKHART	78	34.51%
GARRETT CAMMANS	51	22.57%
Total Votes Cast	226	100.00%

LE418

STATISTICS

	TOTAL
Registered Voters - Total	625
Registered Voters - Republican	625
Registered Voters - Nonpartisan	0
Ballots Cast - Total	254
Ballots Cast - Republican	254
Ballots Cast - Nonpartisan	0
Ballots Cast - Blank	0
Voter Turnout - Total	40.64%
Voter Turnout - Republican	40.64%
Voter Turnout - Nonpartisan	0.00%

Republican for US Senate

Vote For 1

	TOTAL	VOTE %
JOHN CURTIS	127	50.00%
TRENT STAGGS	88	34.65%
BRAD WILSON	35	13.78%
JASON J. WALTON	4	1.57%
Total Votes Cast	254	100.00%

Republican for Governor

Vote For 1

	TOTAL	VOTE %
SPENCER J. COX DEIDRE M.	134	52.96%
PHIL LYMAN NATALIE CLAWSON	119	47.04%
Total Votes Cast	253	100.00%

LE418

Republican for Attorney General

Vote For 1

	TOTAL	VOTE %
DEREK BROWN	112	45.34%
RACHEL TERRY	75	30.36%
FRANK DEMCY MYLAR	60	24.29%
Total Votes Cast	247	100.00%

Republican for State Auditor

Vote For 1

	TOTAL	VOTE %
TINA CANNON	144	58.78%
RICKY HATCH	101	41.22%
Total Votes Cast	245	100.00%

Republican for State Senate 22 (Multi-County)

Vote For 1

	TOTAL	VOTE %
HEIDI BALDERREE	109	43.95%
EMILY LOCKHART	88	35.48%
GARRETT CAMMANS	51	20.56%
Total Votes Cast	248	100.00%

LE419

STATISTICS

	TOTAL
Registered Voters - Total	608
Registered Voters - Republican	608
Registered Voters - Nonpartisan	0
Ballots Cast - Total	245
Ballots Cast - Republican	245
Ballots Cast - Nonpartisan	0
Ballots Cast - Blank	0
Voter Turnout - Total	40.30%
Voter Turnout - Republican	40.30%
Voter Turnout - Nonpartisan	0.00%

Republican for US Senate

Vote For 1

	TOTAL	VOTE %
TRENT STAGGS	107	44.96%
JOHN CURTIS	88	36.97%
BRAD WILSON	22	9.24%
JASON J. WALTON	21	8.82%
Total Votes Cast	238	100.00%

Republican for Governor

Vote For 1

	TOTAL	VOTE %
PHIL LYMAN NATALIE CLAWSON	137	55.92%
SPENCER J. COX DEIDRE M.	108	44.08%
Total Votes Cast	245	100.00%

LE419

Republican for Attorney General

Vote For 1

	TOTAL	VOTE %
DEREK BROWN	94	39.33%
FRANK DEMCY MYLAR	88	36.82%
RACHEL TERRY	57	23.85%
Total Votes Cast	239	100.00%

Republican for State Auditor

Vote For 1

	TOTAL	VOTE %
TINA CANNON	130	56.77%
RICKY HATCH	99	43.23%
Total Votes Cast	229	100.00%

Republican for State Senate 22 (Multi-County)

Vote For 1

	TOTAL	VOTE %
HEIDI BALDERREE	99	41.08%
GARRETT CAMMANS	86	35.68%
EMILY LOCKHART	56	23.24%
Total Votes Cast	241	100.00%

LE420

STATISTICS

	TOTAL
Registered Voters - Total	914
Registered Voters - Republican	914
Registered Voters - Nonpartisan	0
Ballots Cast - Total	344
Ballots Cast - Republican	344
Ballots Cast - Nonpartisan	0
Ballots Cast - Blank	0
Voter Turnout - Total	37.64%
Voter Turnout - Republican	37.64%
Voter Turnout - Nonpartisan	0.00%

Republican for US Senate

Vote For 1

	TOTAL	VOTE %
JOHN CURTIS	152	44.44%
TRENT STAGGS	142	41.52%
BRAD WILSON	31	9.06%
JASON J. WALTON	17	4.97%
Total Votes Cast	342	100.00%

Republican for Governor

Vote For 1

	TOTAL	VOTE %
SPENCER J. COX DEIDRE M.	173	50.29%
PHIL LYMAN NATALIE CLAWSON	171	49.71%
Total Votes Cast	344	100.00%

LE420

Republican for Attorney General

Vote For 1

	TOTAL	VOTE %
DEREK BROWN	151	45.07%
RACHEL TERRY	93	27.76%
FRANK DEMCY MYLAR	91	27.16%
Total Votes Cast	335	100.00%

Republican for State Auditor

Vote For 1

	TOTAL	VOTE %
TINA CANNON	202	61.96%
RICKY HATCH	124	38.04%
Total Votes Cast	326	100.00%

Republican for State Senate 22 (Multi-County)

Vote For 1

	TOTAL	VOTE %
HEIDI BALDERREE	139	42.12%
EMILY LOCKHART	111	33.64%
GARRETT CAMMANS	80	24.24%
Total Votes Cast	330	100.00%

Republican for State School Board 10 (Multi-County)

Vote For 1

	TOTAL	VOTE %
MATT HYMAS	166	52.20%
MONICA BANGERTER WILBUR	152	47.80%
Total Votes Cast	318	100.00%

LE421

STATISTICS

	TOTAL
Registered Voters - Total	502
Registered Voters - Republican	502
Registered Voters - Nonpartisan	0
Ballots Cast - Total	204
Ballots Cast - Republican	204
Ballots Cast - Nonpartisan	0
Ballots Cast - Blank	0
Voter Turnout - Total	40.64%
Voter Turnout - Republican	40.64%
Voter Turnout - Nonpartisan	0.00%

Republican for US Senate

Vote For 1

	TOTAL	VOTE %
JOHN CURTIS	88	43.78%
TRENT STAGGS	76	37.81%
BRAD WILSON	30	14.93%
JASON J. WALTON	7	3.48%
Total Votes Cast	201	100.00%

Republican for Governor

Vote For 1

	TOTAL	VOTE %
SPENCER J. COX DEIDRE M.	110	54.19%
PHIL LYMAN NATALIE CLAWSON	93	45.81%
Total Votes Cast	203	100.00%

LE421

Republican for Attorney General

Vote For 1

	TOTAL	VOTE %
DEREK BROWN	86	43.88%
FRANK DEMCY MYLAR	68	34.69%
RACHEL TERRY	42	21.43%
Total Votes Cast	196	100.00%

Republican for State Auditor

Vote For 1

	TOTAL	VOTE %
TINA CANNON	135	69.59%
RICKY HATCH	59	30.41%
Total Votes Cast	194	100.00%

Republican for State Senate 22 (Multi-County)

Vote For 1

	TOTAL	VOTE %
HEIDI BALDERREE	87	43.07%
GARRETT CAMMANS	78	38.61%
EMILY LOCKHART	37	18.32%
Total Votes Cast	202	100.00%

LE422

STATISTICS

	TOTAL
Registered Voters - Total	733
Registered Voters - Republican	733
Registered Voters - Nonpartisan	0
Ballots Cast - Total	254
Ballots Cast - Republican	254
Ballots Cast - Nonpartisan	0
Ballots Cast - Blank	0
Voter Turnout - Total	34.65%
Voter Turnout - Republican	34.65%
Voter Turnout - Nonpartisan	0.00%

Republican for US Senate

Vote For 1

	TOTAL	VOTE %
JOHN CURTIS	116	46.77%
TRENT STAGGS	88	35.48%
JASON J. WALTON	22	8.87%
BRAD WILSON	22	8.87%
Total Votes Cast	248	100.00%

Republican for Governor

Vote For 1

	TOTAL	VOTE %
PHIL LYMAN NATALIE CLAWSON	132	52.17%
SPENCER J. COX DEIDRE M.	121	47.83%
Total Votes Cast	253	100.00%

LE422

Republican for Attorney General

Vote For 1

	TOTAL	VOTE %
DEREK BROWN	91	38.89%
FRANK DEMCY MYLAR	72	30.77%
RACHEL TERRY	71	30.34%
Total Votes Cast	234	100.00%

Republican for State Auditor

Vote For 1

	TOTAL	VOTE %
TINA CANNON	132	57.64%
RICKY HATCH	97	42.36%
Total Votes Cast	229	100.00%

Republican for State Senate 22 (Multi-County)

Vote For 1

	TOTAL	VOTE %
HEIDI BALDERREE	117	48.35%
EMILY LOCKHART	96	39.67%
GARRETT CAMMANS	29	11.98%
Total Votes Cast	242	100.00%

LE423

STATISTICS

	TOTAL
Registered Voters - Total	594
Registered Voters - Republican	594
Registered Voters - Nonpartisan	0
Ballots Cast - Total	245
Ballots Cast - Republican	245
Ballots Cast - Nonpartisan	0
Ballots Cast - Blank	0
Voter Turnout - Total	41.25%
Voter Turnout - Republican	41.25%
Voter Turnout - Nonpartisan	0.00%

Republican for US Senate

Vote For 1

	TOTAL	VOTE %
JOHN CURTIS	121	50.21%
TRENT STAGGS	80	33.20%
BRAD WILSON	34	14.11%
JASON J. WALTON	6	2.49%
Total Votes Cast	241	100.00%

Republican for Governor

Vote For 1

	TOTAL	VOTE %
SPENCER J. COX DEIDRE M.	143	58.37%
PHIL LYMAN NATALIE CLAWSON	102	41.63%
Total Votes Cast	245	100.00%

LE423

Republican for Attorney General

Vote For 1

	TOTAL	VOTE %
DEREK BROWN	123	52.56%
RACHEL TERRY	59	25.21%
FRANK DEMCY MYLAR	52	22.22%
Total Votes Cast	234	100.00%

Republican for State Auditor

Vote For 1

	TOTAL	VOTE %
TINA CANNON	148	63.52%
RICKY HATCH	85	36.48%
Total Votes Cast	233	100.00%

Republican for State Senate 22 (Multi-County)

Vote For 1

	TOTAL	VOTE %
HEIDI BALDERREE	119	50.64%
EMILY LOCKHART	83	35.32%
GARRETT CAMMANS	33	14.04%
Total Votes Cast	235	100.00%

LE424

STATISTICS

	TOTAL
Registered Voters - Total	585
Registered Voters - Republican	585
Registered Voters - Nonpartisan	0
Ballots Cast - Total	262
Ballots Cast - Republican	262
Ballots Cast - Nonpartisan	0
Ballots Cast - Blank	0
Voter Turnout - Total	44.79%
Voter Turnout - Republican	44.79%
Voter Turnout - Nonpartisan	0.00%

Republican for US Senate

Vote For 1

	TOTAL	VOTE %
JOHN CURTIS	121	46.90%
TRENT STAGGS	97	37.60%
JASON J. WALTON	22	8.53%
BRAD WILSON	18	6.98%
Total Votes Cast	258	100.00%

Republican for Governor

Vote For 1

	TOTAL	VOTE %
SPENCER J. COX DEIDRE M.	138	52.67%
PHIL LYMAN NATALIE CLAWSON	124	47.33%
Total Votes Cast	262	100.00%

LE424

Republican for Attorney General

Vote For 1

	TOTAL	VOTE %
DEREK BROWN	106	41.73%
RACHEL TERRY	76	29.92%
FRANK DEMCY MYLAR	72	28.35%
Total Votes Cast	254	100.00%

Republican for State Auditor

Vote For 1

	TOTAL	VOTE %
TINA CANNON	136	54.18%
RICKY HATCH	115	45.82%
Total Votes Cast	251	100.00%

Republican for State Senate 22 (Multi-County)

Vote For 1

	TOTAL	VOTE %
EMILY LOCKHART	93	36.61%
HEIDI BALDERREE	82	32.28%
GARRETT CAMMANS	79	31.10%
Total Votes Cast	254	100.00%

LE425

STATISTICS

	TOTAL
Registered Voters - Total	379
Registered Voters - Republican	379
Registered Voters - Nonpartisan	0
Ballots Cast - Total	72
Ballots Cast - Republican	72
Ballots Cast - Nonpartisan	0
Ballots Cast - Blank	0
Voter Turnout - Total	19.00%
Voter Turnout - Republican	19.00%
Voter Turnout - Nonpartisan	0.00%

Republican for US Senate

Vote For 1

	TOTAL	VOTE %
JOHN CURTIS	32	44.44%
TRENT STAGGS	31	43.06%
BRAD WILSON	6	8.33%
JASON J. WALTON	3	4.17%
Total Votes Cast	72	100.00%

Republican for Governor

Vote For 1

	TOTAL	VOTE %
PHIL LYMAN NATALIE CLAWSON	37	51.39%
SPENCER J. COX DEIDRE M.	35	48.61%
Total Votes Cast	72	100.00%

LE425

Republican for Attorney General

Vote For 1

	TOTAL	VOTE %
DEREK BROWN	35	49.30%
FRANK DEMCY MYLAR	21	29.58%
RACHEL TERRY	15	21.13%
Total Votes Cast	71	100.00%

Republican for State Auditor

Vote For 1

	TOTAL	VOTE %
TINA CANNON	36	50.00%
RICKY HATCH	36	50.00%
Total Votes Cast	72	100.00%

Republican for State Senate 22 (Multi-County)

Vote For 1

	TOTAL	VOTE %
HEIDI BALDERREE	32	44.44%
EMILY LOCKHART	23	31.94%
GARRETT CAMMANS	17	23.61%
Total Votes Cast	72	100.00%

LE426

STATISTICS

	TOTAL
Registered Voters - Total	398
Registered Voters - Republican	398
Registered Voters - Nonpartisan	0
Ballots Cast - Total	133
Ballots Cast - Republican	133
Ballots Cast - Nonpartisan	0
Ballots Cast - Blank	0
Voter Turnout - Total	33.42%
Voter Turnout - Republican	33.42%
Voter Turnout - Nonpartisan	0.00%

Republican for US Senate

Vote For 1

	TOTAL	VOTE %
JOHN CURTIS	65	50.00%
TRENT STAGGS	40	30.77%
BRAD WILSON	13	10.00%
JASON J. WALTON	12	9.23%
Total Votes Cast	130	100.00%

Republican for Governor

Vote For 1

	TOTAL	VOTE %
SPENCER J. COX DEIDRE M.	75	56.39%
PHIL LYMAN NATALIE CLAWSON	58	43.61%
Total Votes Cast	133	100.00%

LE426

Republican for Attorney General

Vote For 1

	TOTAL	VOTE %
DEREK BROWN	57	44.53%
RACHEL TERRY	41	32.03%
FRANK DEMCY MYLAR	30	23.44%
Total Votes Cast	128	100.00%

Republican for State Auditor

Vote For 1

	TOTAL	VOTE %
TINA CANNON	66	54.10%
RICKY HATCH	56	45.90%
Total Votes Cast	122	100.00%

Republican for State Senate 22 (Multi-County)

Vote For 1

	TOTAL	VOTE %
EMILY LOCKHART	57	45.24%
HEIDI BALDERREE	48	38.10%
GARRETT CAMMANS	21	16.67%
Total Votes Cast	126	100.00%

LE427

STATISTICS

	TOTAL
Registered Voters - Total	497
Registered Voters - Republican	497
Registered Voters - Nonpartisan	0
Ballots Cast - Total	135
Ballots Cast - Republican	135
Ballots Cast - Nonpartisan	0
Ballots Cast - Blank	0
Voter Turnout - Total	27.16%
Voter Turnout - Republican	27.16%
Voter Turnout - Nonpartisan	0.00%

Republican for US Senate

Vote For 1

	TOTAL	VOTE %
JOHN CURTIS	56	43.08%
TRENT STAGGS	52	40.00%
BRAD WILSON	14	10.77%
JASON J. WALTON	8	6.15%
Total Votes Cast	130	100.00%

Republican for Governor

Vote For 1

	TOTAL	VOTE %
SPENCER J. COX DEIDRE M.	72	53.73%
PHIL LYMAN NATALIE CLAWSON	62	46.27%
Total Votes Cast	134	100.00%

LE427

Republican for Attorney General

Vote For 1

	TOTAL	VOTE %
DEREK BROWN	52	40.31%
RACHEL TERRY	45	34.88%
FRANK DEMCY MYLAR	32	24.81%
Total Votes Cast	129	100.00%

Republican for State Auditor

Vote For 1

	TOTAL	VOTE %
RICKY HATCH	66	50.77%
TINA CANNON	64	49.23%
Total Votes Cast	130	100.00%

Republican for State Senate 22 (Multi-County)

Vote For 1

	TOTAL	VOTE %
EMILY LOCKHART	74	56.92%
HEIDI BALDERREE	36	27.69%
GARRETT CAMMANS	20	15.38%
Total Votes Cast	130	100.00%

LE428

STATISTICS

	TOTAL
Registered Voters - Total	534
Registered Voters - Republican	534
Registered Voters - Nonpartisan	0
Ballots Cast - Total	122
Ballots Cast - Republican	122
Ballots Cast - Nonpartisan	0
Ballots Cast - Blank	0
Voter Turnout - Total	22.85%
Voter Turnout - Republican	22.85%
Voter Turnout - Nonpartisan	0.00%

Republican for US Senate

Vote For 1

	TOTAL	VOTE %
JOHN CURTIS	54	45.00%
TRENT STAGGS	42	35.00%
JASON J. WALTON	15	12.50%
BRAD WILSON	9	7.50%
Total Votes Cast	120	100.00%

Republican for Governor

Vote For 1

	TOTAL	VOTE %
SPENCER J. COX DEIDRE M.	65	53.28%
PHIL LYMAN NATALIE CLAWSON	57	46.72%
Total Votes Cast	122	100.00%

LE428

Republican for Attorney General

Vote For 1

	TOTAL	VOTE %
RACHEL TERRY	49	41.53%
DEREK BROWN	47	39.83%
FRANK DEMCY MYLAR	22	18.64%
Total Votes Cast	118	100.00%

Republican for State Auditor

Vote For 1

	TOTAL	VOTE %
TINA CANNON	74	62.18%
RICKY HATCH	45	37.82%
Total Votes Cast	119	100.00%

Republican for State Senate 22 (Multi-County)

Vote For 1

	TOTAL	VOTE %
EMILY LOCKHART	46	40.00%
GARRETT CAMMANS	43	37.39%
HEIDI BALDERREE	26	22.61%
Total Votes Cast	115	100.00%

LE429

STATISTICS

	TOTAL
Registered Voters - Total	54
Registered Voters - Republican	54
Registered Voters - Nonpartisan	0
Ballots Cast - Total	14
Ballots Cast - Republican	14
Ballots Cast - Nonpartisan	0
Ballots Cast - Blank	0
Voter Turnout - Total	25.93%
Voter Turnout - Republican	25.93%
Voter Turnout - Nonpartisan	0.00%

Republican for US Senate

Vote For 1

	TOTAL	VOTE %
JOHN CURTIS	9	64.29%
TRENT STAGGS	5	35.71%
JASON J. WALTON	0	0.00%
BRAD WILSON	0	0.00%
Total Votes Cast	14	100.00%

Republican for Governor

Vote For 1

	TOTAL	VOTE %
SPENCER J. COX DEIDRE M.	10	71.43%
PHIL LYMAN NATALIE CLAWSON	4	28.57%
Total Votes Cast	14	100.00%

LE429

Republican for Attorney General

Vote For 1

	TOTAL	VOTE %
DEREK BROWN	8	61.54%
RACHEL TERRY	3	23.08%
FRANK DEMCY MYLAR	2	15.38%
Total Votes Cast	13	100.00%

Republican for State Auditor

Vote For 1

	TOTAL	VOTE %
RICKY HATCH	7	58.33%
TINA CANNON	5	41.67%
Total Votes Cast	12	100.00%

Republican for State Senate 22 (Multi-County)

Vote For 1

	TOTAL	VOTE %
EMILY LOCKHART	7	50.00%
HEIDI BALDERREE	6	42.86%
GARRETT CAMMANS	1	7.14%
Total Votes Cast	14	100.00%

Republican for State School Board 10 (Multi-County)

Vote For 1

	TOTAL	VOTE %
MONICA BANGERTER WILBUR	6	54.55%
MATT HYMAS	5	45.45%
Total Votes Cast	11	100.00%

LI301

STATISTICS

	TOTAL
Registered Voters - Total	553
Registered Voters - Republican	553
Registered Voters - Nonpartisan	0
Ballots Cast - Total	222
Ballots Cast - Republican	222
Ballots Cast - Nonpartisan	0
Ballots Cast - Blank	0
Voter Turnout - Total	40.14%
Voter Turnout - Republican	40.14%
Voter Turnout - Nonpartisan	0.00%

Republican for US Senate

Vote For 1

	TOTAL	VOTE %
JOHN CURTIS	130	59.09%
TRENT STAGGS	60	27.27%
BRAD WILSON	17	7.73%
JASON J. WALTON	13	5.91%
Total Votes Cast	220	100.00%

Republican for US House 3

Vote For 1

	TOTAL	VOTE %
MIKE KENNEDY	90	41.67%
CASE LAWRENCE	55	25.46%
STEWART PEAY	35	16.20%
JOHN "FRUGAL" DOUGALL	25	11.57%
JR BIRD	11	5.09%
Total Votes Cast	216	100.00%

LI301

Republican for Governor

Vote For 1

	TOTAL	VOTE %
SPENCER J. COX DEIDRE M.	138	62.16%
PHIL LYMAN NATALIE CLAWSON	84	37.84%
Total Votes Cast	222	100.00%

Republican for Attorney General

Vote For 1

	TOTAL	VOTE %
DEREK BROWN	109	50.93%
RACHEL TERRY	54	25.23%
FRANK DEMCY MYLAR	51	23.83%
Total Votes Cast	214	100.00%

Republican for State Auditor

Vote For 1

	TOTAL	VOTE %
TINA CANNON	120	58.25%
RICKY HATCH	86	41.75%
Total Votes Cast	206	100.00%

LI302

STATISTICS

	TOTAL
Registered Voters - Total	676
Registered Voters - Republican	676
Registered Voters - Nonpartisan	0
Ballots Cast - Total	353
Ballots Cast - Republican	353
Ballots Cast - Nonpartisan	0
Ballots Cast - Blank	0
Voter Turnout - Total	52.22%
Voter Turnout - Republican	52.22%
Voter Turnout - Nonpartisan	0.00%

Republican for US Senate

Vote For 1

	TOTAL	VOTE %
JOHN CURTIS	165	47.41%
TRENT STAGGS	132	37.93%
BRAD WILSON	35	10.06%
JASON J. WALTON	16	4.60%
Total Votes Cast	348	100.00%

Republican for US House 3

Vote For 1

	TOTAL	VOTE %
MIKE KENNEDY	191	54.73%
CASE LAWRENCE	73	20.92%
STEWART PEAY	36	10.32%
JOHN "FRUGAL" DOUGALL	30	8.60%
JR BIRD	19	5.44%
Total Votes Cast	349	100.00%

LI302

Republican for Governor

Vote For 1

	TOTAL	VOTE %
PHIL LYMAN NATALIE CLAWSON	205	58.40%
SPENCER J. COX DEIDRE M.	146	41.60%
Total Votes Cast	351	100.00%

Republican for Attorney General

Vote For 1

	TOTAL	VOTE %
DEREK BROWN	132	38.71%
FRANK DEMCY MYLAR	119	34.90%
RACHEL TERRY	90	26.39%
Total Votes Cast	341	100.00%

Republican for State Auditor

Vote For 1

	TOTAL	VOTE %
TINA CANNON	209	63.53%
RICKY HATCH	120	36.47%
Total Votes Cast	329	100.00%

LI304

STATISTICS

	TOTAL
Registered Voters - Total	497
Registered Voters - Republican	497
Registered Voters - Nonpartisan	0
Ballots Cast - Total	226
Ballots Cast - Republican	226
Ballots Cast - Nonpartisan	0
Ballots Cast - Blank	0
Voter Turnout - Total	45.47%
Voter Turnout - Republican	45.47%
Voter Turnout - Nonpartisan	0.00%

Republican for US Senate

Vote For 1

	TOTAL	VOTE %
JOHN CURTIS	126	56.00%
TRENT STAGGS	63	28.00%
BRAD WILSON	29	12.89%
JASON J. WALTON	7	3.11%
Total Votes Cast	225	100.00%

Republican for US House 3

Vote For 1

	TOTAL	VOTE %
MIKE KENNEDY	105	47.09%
STEWART PEAY	48	21.52%
CASE LAWRENCE	47	21.08%
JOHN "FRUGAL" DOUGALL	16	7.17%
JR BIRD	7	3.14%
Total Votes Cast	223	100.00%

LI304

Republican for Governor

Vote For 1

	TOTAL	VOTE %
SPENCER J. COX DEIDRE M.	112	50.91%
PHIL LYMAN NATALIE CLAWSON	108	49.09%
Total Votes Cast	220	100.00%

Republican for Attorney General

Vote For 1

	TOTAL	VOTE %
DEREK BROWN	107	48.42%
FRANK DEMCY MYLAR	59	26.70%
RACHEL TERRY	55	24.89%
Total Votes Cast	221	100.00%

Republican for State Auditor

Vote For 1

	TOTAL	VOTE %
RICKY HATCH	110	50.69%
TINA CANNON	107	49.31%
Total Votes Cast	217	100.00%

LI305

STATISTICS

	TOTAL
Registered Voters - Total	919
Registered Voters - Republican	633
Registered Voters - Nonpartisan	286
Ballots Cast - Total	401
Ballots Cast - Republican	358
Ballots Cast - Nonpartisan	43
Ballots Cast - Blank	1
Voter Turnout - Total	43.63%
Voter Turnout - Republican	56.56%
Voter Turnout - Nonpartisan	15.04%

Republican for US Senate

Vote For 1

	TOTAL	VOTE %
JOHN CURTIS	171	48.17%
TRENT STAGGS	140	39.44%
BRAD WILSON	35	9.86%
JASON J. WALTON	9	2.54%
Total Votes Cast	355	100.00%

Republican for US House 3

Vote For 1

	TOTAL	VOTE %
MIKE KENNEDY	199	57.85%
CASE LAWRENCE	81	23.55%
STEWART PEAY	32	9.30%
JOHN "FRUGAL" DOUGALL	17	4.94%
JR BIRD	15	4.36%
Total Votes Cast	344	100.00%

LI305

Republican for Governor

Vote For 1

	TOTAL	VOTE %
PHIL LYMAN NATALIE CLAWSON	206	57.70%
SPENCER J. COX DEIDRE M.	151	42.30%
Total Votes Cast	357	100.00%

Republican for Attorney General

Vote For 1

	TOTAL	VOTE %
DEREK BROWN	137	40.18%
FRANK DEMCY MYLAR	131	38.42%
RACHEL TERRY	73	21.41%
Total Votes Cast	341	100.00%

Republican for State Auditor

Vote For 1

	TOTAL	VOTE %
TINA CANNON	216	66.67%
RICKY HATCH	108	33.33%
Total Votes Cast	324	100.00%

Republican for State House 58

Vote For 1

	TOTAL	VOTE %
HOLLY SWEETEN	204	58.79%
DAVID SHALLENBERGER	143	41.21%
Total Votes Cast	347	100.00%

LI305

School Board Alpine 5

Vote For 1

	TOTAL	VOTE %
MARK CLEMENT	181	52.62%
JOHN T. GADD	115	33.43%
TRACY MCMILLAN	48	13.95%
Total Votes Cast	344	100.00%

LI306

STATISTICS

	TOTAL
Registered Voters - Total	953
Registered Voters - Republican	697
Registered Voters - Nonpartisan	256
Ballots Cast - Total	457
Ballots Cast - Republican	410
Ballots Cast - Nonpartisan	47
Ballots Cast - Blank	0
Voter Turnout - Total	47.95%
Voter Turnout - Republican	58.82%
Voter Turnout - Nonpartisan	18.36%

Republican for US Senate

Vote For 1

	TOTAL	VOTE %
JOHN CURTIS	208	51.11%
TRENT STAGGS	153	37.59%
BRAD WILSON	30	7.37%
JASON J. WALTON	16	3.93%
Total Votes Cast	407	100.00%

Republican for US House 3

Vote For 1

	TOTAL	VOTE %
MIKE KENNEDY	190	47.98%
CASE LAWRENCE	85	21.46%
STEWART PEAY	54	13.64%
JR BIRD	34	8.59%
JOHN "FRUGAL" DOUGALL	33	8.33%
Total Votes Cast	396	100.00%

LI306

Republican for Governor

Vote For 1

	TOTAL	VOTE %
PHIL LYMAN NATALIE CLAWSON	210	51.98%
SPENCER J. COX DEIDRE M.	194	48.02%
Total Votes Cast	404	100.00%

Republican for Attorney General

Vote For 1

	TOTAL	VOTE %
DEREK BROWN	177	45.62%
FRANK DEMCY MYLAR	117	30.15%
RACHEL TERRY	94	24.23%
Total Votes Cast	388	100.00%

Republican for State Auditor

Vote For 1

	TOTAL	VOTE %
TINA CANNON	220	60.11%
RICKY HATCH	146	39.89%
Total Votes Cast	366	100.00%

Republican for State House 58

Vote For 1

	TOTAL	VOTE %
HOLLY SWEETEN	244	61.93%
DAVID SHALLENBERGER	150	38.07%
Total Votes Cast	394	100.00%

LI306

School Board Alpine 5

Vote For 1

	TOTAL	VOTE %
MARK CLEMENT	182	44.39%
JOHN T. GADD	132	32.20%
TRACY MCMILLAN	96	23.41%
Total Votes Cast	410	100.00%

LI307

STATISTICS

	TOTAL
Registered Voters - Total	668
Registered Voters - Republican	468
Registered Voters - Nonpartisan	200
Ballots Cast - Total	321
Ballots Cast - Republican	293
Ballots Cast - Nonpartisan	28
Ballots Cast - Blank	0
Voter Turnout - Total	48.05%
Voter Turnout - Republican	62.61%
Voter Turnout - Nonpartisan	14.00%

Republican for US Senate

Vote For 1

	TOTAL	VOTE %
JOHN CURTIS	167	57.39%
TRENT STAGGS	88	30.24%
BRAD WILSON	24	8.25%
JASON J. WALTON	12	4.12%
Total Votes Cast	291	100.00%

Republican for US House 3

Vote For 1

	TOTAL	VOTE %
MIKE KENNEDY	143	50.00%
CASE LAWRENCE	62	21.68%
STEWART PEAY	44	15.38%
JOHN "FRUGAL" DOUGALL	24	8.39%
JR BIRD	13	4.55%
Total Votes Cast	286	100.00%

LI307

Republican for Governor

Vote For 1

	TOTAL	VOTE %
SPENCER J. COX DEIDRE M.	161	55.14%
PHIL LYMAN NATALIE CLAWSON	131	44.86%
Total Votes Cast	292	100.00%

Republican for Attorney General

Vote For 1

	TOTAL	VOTE %
DEREK BROWN	114	41.16%
RACHEL TERRY	91	32.85%
FRANK DEMCY MYLAR	72	25.99%
Total Votes Cast	277	100.00%

Republican for State Auditor

Vote For 1

	TOTAL	VOTE %
TINA CANNON	146	53.68%
RICKY HATCH	126	46.32%
Total Votes Cast	272	100.00%

Republican for State House 58

Vote For 1

	TOTAL	VOTE %
DAVID SHALLENBERGER	146	51.96%
HOLLY SWEETEN	135	48.04%
Total Votes Cast	281	100.00%

LI307

School Board Alpine 5

Vote For 1

	TOTAL	VOTE %
MARK CLEMENT	171	60.64%
JOHN T. GADD	70	24.82%
TRACY MCMILLAN	41	14.54%
Total Votes Cast	282	100.00%

LI308

STATISTICS

	TOTAL
Registered Voters - Total	1,160
Registered Voters - Republican	813
Registered Voters - Nonpartisan	347
Ballots Cast - Total	532
Ballots Cast - Republican	469
Ballots Cast - Nonpartisan	63
Ballots Cast - Blank	0
Voter Turnout - Total	45.86%
Voter Turnout - Republican	57.69%
Voter Turnout - Nonpartisan	18.16%

Republican for US Senate

Vote For 1

	TOTAL	VOTE %
JOHN CURTIS	255	54.49%
TRENT STAGGS	160	34.19%
BRAD WILSON	38	8.12%
JASON J. WALTON	15	3.21%
Total Votes Cast	468	100.00%

Republican for US House 3

Vote For 1

	TOTAL	VOTE %
MIKE KENNEDY	246	53.48%
CASE LAWRENCE	94	20.43%
STEWART PEAY	56	12.17%
JOHN "FRUGAL" DOUGALL	34	7.39%
JR BIRD	30	6.52%
Total Votes Cast	460	100.00%

LI308

Republican for Governor

Vote For 1

	TOTAL	VOTE %
SPENCER J. COX DEIDRE M.	259	55.22%
PHIL LYMAN NATALIE CLAWSON	210	44.78%
Total Votes Cast	469	100.00%

Republican for Attorney General

Vote For 1

	TOTAL	VOTE %
DEREK BROWN	188	41.59%
FRANK DEMCY MYLAR	165	36.50%
RACHEL TERRY	99	21.90%
Total Votes Cast	452	100.00%

Republican for State Auditor

Vote For 1

	TOTAL	VOTE %
TINA CANNON	283	63.17%
RICKY HATCH	165	36.83%
Total Votes Cast	448	100.00%

Republican for State House 58

Vote For 1

	TOTAL	VOTE %
HOLLY SWEETEN	239	52.18%
DAVID SHALLENBERGER	219	47.82%
Total Votes Cast	458	100.00%

LI308

School Board Alpine 5

Vote For 1

	TOTAL	VOTE %
MARK CLEMENT	291	60.00%
JOHN T. GADD	117	24.12%
TRACY MCMILLAN	77	15.88%
Total Votes Cast	485	100.00%

LI309

STATISTICS

	TOTAL
Registered Voters - Total	608
Registered Voters - Republican	408
Registered Voters - Nonpartisan	200
Ballots Cast - Total	236
Ballots Cast - Republican	208
Ballots Cast - Nonpartisan	28
Ballots Cast - Blank	0
Voter Turnout - Total	38.82%
Voter Turnout - Republican	50.98%
Voter Turnout - Nonpartisan	14.00%

Republican for US Senate

Vote For 1

	TOTAL	VOTE %
JOHN CURTIS	128	63.68%
TRENT STAGGS	48	23.88%
BRAD WILSON	17	8.46%
JASON J. WALTON	8	3.98%
Total Votes Cast	201	100.00%

Republican for US House 3

Vote For 1

	TOTAL	VOTE %
MIKE KENNEDY	105	52.24%
CASE LAWRENCE	32	15.92%
STEWART PEAY	31	15.42%
JOHN "FRUGAL" DOUGALL	24	11.94%
JR BIRD	9	4.48%
Total Votes Cast	201	100.00%

LI309

Republican for Governor

Vote For 1

	TOTAL	VOTE %
SPENCER J. COX DEIDRE M.	114	54.81%
PHIL LYMAN NATALIE CLAWSON	94	45.19%
Total Votes Cast	208	100.00%

Republican for Attorney General

Vote For 1

	TOTAL	VOTE %
DEREK BROWN	82	41.62%
RACHEL TERRY	67	34.01%
FRANK DEMCY MYLAR	48	24.37%
Total Votes Cast	197	100.00%

Republican for State Auditor

Vote For 1

	TOTAL	VOTE %
TINA CANNON	106	59.22%
RICKY HATCH	73	40.78%
Total Votes Cast	179	100.00%

Republican for State House 58

Vote For 1

	TOTAL	VOTE %
DAVID SHALLENBERGER	104	53.33%
HOLLY SWEETEN	91	46.67%
Total Votes Cast	195	100.00%

LI309

School Board Alpine 5

Vote For 1

	TOTAL	VOTE %
MARK CLEMENT	112	54.90%
JOHN T. GADD	57	27.94%
TRACY MCMILLAN	35	17.16%
Total Votes Cast	204	100.00%

LI310

STATISTICS

	TOTAL
Registered Voters - Total	466
Registered Voters - Republican	331
Registered Voters - Nonpartisan	135
Ballots Cast - Total	168
Ballots Cast - Republican	153
Ballots Cast - Nonpartisan	15
Ballots Cast - Blank	0
Voter Turnout - Total	36.05%
Voter Turnout - Republican	46.22%
Voter Turnout - Nonpartisan	11.11%

Republican for US Senate

Vote For 1

	TOTAL	VOTE %
JOHN CURTIS	72	47.37%
TRENT STAGGS	59	38.82%
BRAD WILSON	11	7.24%
JASON J. WALTON	10	6.58%
Total Votes Cast	152	100.00%

Republican for US House 3

Vote For 1

	TOTAL	VOTE %
MIKE KENNEDY	83	55.70%
CASE LAWRENCE	37	24.83%
STEWART PEAY	18	12.08%
JR BIRD	6	4.03%
JOHN "FRUGAL" DOUGALL	5	3.36%
Total Votes Cast	149	100.00%

LI310

Republican for Governor

Vote For 1

	TOTAL	VOTE %
PHIL LYMAN NATALIE CLAWSON	77	50.66%
SPENCER J. COX DEIDRE M.	75	49.34%
Total Votes Cast	152	100.00%

Republican for Attorney General

Vote For 1

	TOTAL	VOTE %
DEREK BROWN	68	48.23%
FRANK DEMCY MYLAR	41	29.08%
RACHEL TERRY	32	22.70%
Total Votes Cast	141	100.00%

Republican for State Auditor

Vote For 1

	TOTAL	VOTE %
TINA CANNON	84	63.64%
RICKY HATCH	48	36.36%
Total Votes Cast	132	100.00%

Republican for State House 58

Vote For 1

	TOTAL	VOTE %
DAVID SHALLENBERGER	72	50.35%
HOLLY SWEETEN	71	49.65%
Total Votes Cast	143	100.00%

LI310
School Board Alpine 5

Vote For 1

	TOTAL	VOTE %
MARK CLEMENT	77	61.11%
JOHN T. GADD	31	24.60%
TRACY MCMILLAN	18	14.29%
Total Votes Cast	126	100.00%

MA401

STATISTICS

	TOTAL
Registered Voters - Total	732
Registered Voters - Republican	732
Registered Voters - Nonpartisan	0
Ballots Cast - Total	347
Ballots Cast - Republican	347
Ballots Cast - Nonpartisan	0
Ballots Cast - Blank	1
Voter Turnout - Total	47.40%
Voter Turnout - Republican	47.40%
Voter Turnout - Nonpartisan	0.00%

Republican for US Senate

Vote For 1

	TOTAL	VOTE %
JOHN CURTIS	195	57.02%
TRENT STAGGS	88	25.73%
BRAD WILSON	39	11.40%
JASON J. WALTON	20	5.85%
Total Votes Cast	342	100.00%

Republican for Governor

Vote For 1

	TOTAL	VOTE %
SPENCER J. COX DEIDRE M.	189	54.78%
PHIL LYMAN NATALIE CLAWSON	156	45.22%
Total Votes Cast	345	100.00%

MA401

Republican for Attorney General

Vote For 1

	TOTAL	VOTE %
DEREK BROWN	177	53.47%
RACHEL TERRY	93	28.10%
FRANK DEMCY MYLAR	61	18.43%
Total Votes Cast	331	100.00%

Republican for State Auditor

Vote For 1

	TOTAL	VOTE %
TINA CANNON	188	58.93%
RICKY HATCH	131	41.07%
Total Votes Cast	319	100.00%

Republican for State School Board 13

Vote For 1

	TOTAL	VOTE %
RANDY BOOTHE	174	52.25%
CARI BARTHOLOMEW	159	47.75%
Total Votes Cast	333	100.00%

MA402

STATISTICS

	TOTAL
Registered Voters - Total	583
Registered Voters - Republican	583
Registered Voters - Nonpartisan	0
Ballots Cast - Total	323
Ballots Cast - Republican	323
Ballots Cast - Nonpartisan	0
Ballots Cast - Blank	0
Voter Turnout - Total	55.40%
Voter Turnout - Republican	55.40%
Voter Turnout - Nonpartisan	0.00%

Republican for US Senate

Vote For 1

	TOTAL	VOTE %
JOHN CURTIS	156	49.06%
TRENT STAGGS	106	33.33%
BRAD WILSON	36	11.32%
JASON J. WALTON	20	6.29%
Total Votes Cast	318	100.00%

Republican for Governor

Vote For 1

	TOTAL	VOTE %
PHIL LYMAN NATALIE CLAWSON	175	54.52%
SPENCER J. COX DEIDRE M.	146	45.48%
Total Votes Cast	321	100.00%

MA402

Republican for Attorney General

Vote For 1

	TOTAL	VOTE %
DEREK BROWN	145	46.77%
FRANK DEMCY MYLAR	84	27.10%
RACHEL TERRY	81	26.13%
Total Votes Cast	310	100.00%

Republican for State Auditor

Vote For 1

	TOTAL	VOTE %
RICKY HATCH	152	50.33%
TINA CANNON	150	49.67%
Total Votes Cast	302	100.00%

Republican for State School Board 13

Vote For 1

	TOTAL	VOTE %
RANDY BOOTHE	168	54.55%
CARI BARTHOLOMEW	140	45.45%
Total Votes Cast	308	100.00%

MA403

STATISTICS

	TOTAL
Registered Voters - Total	576
Registered Voters - Republican	576
Registered Voters - Nonpartisan	0
Ballots Cast - Total	302
Ballots Cast - Republican	302
Ballots Cast - Nonpartisan	0
Ballots Cast - Blank	0
Voter Turnout - Total	52.43%
Voter Turnout - Republican	52.43%
Voter Turnout - Nonpartisan	0.00%

Republican for US Senate

Vote For 1

	TOTAL	VOTE %
JOHN CURTIS	181	60.33%
TRENT STAGGS	78	26.00%
BRAD WILSON	23	7.67%
JASON J. WALTON	18	6.00%
Total Votes Cast	300	100.00%

Republican for Governor

Vote For 1

	TOTAL	VOTE %
SPENCER J. COX DEIDRE M.	169	55.96%
PHIL LYMAN NATALIE CLAWSON	133	44.04%
Total Votes Cast	302	100.00%

MA403

Republican for Attorney General

Vote For 1

	TOTAL	VOTE %
DEREK BROWN	148	51.21%
RACHEL TERRY	71	24.57%
FRANK DEMCY MYLAR	70	24.22%
Total Votes Cast	289	100.00%

Republican for State Auditor

Vote For 1

	TOTAL	VOTE %
TINA CANNON	159	56.18%
RICKY HATCH	124	43.82%
Total Votes Cast	283	100.00%

Republican for State School Board 13

Vote For 1

	TOTAL	VOTE %
RANDY BOOTHE	157	53.40%
CARI BARTHOLOMEW	137	46.60%
Total Votes Cast	294	100.00%

MA404

STATISTICS

	TOTAL
Registered Voters - Total	855
Registered Voters - Republican	855
Registered Voters - Nonpartisan	0
Ballots Cast - Total	383
Ballots Cast - Republican	383
Ballots Cast - Nonpartisan	0
Ballots Cast - Blank	0
Voter Turnout - Total	44.80%
Voter Turnout - Republican	44.80%
Voter Turnout - Nonpartisan	0.00%

Republican for US Senate

Vote For 1

	TOTAL	VOTE %
JOHN CURTIS	211	55.38%
TRENT STAGGS	120	31.50%
BRAD WILSON	34	8.92%
JASON J. WALTON	16	4.20%
Total Votes Cast	381	100.00%

Republican for Governor

Vote For 1

	TOTAL	VOTE %
SPENCER J. COX DEIDRE M.	223	58.22%
PHIL LYMAN NATALIE CLAWSON	160	41.78%
Total Votes Cast	383	100.00%

MA404

Republican for Attorney General

Vote For 1

	TOTAL	VOTE %
DEREK BROWN	180	50.56%
RACHEL TERRY	111	31.18%
FRANK DEMCY MYLAR	65	18.26%
Total Votes Cast	356	100.00%

Republican for State Auditor

Vote For 1

	TOTAL	VOTE %
TINA CANNON	198	56.41%
RICKY HATCH	153	43.59%
Total Votes Cast	351	100.00%

Republican for State School Board 13

Vote For 1

	TOTAL	VOTE %
RANDY BOOTHE	191	51.90%
CARI BARTHOLOMEW	177	48.10%
Total Votes Cast	368	100.00%

MA405

STATISTICS

	TOTAL
Registered Voters - Total	692
Registered Voters - Republican	692
Registered Voters - Nonpartisan	0
Ballots Cast - Total	290
Ballots Cast - Republican	290
Ballots Cast - Nonpartisan	0
Ballots Cast - Blank	0
Voter Turnout - Total	41.91%
Voter Turnout - Republican	41.91%
Voter Turnout - Nonpartisan	0.00%

Republican for US Senate

Vote For 1

	TOTAL	VOTE %
JOHN CURTIS	175	60.55%
TRENT STAGGS	73	25.26%
BRAD WILSON	30	10.38%
JASON J. WALTON	11	3.81%
Total Votes Cast	289	100.00%

Republican for Governor

Vote For 1

	TOTAL	VOTE %
SPENCER J. COX DEIDRE M.	172	59.31%
PHIL LYMAN NATALIE CLAWSON	118	40.69%
Total Votes Cast	290	100.00%

MA405

Republican for Attorney General

Vote For 1

	TOTAL	VOTE %
DEREK BROWN	148	53.43%
RACHEL TERRY	70	25.27%
FRANK DEMCY MYLAR	59	21.30%
Total Votes Cast	277	100.00%

Republican for State Auditor

Vote For 1

	TOTAL	VOTE %
TINA CANNON	147	53.07%
RICKY HATCH	130	46.93%
Total Votes Cast	277	100.00%

Republican for State School Board 13

Vote For 1

	TOTAL	VOTE %
RANDY BOOTHE	173	63.84%
CARI BARTHOLOMEW	98	36.16%
Total Votes Cast	271	100.00%

MA406

STATISTICS

	TOTAL
Registered Voters - Total	636
Registered Voters - Republican	636
Registered Voters - Nonpartisan	0
Ballots Cast - Total	310
Ballots Cast - Republican	310
Ballots Cast - Nonpartisan	0
Ballots Cast - Blank	1
Voter Turnout - Total	48.74%
Voter Turnout - Republican	48.74%
Voter Turnout - Nonpartisan	0.00%

Republican for US Senate

Vote For 1

	TOTAL	VOTE %
JOHN CURTIS	174	57.24%
TRENT STAGGS	76	25.00%
BRAD WILSON	39	12.83%
JASON J. WALTON	15	4.93%
Total Votes Cast	304	100.00%

Republican for Governor

Vote For 1

	TOTAL	VOTE %
SPENCER J. COX DEIDRE M.	183	59.80%
PHIL LYMAN NATALIE CLAWSON	123	40.20%
Total Votes Cast	306	100.00%

MA406

Republican for Attorney General

Vote For 1

	TOTAL	VOTE %
DEREK BROWN	138	47.26%
RACHEL TERRY	87	29.79%
FRANK DEMCY MYLAR	67	22.95%
Total Votes Cast	292	100.00%

Republican for State Auditor

Vote For 1

	TOTAL	VOTE %
RICKY HATCH	143	50.89%
TINA CANNON	138	49.11%
Total Votes Cast	281	100.00%

Republican for State School Board 13

Vote For 1

	TOTAL	VOTE %
RANDY BOOTHE	166	57.84%
CARI BARTHOLOMEW	121	42.16%
Total Votes Cast	287	100.00%

MA407

STATISTICS

	TOTAL
Registered Voters - Total	319
Registered Voters - Republican	319
Registered Voters - Nonpartisan	0
Ballots Cast - Total	128
Ballots Cast - Republican	128
Ballots Cast - Nonpartisan	0
Ballots Cast - Blank	0
Voter Turnout - Total	40.13%
Voter Turnout - Republican	40.13%
Voter Turnout - Nonpartisan	0.00%

Republican for US Senate

Vote For 1

	TOTAL	VOTE %
JOHN CURTIS	52	40.62%
TRENT STAGGS	48	37.50%
BRAD WILSON	15	11.72%
JASON J. WALTON	13	10.16%
Total Votes Cast	128	100.00%

Republican for Governor

Vote For 1

	TOTAL	VOTE %
SPENCER J. COX DEIDRE M.	71	55.47%
PHIL LYMAN NATALIE CLAWSON	57	44.53%
Total Votes Cast	128	100.00%

MA407

Republican for Attorney General

Vote For 1

	TOTAL	VOTE %
DEREK BROWN	59	47.58%
FRANK DEMCY MYLAR	34	27.42%
RACHEL TERRY	31	25.00%
Total Votes Cast	124	100.00%

Republican for State Auditor

Vote For 1

	TOTAL	VOTE %
RICKY HATCH	63	51.64%
TINA CANNON	59	48.36%
Total Votes Cast	122	100.00%

Republican for State School Board 13

Vote For 1

	TOTAL	VOTE %
CARI BARTHOLOMEW	79	63.20%
RANDY BOOTHE	46	36.80%
Total Votes Cast	125	100.00%

MA408

STATISTICS

	TOTAL
Registered Voters - Total	834
Registered Voters - Republican	834
Registered Voters - Nonpartisan	0
Ballots Cast - Total	391
Ballots Cast - Republican	391
Ballots Cast - Nonpartisan	0
Ballots Cast - Blank	0
Voter Turnout - Total	46.88%
Voter Turnout - Republican	46.88%
Voter Turnout - Nonpartisan	0.00%

Republican for US Senate

Vote For 1

	TOTAL	VOTE %
JOHN CURTIS	183	47.66%
TRENT STAGGS	122	31.77%
BRAD WILSON	47	12.24%
JASON J. WALTON	32	8.33%
Total Votes Cast	384	100.00%

Republican for Governor

Vote For 1

	TOTAL	VOTE %
PHIL LYMAN NATALIE CLAWSON	237	60.77%
SPENCER J. COX DEIDRE M.	153	39.23%
Total Votes Cast	390	100.00%

MA408

Republican for Attorney General

Vote For 1

	TOTAL	VOTE %
DEREK BROWN	177	48.23%
FRANK DEMCY MYLAR	99	26.98%
RACHEL TERRY	91	24.80%
Total Votes Cast	367	100.00%

Republican for State Auditor

Vote For 1

	TOTAL	VOTE %
TINA CANNON	203	57.51%
RICKY HATCH	150	42.49%
Total Votes Cast	353	100.00%

Republican for State School Board 13

Vote For 1

	TOTAL	VOTE %
CARI BARTHOLOMEW	212	56.68%
RANDY BOOTHE	162	43.32%
Total Votes Cast	374	100.00%

MA409

STATISTICS

	TOTAL
Registered Voters - Total	396
Registered Voters - Republican	396
Registered Voters - Nonpartisan	0
Ballots Cast - Total	210
Ballots Cast - Republican	210
Ballots Cast - Nonpartisan	0
Ballots Cast - Blank	0
Voter Turnout - Total	53.03%
Voter Turnout - Republican	53.03%
Voter Turnout - Nonpartisan	0.00%

Republican for US Senate

Vote For 1

	TOTAL	VOTE %
JOHN CURTIS	99	47.60%
TRENT STAGGS	67	32.21%
BRAD WILSON	25	12.02%
JASON J. WALTON	17	8.17%
Total Votes Cast	208	100.00%

Republican for Governor

Vote For 1

	TOTAL	VOTE %
SPENCER J. COX DEIDRE M.	106	50.96%
PHIL LYMAN NATALIE CLAWSON	102	49.04%
Total Votes Cast	208	100.00%

MA409

Republican for Attorney General

Vote For 1

	TOTAL	VOTE %
DEREK BROWN	104	52.00%
RACHEL TERRY	51	25.50%
FRANK DEMCY MYLAR	45	22.50%
Total Votes Cast	200	100.00%

Republican for State Auditor

Vote For 1

	TOTAL	VOTE %
TINA CANNON	98	50.78%
RICKY HATCH	95	49.22%
Total Votes Cast	193	100.00%

Republican for State School Board 13

Vote For 1

	TOTAL	VOTE %
RANDY BOOTHE	104	52.26%
CARI BARTHOLOMEW	95	47.74%
Total Votes Cast	199	100.00%

MA410

STATISTICS

	TOTAL
Registered Voters - Total	571
Registered Voters - Republican	571
Registered Voters - Nonpartisan	0
Ballots Cast - Total	244
Ballots Cast - Republican	244
Ballots Cast - Nonpartisan	0
Ballots Cast - Blank	0
Voter Turnout - Total	42.73%
Voter Turnout - Republican	42.73%
Voter Turnout - Nonpartisan	0.00%

Republican for US Senate

Vote For 1

	TOTAL	VOTE %
TRENT STAGGS	112	45.90%
JOHN CURTIS	86	35.25%
BRAD WILSON	25	10.25%
JASON J. WALTON	21	8.61%
Total Votes Cast	244	100.00%

Republican for Governor

Vote For 1

	TOTAL	VOTE %
PHIL LYMAN NATALIE CLAWSON	156	63.93%
SPENCER J. COX DEIDRE M.	88	36.07%
Total Votes Cast	244	100.00%

MA410

Republican for Attorney General

Vote For 1

	TOTAL	VOTE %
DEREK BROWN	106	45.89%
FRANK DEMCY MYLAR	77	33.33%
RACHEL TERRY	48	20.78%
Total Votes Cast	231	100.00%

Republican for State Auditor

Vote For 1

	TOTAL	VOTE %
TINA CANNON	123	53.48%
RICKY HATCH	107	46.52%
Total Votes Cast	230	100.00%

Republican for State School Board 13

Vote For 1

	TOTAL	VOTE %
CARI BARTHOLOMEW	138	57.98%
RANDY BOOTHE	100	42.02%
Total Votes Cast	238	100.00%

NAF401

STATISTICS

	TOTAL
Registered Voters - Total	0
Registered Voters - Republican	0
Registered Voters - Nonpartisan	0
Ballots Cast - Total	0
Ballots Cast - Republican	0
Ballots Cast - Nonpartisan	0
Ballots Cast - Blank	0
Voter Turnout - Total	0.00%
Voter Turnout - Republican	0.00%
Voter Turnout - Nonpartisan	0.00%

Republican for US Senate

Vote For 1

	TOTAL	VOTE %
JOHN CURTIS	0	
JASON J. WALTON	0	
BRAD WILSON	0	
TRENT STAGGS	0	
Total Votes Cast	0	

Republican for Governor

Vote For 1

	TOTAL	VOTE %
SPENCER J. COX DEIDRE M.	0	
PHIL LYMAN NATALIE CLAWSON	0	
Total Votes Cast	0	

NAF401

Republican for Attorney General

Vote For 1

	TOTAL	VOTE %
DEREK BROWN	0	
FRANK DEMCY MYLAR	0	
RACHEL TERRY	0	
Total Votes Cast	0	

Republican for State Auditor

Vote For 1

	TOTAL	VOTE %
TINA CANNON	0	
RICKY HATCH	0	
Total Votes Cast	0	

Republican for State House 61

Vote For 1

	TOTAL	VOTE %
LISA SHEPHERD	0	
TRAVIS HOBAN	0	
Total Votes Cast	0	

NAL306

STATISTICS

	TOTAL
Registered Voters - Total	0
Registered Voters - Republican	0
Registered Voters - Nonpartisan	0
Ballots Cast - Total	0
Ballots Cast - Republican	0
Ballots Cast - Nonpartisan	0
Ballots Cast - Blank	0
Voter Turnout - Total	0.00%
Voter Turnout - Republican	0.00%
Voter Turnout - Nonpartisan	0.00%

Republican for US Senate

Vote For 1

	TOTAL	VOTE %
JOHN CURTIS	0	
JASON J. WALTON	0	
BRAD WILSON	0	
TRENT STAGGS	0	
Total Votes Cast	0	

Republican for US House 3

Vote For 1

	TOTAL	VOTE %
JR BIRD	0	
MIKE KENNEDY	0	
CASE LAWRENCE	0	
STEWART PEAY	0	
JOHN "FRUGAL" DOUGALL	0	
Total Votes Cast	0	

NAL306

Republican for Governor

Vote For 1

	TOTAL	VOTE %
SPENCER J. COX DEIDRE M.	0	
PHIL LYMAN NATALIE CLAWSON	0	
Total Votes Cast	0	

Republican for Attorney General

Vote For 1

	TOTAL	VOTE %
DEREK BROWN	0	
FRANK DEMCY MYLAR	0	
RACHEL TERRY	0	
Total Votes Cast	0	

Republican for State Auditor

Vote For 1

	TOTAL	VOTE %
TINA CANNON	0	
RICKY HATCH	0	
Total Votes Cast	0	

NBL401

STATISTICS

	TOTAL
Registered Voters - Total	0
Registered Voters - Republican	0
Registered Voters - Nonpartisan	0
Ballots Cast - Total	0
Ballots Cast - Republican	0
Ballots Cast - Nonpartisan	0
Ballots Cast - Blank	0
Voter Turnout - Total	0.00%
Voter Turnout - Republican	0.00%
Voter Turnout - Nonpartisan	0.00%

Republican for US Senate

Vote For 1

	TOTAL	VOTE %
JOHN CURTIS	0	
JASON J. WALTON	0	
BRAD WILSON	0	
TRENT STAGGS	0	
Total Votes Cast	0	

Republican for Governor

Vote For 1

	TOTAL	VOTE %
SPENCER J. COX DEIDRE M.	0	
PHIL LYMAN NATALIE CLAWSON	0	
Total Votes Cast	0	

NBL401

Republican for Attorney General

Vote For 1

	TOTAL	VOTE %
DEREK BROWN	0	
FRANK DEMCY MYLAR	0	
RACHEL TERRY	0	
Total Votes Cast	0	

Republican for State Auditor

Vote For 1

	TOTAL	VOTE %
TINA CANNON	0	
RICKY HATCH	0	
Total Votes Cast	0	

NCH308

STATISTICS

	TOTAL
Registered Voters - Total	0
Registered Voters - Republican	0
Registered Voters - Nonpartisan	0
Ballots Cast - Total	0
Ballots Cast - Republican	0
Ballots Cast - Nonpartisan	0
Ballots Cast - Blank	0
Voter Turnout - Total	0.00%
Voter Turnout - Republican	0.00%
Voter Turnout - Nonpartisan	0.00%

Republican for US Senate

Vote For 1

	TOTAL	VOTE %
JOHN CURTIS	0	
JASON J. WALTON	0	
BRAD WILSON	0	
TRENT STAGGS	0	
Total Votes Cast	0	

Republican for US House 3

Vote For 1

	TOTAL	VOTE %
JR BIRD	0	
MIKE KENNEDY	0	
CASE LAWRENCE	0	
STEWART PEAY	0	
JOHN "FRUGAL" DOUGALL	0	
Total Votes Cast	0	

NCH308

Republican for Governor

Vote For 1

	TOTAL	VOTE %
SPENCER J. COX DEIDRE M.	0	
PHIL LYMAN NATALIE CLAWSON	0	
Total Votes Cast	0	

Republican for Attorney General

Vote For 1

	TOTAL	VOTE %
DEREK BROWN	0	
FRANK DEMCY MYLAR	0	
RACHEL TERRY	0	
Total Votes Cast	0	

Republican for State Auditor

Vote For 1

	TOTAL	VOTE %
TINA CANNON	0	
RICKY HATCH	0	
Total Votes Cast	0	

School Board Alpine 5

Vote For 1

	TOTAL	VOTE %
MARK CLEMENT	0	
TRACY MCMILLAN	0	
JOHN T. GADD	0	
Total Votes Cast	0	

NDR302

STATISTICS

	TOTAL
Registered Voters - Total	0
Registered Voters - Republican	0
Registered Voters - Nonpartisan	0
Ballots Cast - Total	0
Ballots Cast - Republican	0
Ballots Cast - Nonpartisan	0
Ballots Cast - Blank	0
Voter Turnout - Total	0.00%
Voter Turnout - Republican	0.00%
Voter Turnout - Nonpartisan	0.00%

Republican for US Senate

Vote For 1

	TOTAL	VOTE %
JOHN CURTIS	0	
JASON J. WALTON	0	
BRAD WILSON	0	
TRENT STAGGS	0	
Total Votes Cast	0	

Republican for US House 3

Vote For 1

	TOTAL	VOTE %
JR BIRD	0	
MIKE KENNEDY	0	
CASE LAWRENCE	0	
STEWART PEAY	0	
JOHN "FRUGAL" DOUGALL	0	
Total Votes Cast	0	

NDR302

Republican for Governor

Vote For 1

	TOTAL	VOTE %
SPENCER J. COX DEIDRE M.	0	
PHIL LYMAN NATALIE CLAWSON	0	
Total Votes Cast	0	

Republican for Attorney General

Vote For 1

	TOTAL	VOTE %
DEREK BROWN	0	
FRANK DEMCY MYLAR	0	
RACHEL TERRY	0	
Total Votes Cast	0	

Republican for State Auditor

Vote For 1

	TOTAL	VOTE %
TINA CANNON	0	
RICKY HATCH	0	
Total Votes Cast	0	

Republican for State Senate 22 (Multi-County)

Vote For 1

	TOTAL	VOTE %
HEIDI BALDERREE	0	
GARRETT CAMMANS	0	
EMILY LOCKHART	0	
Total Votes Cast	0	

NLE301

STATISTICS

	TOTAL
Registered Voters - Total	0
Registered Voters - Republican	0
Registered Voters - Nonpartisan	0
Ballots Cast - Total	0
Ballots Cast - Republican	0
Ballots Cast - Nonpartisan	0
Ballots Cast - Blank	0
Voter Turnout - Total	0.00%
Voter Turnout - Republican	0.00%
Voter Turnout - Nonpartisan	0.00%

Republican for US Senate

Vote For 1

	TOTAL	VOTE %
JOHN CURTIS	0	
JASON J. WALTON	0	
BRAD WILSON	0	
TRENT STAGGS	0	
Total Votes Cast	0	

Republican for US House 3

Vote For 1

	TOTAL	VOTE %
JR BIRD	0	
MIKE KENNEDY	0	
CASE LAWRENCE	0	
STEWART PEAY	0	
JOHN "FRUGAL" DOUGALL	0	
Total Votes Cast	0	

NLE301

Republican for Governor

Vote For 1

	TOTAL	VOTE %
SPENCER J. COX DEIDRE M.	0	
PHIL LYMAN NATALIE CLAWSON	0	
Total Votes Cast	0	

Republican for Attorney General

Vote For 1

	TOTAL	VOTE %
DEREK BROWN	0	
FRANK DEMCY MYLAR	0	
RACHEL TERRY	0	
Total Votes Cast	0	

Republican for State Auditor

Vote For 1

	TOTAL	VOTE %
TINA CANNON	0	
RICKY HATCH	0	
Total Votes Cast	0	

Republican for State Senate 22 (Multi-County)

Vote For 1

	TOTAL	VOTE %
HEIDI BALDERREE	0	
GARRETT CAMMANS	0	
EMILY LOCKHART	0	
Total Votes Cast	0	

NLE305

STATISTICS

	TOTAL
Registered Voters - Total	0
Registered Voters - Republican	0
Registered Voters - Nonpartisan	0
Ballots Cast - Total	0
Ballots Cast - Republican	0
Ballots Cast - Nonpartisan	0
Ballots Cast - Blank	0
Voter Turnout - Total	0.00%
Voter Turnout - Republican	0.00%
Voter Turnout - Nonpartisan	0.00%

Republican for US Senate

Vote For 1

	TOTAL	VOTE %
JOHN CURTIS	0	
JASON J. WALTON	0	
BRAD WILSON	0	
TRENT STAGGS	0	
Total Votes Cast	0	

Republican for US House 3

Vote For 1

	TOTAL	VOTE %
JR BIRD	0	
MIKE KENNEDY	0	
CASE LAWRENCE	0	
STEWART PEAY	0	
JOHN "FRUGAL" DOUGALL	0	
Total Votes Cast	0	

NLE305

Republican for Governor

Vote For 1

	TOTAL	VOTE %
SPENCER J. COX DEIDRE M.	0	
PHIL LYMAN NATALIE CLAWSON	0	
Total Votes Cast	0	

Republican for Attorney General

Vote For 1

	TOTAL	VOTE %
DEREK BROWN	0	
FRANK DEMCY MYLAR	0	
RACHEL TERRY	0	
Total Votes Cast	0	

Republican for State Auditor

Vote For 1

	TOTAL	VOTE %
TINA CANNON	0	
RICKY HATCH	0	
Total Votes Cast	0	

Republican for State Senate 22 (Multi-County)

Vote For 1

	TOTAL	VOTE %
HEIDI BALDERREE	0	
GARRETT CAMMANS	0	
EMILY LOCKHART	0	
Total Votes Cast	0	

NLE307

STATISTICS

	TOTAL
Registered Voters - Total	0
Registered Voters - Republican	0
Registered Voters - Nonpartisan	0
Ballots Cast - Total	0
Ballots Cast - Republican	0
Ballots Cast - Nonpartisan	0
Ballots Cast - Blank	0
Voter Turnout - Total	0.00%
Voter Turnout - Republican	0.00%
Voter Turnout - Nonpartisan	0.00%

Republican for US Senate

Vote For 1

	TOTAL	VOTE %
JOHN CURTIS	0	
JASON J. WALTON	0	
BRAD WILSON	0	
TRENT STAGGS	0	
Total Votes Cast	0	

Republican for US House 3

Vote For 1

	TOTAL	VOTE %
JR BIRD	0	
MIKE KENNEDY	0	
CASE LAWRENCE	0	
STEWART PEAY	0	
JOHN "FRUGAL" DOUGALL	0	
Total Votes Cast	0	

NLE307

Republican for Governor

Vote For 1

	TOTAL	VOTE %
SPENCER J. COX DEIDRE M.	0	
PHIL LYMAN NATALIE CLAWSON	0	
Total Votes Cast	0	

Republican for Attorney General

Vote For 1

	TOTAL	VOTE %
DEREK BROWN	0	
FRANK DEMCY MYLAR	0	
RACHEL TERRY	0	
Total Votes Cast	0	

Republican for State Auditor

Vote For 1

	TOTAL	VOTE %
TINA CANNON	0	
RICKY HATCH	0	
Total Votes Cast	0	

NLE309

STATISTICS

	TOTAL
Registered Voters - Total	0
Registered Voters - Republican	0
Registered Voters - Nonpartisan	0
Ballots Cast - Total	0
Ballots Cast - Republican	0
Ballots Cast - Nonpartisan	0
Ballots Cast - Blank	0
Voter Turnout - Total	0.00%
Voter Turnout - Republican	0.00%
Voter Turnout - Nonpartisan	0.00%

Republican for US Senate

Vote For 1

	TOTAL	VOTE %
JOHN CURTIS	0	
JASON J. WALTON	0	
BRAD WILSON	0	
TRENT STAGGS	0	
Total Votes Cast	0	

Republican for US House 3

Vote For 1

	TOTAL	VOTE %
JR BIRD	0	
MIKE KENNEDY	0	
CASE LAWRENCE	0	
STEWART PEAY	0	
JOHN "FRUGAL" DOUGALL	0	
Total Votes Cast	0	

NLE309

Republican for Governor

Vote For 1

	TOTAL	VOTE %
SPENCER J. COX DEIDRE M.	0	
PHIL LYMAN NATALIE CLAWSON	0	
Total Votes Cast	0	

Republican for Attorney General

Vote For 1

	TOTAL	VOTE %
DEREK BROWN	0	
FRANK DEMCY MYLAR	0	
RACHEL TERRY	0	
Total Votes Cast	0	

Republican for State Auditor

Vote For 1

	TOTAL	VOTE %
TINA CANNON	0	
RICKY HATCH	0	
Total Votes Cast	0	

NLE401

STATISTICS

	TOTAL
Registered Voters - Total	0
Registered Voters - Republican	0
Registered Voters - Nonpartisan	0
Ballots Cast - Total	0
Ballots Cast - Republican	0
Ballots Cast - Nonpartisan	0
Ballots Cast - Blank	0
Voter Turnout - Total	0.00%
Voter Turnout - Republican	0.00%
Voter Turnout - Nonpartisan	0.00%

Republican for US Senate

Vote For 1

	TOTAL	VOTE %
JOHN CURTIS	0	
JASON J. WALTON	0	
BRAD WILSON	0	
TRENT STAGGS	0	
Total Votes Cast	0	

Republican for Governor

Vote For 1

	TOTAL	VOTE %
SPENCER J. COX DEIDRE M.	0	
PHIL LYMAN NATALIE CLAWSON	0	
Total Votes Cast	0	

NLE401

Republican for Attorney General

Vote For 1

	TOTAL	VOTE %
DEREK BROWN	0	
FRANK DEMCY MYLAR	0	
RACHEL TERRY	0	
Total Votes Cast	0	

Republican for State Auditor

Vote For 1

	TOTAL	VOTE %
TINA CANNON	0	
RICKY HATCH	0	
Total Votes Cast	0	

NLE402

STATISTICS

	TOTAL
Registered Voters - Total	0
Registered Voters - Republican	0
Registered Voters - Nonpartisan	0
Ballots Cast - Total	0
Ballots Cast - Republican	0
Ballots Cast - Nonpartisan	0
Ballots Cast - Blank	0
Voter Turnout - Total	0.00%
Voter Turnout - Republican	0.00%
Voter Turnout - Nonpartisan	0.00%

Republican for US Senate

Vote For 1

	TOTAL	VOTE %
JOHN CURTIS	0	
JASON J. WALTON	0	
BRAD WILSON	0	
TRENT STAGGS	0	
Total Votes Cast	0	

Republican for Governor

Vote For 1

	TOTAL	VOTE %
SPENCER J. COX DEIDRE M.	0	
PHIL LYMAN NATALIE CLAWSON	0	
Total Votes Cast	0	

NLE402

Republican for Attorney General

Vote For 1

	TOTAL	VOTE %
DEREK BROWN	0	
FRANK DEMCY MYLAR	0	
RACHEL TERRY	0	
Total Votes Cast	0	

Republican for State Auditor

Vote For 1

	TOTAL	VOTE %
TINA CANNON	0	
RICKY HATCH	0	
Total Votes Cast	0	

Republican for State Senate 22 (Multi-County)

Vote For 1

	TOTAL	VOTE %
HEIDI BALDERREE	0	
GARRETT CAMMANS	0	
EMILY LOCKHART	0	
Total Votes Cast	0	

NLE407

STATISTICS

	TOTAL
Registered Voters - Total	0
Registered Voters - Republican	0
Registered Voters - Nonpartisan	0
Ballots Cast - Total	0
Ballots Cast - Republican	0
Ballots Cast - Nonpartisan	0
Ballots Cast - Blank	0
Voter Turnout - Total	0.00%
Voter Turnout - Republican	0.00%
Voter Turnout - Nonpartisan	0.00%

Republican for US Senate

Vote For 1

	TOTAL	VOTE %
JOHN CURTIS	0	
JASON J. WALTON	0	
BRAD WILSON	0	
TRENT STAGGS	0	
Total Votes Cast	0	

Republican for Governor

Vote For 1

	TOTAL	VOTE %
SPENCER J. COX DEIDRE M.	0	
PHIL LYMAN NATALIE CLAWSON	0	
Total Votes Cast	0	

NLE407

Republican for Attorney General

Vote For 1

	TOTAL	VOTE %
DEREK BROWN	0	
FRANK DEMCY MYLAR	0	
RACHEL TERRY	0	
Total Votes Cast	0	

Republican for State Auditor

Vote For 1

	TOTAL	VOTE %
TINA CANNON	0	
RICKY HATCH	0	
Total Votes Cast	0	

Republican for State Senate 22 (Multi-County)

Vote For 1

	TOTAL	VOTE %
HEIDI BALDERREE	0	
GARRETT CAMMANS	0	
EMILY LOCKHART	0	
Total Votes Cast	0	

NLE409

STATISTICS

	TOTAL
Registered Voters - Total	0
Registered Voters - Republican	0
Registered Voters - Nonpartisan	0
Ballots Cast - Total	0
Ballots Cast - Republican	0
Ballots Cast - Nonpartisan	0
Ballots Cast - Blank	0
Voter Turnout - Total	0.00%
Voter Turnout - Republican	0.00%
Voter Turnout - Nonpartisan	0.00%

Republican for US Senate

Vote For 1

	TOTAL	VOTE %
JOHN CURTIS	0	
JASON J. WALTON	0	
BRAD WILSON	0	
TRENT STAGGS	0	
Total Votes Cast	0	

Republican for Governor

Vote For 1

	TOTAL	VOTE %
SPENCER J. COX DEIDRE M.	0	
PHIL LYMAN NATALIE CLAWSON	0	
Total Votes Cast	0	

NLE409

Republican for Attorney General

Vote For 1

	TOTAL	VOTE %
DEREK BROWN	0	
FRANK DEMCY MYLAR	0	
RACHEL TERRY	0	
Total Votes Cast	0	

Republican for State Auditor

Vote For 1

	TOTAL	VOTE %
TINA CANNON	0	
RICKY HATCH	0	
Total Votes Cast	0	

Republican for State School Board 10 (Multi-County)

Vote For 1

	TOTAL	VOTE %
MONICA BANGERTER WILBUR	0	
MATT HYMAS	0	
Total Votes Cast	0	

NPA401

STATISTICS

	TOTAL
Registered Voters - Total	0
Registered Voters - Republican	0
Registered Voters - Nonpartisan	0
Ballots Cast - Total	0
Ballots Cast - Republican	0
Ballots Cast - Nonpartisan	0
Ballots Cast - Blank	0
Voter Turnout - Total	0.00%
Voter Turnout - Republican	0.00%
Voter Turnout - Nonpartisan	0.00%

Republican for US Senate

Vote For 1

	TOTAL	VOTE %
JOHN CURTIS	0	
JASON J. WALTON	0	
BRAD WILSON	0	
TRENT STAGGS	0	
Total Votes Cast	0	

Republican for Governor

Vote For 1

	TOTAL	VOTE %
SPENCER J. COX DEIDRE M.	0	
PHIL LYMAN NATALIE CLAWSON	0	
Total Votes Cast	0	

NPA401

Republican for Attorney General

Vote For 1

	TOTAL	VOTE %
DEREK BROWN	0	
FRANK DEMCY MYLAR	0	
RACHEL TERRY	0	
Total Votes Cast	0	

Republican for State Auditor

Vote For 1

	TOTAL	VOTE %
TINA CANNON	0	
RICKY HATCH	0	
Total Votes Cast	0	

Republican for State School Board 13

Vote For 1

	TOTAL	VOTE %
CARI BARTHOLOMEW	0	
RANDY BOOTHE	0	
Total Votes Cast	0	

NPR308

STATISTICS

	TOTAL
Registered Voters - Total	0
Registered Voters - Republican	0
Registered Voters - Nonpartisan	0
Ballots Cast - Total	0
Ballots Cast - Republican	0
Ballots Cast - Nonpartisan	0
Ballots Cast - Blank	0
Voter Turnout - Total	0.00%
Voter Turnout - Republican	0.00%
Voter Turnout - Nonpartisan	0.00%

Republican for US Senate

Vote For 1

	TOTAL	VOTE %
JOHN CURTIS	0	
JASON J. WALTON	0	
BRAD WILSON	0	
TRENT STAGGS	0	
Total Votes Cast	0	

Republican for US House 3

Vote For 1

	TOTAL	VOTE %
JR BIRD	0	
MIKE KENNEDY	0	
CASE LAWRENCE	0	
STEWART PEAY	0	
JOHN "FRUGAL" DOUGALL	0	
Total Votes Cast	0	

NPR308

Republican for Governor

Vote For 1

	TOTAL	VOTE %
SPENCER J. COX DEIDRE M.	0	
PHIL LYMAN NATALIE CLAWSON	0	
Total Votes Cast	0	

Republican for Attorney General

Vote For 1

	TOTAL	VOTE %
DEREK BROWN	0	
FRANK DEMCY MYLAR	0	
RACHEL TERRY	0	
Total Votes Cast	0	

Republican for State Auditor

Vote For 1

	TOTAL	VOTE %
TINA CANNON	0	
RICKY HATCH	0	
Total Votes Cast	0	

Republican for State House 58

Vote For 1

	TOTAL	VOTE %
HOLLY SWEETEN	0	
DAVID SHALLENBERGER	0	
Total Votes Cast	0	

NPR308

Republican for State School Board 13

Vote For 1

	TOTAL	VOTE %
CARI BARTHOLOMEW	0	
RANDY BOOTHE	0	
Total Votes Cast	0	

NPR321

STATISTICS

	TOTAL
Registered Voters - Total	0
Registered Voters - Republican	0
Registered Voters - Nonpartisan	0
Ballots Cast - Total	0
Ballots Cast - Republican	0
Ballots Cast - Nonpartisan	0
Ballots Cast - Blank	0
Voter Turnout - Total	0.00%
Voter Turnout - Republican	0.00%
Voter Turnout - Nonpartisan	0.00%

Republican for US Senate

Vote For 1

	TOTAL	VOTE %
JOHN CURTIS	0	
JASON J. WALTON	0	
BRAD WILSON	0	
TRENT STAGGS	0	
Total Votes Cast	0	

Republican for US House 3

Vote For 1

	TOTAL	VOTE %
JR BIRD	0	
MIKE KENNEDY	0	
CASE LAWRENCE	0	
STEWART PEAY	0	
JOHN "FRUGAL" DOUGALL	0	
Total Votes Cast	0	

NPR321

Republican for Governor

Vote For 1

	TOTAL	VOTE %
SPENCER J. COX DEIDRE M.	0	
PHIL LYMAN NATALIE CLAWSON	0	
Total Votes Cast	0	

Republican for Attorney General

Vote For 1

	TOTAL	VOTE %
DEREK BROWN	0	
FRANK DEMCY MYLAR	0	
RACHEL TERRY	0	
Total Votes Cast	0	

Republican for State Auditor

Vote For 1

	TOTAL	VOTE %
TINA CANNON	0	
RICKY HATCH	0	
Total Votes Cast	0	

Republican for State School Board 13

Vote For 1

	TOTAL	VOTE %
CARI BARTHOLOMEW	0	
RANDY BOOTHE	0	
Total Votes Cast	0	

NPR364

STATISTICS

	TOTAL
Registered Voters - Total	0
Registered Voters - Republican	0
Registered Voters - Nonpartisan	0
Ballots Cast - Total	0
Ballots Cast - Republican	0
Ballots Cast - Nonpartisan	0
Ballots Cast - Blank	0
Voter Turnout - Total	0.00%
Voter Turnout - Republican	0.00%
Voter Turnout - Nonpartisan	0.00%

Republican for US Senate

Vote For 1

	TOTAL	VOTE %
JOHN CURTIS	0	
JASON J. WALTON	0	
BRAD WILSON	0	
TRENT STAGGS	0	
Total Votes Cast	0	

Republican for US House 3

Vote For 1

	TOTAL	VOTE %
JR BIRD	0	
MIKE KENNEDY	0	
CASE LAWRENCE	0	
STEWART PEAY	0	
JOHN "FRUGAL" DOUGALL	0	
Total Votes Cast	0	

NPR364

Republican for Governor

Vote For 1

	TOTAL	VOTE %
SPENCER J. COX DEIDRE M.	0	
PHIL LYMAN NATALIE CLAWSON	0	
Total Votes Cast	0	

Republican for Attorney General

Vote For 1

	TOTAL	VOTE %
DEREK BROWN	0	
FRANK DEMCY MYLAR	0	
RACHEL TERRY	0	
Total Votes Cast	0	

Republican for State Auditor

Vote For 1

	TOTAL	VOTE %
TINA CANNON	0	
RICKY HATCH	0	
Total Votes Cast	0	

Republican for State School Board 13

Vote For 1

	TOTAL	VOTE %
CARI BARTHOLOMEW	0	
RANDY BOOTHE	0	
Total Votes Cast	0	

NSA403

STATISTICS

	TOTAL
Registered Voters - Total	0
Registered Voters - Republican	0
Registered Voters - Nonpartisan	0
Ballots Cast - Total	0
Ballots Cast - Republican	0
Ballots Cast - Nonpartisan	0
Ballots Cast - Blank	0
Voter Turnout - Total	0.00%
Voter Turnout - Republican	0.00%
Voter Turnout - Nonpartisan	0.00%

Republican for US Senate

Vote For 1

	TOTAL	VOTE %
JOHN CURTIS	0	
JASON J. WALTON	0	
BRAD WILSON	0	
TRENT STAGGS	0	
Total Votes Cast	0	

Republican for Governor

Vote For 1

	TOTAL	VOTE %
SPENCER J. COX DEIDRE M.	0	
PHIL LYMAN NATALIE CLAWSON	0	
Total Votes Cast	0	

NSA403

Republican for Attorney General

Vote For 1

	TOTAL	VOTE %
DEREK BROWN	0	
FRANK DEMCY MYLAR	0	
RACHEL TERRY	0	
Total Votes Cast	0	

Republican for State Auditor

Vote For 1

	TOTAL	VOTE %
TINA CANNON	0	
RICKY HATCH	0	
Total Votes Cast	0	

NSF401

STATISTICS

	TOTAL
Registered Voters - Total	0
Registered Voters - Republican	0
Registered Voters - Nonpartisan	0
Ballots Cast - Total	0
Ballots Cast - Republican	0
Ballots Cast - Nonpartisan	0
Ballots Cast - Blank	0
Voter Turnout - Total	0.00%
Voter Turnout - Republican	0.00%
Voter Turnout - Nonpartisan	0.00%

Republican for US Senate

Vote For 1

	TOTAL	VOTE %
JOHN CURTIS	0	
JASON J. WALTON	0	
BRAD WILSON	0	
TRENT STAGGS	0	
Total Votes Cast	0	

Republican for Governor

Vote For 1

	TOTAL	VOTE %
SPENCER J. COX DEIDRE M.	0	
PHIL LYMAN NATALIE CLAWSON	0	
Total Votes Cast	0	

NSF401

Republican for Attorney General

Vote For 1

	TOTAL	VOTE %
DEREK BROWN	0	
FRANK DEMCY MYLAR	0	
RACHEL TERRY	0	
Total Votes Cast	0	

Republican for State Auditor

Vote For 1

	TOTAL	VOTE %
TINA CANNON	0	
RICKY HATCH	0	
Total Votes Cast	0	

Republican for State School Board 13

Vote For 1

	TOTAL	VOTE %
CARI BARTHOLOMEW	0	
RANDY BOOTHE	0	
Total Votes Cast	0	

NSF410

STATISTICS

	TOTAL
Registered Voters - Total	0
Registered Voters - Republican	0
Registered Voters - Nonpartisan	0
Ballots Cast - Total	0
Ballots Cast - Republican	0
Ballots Cast - Nonpartisan	0
Ballots Cast - Blank	0
Voter Turnout - Total	0.00%
Voter Turnout - Republican	0.00%
Voter Turnout - Nonpartisan	0.00%

Republican for US Senate

Vote For 1

	TOTAL	VOTE %
JOHN CURTIS	0	
JASON J. WALTON	0	
BRAD WILSON	0	
TRENT STAGGS	0	
Total Votes Cast	0	

Republican for Governor

Vote For 1

	TOTAL	VOTE %
SPENCER J. COX DEIDRE M.	0	
PHIL LYMAN NATALIE CLAWSON	0	
Total Votes Cast	0	

NSF410

Republican for Attorney General

Vote For 1

	TOTAL	VOTE %
DEREK BROWN	0	
FRANK DEMCY MYLAR	0	
RACHEL TERRY	0	
Total Votes Cast	0	

Republican for State Auditor

Vote For 1

	TOTAL	VOTE %
TINA CANNON	0	
RICKY HATCH	0	
Total Votes Cast	0	

Republican for State School Board 13

Vote For 1

	TOTAL	VOTE %
CARI BARTHOLOMEW	0	
RANDY BOOTHE	0	
Total Votes Cast	0	

NSP406

STATISTICS

	TOTAL
Registered Voters - Total	0
Registered Voters - Republican	0
Registered Voters - Nonpartisan	0
Ballots Cast - Total	0
Ballots Cast - Republican	0
Ballots Cast - Nonpartisan	0
Ballots Cast - Blank	0
Voter Turnout - Total	0.00%
Voter Turnout - Republican	0.00%
Voter Turnout - Nonpartisan	0.00%

Republican for US Senate

Vote For 1

	TOTAL	VOTE %
JOHN CURTIS	0	
JASON J. WALTON	0	
BRAD WILSON	0	
TRENT STAGGS	0	
Total Votes Cast	0	

Republican for Governor

Vote For 1

	TOTAL	VOTE %
SPENCER J. COX DEIDRE M.	0	
PHIL LYMAN NATALIE CLAWSON	0	
Total Votes Cast	0	

NSP406

Republican for Attorney General

Vote For 1

	TOTAL	VOTE %
DEREK BROWN	0	
FRANK DEMCY MYLAR	0	
RACHEL TERRY	0	
Total Votes Cast	0	

Republican for State Auditor

Vote For 1

	TOTAL	VOTE %
TINA CANNON	0	
RICKY HATCH	0	
Total Votes Cast	0	

Republican for State School Board 13

Vote For 1

	TOTAL	VOTE %
CARI BARTHOLOMEW	0	
RANDY BOOTHE	0	
Total Votes Cast	0	

NSP414

STATISTICS

	TOTAL
Registered Voters - Total	0
Registered Voters - Republican	0
Registered Voters - Nonpartisan	0
Ballots Cast - Total	0
Ballots Cast - Republican	0
Ballots Cast - Nonpartisan	0
Ballots Cast - Blank	0
Voter Turnout - Total	0.00%
Voter Turnout - Republican	0.00%
Voter Turnout - Nonpartisan	0.00%

Republican for US Senate

Vote For 1

	TOTAL	VOTE %
JOHN CURTIS	0	
JASON J. WALTON	0	
BRAD WILSON	0	
TRENT STAGGS	0	
Total Votes Cast	0	

Republican for Governor

Vote For 1

	TOTAL	VOTE %
SPENCER J. COX DEIDRE M.	0	
PHIL LYMAN NATALIE CLAWSON	0	
Total Votes Cast	0	

NSP414

Republican for Attorney General

Vote For 1

	TOTAL	VOTE %
DEREK BROWN	0	
FRANK DEMCY MYLAR	0	
RACHEL TERRY	0	
Total Votes Cast	0	

Republican for State Auditor

Vote For 1

	TOTAL	VOTE %
TINA CANNON	0	
RICKY HATCH	0	
Total Votes Cast	0	

Republican for State School Board 13

Vote For 1

	TOTAL	VOTE %
CARI BARTHOLOMEW	0	
RANDY BOOTHE	0	
Total Votes Cast	0	

NSR409

STATISTICS

	TOTAL
Registered Voters - Total	0
Registered Voters - Republican	0
Registered Voters - Nonpartisan	0
Ballots Cast - Total	0
Ballots Cast - Republican	0
Ballots Cast - Nonpartisan	0
Ballots Cast - Blank	0
Voter Turnout - Total	0.00%
Voter Turnout - Republican	0.00%
Voter Turnout - Nonpartisan	0.00%

Republican for US Senate

Vote For 1

	TOTAL	VOTE %
JOHN CURTIS	0	
JASON J. WALTON	0	
BRAD WILSON	0	
TRENT STAGGS	0	
Total Votes Cast	0	

Republican for Governor

Vote For 1

	TOTAL	VOTE %
SPENCER J. COX DEIDRE M.	0	
PHIL LYMAN NATALIE CLAWSON	0	
Total Votes Cast	0	

NSR409

Republican for Attorney General

Vote For 1

	TOTAL	VOTE %
DEREK BROWN	0	
FRANK DEMCY MYLAR	0	
RACHEL TERRY	0	
Total Votes Cast	0	

Republican for State Auditor

Vote For 1

	TOTAL	VOTE %
TINA CANNON	0	
RICKY HATCH	0	
Total Votes Cast	0	

Republican for State School Board 10 (Multi-County)

Vote For 1

	TOTAL	VOTE %
MONICA BANGERTER WILBUR	0	
MATT HYMAS	0	
Total Votes Cast	0	

NSR417

STATISTICS

	TOTAL
Registered Voters - Total	0
Registered Voters - Republican	0
Registered Voters - Nonpartisan	0
Ballots Cast - Total	0
Ballots Cast - Republican	0
Ballots Cast - Nonpartisan	0
Ballots Cast - Blank	0
Voter Turnout - Total	0.00%
Voter Turnout - Republican	0.00%
Voter Turnout - Nonpartisan	0.00%

Republican for US Senate

Vote For 1

	TOTAL	VOTE %
JOHN CURTIS	0	
JASON J. WALTON	0	
BRAD WILSON	0	
TRENT STAGGS	0	
Total Votes Cast	0	

Republican for Governor

Vote For 1

	TOTAL	VOTE %
SPENCER J. COX DEIDRE M.	0	
PHIL LYMAN NATALIE CLAWSON	0	
Total Votes Cast	0	

NSR417

Republican for Attorney General

Vote For 1

	TOTAL	VOTE %
DEREK BROWN	0	
FRANK DEMCY MYLAR	0	
RACHEL TERRY	0	
Total Votes Cast	0	

Republican for State Auditor

Vote For 1

	TOTAL	VOTE %
TINA CANNON	0	
RICKY HATCH	0	
Total Votes Cast	0	

Republican for State Senate 22 (Multi-County)

Vote For 1

	TOTAL	VOTE %
HEIDI BALDERREE	0	
GARRETT CAMMANS	0	
EMILY LOCKHART	0	
Total Votes Cast	0	

Republican for State School Board 10 (Multi-County)

Vote For 1

	TOTAL	VOTE %
MONICA BANGERTER WILBUR	0	
MATT HYMAS	0	
Total Votes Cast	0	

NSR424

STATISTICS

	TOTAL
Registered Voters - Total	0
Registered Voters - Republican	0
Registered Voters - Nonpartisan	0
Ballots Cast - Total	0
Ballots Cast - Republican	0
Ballots Cast - Nonpartisan	0
Ballots Cast - Blank	0
Voter Turnout - Total	0.00%
Voter Turnout - Republican	0.00%
Voter Turnout - Nonpartisan	0.00%

Republican for US Senate

Vote For 1

	TOTAL	VOTE %
JOHN CURTIS	0	
JASON J. WALTON	0	
BRAD WILSON	0	
TRENT STAGGS	0	
Total Votes Cast	0	

Republican for Governor

Vote For 1

	TOTAL	VOTE %
SPENCER J. COX DEIDRE M.	0	
PHIL LYMAN NATALIE CLAWSON	0	
Total Votes Cast	0	

NSR424

Republican for Attorney General

Vote For 1

	TOTAL	VOTE %
DEREK BROWN	0	
FRANK DEMCY MYLAR	0	
RACHEL TERRY	0	
Total Votes Cast	0	

Republican for State Auditor

Vote For 1

	TOTAL	VOTE %
TINA CANNON	0	
RICKY HATCH	0	
Total Votes Cast	0	

Republican for State Senate 22 (Multi-County)

Vote For 1

	TOTAL	VOTE %
HEIDI BALDERREE	0	
GARRETT CAMMANS	0	
EMILY LOCKHART	0	
Total Votes Cast	0	

Republican for State School Board 10 (Multi-County)

Vote For 1

	TOTAL	VOTE %
MONICA BANGERTER WILBUR	0	
MATT HYMAS	0	
Total Votes Cast	0	

NUL303

STATISTICS

	TOTAL
Registered Voters - Total	0
Registered Voters - Republican	0
Registered Voters - Nonpartisan	0
Ballots Cast - Total	0
Ballots Cast - Republican	0
Ballots Cast - Nonpartisan	0
Ballots Cast - Blank	0
Voter Turnout - Total	0.00%
Voter Turnout - Republican	0.00%
Voter Turnout - Nonpartisan	0.00%

Republican for US Senate

Vote For 1

	TOTAL	VOTE %
JOHN CURTIS	0	
JASON J. WALTON	0	
BRAD WILSON	0	
TRENT STAGGS	0	
Total Votes Cast	0	

Republican for US House 3

Vote For 1

	TOTAL	VOTE %
JR BIRD	0	
MIKE KENNEDY	0	
CASE LAWRENCE	0	
STEWART PEAY	0	
JOHN "FRUGAL" DOUGALL	0	
Total Votes Cast	0	

NUL303

Republican for Governor

Vote For 1

	TOTAL	VOTE %
SPENCER J. COX DEIDRE M.	0	
PHIL LYMAN NATALIE CLAWSON	0	
Total Votes Cast	0	

Republican for Attorney General

Vote For 1

	TOTAL	VOTE %
DEREK BROWN	0	
FRANK DEMCY MYLAR	0	
RACHEL TERRY	0	
Total Votes Cast	0	

Republican for State Auditor

Vote For 1

	TOTAL	VOTE %
TINA CANNON	0	
RICKY HATCH	0	
Total Votes Cast	0	

Republican for State House 61

Vote For 1

	TOTAL	VOTE %
LISA SHEPHERD	0	
TRAVIS HOBAN	0	
Total Votes Cast	0	

NUL303

Republican for State School Board 13

Vote For 1

	TOTAL	VOTE %
CARI BARTHOLOMEW	0	
RANDY BOOTHE	0	
Total Votes Cast	0	

NUL401

STATISTICS

	TOTAL
Registered Voters - Total	0
Registered Voters - Republican	0
Registered Voters - Nonpartisan	0
Ballots Cast - Total	0
Ballots Cast - Republican	0
Ballots Cast - Nonpartisan	0
Ballots Cast - Blank	0
Voter Turnout - Total	0.00%
Voter Turnout - Republican	0.00%
Voter Turnout - Nonpartisan	0.00%

Republican for US Senate

Vote For 1

	TOTAL	VOTE %
JOHN CURTIS	0	
JASON J. WALTON	0	
BRAD WILSON	0	
TRENT STAGGS	0	
Total Votes Cast	0	

Republican for Governor

Vote For 1

	TOTAL	VOTE %
SPENCER J. COX DEIDRE M.	0	
PHIL LYMAN NATALIE CLAWSON	0	
Total Votes Cast	0	

NUL401

Republican for Attorney General

Vote For 1

	TOTAL	VOTE %
DEREK BROWN	0	
FRANK DEMCY MYLAR	0	
RACHEL TERRY	0	
Total Votes Cast	0	

Republican for State Auditor

Vote For 1

	TOTAL	VOTE %
TINA CANNON	0	
RICKY HATCH	0	
Total Votes Cast	0	

Republican for State House 61

Vote For 1

	TOTAL	VOTE %
LISA SHEPHERD	0	
TRAVIS HOBAN	0	
Total Votes Cast	0	

Republican for State School Board 13

Vote For 1

	TOTAL	VOTE %
CARI BARTHOLOMEW	0	
RANDY BOOTHE	0	
Total Votes Cast	0	

NUL402

STATISTICS

	TOTAL
Registered Voters - Total	0
Registered Voters - Republican	0
Registered Voters - Nonpartisan	0
Ballots Cast - Total	0
Ballots Cast - Republican	0
Ballots Cast - Nonpartisan	0
Ballots Cast - Blank	0
Voter Turnout - Total	0.00%
Voter Turnout - Republican	0.00%
Voter Turnout - Nonpartisan	0.00%

Republican for US Senate

Vote For 1

	TOTAL	VOTE %
JOHN CURTIS	0	
JASON J. WALTON	0	
BRAD WILSON	0	
TRENT STAGGS	0	
Total Votes Cast	0	

Republican for Governor

Vote For 1

	TOTAL	VOTE %
SPENCER J. COX DEIDRE M.	0	
PHIL LYMAN NATALIE CLAWSON	0	
Total Votes Cast	0	

NUL402

Republican for Attorney General

Vote For 1

	TOTAL	VOTE %
DEREK BROWN	0	
FRANK DEMCY MYLAR	0	
RACHEL TERRY	0	
Total Votes Cast	0	

Republican for State Auditor

Vote For 1

	TOTAL	VOTE %
TINA CANNON	0	
RICKY HATCH	0	
Total Votes Cast	0	

Republican for State School Board 13

Vote For 1

	TOTAL	VOTE %
CARI BARTHOLOMEW	0	
RANDY BOOTHE	0	
Total Votes Cast	0	

OR301

STATISTICS

	TOTAL
Registered Voters - Total	610
Registered Voters - Republican	610
Registered Voters - Nonpartisan	0
Ballots Cast - Total	304
Ballots Cast - Republican	304
Ballots Cast - Nonpartisan	0
Ballots Cast - Blank	1
Voter Turnout - Total	49.84%
Voter Turnout - Republican	49.84%
Voter Turnout - Nonpartisan	0.00%

Republican for US Senate

Vote For 1

	TOTAL	VOTE %
JOHN CURTIS	163	54.15%
TRENT STAGGS	69	22.92%
BRAD WILSON	42	13.95%
JASON J. WALTON	27	8.97%
Total Votes Cast	301	100.00%

Republican for US House 3

Vote For 1

	TOTAL	VOTE %
MIKE KENNEDY	115	39.12%
CASE LAWRENCE	99	33.67%
STEWART PEAY	47	15.99%
JOHN "FRUGAL" DOUGALL	20	6.80%
JR BIRD	13	4.42%
Total Votes Cast	294	100.00%

OR301

Republican for Governor

Vote For 1

	TOTAL	VOTE %
SPENCER J. COX DEIDRE M.	196	64.90%
PHIL LYMAN NATALIE CLAWSON	106	35.10%
Total Votes Cast	302	100.00%

Republican for Attorney General

Vote For 1

	TOTAL	VOTE %
DEREK BROWN	146	50.52%
RACHEL TERRY	84	29.07%
FRANK DEMCY MYLAR	59	20.42%
Total Votes Cast	289	100.00%

Republican for State Auditor

Vote For 1

	TOTAL	VOTE %
TINA CANNON	168	59.36%
RICKY HATCH	115	40.64%
Total Votes Cast	283	100.00%

OR302

STATISTICS

	TOTAL
Registered Voters - Total	698
Registered Voters - Republican	698
Registered Voters - Nonpartisan	0
Ballots Cast - Total	331
Ballots Cast - Republican	331
Ballots Cast - Nonpartisan	0
Ballots Cast - Blank	0
Voter Turnout - Total	47.42%
Voter Turnout - Republican	47.42%
Voter Turnout - Nonpartisan	0.00%

Republican for US Senate

Vote For 1

	TOTAL	VOTE %
JOHN CURTIS	192	58.01%
TRENT STAGGS	101	30.51%
BRAD WILSON	32	9.67%
JASON J. WALTON	6	1.81%
Total Votes Cast	331	100.00%

Republican for US House 3

Vote For 1

	TOTAL	VOTE %
MIKE KENNEDY	144	44.72%
CASE LAWRENCE	81	25.16%
STEWART PEAY	56	17.39%
JOHN "FRUGAL" DOUGALL	25	7.76%
JR BIRD	16	4.97%
Total Votes Cast	322	100.00%

OR302

Republican for Governor

Vote For 1

	TOTAL	VOTE %
SPENCER J. COX DEIDRE M.	188	57.14%
PHIL LYMAN NATALIE CLAWSON	141	42.86%
Total Votes Cast	329	100.00%

Republican for Attorney General

Vote For 1

	TOTAL	VOTE %
DEREK BROWN	127	40.19%
RACHEL TERRY	105	33.23%
FRANK DEMCY MYLAR	84	26.58%
Total Votes Cast	316	100.00%

Republican for State Auditor

Vote For 1

	TOTAL	VOTE %
TINA CANNON	192	62.14%
RICKY HATCH	117	37.86%
Total Votes Cast	309	100.00%

OR303

STATISTICS

	TOTAL
Registered Voters - Total	111
Registered Voters - Republican	111
Registered Voters - Nonpartisan	0
Ballots Cast - Total	69
Ballots Cast - Republican	69
Ballots Cast - Nonpartisan	0
Ballots Cast - Blank	0
Voter Turnout - Total	62.16%
Voter Turnout - Republican	62.16%
Voter Turnout - Nonpartisan	0.00%

Republican for US Senate

Vote For 1

	TOTAL	VOTE %
TRENT STAGGS	37	53.62%
JOHN CURTIS	24	34.78%
BRAD WILSON	7	10.14%
JASON J. WALTON	1	1.45%
Total Votes Cast	69	100.00%

Republican for US House 3

Vote For 1

	TOTAL	VOTE %
MIKE KENNEDY	46	67.65%
STEWART PEAY	12	17.65%
CASE LAWRENCE	5	7.35%
JOHN "FRUGAL" DOUGALL	4	5.88%
JR BIRD	1	1.47%
Total Votes Cast	68	100.00%

OR303

Republican for Governor

Vote For 1

	TOTAL	VOTE %
PHIL LYMAN NATALIE CLAWSON	46	66.67%
SPENCER J. COX DEIDRE M.	23	33.33%
Total Votes Cast	69	100.00%

Republican for Attorney General

Vote For 1

	TOTAL	VOTE %
FRANK DEMCY MYLAR	40	57.97%
DEREK BROWN	16	23.19%
RACHEL TERRY	13	18.84%
Total Votes Cast	69	100.00%

Republican for State Auditor

Vote For 1

	TOTAL	VOTE %
TINA CANNON	41	59.42%
RICKY HATCH	28	40.58%
Total Votes Cast	69	100.00%

Republican for State House 58

Vote For 1

	TOTAL	VOTE %
DAVID SHALLENBERGER	39	57.35%
HOLLY SWEETEN	29	42.65%
Total Votes Cast	68	100.00%

OR304

STATISTICS

	TOTAL
Registered Voters - Total	625
Registered Voters - Republican	625
Registered Voters - Nonpartisan	0
Ballots Cast - Total	328
Ballots Cast - Republican	328
Ballots Cast - Nonpartisan	0
Ballots Cast - Blank	0
Voter Turnout - Total	52.48%
Voter Turnout - Republican	52.48%
Voter Turnout - Nonpartisan	0.00%

Republican for US Senate

Vote For 1

	TOTAL	VOTE %
JOHN CURTIS	191	59.32%
TRENT STAGGS	84	26.09%
BRAD WILSON	29	9.01%
JASON J. WALTON	18	5.59%
Total Votes Cast	322	100.00%

Republican for US House 3

Vote For 1

	TOTAL	VOTE %
MIKE KENNEDY	124	38.87%
CASE LAWRENCE	79	24.76%
STEWART PEAY	78	24.45%
JOHN "FRUGAL" DOUGALL	23	7.21%
JR BIRD	15	4.70%
Total Votes Cast	319	100.00%

OR304

Republican for Governor

Vote For 1

	TOTAL	VOTE %
SPENCER J. COX DEIDRE M.	184	56.62%
PHIL LYMAN NATALIE CLAWSON	141	43.38%
Total Votes Cast	325	100.00%

Republican for Attorney General

Vote For 1

	TOTAL	VOTE %
DEREK BROWN	125	40.58%
RACHEL TERRY	114	37.01%
FRANK DEMCY MYLAR	69	22.40%
Total Votes Cast	308	100.00%

Republican for State Auditor

Vote For 1

	TOTAL	VOTE %
TINA CANNON	192	63.58%
RICKY HATCH	110	36.42%
Total Votes Cast	302	100.00%

Republican for State House 58

Vote For 1

	TOTAL	VOTE %
DAVID SHALLENBERGER	190	59.01%
HOLLY SWEETEN	132	40.99%
Total Votes Cast	322	100.00%

OR305

STATISTICS

	TOTAL
Registered Voters - Total	678
Registered Voters - Republican	678
Registered Voters - Nonpartisan	0
Ballots Cast - Total	386
Ballots Cast - Republican	386
Ballots Cast - Nonpartisan	0
Ballots Cast - Blank	0
Voter Turnout - Total	56.93%
Voter Turnout - Republican	56.93%
Voter Turnout - Nonpartisan	0.00%

Republican for US Senate

Vote For 1

	TOTAL	VOTE %
JOHN CURTIS	246	64.23%
TRENT STAGGS	104	27.15%
BRAD WILSON	21	5.48%
JASON J. WALTON	12	3.13%
Total Votes Cast	383	100.00%

Republican for US House 3

Vote For 1

	TOTAL	VOTE %
MIKE KENNEDY	134	35.64%
STEWART PEAY	116	30.85%
CASE LAWRENCE	87	23.14%
JOHN "FRUGAL" DOUGALL	25	6.65%
JR BIRD	14	3.72%
Total Votes Cast	376	100.00%

OR305

Republican for Governor

Vote For 1

	TOTAL	VOTE %
SPENCER J. COX DEIDRE M.	246	64.23%
PHIL LYMAN NATALIE CLAWSON	137	35.77%
Total Votes Cast	383	100.00%

Republican for Attorney General

Vote For 1

	TOTAL	VOTE %
DEREK BROWN	191	52.76%
RACHEL TERRY	105	29.01%
FRANK DEMCY MYLAR	66	18.23%
Total Votes Cast	362	100.00%

Republican for State Auditor

Vote For 1

	TOTAL	VOTE %
TINA CANNON	198	55.93%
RICKY HATCH	156	44.07%
Total Votes Cast	354	100.00%

Republican for State House 58

Vote For 1

	TOTAL	VOTE %
HOLLY SWEETEN	198	52.24%
DAVID SHALLENBERGER	181	47.76%
Total Votes Cast	379	100.00%

OR306

STATISTICS

	TOTAL
Registered Voters - Total	697
Registered Voters - Republican	697
Registered Voters - Nonpartisan	0
Ballots Cast - Total	412
Ballots Cast - Republican	412
Ballots Cast - Nonpartisan	0
Ballots Cast - Blank	0
Voter Turnout - Total	59.11%
Voter Turnout - Republican	59.11%
Voter Turnout - Nonpartisan	0.00%

Republican for US Senate

Vote For 1

	TOTAL	VOTE %
JOHN CURTIS	236	58.56%
TRENT STAGGS	119	29.53%
BRAD WILSON	28	6.95%
JASON J. WALTON	20	4.96%
Total Votes Cast	403	100.00%

Republican for US House 3

Vote For 1

	TOTAL	VOTE %
MIKE KENNEDY	172	42.89%
CASE LAWRENCE	107	26.68%
STEWART PEAY	66	16.46%
JR BIRD	36	8.98%
JOHN "FRUGAL" DOUGALL	20	4.99%
Total Votes Cast	401	100.00%

OR306

Republican for Governor

Vote For 1

	TOTAL	VOTE %
SPENCER J. COX DEIDRE M.	241	58.50%
PHIL LYMAN NATALIE CLAWSON	171	41.50%
Total Votes Cast	412	100.00%

Republican for Attorney General

Vote For 1

	TOTAL	VOTE %
DEREK BROWN	159	40.56%
RACHEL TERRY	141	35.97%
FRANK DEMCY MYLAR	92	23.47%
Total Votes Cast	392	100.00%

Republican for State Auditor

Vote For 1

	TOTAL	VOTE %
TINA CANNON	249	66.05%
RICKY HATCH	128	33.95%
Total Votes Cast	377	100.00%

Republican for State House 58

Vote For 1

	TOTAL	VOTE %
HOLLY SWEETEN	226	55.39%
DAVID SHALLENBERGER	182	44.61%
Total Votes Cast	408	100.00%

OR308

STATISTICS

	TOTAL
Registered Voters - Total	523
Registered Voters - Republican	523
Registered Voters - Nonpartisan	0
Ballots Cast - Total	268
Ballots Cast - Republican	268
Ballots Cast - Nonpartisan	0
Ballots Cast - Blank	0
Voter Turnout - Total	51.24%
Voter Turnout - Republican	51.24%
Voter Turnout - Nonpartisan	0.00%

Republican for US Senate

Vote For 1

	TOTAL	VOTE %
JOHN CURTIS	160	60.15%
TRENT STAGGS	86	32.33%
BRAD WILSON	11	4.14%
JASON J. WALTON	9	3.38%
Total Votes Cast	266	100.00%

Republican for US House 3

Vote For 1

	TOTAL	VOTE %
MIKE KENNEDY	122	46.92%
CASE LAWRENCE	56	21.54%
STEWART PEAY	44	16.92%
JR BIRD	21	8.08%
JOHN "FRUGAL" DOUGALL	17	6.54%
Total Votes Cast	260	100.00%

OR308

Republican for Governor

Vote For 1

	TOTAL	VOTE %
SPENCER J. COX DEIDRE M.	152	56.72%
PHIL LYMAN NATALIE CLAWSON	116	43.28%
Total Votes Cast	268	100.00%

Republican for Attorney General

Vote For 1

	TOTAL	VOTE %
DEREK BROWN	105	41.67%
FRANK DEMCY MYLAR	82	32.54%
RACHEL TERRY	65	25.79%
Total Votes Cast	252	100.00%

Republican for State Auditor

Vote For 1

	TOTAL	VOTE %
TINA CANNON	154	61.35%
RICKY HATCH	97	38.65%
Total Votes Cast	251	100.00%

OR309

STATISTICS

	TOTAL
Registered Voters - Total	645
Registered Voters - Republican	645
Registered Voters - Nonpartisan	0
Ballots Cast - Total	291
Ballots Cast - Republican	291
Ballots Cast - Nonpartisan	0
Ballots Cast - Blank	0
Voter Turnout - Total	45.12%
Voter Turnout - Republican	45.12%
Voter Turnout - Nonpartisan	0.00%

Republican for US Senate

Vote For 1

	TOTAL	VOTE %
JOHN CURTIS	160	54.98%
TRENT STAGGS	77	26.46%
BRAD WILSON	28	9.62%
JASON J. WALTON	26	8.93%
Total Votes Cast	291	100.00%

Republican for US House 3

Vote For 1

	TOTAL	VOTE %
MIKE KENNEDY	142	49.13%
CASE LAWRENCE	59	20.42%
JOHN "FRUGAL" DOUGALL	39	13.49%
JR BIRD	25	8.65%
STEWART PEAY	24	8.30%
Total Votes Cast	289	100.00%

OR309

Republican for Governor

Vote For 1

	TOTAL	VOTE %
SPENCER J. COX DEIDRE M.	161	55.33%
PHIL LYMAN NATALIE CLAWSON	130	44.67%
Total Votes Cast	291	100.00%

Republican for Attorney General

Vote For 1

	TOTAL	VOTE %
DEREK BROWN	140	49.65%
RACHEL TERRY	76	26.95%
FRANK DEMCY MYLAR	66	23.40%
Total Votes Cast	282	100.00%

Republican for State Auditor

Vote For 1

	TOTAL	VOTE %
TINA CANNON	184	66.43%
RICKY HATCH	93	33.57%
Total Votes Cast	277	100.00%

OR310

STATISTICS

	TOTAL
Registered Voters - Total	529
Registered Voters - Republican	529
Registered Voters - Nonpartisan	0
Ballots Cast - Total	231
Ballots Cast - Republican	231
Ballots Cast - Nonpartisan	0
Ballots Cast - Blank	0
Voter Turnout - Total	43.67%
Voter Turnout - Republican	43.67%
Voter Turnout - Nonpartisan	0.00%

Republican for US Senate

Vote For 1

	TOTAL	VOTE %
JOHN CURTIS	110	48.25%
TRENT STAGGS	79	34.65%
BRAD WILSON	23	10.09%
JASON J. WALTON	16	7.02%
Total Votes Cast	228	100.00%

Republican for US House 3

Vote For 1

	TOTAL	VOTE %
MIKE KENNEDY	90	40.00%
CASE LAWRENCE	67	29.78%
STEWART PEAY	39	17.33%
JOHN "FRUGAL" DOUGALL	15	6.67%
JR BIRD	14	6.22%
Total Votes Cast	225	100.00%

OR310

Republican for Governor

Vote For 1

	TOTAL	VOTE %
PHIL LYMAN NATALIE CLAWSON	119	51.52%
SPENCER J. COX DEIDRE M.	112	48.48%
Total Votes Cast	231	100.00%

Republican for Attorney General

Vote For 1

	TOTAL	VOTE %
DEREK BROWN	93	41.70%
RACHEL TERRY	71	31.84%
FRANK DEMCY MYLAR	59	26.46%
Total Votes Cast	223	100.00%

Republican for State Auditor

Vote For 1

	TOTAL	VOTE %
TINA CANNON	119	54.34%
RICKY HATCH	100	45.66%
Total Votes Cast	219	100.00%

OR311

STATISTICS

	TOTAL
Registered Voters - Total	571
Registered Voters - Republican	571
Registered Voters - Nonpartisan	0
Ballots Cast - Total	237
Ballots Cast - Republican	237
Ballots Cast - Nonpartisan	0
Ballots Cast - Blank	0
Voter Turnout - Total	41.51%
Voter Turnout - Republican	41.51%
Voter Turnout - Nonpartisan	0.00%

Republican for US Senate

Vote For 1

	TOTAL	VOTE %
JOHN CURTIS	135	57.69%
TRENT STAGGS	59	25.21%
BRAD WILSON	24	10.26%
JASON J. WALTON	16	6.84%
Total Votes Cast	234	100.00%

Republican for US House 3

Vote For 1

	TOTAL	VOTE %
MIKE KENNEDY	87	37.66%
CASE LAWRENCE	69	29.87%
STEWART PEAY	47	20.35%
JR BIRD	14	6.06%
JOHN "FRUGAL" DOUGALL	14	6.06%
Total Votes Cast	231	100.00%

OR311

Republican for Governor

Vote For 1

	TOTAL	VOTE %
SPENCER J. COX DEIDRE M.	125	52.97%
PHIL LYMAN NATALIE CLAWSON	111	47.03%
Total Votes Cast	236	100.00%

Republican for Attorney General

Vote For 1

	TOTAL	VOTE %
DEREK BROWN	115	50.88%
RACHEL TERRY	64	28.32%
FRANK DEMCY MYLAR	47	20.80%
Total Votes Cast	226	100.00%

Republican for State Auditor

Vote For 1

	TOTAL	VOTE %
TINA CANNON	118	53.15%
RICKY HATCH	104	46.85%
Total Votes Cast	222	100.00%

OR312

STATISTICS

	TOTAL
Registered Voters - Total	644
Registered Voters - Republican	644
Registered Voters - Nonpartisan	0
Ballots Cast - Total	342
Ballots Cast - Republican	342
Ballots Cast - Nonpartisan	0
Ballots Cast - Blank	0
Voter Turnout - Total	53.11%
Voter Turnout - Republican	53.11%
Voter Turnout - Nonpartisan	0.00%

Republican for US Senate

Vote For 1

	TOTAL	VOTE %
JOHN CURTIS	203	59.36%
TRENT STAGGS	100	29.24%
BRAD WILSON	30	8.77%
JASON J. WALTON	9	2.63%
Total Votes Cast	342	100.00%

Republican for US House 3

Vote For 1

	TOTAL	VOTE %
MIKE KENNEDY	136	40.12%
CASE LAWRENCE	82	24.19%
STEWART PEAY	77	22.71%
JOHN "FRUGAL" DOUGALL	23	6.78%
JR BIRD	21	6.19%
Total Votes Cast	339	100.00%

OR312

Republican for Governor

Vote For 1

	TOTAL	VOTE %
SPENCER J. COX DEIDRE M.	213	62.65%
PHIL LYMAN NATALIE CLAWSON	127	37.35%
Total Votes Cast	340	100.00%

Republican for Attorney General

Vote For 1

	TOTAL	VOTE %
DEREK BROWN	122	36.42%
RACHEL TERRY	113	33.73%
FRANK DEMCY MYLAR	100	29.85%
Total Votes Cast	335	100.00%

Republican for State Auditor

Vote For 1

	TOTAL	VOTE %
TINA CANNON	186	57.06%
RICKY HATCH	140	42.94%
Total Votes Cast	326	100.00%

OR314

STATISTICS

	TOTAL
Registered Voters - Total	527
Registered Voters - Republican	527
Registered Voters - Nonpartisan	0
Ballots Cast - Total	237
Ballots Cast - Republican	237
Ballots Cast - Nonpartisan	0
Ballots Cast - Blank	0
Voter Turnout - Total	44.97%
Voter Turnout - Republican	44.97%
Voter Turnout - Nonpartisan	0.00%

Republican for US Senate

Vote For 1

	TOTAL	VOTE %
JOHN CURTIS	117	49.58%
TRENT STAGGS	81	34.32%
BRAD WILSON	29	12.29%
JASON J. WALTON	9	3.81%
Total Votes Cast	236	100.00%

Republican for US House 3

Vote For 1

	TOTAL	VOTE %
MIKE KENNEDY	114	48.51%
CASE LAWRENCE	53	22.55%
STEWART PEAY	29	12.34%
JR BIRD	21	8.94%
JOHN "FRUGAL" DOUGALL	18	7.66%
Total Votes Cast	235	100.00%

OR314

Republican for Governor

Vote For 1

	TOTAL	VOTE %
SPENCER J. COX DEIDRE M.	118	50.43%
PHIL LYMAN NATALIE CLAWSON	116	49.57%
Total Votes Cast	234	100.00%

Republican for Attorney General

Vote For 1

	TOTAL	VOTE %
DEREK BROWN	90	38.46%
FRANK DEMCY MYLAR	72	30.77%
RACHEL TERRY	72	30.77%
Total Votes Cast	234	100.00%

Republican for State Auditor

Vote For 1

	TOTAL	VOTE %
TINA CANNON	132	57.39%
RICKY HATCH	98	42.61%
Total Votes Cast	230	100.00%

OR316

STATISTICS

	TOTAL
Registered Voters - Total	540
Registered Voters - Republican	540
Registered Voters - Nonpartisan	0
Ballots Cast - Total	307
Ballots Cast - Republican	307
Ballots Cast - Nonpartisan	0
Ballots Cast - Blank	0
Voter Turnout - Total	56.85%
Voter Turnout - Republican	56.85%
Voter Turnout - Nonpartisan	0.00%

Republican for US Senate

Vote For 1

	TOTAL	VOTE %
JOHN CURTIS	205	66.78%
TRENT STAGGS	69	22.48%
BRAD WILSON	19	6.19%
JASON J. WALTON	14	4.56%
Total Votes Cast	307	100.00%

Republican for US House 3

Vote For 1

	TOTAL	VOTE %
MIKE KENNEDY	150	50.17%
CASE LAWRENCE	66	22.07%
STEWART PEAY	46	15.38%
JOHN "FRUGAL" DOUGALL	28	9.36%
JR BIRD	9	3.01%
Total Votes Cast	299	100.00%

OR316

Republican for Governor

Vote For 1

	TOTAL	VOTE %
SPENCER J. COX DEIDRE M.	183	59.61%
PHIL LYMAN NATALIE CLAWSON	124	40.39%
Total Votes Cast	307	100.00%

Republican for Attorney General

Vote For 1

	TOTAL	VOTE %
DEREK BROWN	130	44.37%
FRANK DEMCY MYLAR	83	28.33%
RACHEL TERRY	80	27.30%
Total Votes Cast	293	100.00%

Republican for State Auditor

Vote For 1

	TOTAL	VOTE %
TINA CANNON	157	53.95%
RICKY HATCH	134	46.05%
Total Votes Cast	291	100.00%

Republican for State House 58

Vote For 1

	TOTAL	VOTE %
DAVID SHALLENBERGER	155	51.67%
HOLLY SWEETEN	145	48.33%
Total Votes Cast	300	100.00%

OR317

STATISTICS

	TOTAL
Registered Voters - Total	598
Registered Voters - Republican	598
Registered Voters - Nonpartisan	0
Ballots Cast - Total	352
Ballots Cast - Republican	352
Ballots Cast - Nonpartisan	0
Ballots Cast - Blank	0
Voter Turnout - Total	58.86%
Voter Turnout - Republican	58.86%
Voter Turnout - Nonpartisan	0.00%

Republican for US Senate

Vote For 1

	TOTAL	VOTE %
JOHN CURTIS	197	56.61%
TRENT STAGGS	108	31.03%
BRAD WILSON	28	8.05%
JASON J. WALTON	15	4.31%
Total Votes Cast	348	100.00%

Republican for US House 3

Vote For 1

	TOTAL	VOTE %
MIKE KENNEDY	170	50.00%
CASE LAWRENCE	72	21.18%
STEWART PEAY	58	17.06%
JOHN "FRUGAL" DOUGALL	24	7.06%
JR BIRD	16	4.71%
Total Votes Cast	340	100.00%

OR317

Republican for Governor

Vote For 1

	TOTAL	VOTE %
SPENCER J. COX DEIDRE M.	209	59.54%
PHIL LYMAN NATALIE CLAWSON	142	40.46%
Total Votes Cast	351	100.00%

Republican for Attorney General

Vote For 1

	TOTAL	VOTE %
DEREK BROWN	167	49.85%
FRANK DEMCY MYLAR	90	26.87%
RACHEL TERRY	78	23.28%
Total Votes Cast	335	100.00%

Republican for State Auditor

Vote For 1

	TOTAL	VOTE %
TINA CANNON	190	59.56%
RICKY HATCH	129	40.44%
Total Votes Cast	319	100.00%

Republican for State House 58

Vote For 1

	TOTAL	VOTE %
DAVID SHALLENBERGER	179	52.03%
HOLLY SWEETEN	165	47.97%
Total Votes Cast	344	100.00%

OR318

STATISTICS

	TOTAL
Registered Voters - Total	653
Registered Voters - Republican	653
Registered Voters - Nonpartisan	0
Ballots Cast - Total	381
Ballots Cast - Republican	381
Ballots Cast - Nonpartisan	0
Ballots Cast - Blank	1
Voter Turnout - Total	58.35%
Voter Turnout - Republican	58.35%
Voter Turnout - Nonpartisan	0.00%

Republican for US Senate

Vote For 1

	TOTAL	VOTE %
JOHN CURTIS	209	56.33%
TRENT STAGGS	101	27.22%
BRAD WILSON	50	13.48%
JASON J. WALTON	11	2.96%
Total Votes Cast	371	100.00%

Republican for US House 3

Vote For 1

	TOTAL	VOTE %
MIKE KENNEDY	156	42.05%
CASE LAWRENCE	120	32.34%
STEWART PEAY	65	17.52%
JOHN "FRUGAL" DOUGALL	17	4.58%
JR BIRD	13	3.50%
Total Votes Cast	371	100.00%

OR318

Republican for Governor

Vote For 1

	TOTAL	VOTE %
SPENCER J. COX DEIDRE M.	229	60.42%
PHIL LYMAN NATALIE CLAWSON	150	39.58%
Total Votes Cast	379	100.00%

Republican for Attorney General

Vote For 1

	TOTAL	VOTE %
DEREK BROWN	179	51.29%
RACHEL TERRY	98	28.08%
FRANK DEMCY MYLAR	72	20.63%
Total Votes Cast	349	100.00%

Republican for State Auditor

Vote For 1

	TOTAL	VOTE %
TINA CANNON	196	56.98%
RICKY HATCH	148	43.02%
Total Votes Cast	344	100.00%

Republican for State House 58

Vote For 1

	TOTAL	VOTE %
DAVID SHALLENBERGER	250	67.39%
HOLLY SWEETEN	121	32.61%
Total Votes Cast	371	100.00%

OR320

STATISTICS

	TOTAL
Registered Voters - Total	526
Registered Voters - Republican	526
Registered Voters - Nonpartisan	0
Ballots Cast - Total	307
Ballots Cast - Republican	307
Ballots Cast - Nonpartisan	0
Ballots Cast - Blank	0
Voter Turnout - Total	58.36%
Voter Turnout - Republican	58.36%
Voter Turnout - Nonpartisan	0.00%

Republican for US Senate

Vote For 1

	TOTAL	VOTE %
JOHN CURTIS	180	59.41%
TRENT STAGGS	93	30.69%
BRAD WILSON	19	6.27%
JASON J. WALTON	11	3.63%
Total Votes Cast	303	100.00%

Republican for US House 3

Vote For 1

	TOTAL	VOTE %
MIKE KENNEDY	136	45.18%
STEWART PEAY	72	23.92%
CASE LAWRENCE	57	18.94%
JOHN "FRUGAL" DOUGALL	19	6.31%
JR BIRD	17	5.65%
Total Votes Cast	301	100.00%

OR320

Republican for Governor

Vote For 1

	TOTAL	VOTE %
SPENCER J. COX DEIDRE M.	189	62.17%
PHIL LYMAN NATALIE CLAWSON	115	37.83%
Total Votes Cast	304	100.00%

Republican for Attorney General

Vote For 1

	TOTAL	VOTE %
DEREK BROWN	150	50.68%
RACHEL TERRY	79	26.69%
FRANK DEMCY MYLAR	67	22.64%
Total Votes Cast	296	100.00%

Republican for State Auditor

Vote For 1

	TOTAL	VOTE %
TINA CANNON	180	63.16%
RICKY HATCH	105	36.84%
Total Votes Cast	285	100.00%

Republican for State House 58

Vote For 1

	TOTAL	VOTE %
DAVID SHALLENBERGER	185	61.26%
HOLLY SWEETEN	117	38.74%
Total Votes Cast	302	100.00%

OR321

STATISTICS

	TOTAL
Registered Voters - Total	597
Registered Voters - Republican	597
Registered Voters - Nonpartisan	0
Ballots Cast - Total	329
Ballots Cast - Republican	329
Ballots Cast - Nonpartisan	0
Ballots Cast - Blank	0
Voter Turnout - Total	55.11%
Voter Turnout - Republican	55.11%
Voter Turnout - Nonpartisan	0.00%

Republican for US Senate

Vote For 1

	TOTAL	VOTE %
JOHN CURTIS	216	65.85%
TRENT STAGGS	62	18.90%
BRAD WILSON	33	10.06%
JASON J. WALTON	17	5.18%
Total Votes Cast	328	100.00%

Republican for US House 3

Vote For 1

	TOTAL	VOTE %
MIKE KENNEDY	119	36.84%
STEWART PEAY	95	29.41%
CASE LAWRENCE	83	25.70%
JOHN "FRUGAL" DOUGALL	16	4.95%
JR BIRD	10	3.10%
Total Votes Cast	323	100.00%

OR321

Republican for Governor

Vote For 1

	TOTAL	VOTE %
SPENCER J. COX DEIDRE M.	215	65.95%
PHIL LYMAN NATALIE CLAWSON	111	34.05%
Total Votes Cast	326	100.00%

Republican for Attorney General

Vote For 1

	TOTAL	VOTE %
DEREK BROWN	198	63.06%
RACHEL TERRY	64	20.38%
FRANK DEMCY MYLAR	52	16.56%
Total Votes Cast	314	100.00%

Republican for State Auditor

Vote For 1

	TOTAL	VOTE %
TINA CANNON	189	61.76%
RICKY HATCH	117	38.24%
Total Votes Cast	306	100.00%

Republican for State House 58

Vote For 1

	TOTAL	VOTE %
DAVID SHALLENBERGER	217	66.98%
HOLLY SWEETEN	107	33.02%
Total Votes Cast	324	100.00%

OR322

STATISTICS

	TOTAL
Registered Voters - Total	432
Registered Voters - Republican	432
Registered Voters - Nonpartisan	0
Ballots Cast - Total	231
Ballots Cast - Republican	231
Ballots Cast - Nonpartisan	0
Ballots Cast - Blank	0
Voter Turnout - Total	53.47%
Voter Turnout - Republican	53.47%
Voter Turnout - Nonpartisan	0.00%

Republican for US Senate

Vote For 1

	TOTAL	VOTE %
JOHN CURTIS	113	49.34%
TRENT STAGGS	87	37.99%
BRAD WILSON	17	7.42%
JASON J. WALTON	12	5.24%
Total Votes Cast	229	100.00%

Republican for US House 3

Vote For 1

	TOTAL	VOTE %
MIKE KENNEDY	108	47.58%
CASE LAWRENCE	48	21.15%
STEWART PEAY	36	15.86%
JOHN "FRUGAL" DOUGALL	18	7.93%
JR BIRD	17	7.49%
Total Votes Cast	227	100.00%

OR322

Republican for Governor

Vote For 1

	TOTAL	VOTE %
PHIL LYMAN NATALIE CLAWSON	118	51.08%
SPENCER J. COX DEIDRE M.	113	48.92%
Total Votes Cast	231	100.00%

Republican for Attorney General

Vote For 1

	TOTAL	VOTE %
DEREK BROWN	84	37.84%
FRANK DEMCY MYLAR	80	36.04%
RACHEL TERRY	58	26.13%
Total Votes Cast	222	100.00%

Republican for State Auditor

Vote For 1

	TOTAL	VOTE %
TINA CANNON	120	54.55%
RICKY HATCH	100	45.45%
Total Votes Cast	220	100.00%

Republican for State House 58

Vote For 1

	TOTAL	VOTE %
HOLLY SWEETEN	129	57.08%
DAVID SHALLENBERGER	97	42.92%
Total Votes Cast	226	100.00%

OR323

STATISTICS

	TOTAL
Registered Voters - Total	391
Registered Voters - Republican	391
Registered Voters - Nonpartisan	0
Ballots Cast - Total	130
Ballots Cast - Republican	130
Ballots Cast - Nonpartisan	0
Ballots Cast - Blank	0
Voter Turnout - Total	33.25%
Voter Turnout - Republican	33.25%
Voter Turnout - Nonpartisan	0.00%

Republican for US Senate

Vote For 1

	TOTAL	VOTE %
JOHN CURTIS	65	51.18%
TRENT STAGGS	38	29.92%
BRAD WILSON	19	14.96%
JASON J. WALTON	5	3.94%
Total Votes Cast	127	100.00%

Republican for US House 3

Vote For 1

	TOTAL	VOTE %
MIKE KENNEDY	49	39.20%
CASE LAWRENCE	37	29.60%
STEWART PEAY	20	16.00%
JOHN "FRUGAL" DOUGALL	12	9.60%
JR BIRD	7	5.60%
Total Votes Cast	125	100.00%

OR323

Republican for Governor

Vote For 1

	TOTAL	VOTE %
SPENCER J. COX DEIDRE M.	82	63.57%
PHIL LYMAN NATALIE CLAWSON	47	36.43%
Total Votes Cast	129	100.00%

Republican for Attorney General

Vote For 1

	TOTAL	VOTE %
DEREK BROWN	55	44.72%
RACHEL TERRY	46	37.40%
FRANK DEMCY MYLAR	22	17.89%
Total Votes Cast	123	100.00%

Republican for State Auditor

Vote For 1

	TOTAL	VOTE %
TINA CANNON	66	54.10%
RICKY HATCH	56	45.90%
Total Votes Cast	122	100.00%

OR324

STATISTICS

	TOTAL
Registered Voters - Total	469
Registered Voters - Republican	469
Registered Voters - Nonpartisan	0
Ballots Cast - Total	186
Ballots Cast - Republican	186
Ballots Cast - Nonpartisan	0
Ballots Cast - Blank	0
Voter Turnout - Total	39.66%
Voter Turnout - Republican	39.66%
Voter Turnout - Nonpartisan	0.00%

Republican for US Senate

Vote For 1

	TOTAL	VOTE %
JOHN CURTIS	110	59.78%
TRENT STAGGS	45	24.46%
BRAD WILSON	18	9.78%
JASON J. WALTON	11	5.98%
Total Votes Cast	184	100.00%

Republican for US House 3

Vote For 1

	TOTAL	VOTE %
MIKE KENNEDY	63	34.43%
CASE LAWRENCE	49	26.78%
JR BIRD	25	13.66%
STEWART PEAY	24	13.11%
JOHN "FRUGAL" DOUGALL	22	12.02%
Total Votes Cast	183	100.00%

OR324

Republican for Governor

Vote For 1

	TOTAL	VOTE %
SPENCER J. COX DEIDRE M.	110	60.11%
PHIL LYMAN NATALIE CLAWSON	73	39.89%
Total Votes Cast	183	100.00%

Republican for Attorney General

Vote For 1

	TOTAL	VOTE %
DEREK BROWN	87	48.07%
RACHEL TERRY	59	32.60%
FRANK DEMCY MYLAR	35	19.34%
Total Votes Cast	181	100.00%

Republican for State Auditor

Vote For 1

	TOTAL	VOTE %
TINA CANNON	88	50.29%
RICKY HATCH	87	49.71%
Total Votes Cast	175	100.00%

OR326

STATISTICS

	TOTAL
Registered Voters - Total	396
Registered Voters - Republican	396
Registered Voters - Nonpartisan	0
Ballots Cast - Total	146
Ballots Cast - Republican	146
Ballots Cast - Nonpartisan	0
Ballots Cast - Blank	0
Voter Turnout - Total	36.87%
Voter Turnout - Republican	36.87%
Voter Turnout - Nonpartisan	0.00%

Republican for US Senate

Vote For 1

	TOTAL	VOTE %
JOHN CURTIS	66	45.83%
TRENT STAGGS	45	31.25%
BRAD WILSON	22	15.28%
JASON J. WALTON	11	7.64%
Total Votes Cast	144	100.00%

Republican for US House 3

Vote For 1

	TOTAL	VOTE %
MIKE KENNEDY	69	49.64%
CASE LAWRENCE	33	23.74%
STEWART PEAY	20	14.39%
JR BIRD	10	7.19%
JOHN "FRUGAL" DOUGALL	7	5.04%
Total Votes Cast	139	100.00%

OR326

Republican for Governor

Vote For 1

	TOTAL	VOTE %
SPENCER J. COX DEIDRE M.	73	50.69%
PHIL LYMAN NATALIE CLAWSON	71	49.31%
Total Votes Cast	144	100.00%

Republican for Attorney General

Vote For 1

	TOTAL	VOTE %
DEREK BROWN	55	39.86%
FRANK DEMCY MYLAR	42	30.43%
RACHEL TERRY	41	29.71%
Total Votes Cast	138	100.00%

Republican for State Auditor

Vote For 1

	TOTAL	VOTE %
TINA CANNON	81	61.83%
RICKY HATCH	50	38.17%
Total Votes Cast	131	100.00%

OR327

STATISTICS

	TOTAL
Registered Voters - Total	404
Registered Voters - Republican	404
Registered Voters - Nonpartisan	0
Ballots Cast - Total	171
Ballots Cast - Republican	171
Ballots Cast - Nonpartisan	0
Ballots Cast - Blank	0
Voter Turnout - Total	42.33%
Voter Turnout - Republican	42.33%
Voter Turnout - Nonpartisan	0.00%

Republican for US Senate

Vote For 1

	TOTAL	VOTE %
JOHN CURTIS	105	62.13%
TRENT STAGGS	35	20.71%
BRAD WILSON	20	11.83%
JASON J. WALTON	9	5.33%
Total Votes Cast	169	100.00%

Republican for US House 3

Vote For 1

	TOTAL	VOTE %
MIKE KENNEDY	62	37.35%
CASE LAWRENCE	48	28.92%
JOHN "FRUGAL" DOUGALL	25	15.06%
STEWART PEAY	18	10.84%
JR BIRD	13	7.83%
Total Votes Cast	166	100.00%

OR327

Republican for Governor

Vote For 1

	TOTAL	VOTE %
SPENCER J. COX DEIDRE M.	96	56.14%
PHIL LYMAN NATALIE CLAWSON	75	43.86%
Total Votes Cast	171	100.00%

Republican for Attorney General

Vote For 1

	TOTAL	VOTE %
DEREK BROWN	77	47.53%
RACHEL TERRY	52	32.10%
FRANK DEMCY MYLAR	33	20.37%
Total Votes Cast	162	100.00%

Republican for State Auditor

Vote For 1

	TOTAL	VOTE %
TINA CANNON	102	64.56%
RICKY HATCH	56	35.44%
Total Votes Cast	158	100.00%

OR328

STATISTICS

	TOTAL
Registered Voters - Total	386
Registered Voters - Republican	386
Registered Voters - Nonpartisan	0
Ballots Cast - Total	232
Ballots Cast - Republican	232
Ballots Cast - Nonpartisan	0
Ballots Cast - Blank	0
Voter Turnout - Total	60.10%
Voter Turnout - Republican	60.10%
Voter Turnout - Nonpartisan	0.00%

Republican for US Senate

Vote For 1

	TOTAL	VOTE %
JOHN CURTIS	123	53.25%
TRENT STAGGS	55	23.81%
BRAD WILSON	34	14.72%
JASON J. WALTON	19	8.23%
Total Votes Cast	231	100.00%

Republican for US House 3

Vote For 1

	TOTAL	VOTE %
MIKE KENNEDY	89	38.70%
CASE LAWRENCE	76	33.04%
STEWART PEAY	30	13.04%
JOHN "FRUGAL" DOUGALL	19	8.26%
JR BIRD	16	6.96%
Total Votes Cast	230	100.00%

OR328

Republican for Governor

Vote For 1

	TOTAL	VOTE %
SPENCER J. COX DEIDRE M.	136	58.62%
PHIL LYMAN NATALIE CLAWSON	96	41.38%
Total Votes Cast	232	100.00%

Republican for Attorney General

Vote For 1

	TOTAL	VOTE %
DEREK BROWN	121	53.78%
RACHEL TERRY	56	24.89%
FRANK DEMCY MYLAR	48	21.33%
Total Votes Cast	225	100.00%

Republican for State Auditor

Vote For 1

	TOTAL	VOTE %
TINA CANNON	117	54.93%
RICKY HATCH	96	45.07%
Total Votes Cast	213	100.00%

Republican for State House 58

Vote For 1

	TOTAL	VOTE %
HOLLY SWEETEN	134	58.77%
DAVID SHALLENBERGER	94	41.23%
Total Votes Cast	228	100.00%

OR329

STATISTICS

	TOTAL
Registered Voters - Total	373
Registered Voters - Republican	373
Registered Voters - Nonpartisan	0
Ballots Cast - Total	167
Ballots Cast - Republican	167
Ballots Cast - Nonpartisan	0
Ballots Cast - Blank	1
Voter Turnout - Total	44.77%
Voter Turnout - Republican	44.77%
Voter Turnout - Nonpartisan	0.00%

Republican for US Senate

Vote For 1

	TOTAL	VOTE %
JOHN CURTIS	98	59.39%
TRENT STAGGS	52	31.52%
JASON J. WALTON	9	5.45%
BRAD WILSON	6	3.64%
Total Votes Cast	165	100.00%

Republican for US House 3

Vote For 1

	TOTAL	VOTE %
MIKE KENNEDY	72	44.44%
CASE LAWRENCE	42	25.93%
STEWART PEAY	20	12.35%
JOHN "FRUGAL" DOUGALL	18	11.11%
JR BIRD	10	6.17%
Total Votes Cast	162	100.00%

OR329

Republican for Governor

Vote For 1

	TOTAL	VOTE %
SPENCER J. COX DEIDRE M.	93	56.36%
PHIL LYMAN NATALIE CLAWSON	72	43.64%
Total Votes Cast	165	100.00%

Republican for Attorney General

Vote For 1

	TOTAL	VOTE %
DEREK BROWN	67	41.36%
FRANK DEMCY MYLAR	50	30.86%
RACHEL TERRY	45	27.78%
Total Votes Cast	162	100.00%

Republican for State Auditor

Vote For 1

	TOTAL	VOTE %
TINA CANNON	99	61.11%
RICKY HATCH	63	38.89%
Total Votes Cast	162	100.00%

Republican for State House 58

Vote For 1

	TOTAL	VOTE %
HOLLY SWEETEN	92	56.79%
DAVID SHALLENBERGER	70	43.21%
Total Votes Cast	162	100.00%

OR330

STATISTICS

	TOTAL
Registered Voters - Total	484
Registered Voters - Republican	484
Registered Voters - Nonpartisan	0
Ballots Cast - Total	266
Ballots Cast - Republican	266
Ballots Cast - Nonpartisan	0
Ballots Cast - Blank	0
Voter Turnout - Total	54.96%
Voter Turnout - Republican	54.96%
Voter Turnout - Nonpartisan	0.00%

Republican for US Senate

Vote For 1

	TOTAL	VOTE %
JOHN CURTIS	133	50.57%
TRENT STAGGS	92	34.98%
BRAD WILSON	26	9.89%
JASON J. WALTON	12	4.56%
Total Votes Cast	263	100.00%

Republican for US House 3

Vote For 1

	TOTAL	VOTE %
MIKE KENNEDY	117	44.49%
CASE LAWRENCE	70	26.62%
STEWART PEAY	45	17.11%
JOHN "FRUGAL" DOUGALL	19	7.22%
JR BIRD	12	4.56%
Total Votes Cast	263	100.00%

OR330

Republican for Governor

Vote For 1

	TOTAL	VOTE %
SPENCER J. COX DEIDRE M.	162	61.60%
PHIL LYMAN NATALIE CLAWSON	101	38.40%
Total Votes Cast	263	100.00%

Republican for Attorney General

Vote For 1

	TOTAL	VOTE %
DEREK BROWN	111	43.19%
FRANK DEMCY MYLAR	84	32.68%
RACHEL TERRY	62	24.12%
Total Votes Cast	257	100.00%

Republican for State Auditor

Vote For 1

	TOTAL	VOTE %
TINA CANNON	165	65.74%
RICKY HATCH	86	34.26%
Total Votes Cast	251	100.00%

Republican for State House 58

Vote For 1

	TOTAL	VOTE %
HOLLY SWEETEN	147	56.32%
DAVID SHALLENBERGER	114	43.68%
Total Votes Cast	261	100.00%

OR332

STATISTICS

	TOTAL
Registered Voters - Total	666
Registered Voters - Republican	666
Registered Voters - Nonpartisan	0
Ballots Cast - Total	375
Ballots Cast - Republican	375
Ballots Cast - Nonpartisan	0
Ballots Cast - Blank	1
Voter Turnout - Total	56.31%
Voter Turnout - Republican	56.31%
Voter Turnout - Nonpartisan	0.00%

Republican for US Senate

Vote For 1

	TOTAL	VOTE %
JOHN CURTIS	204	54.84%
TRENT STAGGS	124	33.33%
BRAD WILSON	29	7.80%
JASON J. WALTON	15	4.03%
Total Votes Cast	372	100.00%

Republican for US House 3

Vote For 1

	TOTAL	VOTE %
MIKE KENNEDY	170	46.32%
CASE LAWRENCE	93	25.34%
STEWART PEAY	57	15.53%
JOHN "FRUGAL" DOUGALL	27	7.36%
JR BIRD	20	5.45%
Total Votes Cast	367	100.00%

OR332

Republican for Governor

Vote For 1

	TOTAL	VOTE %
SPENCER J. COX DEIDRE M.	208	55.76%
PHIL LYMAN NATALIE CLAWSON	165	44.24%
Total Votes Cast	373	100.00%

Republican for Attorney General

Vote For 1

	TOTAL	VOTE %
DEREK BROWN	159	43.68%
FRANK DEMCY MYLAR	104	28.57%
RACHEL TERRY	101	27.75%
Total Votes Cast	364	100.00%

Republican for State Auditor

Vote For 1

	TOTAL	VOTE %
TINA CANNON	209	60.23%
RICKY HATCH	138	39.77%
Total Votes Cast	347	100.00%

Republican for State House 58

Vote For 1

	TOTAL	VOTE %
HOLLY SWEETEN	229	62.74%
DAVID SHALLENBERGER	136	37.26%
Total Votes Cast	365	100.00%

OR333

STATISTICS

	TOTAL
Registered Voters - Total	626
Registered Voters - Republican	626
Registered Voters - Nonpartisan	0
Ballots Cast - Total	342
Ballots Cast - Republican	342
Ballots Cast - Nonpartisan	0
Ballots Cast - Blank	0
Voter Turnout - Total	54.63%
Voter Turnout - Republican	54.63%
Voter Turnout - Nonpartisan	0.00%

Republican for US Senate

Vote For 1

	TOTAL	VOTE %
JOHN CURTIS	216	63.34%
TRENT STAGGS	79	23.17%
BRAD WILSON	25	7.33%
JASON J. WALTON	21	6.16%
Total Votes Cast	341	100.00%

Republican for US House 3

Vote For 1

	TOTAL	VOTE %
MIKE KENNEDY	116	34.83%
STEWART PEAY	95	28.53%
CASE LAWRENCE	92	27.63%
JOHN "FRUGAL" DOUGALL	21	6.31%
JR BIRD	9	2.70%
Total Votes Cast	333	100.00%

OR333

Republican for Governor

Vote For 1

	TOTAL	VOTE %
SPENCER J. COX DEIDRE M.	229	66.96%
PHIL LYMAN NATALIE CLAWSON	113	33.04%
Total Votes Cast	342	100.00%

Republican for Attorney General

Vote For 1

	TOTAL	VOTE %
DEREK BROWN	181	55.35%
RACHEL TERRY	81	24.77%
FRANK DEMCY MYLAR	65	19.88%
Total Votes Cast	327	100.00%

Republican for State Auditor

Vote For 1

	TOTAL	VOTE %
TINA CANNON	175	55.91%
RICKY HATCH	138	44.09%
Total Votes Cast	313	100.00%

Republican for State House 58

Vote For 1

	TOTAL	VOTE %
DAVID SHALLENBERGER	216	65.06%
HOLLY SWEETEN	116	34.94%
Total Votes Cast	332	100.00%

OR334

STATISTICS

	TOTAL
Registered Voters - Total	453
Registered Voters - Republican	453
Registered Voters - Nonpartisan	0
Ballots Cast - Total	241
Ballots Cast - Republican	241
Ballots Cast - Nonpartisan	0
Ballots Cast - Blank	0
Voter Turnout - Total	53.20%
Voter Turnout - Republican	53.20%
Voter Turnout - Nonpartisan	0.00%

Republican for US Senate

Vote For 1

	TOTAL	VOTE %
JOHN CURTIS	130	54.17%
TRENT STAGGS	62	25.83%
BRAD WILSON	32	13.33%
JASON J. WALTON	16	6.67%
Total Votes Cast	240	100.00%

Republican for US House 3

Vote For 1

	TOTAL	VOTE %
MIKE KENNEDY	112	47.26%
STEWART PEAY	55	23.21%
CASE LAWRENCE	49	20.68%
JR BIRD	14	5.91%
JOHN "FRUGAL" DOUGALL	7	2.95%
Total Votes Cast	237	100.00%

OR334

Republican for Governor

Vote For 1

	TOTAL	VOTE %
SPENCER J. COX DEIDRE M.	144	60.00%
PHIL LYMAN NATALIE CLAWSON	96	40.00%
Total Votes Cast	240	100.00%

Republican for Attorney General

Vote For 1

	TOTAL	VOTE %
DEREK BROWN	119	51.29%
RACHEL TERRY	67	28.88%
FRANK DEMCY MYLAR	46	19.83%
Total Votes Cast	232	100.00%

Republican for State Auditor

Vote For 1

	TOTAL	VOTE %
TINA CANNON	128	56.14%
RICKY HATCH	100	43.86%
Total Votes Cast	228	100.00%

OR335

STATISTICS

	TOTAL
Registered Voters - Total	650
Registered Voters - Republican	650
Registered Voters - Nonpartisan	0
Ballots Cast - Total	323
Ballots Cast - Republican	323
Ballots Cast - Nonpartisan	0
Ballots Cast - Blank	0
Voter Turnout - Total	49.69%
Voter Turnout - Republican	49.69%
Voter Turnout - Nonpartisan	0.00%

Republican for US Senate

Vote For 1

	TOTAL	VOTE %
JOHN CURTIS	155	48.14%
TRENT STAGGS	109	33.85%
BRAD WILSON	40	12.42%
JASON J. WALTON	18	5.59%
Total Votes Cast	322	100.00%

Republican for US House 3

Vote For 1

	TOTAL	VOTE %
MIKE KENNEDY	133	42.36%
CASE LAWRENCE	88	28.03%
STEWART PEAY	42	13.38%
JOHN "FRUGAL" DOUGALL	26	8.28%
JR BIRD	25	7.96%
Total Votes Cast	314	100.00%

OR335

Republican for Governor

Vote For 1

	TOTAL	VOTE %
SPENCER J. COX DEIDRE M.	175	54.18%
PHIL LYMAN NATALIE CLAWSON	148	45.82%
Total Votes Cast	323	100.00%

Republican for Attorney General

Vote For 1

	TOTAL	VOTE %
DEREK BROWN	131	43.52%
RACHEL TERRY	90	29.90%
FRANK DEMCY MYLAR	80	26.58%
Total Votes Cast	301	100.00%

Republican for State Auditor

Vote For 1

	TOTAL	VOTE %
TINA CANNON	166	56.46%
RICKY HATCH	128	43.54%
Total Votes Cast	294	100.00%

OR336

STATISTICS

	TOTAL
Registered Voters - Total	682
Registered Voters - Republican	682
Registered Voters - Nonpartisan	0
Ballots Cast - Total	314
Ballots Cast - Republican	314
Ballots Cast - Nonpartisan	0
Ballots Cast - Blank	0
Voter Turnout - Total	46.04%
Voter Turnout - Republican	46.04%
Voter Turnout - Nonpartisan	0.00%

Republican for US Senate

Vote For 1

	TOTAL	VOTE %
JOHN CURTIS	159	50.96%
TRENT STAGGS	120	38.46%
BRAD WILSON	22	7.05%
JASON J. WALTON	11	3.53%
Total Votes Cast	312	100.00%

Republican for US House 3

Vote For 1

	TOTAL	VOTE %
MIKE KENNEDY	153	49.51%
CASE LAWRENCE	70	22.65%
STEWART PEAY	49	15.86%
JOHN "FRUGAL" DOUGALL	22	7.12%
JR BIRD	15	4.85%
Total Votes Cast	309	100.00%

OR336

Republican for Governor

Vote For 1

	TOTAL	VOTE %
SPENCER J. COX DEIDRE M.	161	51.60%
PHIL LYMAN NATALIE CLAWSON	151	48.40%
Total Votes Cast	312	100.00%

Republican for Attorney General

Vote For 1

	TOTAL	VOTE %
FRANK DEMCY MYLAR	104	34.32%
DEREK BROWN	103	33.99%
RACHEL TERRY	96	31.68%
Total Votes Cast	303	100.00%

Republican for State Auditor

Vote For 1

	TOTAL	VOTE %
TINA CANNON	163	55.07%
RICKY HATCH	133	44.93%
Total Votes Cast	296	100.00%

OR337

STATISTICS

	TOTAL
Registered Voters - Total	263
Registered Voters - Republican	263
Registered Voters - Nonpartisan	0
Ballots Cast - Total	141
Ballots Cast - Republican	141
Ballots Cast - Nonpartisan	0
Ballots Cast - Blank	0
Voter Turnout - Total	53.61%
Voter Turnout - Republican	53.61%
Voter Turnout - Nonpartisan	0.00%

Republican for US Senate

Vote For 1

	TOTAL	VOTE %
JOHN CURTIS	79	56.43%
TRENT STAGGS	41	29.29%
JASON J. WALTON	10	7.14%
BRAD WILSON	10	7.14%
Total Votes Cast	140	100.00%

Republican for US House 3

Vote For 1

	TOTAL	VOTE %
MIKE KENNEDY	62	44.93%
STEWART PEAY	29	21.01%
CASE LAWRENCE	25	18.12%
JOHN "FRUGAL" DOUGALL	14	10.14%
JR BIRD	8	5.80%
Total Votes Cast	138	100.00%

OR337

Republican for Governor

Vote For 1

	TOTAL	VOTE %
SPENCER J. COX DEIDRE M.	74	52.48%
PHIL LYMAN NATALIE CLAWSON	67	47.52%
Total Votes Cast	141	100.00%

Republican for Attorney General

Vote For 1

	TOTAL	VOTE %
DEREK BROWN	55	40.44%
FRANK DEMCY MYLAR	50	36.76%
RACHEL TERRY	31	22.79%
Total Votes Cast	136	100.00%

Republican for State Auditor

Vote For 1

	TOTAL	VOTE %
TINA CANNON	79	60.77%
RICKY HATCH	51	39.23%
Total Votes Cast	130	100.00%

OR338

STATISTICS

	TOTAL
Registered Voters - Total	561
Registered Voters - Republican	561
Registered Voters - Nonpartisan	0
Ballots Cast - Total	280
Ballots Cast - Republican	280
Ballots Cast - Nonpartisan	0
Ballots Cast - Blank	0
Voter Turnout - Total	49.91%
Voter Turnout - Republican	49.91%
Voter Turnout - Nonpartisan	0.00%

Republican for US Senate

Vote For 1

	TOTAL	VOTE %
JOHN CURTIS	161	57.50%
TRENT STAGGS	73	26.07%
BRAD WILSON	35	12.50%
JASON J. WALTON	11	3.93%
Total Votes Cast	280	100.00%

Republican for US House 3

Vote For 1

	TOTAL	VOTE %
MIKE KENNEDY	101	37.13%
CASE LAWRENCE	93	34.19%
STEWART PEAY	29	10.66%
JR BIRD	28	10.29%
JOHN "FRUGAL" DOUGALL	21	7.72%
Total Votes Cast	272	100.00%

OR338

Republican for Governor

Vote For 1

	TOTAL	VOTE %
SPENCER J. COX DEIDRE M.	168	60.22%
PHIL LYMAN NATALIE CLAWSON	111	39.78%
Total Votes Cast	279	100.00%

Republican for Attorney General

Vote For 1

	TOTAL	VOTE %
DEREK BROWN	146	53.87%
FRANK DEMCY MYLAR	64	23.62%
RACHEL TERRY	61	22.51%
Total Votes Cast	271	100.00%

Republican for State Auditor

Vote For 1

	TOTAL	VOTE %
TINA CANNON	166	64.34%
RICKY HATCH	92	35.66%
Total Votes Cast	258	100.00%

OR340

STATISTICS

	TOTAL
Registered Voters - Total	201
Registered Voters - Republican	201
Registered Voters - Nonpartisan	0
Ballots Cast - Total	65
Ballots Cast - Republican	65
Ballots Cast - Nonpartisan	0
Ballots Cast - Blank	0
Voter Turnout - Total	32.34%
Voter Turnout - Republican	32.34%
Voter Turnout - Nonpartisan	0.00%

Republican for US Senate

Vote For 1

	TOTAL	VOTE %
JOHN CURTIS	28	43.75%
TRENT STAGGS	27	42.19%
BRAD WILSON	6	9.38%
JASON J. WALTON	3	4.69%
Total Votes Cast	64	100.00%

Republican for US House 3

Vote For 1

	TOTAL	VOTE %
MIKE KENNEDY	25	40.32%
CASE LAWRENCE	15	24.19%
JR BIRD	12	19.35%
JOHN "FRUGAL" DOUGALL	10	16.13%
STEWART PEAY	0	0.00%
Total Votes Cast	62	100.00%

OR340

Republican for Governor

Vote For 1

	TOTAL	VOTE %
PHIL LYMAN NATALIE CLAWSON	43	66.15%
SPENCER J. COX DEIDRE M.	22	33.85%
Total Votes Cast	65	100.00%

Republican for Attorney General

Vote For 1

	TOTAL	VOTE %
DEREK BROWN	29	47.54%
FRANK DEMCY MYLAR	23	37.70%
RACHEL TERRY	9	14.75%
Total Votes Cast	61	100.00%

Republican for State Auditor

Vote For 1

	TOTAL	VOTE %
TINA CANNON	33	56.90%
RICKY HATCH	25	43.10%
Total Votes Cast	58	100.00%

OR341

STATISTICS

	TOTAL
Registered Voters - Total	599
Registered Voters - Republican	599
Registered Voters - Nonpartisan	0
Ballots Cast - Total	222
Ballots Cast - Republican	222
Ballots Cast - Nonpartisan	0
Ballots Cast - Blank	0
Voter Turnout - Total	37.06%
Voter Turnout - Republican	37.06%
Voter Turnout - Nonpartisan	0.00%

Republican for US Senate

Vote For 1

	TOTAL	VOTE %
JOHN CURTIS	112	50.45%
TRENT STAGGS	79	35.59%
BRAD WILSON	21	9.46%
JASON J. WALTON	10	4.50%
Total Votes Cast	222	100.00%

Republican for US House 3

Vote For 1

	TOTAL	VOTE %
MIKE KENNEDY	106	48.40%
CASE LAWRENCE	54	24.66%
STEWART PEAY	32	14.61%
JOHN "FRUGAL" DOUGALL	20	9.13%
JR BIRD	7	3.20%
Total Votes Cast	219	100.00%

OR341

Republican for Governor

Vote For 1

	TOTAL	VOTE %
PHIL LYMAN NATALIE CLAWSON	111	50.23%
SPENCER J. COX DEIDRE M.	110	49.77%
Total Votes Cast	221	100.00%

Republican for Attorney General

Vote For 1

	TOTAL	VOTE %
FRANK DEMCY MYLAR	79	36.41%
RACHEL TERRY	77	35.48%
DEREK BROWN	61	28.11%
Total Votes Cast	217	100.00%

Republican for State Auditor

Vote For 1

	TOTAL	VOTE %
TINA CANNON	137	64.02%
RICKY HATCH	77	35.98%
Total Votes Cast	214	100.00%

OR342

STATISTICS

	TOTAL
Registered Voters - Total	350
Registered Voters - Republican	350
Registered Voters - Nonpartisan	0
Ballots Cast - Total	128
Ballots Cast - Republican	128
Ballots Cast - Nonpartisan	0
Ballots Cast - Blank	0
Voter Turnout - Total	36.57%
Voter Turnout - Republican	36.57%
Voter Turnout - Nonpartisan	0.00%

Republican for US Senate

Vote For 1

	TOTAL	VOTE %
JOHN CURTIS	63	49.22%
TRENT STAGGS	39	30.47%
JASON J. WALTON	14	10.94%
BRAD WILSON	12	9.38%
Total Votes Cast	128	100.00%

Republican for US House 3

Vote For 1

	TOTAL	VOTE %
MIKE KENNEDY	41	32.80%
CASE LAWRENCE	39	31.20%
STEWART PEAY	23	18.40%
JR BIRD	14	11.20%
JOHN "FRUGAL" DOUGALL	8	6.40%
Total Votes Cast	125	100.00%

OR342

Republican for Governor

Vote For 1

	TOTAL	VOTE %
SPENCER J. COX DEIDRE M.	75	59.06%
PHIL LYMAN NATALIE CLAWSON	52	40.94%
Total Votes Cast	127	100.00%

Republican for Attorney General

Vote For 1

	TOTAL	VOTE %
DEREK BROWN	58	46.77%
RACHEL TERRY	37	29.84%
FRANK DEMCY MYLAR	29	23.39%
Total Votes Cast	124	100.00%

Republican for State Auditor

Vote For 1

	TOTAL	VOTE %
TINA CANNON	82	67.77%
RICKY HATCH	39	32.23%
Total Votes Cast	121	100.00%

OR344

STATISTICS

	TOTAL
Registered Voters - Total	639
Registered Voters - Republican	639
Registered Voters - Nonpartisan	0
Ballots Cast - Total	339
Ballots Cast - Republican	339
Ballots Cast - Nonpartisan	0
Ballots Cast - Blank	0
Voter Turnout - Total	53.05%
Voter Turnout - Republican	53.05%
Voter Turnout - Nonpartisan	0.00%

Republican for US Senate

Vote For 1

	TOTAL	VOTE %
JOHN CURTIS	185	54.90%
TRENT STAGGS	113	33.53%
BRAD WILSON	27	8.01%
JASON J. WALTON	12	3.56%
Total Votes Cast	337	100.00%

Republican for US House 3

Vote For 1

	TOTAL	VOTE %
MIKE KENNEDY	146	44.38%
CASE LAWRENCE	74	22.49%
STEWART PEAY	58	17.63%
JR BIRD	26	7.90%
JOHN "FRUGAL" DOUGALL	25	7.60%
Total Votes Cast	329	100.00%

OR344

Republican for Governor

Vote For 1

	TOTAL	VOTE %
SPENCER J. COX DEIDRE M.	179	52.96%
PHIL LYMAN NATALIE CLAWSON	159	47.04%
Total Votes Cast	338	100.00%

Republican for Attorney General

Vote For 1

	TOTAL	VOTE %
DEREK BROWN	150	47.17%
FRANK DEMCY MYLAR	96	30.19%
RACHEL TERRY	72	22.64%
Total Votes Cast	318	100.00%

Republican for State Auditor

Vote For 1

	TOTAL	VOTE %
TINA CANNON	180	59.21%
RICKY HATCH	124	40.79%
Total Votes Cast	304	100.00%

OR345

STATISTICS

	TOTAL
Registered Voters - Total	741
Registered Voters - Republican	741
Registered Voters - Nonpartisan	0
Ballots Cast - Total	434
Ballots Cast - Republican	434
Ballots Cast - Nonpartisan	0
Ballots Cast - Blank	0
Voter Turnout - Total	58.57%
Voter Turnout - Republican	58.57%
Voter Turnout - Nonpartisan	0.00%

Republican for US Senate

Vote For 1

	TOTAL	VOTE %
JOHN CURTIS	257	60.19%
TRENT STAGGS	116	27.17%
BRAD WILSON	29	6.79%
JASON J. WALTON	25	5.85%
Total Votes Cast	427	100.00%

Republican for US House 3

Vote For 1

	TOTAL	VOTE %
MIKE KENNEDY	163	38.63%
CASE LAWRENCE	105	24.88%
STEWART PEAY	97	22.99%
JR BIRD	32	7.58%
JOHN "FRUGAL" DOUGALL	25	5.92%
Total Votes Cast	422	100.00%

OR345

Republican for Governor

Vote For 1

	TOTAL	VOTE %
SPENCER J. COX DEIDRE M.	249	57.37%
PHIL LYMAN NATALIE CLAWSON	185	42.63%
Total Votes Cast	434	100.00%

Republican for Attorney General

Vote For 1

	TOTAL	VOTE %
DEREK BROWN	196	47.80%
RACHEL TERRY	114	27.80%
FRANK DEMCY MYLAR	100	24.39%
Total Votes Cast	410	100.00%

Republican for State Auditor

Vote For 1

	TOTAL	VOTE %
TINA CANNON	211	53.83%
RICKY HATCH	181	46.17%
Total Votes Cast	392	100.00%

OR346

STATISTICS

	TOTAL
Registered Voters - Total	436
Registered Voters - Republican	436
Registered Voters - Nonpartisan	0
Ballots Cast - Total	151
Ballots Cast - Republican	151
Ballots Cast - Nonpartisan	0
Ballots Cast - Blank	0
Voter Turnout - Total	34.63%
Voter Turnout - Republican	34.63%
Voter Turnout - Nonpartisan	0.00%

Republican for US Senate

Vote For 1

	TOTAL	VOTE %
JOHN CURTIS	77	51.33%
TRENT STAGGS	46	30.67%
JASON J. WALTON	14	9.33%
BRAD WILSON	13	8.67%
Total Votes Cast	150	100.00%

Republican for US House 3

Vote For 1

	TOTAL	VOTE %
MIKE KENNEDY	72	48.65%
CASE LAWRENCE	33	22.30%
JOHN "FRUGAL" DOUGALL	19	12.84%
STEWART PEAY	17	11.49%
JR BIRD	7	4.73%
Total Votes Cast	148	100.00%

OR346

Republican for Governor

Vote For 1

	TOTAL	VOTE %
SPENCER J. COX DEIDRE M.	85	56.67%
PHIL LYMAN NATALIE CLAWSON	65	43.33%
Total Votes Cast	150	100.00%

Republican for Attorney General

Vote For 1

	TOTAL	VOTE %
DEREK BROWN	60	40.54%
RACHEL TERRY	52	35.14%
FRANK DEMCY MYLAR	36	24.32%
Total Votes Cast	148	100.00%

Republican for State Auditor

Vote For 1

	TOTAL	VOTE %
TINA CANNON	97	66.90%
RICKY HATCH	48	33.10%
Total Votes Cast	145	100.00%

OR348

STATISTICS

	TOTAL
Registered Voters - Total	539
Registered Voters - Republican	539
Registered Voters - Nonpartisan	0
Ballots Cast - Total	289
Ballots Cast - Republican	289
Ballots Cast - Nonpartisan	0
Ballots Cast - Blank	0
Voter Turnout - Total	53.62%
Voter Turnout - Republican	53.62%
Voter Turnout - Nonpartisan	0.00%

Republican for US Senate

Vote For 1

	TOTAL	VOTE %
JOHN CURTIS	190	65.97%
TRENT STAGGS	65	22.57%
JASON J. WALTON	17	5.90%
BRAD WILSON	16	5.56%
Total Votes Cast	288	100.00%

Republican for US House 3

Vote For 1

	TOTAL	VOTE %
MIKE KENNEDY	132	46.48%
CASE LAWRENCE	70	24.65%
STEWART PEAY	49	17.25%
JR BIRD	17	5.99%
JOHN "FRUGAL" DOUGALL	16	5.63%
Total Votes Cast	284	100.00%

OR348

Republican for Governor

Vote For 1

	TOTAL	VOTE %
SPENCER J. COX DEIDRE M.	175	60.55%
PHIL LYMAN NATALIE CLAWSON	114	39.45%
Total Votes Cast	289	100.00%

Republican for Attorney General

Vote For 1

	TOTAL	VOTE %
DEREK BROWN	132	47.48%
RACHEL TERRY	95	34.17%
FRANK DEMCY MYLAR	51	18.35%
Total Votes Cast	278	100.00%

Republican for State Auditor

Vote For 1

	TOTAL	VOTE %
TINA CANNON	153	56.04%
RICKY HATCH	120	43.96%
Total Votes Cast	273	100.00%

OR349

STATISTICS

	TOTAL
Registered Voters - Total	550
Registered Voters - Republican	550
Registered Voters - Nonpartisan	0
Ballots Cast - Total	250
Ballots Cast - Republican	250
Ballots Cast - Nonpartisan	0
Ballots Cast - Blank	0
Voter Turnout - Total	45.45%
Voter Turnout - Republican	45.45%
Voter Turnout - Nonpartisan	0.00%

Republican for US Senate

Vote For 1

	TOTAL	VOTE %
JOHN CURTIS	156	62.65%
TRENT STAGGS	67	26.91%
JASON J. WALTON	13	5.22%
BRAD WILSON	13	5.22%
Total Votes Cast	249	100.00%

Republican for US House 3

Vote For 1

	TOTAL	VOTE %
MIKE KENNEDY	90	36.73%
CASE LAWRENCE	58	23.67%
STEWART PEAY	49	20.00%
JOHN "FRUGAL" DOUGALL	26	10.61%
JR BIRD	22	8.98%
Total Votes Cast	245	100.00%

OR349

Republican for Governor

Vote For 1

	TOTAL	VOTE %
SPENCER J. COX DEIDRE M.	160	64.00%
PHIL LYMAN NATALIE CLAWSON	90	36.00%
Total Votes Cast	250	100.00%

Republican for Attorney General

Vote For 1

	TOTAL	VOTE %
DEREK BROWN	109	45.99%
RACHEL TERRY	72	30.38%
FRANK DEMCY MYLAR	56	23.63%
Total Votes Cast	237	100.00%

Republican for State Auditor

Vote For 1

	TOTAL	VOTE %
TINA CANNON	134	56.54%
RICKY HATCH	103	43.46%
Total Votes Cast	237	100.00%

OR350

STATISTICS

	TOTAL
Registered Voters - Total	818
Registered Voters - Republican	818
Registered Voters - Nonpartisan	0
Ballots Cast - Total	468
Ballots Cast - Republican	468
Ballots Cast - Nonpartisan	0
Ballots Cast - Blank	0
Voter Turnout - Total	57.21%
Voter Turnout - Republican	57.21%
Voter Turnout - Nonpartisan	0.00%

Republican for US Senate

Vote For 1

	TOTAL	VOTE %
JOHN CURTIS	254	54.86%
TRENT STAGGS	145	31.32%
BRAD WILSON	36	7.78%
JASON J. WALTON	28	6.05%
Total Votes Cast	463	100.00%

Republican for US House 3

Vote For 1

	TOTAL	VOTE %
MIKE KENNEDY	176	38.18%
CASE LAWRENCE	129	27.98%
STEWART PEAY	113	24.51%
JOHN "FRUGAL" DOUGALL	26	5.64%
JR BIRD	17	3.69%
Total Votes Cast	461	100.00%

OR350

Republican for Governor

Vote For 1

	TOTAL	VOTE %
SPENCER J. COX DEIDRE M.	236	50.54%
PHIL LYMAN NATALIE CLAWSON	231	49.46%
Total Votes Cast	467	100.00%

Republican for Attorney General

Vote For 1

	TOTAL	VOTE %
DEREK BROWN	213	48.52%
FRANK DEMCY MYLAR	132	30.07%
RACHEL TERRY	94	21.41%
Total Votes Cast	439	100.00%

Republican for State Auditor

Vote For 1

	TOTAL	VOTE %
TINA CANNON	247	59.09%
RICKY HATCH	171	40.91%
Total Votes Cast	418	100.00%

OR352

STATISTICS

	TOTAL
Registered Voters - Total	351
Registered Voters - Republican	351
Registered Voters - Nonpartisan	0
Ballots Cast - Total	153
Ballots Cast - Republican	153
Ballots Cast - Nonpartisan	0
Ballots Cast - Blank	0
Voter Turnout - Total	43.59%
Voter Turnout - Republican	43.59%
Voter Turnout - Nonpartisan	0.00%

Republican for US Senate

Vote For 1

	TOTAL	VOTE %
JOHN CURTIS	85	55.56%
TRENT STAGGS	46	30.07%
BRAD WILSON	13	8.50%
JASON J. WALTON	9	5.88%
Total Votes Cast	153	100.00%

Republican for US House 3

Vote For 1

	TOTAL	VOTE %
MIKE KENNEDY	77	52.03%
CASE LAWRENCE	33	22.30%
STEWART PEAY	23	15.54%
JR BIRD	8	5.41%
JOHN "FRUGAL" DOUGALL	7	4.73%
Total Votes Cast	148	100.00%

OR352

Republican for Governor

Vote For 1

	TOTAL	VOTE %
SPENCER J. COX DEIDRE M.	84	54.90%
PHIL LYMAN NATALIE CLAWSON	69	45.10%
Total Votes Cast	153	100.00%

Republican for Attorney General

Vote For 1

	TOTAL	VOTE %
DEREK BROWN	65	45.45%
RACHEL TERRY	43	30.07%
FRANK DEMCY MYLAR	35	24.48%
Total Votes Cast	143	100.00%

Republican for State Auditor

Vote For 1

	TOTAL	VOTE %
TINA CANNON	85	60.71%
RICKY HATCH	55	39.29%
Total Votes Cast	140	100.00%

OR353

STATISTICS

	TOTAL
Registered Voters - Total	261
Registered Voters - Republican	261
Registered Voters - Nonpartisan	0
Ballots Cast - Total	90
Ballots Cast - Republican	90
Ballots Cast - Nonpartisan	0
Ballots Cast - Blank	0
Voter Turnout - Total	34.48%
Voter Turnout - Republican	34.48%
Voter Turnout - Nonpartisan	0.00%

Republican for US Senate

Vote For 1

	TOTAL	VOTE %
TRENT STAGGS	53	58.89%
JOHN CURTIS	27	30.00%
JASON J. WALTON	9	10.00%
BRAD WILSON	1	1.11%
Total Votes Cast	90	100.00%

Republican for US House 3

Vote For 1

	TOTAL	VOTE %
MIKE KENNEDY	49	56.32%
CASE LAWRENCE	12	13.79%
JR BIRD	10	11.49%
JOHN "FRUGAL" DOUGALL	10	11.49%
STEWART PEAY	6	6.90%
Total Votes Cast	87	100.00%

OR353

Republican for Governor

Vote For 1

	TOTAL	VOTE %
PHIL LYMAN NATALIE CLAWSON	50	55.56%
SPENCER J. COX DEIDRE M.	40	44.44%
Total Votes Cast	90	100.00%

Republican for Attorney General

Vote For 1

	TOTAL	VOTE %
FRANK DEMCY MYLAR	33	40.24%
DEREK BROWN	27	32.93%
RACHEL TERRY	22	26.83%
Total Votes Cast	82	100.00%

Republican for State Auditor

Vote For 1

	TOTAL	VOTE %
TINA CANNON	47	59.49%
RICKY HATCH	32	40.51%
Total Votes Cast	79	100.00%

Republican for State House 61

Vote For 1

	TOTAL	VOTE %
LISA SHEPHERD	63	71.59%
TRAVIS HOBAN	25	28.41%
Total Votes Cast	88	100.00%

OR354

STATISTICS

	TOTAL
Registered Voters - Total	330
Registered Voters - Republican	330
Registered Voters - Nonpartisan	0
Ballots Cast - Total	139
Ballots Cast - Republican	139
Ballots Cast - Nonpartisan	0
Ballots Cast - Blank	0
Voter Turnout - Total	42.12%
Voter Turnout - Republican	42.12%
Voter Turnout - Nonpartisan	0.00%

Republican for US Senate

Vote For 1

	TOTAL	VOTE %
JOHN CURTIS	67	48.20%
TRENT STAGGS	40	28.78%
JASON J. WALTON	16	11.51%
BRAD WILSON	16	11.51%
Total Votes Cast	139	100.00%

Republican for US House 3

Vote For 1

	TOTAL	VOTE %
MIKE KENNEDY	68	49.64%
CASE LAWRENCE	26	18.98%
STEWART PEAY	22	16.06%
JOHN "FRUGAL" DOUGALL	15	10.95%
JR BIRD	6	4.38%
Total Votes Cast	137	100.00%

OR354

Republican for Governor

Vote For 1

	TOTAL	VOTE %
SPENCER J. COX DEIDRE M.	81	58.70%
PHIL LYMAN NATALIE CLAWSON	57	41.30%
Total Votes Cast	138	100.00%

Republican for Attorney General

Vote For 1

	TOTAL	VOTE %
DEREK BROWN	54	41.22%
RACHEL TERRY	41	31.30%
FRANK DEMCY MYLAR	36	27.48%
Total Votes Cast	131	100.00%

Republican for State Auditor

Vote For 1

	TOTAL	VOTE %
TINA CANNON	75	57.25%
RICKY HATCH	56	42.75%
Total Votes Cast	131	100.00%

Republican for State House 61

Vote For 1

	TOTAL	VOTE %
LISA SHEPHERD	92	68.66%
TRAVIS HOBAN	42	31.34%
Total Votes Cast	134	100.00%

OR356

STATISTICS

	TOTAL
Registered Voters - Total	491
Registered Voters - Republican	491
Registered Voters - Nonpartisan	0
Ballots Cast - Total	279
Ballots Cast - Republican	279
Ballots Cast - Nonpartisan	0
Ballots Cast - Blank	0
Voter Turnout - Total	56.82%
Voter Turnout - Republican	56.82%
Voter Turnout - Nonpartisan	0.00%

Republican for US Senate

Vote For 1

	TOTAL	VOTE %
JOHN CURTIS	157	56.47%
TRENT STAGGS	74	26.62%
JASON J. WALTON	24	8.63%
BRAD WILSON	23	8.27%
Total Votes Cast	278	100.00%

Republican for US House 3

Vote For 1

	TOTAL	VOTE %
MIKE KENNEDY	116	42.65%
CASE LAWRENCE	66	24.26%
STEWART PEAY	50	18.38%
JOHN "FRUGAL" DOUGALL	26	9.56%
JR BIRD	14	5.15%
Total Votes Cast	272	100.00%

OR356

Republican for Governor

Vote For 1

	TOTAL	VOTE %
SPENCER J. COX DEIDRE M.	162	58.70%
PHIL LYMAN NATALIE CLAWSON	114	41.30%
Total Votes Cast	276	100.00%

Republican for Attorney General

Vote For 1

	TOTAL	VOTE %
DEREK BROWN	116	44.27%
RACHEL TERRY	88	33.59%
FRANK DEMCY MYLAR	58	22.14%
Total Votes Cast	262	100.00%

Republican for State Auditor

Vote For 1

	TOTAL	VOTE %
TINA CANNON	174	69.32%
RICKY HATCH	77	30.68%
Total Votes Cast	251	100.00%

Republican for State House 61

Vote For 1

	TOTAL	VOTE %
LISA SHEPHERD	163	59.93%
TRAVIS HOBAN	109	40.07%
Total Votes Cast	272	100.00%

OR357

STATISTICS

	TOTAL
Registered Voters - Total	568
Registered Voters - Republican	568
Registered Voters - Nonpartisan	0
Ballots Cast - Total	322
Ballots Cast - Republican	322
Ballots Cast - Nonpartisan	0
Ballots Cast - Blank	0
Voter Turnout - Total	56.69%
Voter Turnout - Republican	56.69%
Voter Turnout - Nonpartisan	0.00%

Republican for US Senate

Vote For 1

	TOTAL	VOTE %
JOHN CURTIS	167	52.02%
TRENT STAGGS	104	32.40%
JASON J. WALTON	31	9.66%
BRAD WILSON	19	5.92%
Total Votes Cast	321	100.00%

Republican for US House 3

Vote For 1

	TOTAL	VOTE %
MIKE KENNEDY	177	56.55%
STEWART PEAY	61	19.49%
CASE LAWRENCE	54	17.25%
JOHN "FRUGAL" DOUGALL	13	4.15%
JR BIRD	8	2.56%
Total Votes Cast	313	100.00%

OR357

Republican for Governor

Vote For 1

	TOTAL	VOTE %
SPENCER J. COX DEIDRE M.	164	51.57%
PHIL LYMAN NATALIE CLAWSON	154	48.43%
Total Votes Cast	318	100.00%

Republican for Attorney General

Vote For 1

	TOTAL	VOTE %
FRANK DEMCY MYLAR	115	37.58%
DEREK BROWN	112	36.60%
RACHEL TERRY	79	25.82%
Total Votes Cast	306	100.00%

Republican for State Auditor

Vote For 1

	TOTAL	VOTE %
TINA CANNON	180	59.60%
RICKY HATCH	122	40.40%
Total Votes Cast	302	100.00%

Republican for State House 61

Vote For 1

	TOTAL	VOTE %
LISA SHEPHERD	204	64.56%
TRAVIS HOBAN	112	35.44%
Total Votes Cast	316	100.00%

OR358

STATISTICS

	TOTAL
Registered Voters - Total	451
Registered Voters - Republican	451
Registered Voters - Nonpartisan	0
Ballots Cast - Total	245
Ballots Cast - Republican	245
Ballots Cast - Nonpartisan	0
Ballots Cast - Blank	0
Voter Turnout - Total	54.32%
Voter Turnout - Republican	54.32%
Voter Turnout - Nonpartisan	0.00%

Republican for US Senate

Vote For 1

	TOTAL	VOTE %
JOHN CURTIS	123	50.20%
TRENT STAGGS	90	36.73%
JASON J. WALTON	17	6.94%
BRAD WILSON	15	6.12%
Total Votes Cast	245	100.00%

Republican for US House 3

Vote For 1

	TOTAL	VOTE %
MIKE KENNEDY	131	55.51%
CASE LAWRENCE	43	18.22%
STEWART PEAY	41	17.37%
JOHN "FRUGAL" DOUGALL	15	6.36%
JR BIRD	6	2.54%
Total Votes Cast	236	100.00%

OR358

Republican for Governor

Vote For 1

	TOTAL	VOTE %
SPENCER J. COX DEIDRE M.	125	51.23%
PHIL LYMAN NATALIE CLAWSON	119	48.77%
Total Votes Cast	244	100.00%

Republican for Attorney General

Vote For 1

	TOTAL	VOTE %
FRANK DEMCY MYLAR	96	40.68%
DEREK BROWN	73	30.93%
RACHEL TERRY	67	28.39%
Total Votes Cast	236	100.00%

Republican for State Auditor

Vote For 1

	TOTAL	VOTE %
TINA CANNON	139	62.05%
RICKY HATCH	85	37.95%
Total Votes Cast	224	100.00%

Republican for State House 61

Vote For 1

	TOTAL	VOTE %
LISA SHEPHERD	152	64.14%
TRAVIS HOBAN	85	35.86%
Total Votes Cast	237	100.00%

OR359

STATISTICS

	TOTAL
Registered Voters - Total	345
Registered Voters - Republican	345
Registered Voters - Nonpartisan	0
Ballots Cast - Total	88
Ballots Cast - Republican	88
Ballots Cast - Nonpartisan	0
Ballots Cast - Blank	0
Voter Turnout - Total	25.51%
Voter Turnout - Republican	25.51%
Voter Turnout - Nonpartisan	0.00%

Republican for US Senate

Vote For 1

	TOTAL	VOTE %
TRENT STAGGS	35	41.67%
JOHN CURTIS	32	38.10%
JASON J. WALTON	14	16.67%
BRAD WILSON	3	3.57%
Total Votes Cast	84	100.00%

Republican for US House 3

Vote For 1

	TOTAL	VOTE %
MIKE KENNEDY	42	50.60%
CASE LAWRENCE	15	18.07%
STEWART PEAY	10	12.05%
JR BIRD	8	9.64%
JOHN "FRUGAL" DOUGALL	8	9.64%
Total Votes Cast	83	100.00%

OR359

Republican for Governor

Vote For 1

	TOTAL	VOTE %
PHIL LYMAN NATALIE CLAWSON	45	52.33%
SPENCER J. COX DEIDRE M.	41	47.67%
Total Votes Cast	86	100.00%

Republican for Attorney General

Vote For 1

	TOTAL	VOTE %
DEREK BROWN	32	38.10%
FRANK DEMCY MYLAR	27	32.14%
RACHEL TERRY	25	29.76%
Total Votes Cast	84	100.00%

Republican for State Auditor

Vote For 1

	TOTAL	VOTE %
RICKY HATCH	42	53.16%
TINA CANNON	37	46.84%
Total Votes Cast	79	100.00%

Republican for State House 61

Vote For 1

	TOTAL	VOTE %
LISA SHEPHERD	54	63.53%
TRAVIS HOBAN	31	36.47%
Total Votes Cast	85	100.00%

OR360

STATISTICS

	TOTAL
Registered Voters - Total	439
Registered Voters - Republican	439
Registered Voters - Nonpartisan	0
Ballots Cast - Total	136
Ballots Cast - Republican	136
Ballots Cast - Nonpartisan	0
Ballots Cast - Blank	0
Voter Turnout - Total	30.98%
Voter Turnout - Republican	30.98%
Voter Turnout - Nonpartisan	0.00%

Republican for US Senate

Vote For 1

	TOTAL	VOTE %
JOHN CURTIS	53	39.85%
TRENT STAGGS	51	38.35%
BRAD WILSON	18	13.53%
JASON J. WALTON	11	8.27%
Total Votes Cast	133	100.00%

Republican for US House 3

Vote For 1

	TOTAL	VOTE %
CASE LAWRENCE	53	38.97%
MIKE KENNEDY	48	35.29%
STEWART PEAY	15	11.03%
JR BIRD	10	7.35%
JOHN "FRUGAL" DOUGALL	10	7.35%
Total Votes Cast	136	100.00%

OR360

Republican for Governor

Vote For 1

	TOTAL	VOTE %
PHIL LYMAN NATALIE CLAWSON	70	51.47%
SPENCER J. COX DEIDRE M.	66	48.53%
Total Votes Cast	136	100.00%

Republican for Attorney General

Vote For 1

	TOTAL	VOTE %
DEREK BROWN	63	47.37%
FRANK DEMCY MYLAR	36	27.07%
RACHEL TERRY	34	25.56%
Total Votes Cast	133	100.00%

Republican for State Auditor

Vote For 1

	TOTAL	VOTE %
TINA CANNON	76	59.38%
RICKY HATCH	52	40.62%
Total Votes Cast	128	100.00%

Republican for State House 61

Vote For 1

	TOTAL	VOTE %
LISA SHEPHERD	81	60.00%
TRAVIS HOBAN	54	40.00%
Total Votes Cast	135	100.00%

OR361

STATISTICS

	TOTAL
Registered Voters - Total	345
Registered Voters - Republican	345
Registered Voters - Nonpartisan	0
Ballots Cast - Total	77
Ballots Cast - Republican	77
Ballots Cast - Nonpartisan	0
Ballots Cast - Blank	0
Voter Turnout - Total	22.32%
Voter Turnout - Republican	22.32%
Voter Turnout - Nonpartisan	0.00%

Republican for US Senate

Vote For 1

	TOTAL	VOTE %
JOHN CURTIS	43	55.84%
TRENT STAGGS	25	32.47%
BRAD WILSON	5	6.49%
JASON J. WALTON	4	5.19%
Total Votes Cast	77	100.00%

Republican for US House 3

Vote For 1

	TOTAL	VOTE %
MIKE KENNEDY	37	48.68%
CASE LAWRENCE	22	28.95%
JOHN "FRUGAL" DOUGALL	8	10.53%
STEWART PEAY	7	9.21%
JR BIRD	2	2.63%
Total Votes Cast	76	100.00%

OR361

Republican for Governor

Vote For 1

	TOTAL	VOTE %
PHIL LYMAN NATALIE CLAWSON	40	51.95%
SPENCER J. COX DEIDRE M.	37	48.05%
Total Votes Cast	77	100.00%

Republican for Attorney General

Vote For 1

	TOTAL	VOTE %
DEREK BROWN	29	38.67%
FRANK DEMCY MYLAR	26	34.67%
RACHEL TERRY	20	26.67%
Total Votes Cast	75	100.00%

Republican for State Auditor

Vote For 1

	TOTAL	VOTE %
RICKY HATCH	41	54.67%
TINA CANNON	34	45.33%
Total Votes Cast	75	100.00%

OR362

STATISTICS

	TOTAL
Registered Voters - Total	530
Registered Voters - Republican	530
Registered Voters - Nonpartisan	0
Ballots Cast - Total	248
Ballots Cast - Republican	248
Ballots Cast - Nonpartisan	0
Ballots Cast - Blank	0
Voter Turnout - Total	46.79%
Voter Turnout - Republican	46.79%
Voter Turnout - Nonpartisan	0.00%

Republican for US Senate

Vote For 1

	TOTAL	VOTE %
JOHN CURTIS	140	57.38%
TRENT STAGGS	71	29.10%
BRAD WILSON	20	8.20%
JASON J. WALTON	13	5.33%
Total Votes Cast	244	100.00%

Republican for US House 3

Vote For 1

	TOTAL	VOTE %
MIKE KENNEDY	96	39.34%
CASE LAWRENCE	67	27.46%
STEWART PEAY	42	17.21%
JOHN "FRUGAL" DOUGALL	22	9.02%
JR BIRD	17	6.97%
Total Votes Cast	244	100.00%

OR362

Republican for Governor

Vote For 1

	TOTAL	VOTE %
SPENCER J. COX DEIDRE M.	135	54.44%
PHIL LYMAN NATALIE CLAWSON	113	45.56%
Total Votes Cast	248	100.00%

Republican for Attorney General

Vote For 1

	TOTAL	VOTE %
DEREK BROWN	109	45.42%
RACHEL TERRY	70	29.17%
FRANK DEMCY MYLAR	61	25.42%
Total Votes Cast	240	100.00%

Republican for State Auditor

Vote For 1

	TOTAL	VOTE %
TINA CANNON	121	51.49%
RICKY HATCH	114	48.51%
Total Votes Cast	235	100.00%

OR363

STATISTICS

	TOTAL
Registered Voters - Total	287
Registered Voters - Republican	287
Registered Voters - Nonpartisan	0
Ballots Cast - Total	101
Ballots Cast - Republican	101
Ballots Cast - Nonpartisan	0
Ballots Cast - Blank	0
Voter Turnout - Total	35.19%
Voter Turnout - Republican	35.19%
Voter Turnout - Nonpartisan	0.00%

Republican for US Senate

Vote For 1

	TOTAL	VOTE %
JOHN CURTIS	47	47.47%
TRENT STAGGS	39	39.39%
BRAD WILSON	11	11.11%
JASON J. WALTON	2	2.02%
Total Votes Cast	99	100.00%

Republican for US House 3

Vote For 1

	TOTAL	VOTE %
MIKE KENNEDY	52	53.06%
CASE LAWRENCE	24	24.49%
STEWART PEAY	16	16.33%
JR BIRD	4	4.08%
JOHN "FRUGAL" DOUGALL	2	2.04%
Total Votes Cast	98	100.00%

OR363

Republican for Governor

Vote For 1

	TOTAL	VOTE %
SPENCER J. COX DEIDRE M.	51	51.00%
PHIL LYMAN NATALIE CLAWSON	49	49.00%
Total Votes Cast	100	100.00%

Republican for Attorney General

Vote For 1

	TOTAL	VOTE %
FRANK DEMCY MYLAR	43	44.79%
RACHEL TERRY	28	29.17%
DEREK BROWN	25	26.04%
Total Votes Cast	96	100.00%

Republican for State Auditor

Vote For 1

	TOTAL	VOTE %
TINA CANNON	68	70.83%
RICKY HATCH	28	29.17%
Total Votes Cast	96	100.00%

PA401

STATISTICS

	TOTAL
Registered Voters - Total	753
Registered Voters - Republican	429
Registered Voters - Nonpartisan	324
Ballots Cast - Total	159
Ballots Cast - Republican	130
Ballots Cast - Nonpartisan	29
Ballots Cast - Blank	0
Voter Turnout - Total	21.12%
Voter Turnout - Republican	30.30%
Voter Turnout - Nonpartisan	8.95%

Republican for US Senate

Vote For 1

	TOTAL	VOTE %
TRENT STAGGS	56	43.41%
JOHN CURTIS	48	37.21%
BRAD WILSON	15	11.63%
JASON J. WALTON	10	7.75%
Total Votes Cast	129	100.00%

Republican for Governor

Vote For 1

	TOTAL	VOTE %
PHIL LYMAN NATALIE CLAWSON	78	60.00%
SPENCER J. COX DEIDRE M.	52	40.00%
Total Votes Cast	130	100.00%

PA401

Republican for Attorney General

Vote For 1

	TOTAL	VOTE %
DEREK BROWN	54	42.52%
FRANK DEMCY MYLAR	42	33.07%
RACHEL TERRY	31	24.41%
Total Votes Cast	127	100.00%

Republican for State Auditor

Vote For 1

	TOTAL	VOTE %
RICKY HATCH	69	55.65%
TINA CANNON	55	44.35%
Total Votes Cast	124	100.00%

Republican for State School Board 13

Vote For 1

	TOTAL	VOTE %
CARI BARTHOLOMEW	76	58.91%
RANDY BOOTHE	53	41.09%
Total Votes Cast	129	100.00%

School Board Nebo 7

Vote For 1

	TOTAL	VOTE %
B. SCOTT WILSON	86	56.21%
CARMA HEIMULI	38	24.84%
JASON V. SLACK	29	18.95%
Total Votes Cast	153	100.00%

PA402

STATISTICS

	TOTAL
Registered Voters - Total	887
Registered Voters - Republican	591
Registered Voters - Nonpartisan	296
Ballots Cast - Total	315
Ballots Cast - Republican	284
Ballots Cast - Nonpartisan	31
Ballots Cast - Blank	0
Voter Turnout - Total	35.51%
Voter Turnout - Republican	48.05%
Voter Turnout - Nonpartisan	10.47%

Republican for US Senate

Vote For 1

	TOTAL	VOTE %
JOHN CURTIS	151	53.36%
TRENT STAGGS	80	28.27%
BRAD WILSON	34	12.01%
JASON J. WALTON	18	6.36%
Total Votes Cast	283	100.00%

Republican for Governor

Vote For 1

	TOTAL	VOTE %
PHIL LYMAN NATALIE CLAWSON	142	50.35%
SPENCER J. COX DEIDRE M.	140	49.65%
Total Votes Cast	282	100.00%

PA402

Republican for Attorney General

Vote For 1

	TOTAL	VOTE %
DEREK BROWN	131	47.99%
RACHEL TERRY	83	30.40%
FRANK DEMCY MYLAR	59	21.61%
Total Votes Cast	273	100.00%

Republican for State Auditor

Vote For 1

	TOTAL	VOTE %
TINA CANNON	141	53.61%
RICKY HATCH	122	46.39%
Total Votes Cast	263	100.00%

Republican for State School Board 13

Vote For 1

	TOTAL	VOTE %
CARI BARTHOLOMEW	149	53.79%
RANDY BOOTHE	128	46.21%
Total Votes Cast	277	100.00%

School Board Nebo 7

Vote For 1

	TOTAL	VOTE %
B. SCOTT WILSON	177	60.82%
CARMA HEIMULI	59	20.27%
JASON V. SLACK	55	18.90%
Total Votes Cast	291	100.00%

PA403

STATISTICS

	TOTAL
Registered Voters - Total	718
Registered Voters - Republican	389
Registered Voters - Nonpartisan	329
Ballots Cast - Total	198
Ballots Cast - Republican	172
Ballots Cast - Nonpartisan	26
Ballots Cast - Blank	0
Voter Turnout - Total	27.58%
Voter Turnout - Republican	44.22%
Voter Turnout - Nonpartisan	7.90%

Republican for US Senate

Vote For 1

	TOTAL	VOTE %
JOHN CURTIS	81	47.65%
TRENT STAGGS	59	34.71%
BRAD WILSON	21	12.35%
JASON J. WALTON	9	5.29%
Total Votes Cast	170	100.00%

Republican for Governor

Vote For 1

	TOTAL	VOTE %
SPENCER J. COX DEIDRE M.	89	51.74%
PHIL LYMAN NATALIE CLAWSON	83	48.26%
Total Votes Cast	172	100.00%

PA403

Republican for Attorney General

Vote For 1

	TOTAL	VOTE %
DEREK BROWN	78	46.99%
FRANK DEMCY MYLAR	44	26.51%
RACHEL TERRY	44	26.51%
Total Votes Cast	166	100.00%

Republican for State Auditor

Vote For 1

	TOTAL	VOTE %
TINA CANNON	92	57.50%
RICKY HATCH	68	42.50%
Total Votes Cast	160	100.00%

Republican for State School Board 13

Vote For 1

	TOTAL	VOTE %
CARI BARTHOLOMEW	85	51.20%
RANDY BOOTHE	81	48.80%
Total Votes Cast	166	100.00%

School Board Nebo 7

Vote For 1

	TOTAL	VOTE %
B. SCOTT WILSON	88	48.62%
CARMA HEIMULI	64	35.36%
JASON V. SLACK	29	16.02%
Total Votes Cast	181	100.00%

PA404

STATISTICS

	TOTAL
Registered Voters - Total	790
Registered Voters - Republican	451
Registered Voters - Nonpartisan	339
Ballots Cast - Total	247
Ballots Cast - Republican	204
Ballots Cast - Nonpartisan	43
Ballots Cast - Blank	0
Voter Turnout - Total	31.27%
Voter Turnout - Republican	45.23%
Voter Turnout - Nonpartisan	12.68%

Republican for US Senate

Vote For 1

	TOTAL	VOTE %
JOHN CURTIS	101	50.00%
TRENT STAGGS	61	30.20%
BRAD WILSON	27	13.37%
JASON J. WALTON	13	6.44%
Total Votes Cast	202	100.00%

Republican for Governor

Vote For 1

	TOTAL	VOTE %
PHIL LYMAN NATALIE CLAWSON	110	54.19%
SPENCER J. COX DEIDRE M.	93	45.81%
Total Votes Cast	203	100.00%

PA404

Republican for Attorney General

Vote For 1

	TOTAL	VOTE %
DEREK BROWN	103	52.28%
FRANK DEMCY MYLAR	53	26.90%
RACHEL TERRY	41	20.81%
Total Votes Cast	197	100.00%

Republican for State Auditor

Vote For 1

	TOTAL	VOTE %
RICKY HATCH	110	57.59%
TINA CANNON	81	42.41%
Total Votes Cast	191	100.00%

Republican for State School Board 13

Vote For 1

	TOTAL	VOTE %
CARI BARTHOLOMEW	106	54.36%
RANDY BOOTHE	89	45.64%
Total Votes Cast	195	100.00%

School Board Nebo 7

Vote For 1

	TOTAL	VOTE %
B. SCOTT WILSON	128	55.90%
CARMA HEIMULI	51	22.27%
JASON V. SLACK	50	21.83%
Total Votes Cast	229	100.00%

PA405

STATISTICS

	TOTAL
Registered Voters - Total	1,104
Registered Voters - Republican	588
Registered Voters - Nonpartisan	516
Ballots Cast - Total	333
Ballots Cast - Republican	282
Ballots Cast - Nonpartisan	51
Ballots Cast - Blank	0
Voter Turnout - Total	30.16%
Voter Turnout - Republican	47.96%
Voter Turnout - Nonpartisan	9.88%

Republican for US Senate

Vote For 1

	TOTAL	VOTE %
JOHN CURTIS	137	49.28%
TRENT STAGGS	90	32.37%
BRAD WILSON	37	13.31%
JASON J. WALTON	14	5.04%
Total Votes Cast	278	100.00%

Republican for Governor

Vote For 1

	TOTAL	VOTE %
PHIL LYMAN NATALIE CLAWSON	141	50.18%
SPENCER J. COX DEIDRE M.	140	49.82%
Total Votes Cast	281	100.00%

PA405

Republican for Attorney General

Vote For 1

	TOTAL	VOTE %
DEREK BROWN	140	52.04%
FRANK DEMCY MYLAR	77	28.62%
RACHEL TERRY	52	19.33%
Total Votes Cast	269	100.00%

Republican for State Auditor

Vote For 1

	TOTAL	VOTE %
TINA CANNON	146	54.89%
RICKY HATCH	120	45.11%
Total Votes Cast	266	100.00%

Republican for State School Board 13

Vote For 1

	TOTAL	VOTE %
CARI BARTHOLOMEW	154	56.83%
RANDY BOOTHE	117	43.17%
Total Votes Cast	271	100.00%

School Board Nebo 7

Vote For 1

	TOTAL	VOTE %
B. SCOTT WILSON	147	47.12%
CARMA HEIMULI	121	38.78%
JASON V. SLACK	44	14.10%
Total Votes Cast	312	100.00%

PA406

STATISTICS

	TOTAL
Registered Voters - Total	458
Registered Voters - Republican	458
Registered Voters - Nonpartisan	0
Ballots Cast - Total	163
Ballots Cast - Republican	163
Ballots Cast - Nonpartisan	0
Ballots Cast - Blank	0
Voter Turnout - Total	35.59%
Voter Turnout - Republican	35.59%
Voter Turnout - Nonpartisan	0.00%

Republican for US Senate

Vote For 1

	TOTAL	VOTE %
JOHN CURTIS	75	46.58%
TRENT STAGGS	55	34.16%
BRAD WILSON	21	13.04%
JASON J. WALTON	10	6.21%
Total Votes Cast	161	100.00%

Republican for Governor

Vote For 1

	TOTAL	VOTE %
PHIL LYMAN NATALIE CLAWSON	84	51.53%
SPENCER J. COX DEIDRE M.	79	48.47%
Total Votes Cast	163	100.00%

PA406

Republican for Attorney General

Vote For 1

	TOTAL	VOTE %
DEREK BROWN	66	41.77%
FRANK DEMCY MYLAR	46	29.11%
RACHEL TERRY	46	29.11%
Total Votes Cast	158	100.00%

Republican for State Auditor

Vote For 1

	TOTAL	VOTE %
TINA CANNON	92	58.60%
RICKY HATCH	65	41.40%
Total Votes Cast	157	100.00%

PA407

STATISTICS

	TOTAL
Registered Voters - Total	877
Registered Voters - Republican	517
Registered Voters - Nonpartisan	360
Ballots Cast - Total	286
Ballots Cast - Republican	242
Ballots Cast - Nonpartisan	44
Ballots Cast - Blank	0
Voter Turnout - Total	32.61%
Voter Turnout - Republican	46.81%
Voter Turnout - Nonpartisan	12.22%

Republican for US Senate

Vote For 1

	TOTAL	VOTE %
JOHN CURTIS	121	51.05%
TRENT STAGGS	67	28.27%
BRAD WILSON	41	17.30%
JASON J. WALTON	8	3.38%
Total Votes Cast	237	100.00%

Republican for Governor

Vote For 1

	TOTAL	VOTE %
SPENCER J. COX DEIDRE M.	120	50.00%
PHIL LYMAN NATALIE CLAWSON	120	50.00%
Total Votes Cast	240	100.00%

PA407

Republican for Attorney General

Vote For 1

	TOTAL	VOTE %
DEREK BROWN	107	46.32%
FRANK DEMCY MYLAR	62	26.84%
RACHEL TERRY	62	26.84%
Total Votes Cast	231	100.00%

Republican for State Auditor

Vote For 1

	TOTAL	VOTE %
TINA CANNON	123	53.95%
RICKY HATCH	105	46.05%
Total Votes Cast	228	100.00%

School Board Nebo 7

Vote For 1

	TOTAL	VOTE %
B. SCOTT WILSON	125	46.30%
CARMA HEIMULI	110	40.74%
JASON V. SLACK	35	12.96%
Total Votes Cast	270	100.00%

PA408

STATISTICS

	TOTAL
Registered Voters - Total	698
Registered Voters - Republican	431
Registered Voters - Nonpartisan	267
Ballots Cast - Total	253
Ballots Cast - Republican	207
Ballots Cast - Nonpartisan	46
Ballots Cast - Blank	0
Voter Turnout - Total	36.25%
Voter Turnout - Republican	48.03%
Voter Turnout - Nonpartisan	17.23%

Republican for US Senate

Vote For 1

	TOTAL	VOTE %
JOHN CURTIS	117	57.64%
TRENT STAGGS	46	22.66%
BRAD WILSON	24	11.82%
JASON J. WALTON	16	7.88%
Total Votes Cast	203	100.00%

Republican for Governor

Vote For 1

	TOTAL	VOTE %
SPENCER J. COX DEIDRE M.	108	52.17%
PHIL LYMAN NATALIE CLAWSON	99	47.83%
Total Votes Cast	207	100.00%

PA408

Republican for Attorney General

Vote For 1

	TOTAL	VOTE %
DEREK BROWN	104	52.26%
RACHEL TERRY	54	27.14%
FRANK DEMCY MYLAR	41	20.60%
Total Votes Cast	199	100.00%

Republican for State Auditor

Vote For 1

	TOTAL	VOTE %
TINA CANNON	100	51.81%
RICKY HATCH	93	48.19%
Total Votes Cast	193	100.00%

School Board Nebo 7

Vote For 1

	TOTAL	VOTE %
B. SCOTT WILSON	103	43.46%
CARMA HEIMULI	69	29.11%
JASON V. SLACK	65	27.43%
Total Votes Cast	237	100.00%

PA409

STATISTICS

	TOTAL
Registered Voters - Total	672
Registered Voters - Republican	377
Registered Voters - Nonpartisan	295
Ballots Cast - Total	222
Ballots Cast - Republican	181
Ballots Cast - Nonpartisan	41
Ballots Cast - Blank	0
Voter Turnout - Total	33.04%
Voter Turnout - Republican	48.01%
Voter Turnout - Nonpartisan	13.90%

Republican for US Senate

Vote For 1

	TOTAL	VOTE %
JOHN CURTIS	75	42.61%
TRENT STAGGS	62	35.23%
BRAD WILSON	23	13.07%
JASON J. WALTON	16	9.09%
Total Votes Cast	176	100.00%

Republican for Governor

Vote For 1

	TOTAL	VOTE %
SPENCER J. COX DEIDRE M.	94	52.51%
PHIL LYMAN NATALIE CLAWSON	85	47.49%
Total Votes Cast	179	100.00%

PA409

Republican for Attorney General

Vote For 1

	TOTAL	VOTE %
RACHEL TERRY	65	39.16%
DEREK BROWN	58	34.94%
FRANK DEMCY MYLAR	43	25.90%
Total Votes Cast	166	100.00%

Republican for State Auditor

Vote For 1

	TOTAL	VOTE %
RICKY HATCH	86	51.19%
TINA CANNON	82	48.81%
Total Votes Cast	168	100.00%

School Board Nebo 7

Vote For 1

	TOTAL	VOTE %
JASON V. SLACK	112	52.58%
B. SCOTT WILSON	57	26.76%
CARMA HEIMULI	44	20.66%
Total Votes Cast	213	100.00%

PA410

STATISTICS

	TOTAL
Registered Voters - Total	1,191
Registered Voters - Republican	745
Registered Voters - Nonpartisan	446
Ballots Cast - Total	424
Ballots Cast - Republican	357
Ballots Cast - Nonpartisan	67
Ballots Cast - Blank	0
Voter Turnout - Total	35.60%
Voter Turnout - Republican	47.92%
Voter Turnout - Nonpartisan	15.02%

Republican for US Senate

Vote For 1

	TOTAL	VOTE %
JOHN CURTIS	171	48.58%
TRENT STAGGS	125	35.51%
JASON J. WALTON	30	8.52%
BRAD WILSON	26	7.39%
Total Votes Cast	352	100.00%

Republican for Governor

Vote For 1

	TOTAL	VOTE %
SPENCER J. COX DEIDRE M.	187	52.97%
PHIL LYMAN NATALIE CLAWSON	166	47.03%
Total Votes Cast	353	100.00%

PA410

Republican for Attorney General

Vote For 1

	TOTAL	VOTE %
DEREK BROWN	156	47.13%
RACHEL TERRY	102	30.82%
FRANK DEMCY MYLAR	73	22.05%
Total Votes Cast	331	100.00%

Republican for State Auditor

Vote For 1

	TOTAL	VOTE %
TINA CANNON	165	51.24%
RICKY HATCH	157	48.76%
Total Votes Cast	322	100.00%

School Board Nebo 7

Vote For 1

	TOTAL	VOTE %
CARMA HEIMULI	196	47.57%
B. SCOTT WILSON	137	33.25%
JASON V. SLACK	79	19.17%
Total Votes Cast	412	100.00%

PA411

STATISTICS

	TOTAL
Registered Voters - Total	762
Registered Voters - Republican	484
Registered Voters - Nonpartisan	278
Ballots Cast - Total	219
Ballots Cast - Republican	193
Ballots Cast - Nonpartisan	26
Ballots Cast - Blank	0
Voter Turnout - Total	28.74%
Voter Turnout - Republican	39.88%
Voter Turnout - Nonpartisan	9.35%

Republican for US Senate

Vote For 1

	TOTAL	VOTE %
JOHN CURTIS	79	42.02%
TRENT STAGGS	76	40.43%
BRAD WILSON	23	12.23%
JASON J. WALTON	10	5.32%
Total Votes Cast	188	100.00%

Republican for Governor

Vote For 1

	TOTAL	VOTE %
SPENCER J. COX DEIDRE M.	102	52.85%
PHIL LYMAN NATALIE CLAWSON	91	47.15%
Total Votes Cast	193	100.00%

PA411

Republican for Attorney General

Vote For 1

	TOTAL	VOTE %
DEREK BROWN	78	43.09%
RACHEL TERRY	54	29.83%
FRANK DEMCY MYLAR	49	27.07%
Total Votes Cast	181	100.00%

Republican for State Auditor

Vote For 1

	TOTAL	VOTE %
TINA CANNON	112	62.92%
RICKY HATCH	66	37.08%
Total Votes Cast	178	100.00%

School Board Nebo 7

Vote For 1

	TOTAL	VOTE %
B. SCOTT WILSON	88	43.35%
JASON V. SLACK	69	33.99%
CARMA HEIMULI	46	22.66%
Total Votes Cast	203	100.00%

PA412

STATISTICS

	TOTAL
Registered Voters - Total	815
Registered Voters - Republican	509
Registered Voters - Nonpartisan	306
Ballots Cast - Total	240
Ballots Cast - Republican	221
Ballots Cast - Nonpartisan	19
Ballots Cast - Blank	0
Voter Turnout - Total	29.45%
Voter Turnout - Republican	43.42%
Voter Turnout - Nonpartisan	6.21%

Republican for US Senate

Vote For 1

	TOTAL	VOTE %
JOHN CURTIS	99	45.00%
TRENT STAGGS	81	36.82%
BRAD WILSON	27	12.27%
JASON J. WALTON	13	5.91%
Total Votes Cast	220	100.00%

Republican for Governor

Vote For 1

	TOTAL	VOTE %
PHIL LYMAN NATALIE CLAWSON	121	55.00%
SPENCER J. COX DEIDRE M.	99	45.00%
Total Votes Cast	220	100.00%

PA412

Republican for Attorney General

Vote For 1

	TOTAL	VOTE %
DEREK BROWN	100	48.54%
RACHEL TERRY	55	26.70%
FRANK DEMCY MYLAR	51	24.76%
Total Votes Cast	206	100.00%

Republican for State Auditor

Vote For 1

	TOTAL	VOTE %
TINA CANNON	115	55.56%
RICKY HATCH	92	44.44%
Total Votes Cast	207	100.00%

School Board Nebo 7

Vote For 1

	TOTAL	VOTE %
B. SCOTT WILSON	103	46.19%
CARMA HEIMULI	65	29.15%
JASON V. SLACK	55	24.66%
Total Votes Cast	223	100.00%

PA413

STATISTICS

	TOTAL
Registered Voters - Total	1,039
Registered Voters - Republican	664
Registered Voters - Nonpartisan	375
Ballots Cast - Total	375
Ballots Cast - Republican	323
Ballots Cast - Nonpartisan	52
Ballots Cast - Blank	0
Voter Turnout - Total	36.09%
Voter Turnout - Republican	48.64%
Voter Turnout - Nonpartisan	13.87%

Republican for US Senate

Vote For 1

	TOTAL	VOTE %
JOHN CURTIS	179	55.76%
TRENT STAGGS	88	27.41%
BRAD WILSON	36	11.22%
JASON J. WALTON	18	5.61%
Total Votes Cast	321	100.00%

Republican for Governor

Vote For 1

	TOTAL	VOTE %
SPENCER J. COX DEIDRE M.	199	61.61%
PHIL LYMAN NATALIE CLAWSON	124	38.39%
Total Votes Cast	323	100.00%

PA413

Republican for Attorney General

Vote For 1

	TOTAL	VOTE %
DEREK BROWN	149	47.91%
RACHEL TERRY	85	27.33%
FRANK DEMCY MYLAR	77	24.76%
Total Votes Cast	311	100.00%

Republican for State Auditor

Vote For 1

	TOTAL	VOTE %
TINA CANNON	155	50.65%
RICKY HATCH	151	49.35%
Total Votes Cast	306	100.00%

School Board Nebo 7

Vote For 1

	TOTAL	VOTE %
B. SCOTT WILSON	186	52.39%
CARMA HEIMULI	116	32.68%
JASON V. SLACK	53	14.93%
Total Votes Cast	355	100.00%

PA414

STATISTICS

	TOTAL
Registered Voters - Total	0
Registered Voters - Republican	0
Registered Voters - Nonpartisan	0
Ballots Cast - Total	0
Ballots Cast - Republican	0
Ballots Cast - Nonpartisan	0
Ballots Cast - Blank	0
Voter Turnout - Total	0.00%
Voter Turnout - Republican	0.00%
Voter Turnout - Nonpartisan	0.00%

Republican for US Senate

Vote For 1

	TOTAL	VOTE %
JOHN CURTIS	0	
JASON J. WALTON	0	
BRAD WILSON	0	
TRENT STAGGS	0	
Total Votes Cast	0	

Republican for Governor

Vote For 1

	TOTAL	VOTE %
SPENCER J. COX DEIDRE M.	0	
PHIL LYMAN NATALIE CLAWSON	0	
Total Votes Cast	0	

PA414

Republican for Attorney General

Vote For 1

	TOTAL	VOTE %
DEREK BROWN	0	
FRANK DEMCY MYLAR	0	
RACHEL TERRY	0	
Total Votes Cast	0	

Republican for State Auditor

Vote For 1

	TOTAL	VOTE %
TINA CANNON	0	
RICKY HATCH	0	
Total Votes Cast	0	

PG301

STATISTICS

	TOTAL
Registered Voters - Total	148
Registered Voters - Republican	148
Registered Voters - Nonpartisan	0
Ballots Cast - Total	72
Ballots Cast - Republican	72
Ballots Cast - Nonpartisan	0
Ballots Cast - Blank	0
Voter Turnout - Total	48.65%
Voter Turnout - Republican	48.65%
Voter Turnout - Nonpartisan	0.00%

Republican for US Senate

Vote For 1

	TOTAL	VOTE %
JOHN CURTIS	36	50.00%
TRENT STAGGS	29	40.28%
JASON J. WALTON	5	6.94%
BRAD WILSON	2	2.78%
Total Votes Cast	72	100.00%

Republican for US House 3

Vote For 1

	TOTAL	VOTE %
MIKE KENNEDY	35	50.00%
JOHN "FRUGAL" DOUGALL	14	20.00%
CASE LAWRENCE	12	17.14%
STEWART PEAY	7	10.00%
JR BIRD	2	2.86%
Total Votes Cast	70	100.00%

PG301

Republican for Governor

Vote For 1

	TOTAL	VOTE %
PHIL LYMAN NATALIE CLAWSON	39	54.93%
SPENCER J. COX DEIDRE M.	32	45.07%
Total Votes Cast	71	100.00%

Republican for Attorney General

Vote For 1

	TOTAL	VOTE %
DEREK BROWN	34	49.28%
FRANK DEMCY MYLAR	22	31.88%
RACHEL TERRY	13	18.84%
Total Votes Cast	69	100.00%

Republican for State Auditor

Vote For 1

	TOTAL	VOTE %
TINA CANNON	53	82.81%
RICKY HATCH	11	17.19%
Total Votes Cast	64	100.00%

PG302

STATISTICS

	TOTAL
Registered Voters - Total	1,234
Registered Voters - Republican	904
Registered Voters - Nonpartisan	330
Ballots Cast - Total	477
Ballots Cast - Republican	440
Ballots Cast - Nonpartisan	37
Ballots Cast - Blank	0
Voter Turnout - Total	38.65%
Voter Turnout - Republican	48.67%
Voter Turnout - Nonpartisan	11.21%

Republican for US Senate

Vote For 1

	TOTAL	VOTE %
JOHN CURTIS	213	48.63%
TRENT STAGGS	177	40.41%
BRAD WILSON	36	8.22%
JASON J. WALTON	12	2.74%
Total Votes Cast	438	100.00%

Republican for US House 3

Vote For 1

	TOTAL	VOTE %
MIKE KENNEDY	259	59.40%
CASE LAWRENCE	64	14.68%
STEWART PEAY	56	12.84%
JOHN "FRUGAL" DOUGALL	32	7.34%
JR BIRD	25	5.73%
Total Votes Cast	436	100.00%

PG302

Republican for Governor

Vote For 1

	TOTAL	VOTE %
PHIL LYMAN NATALIE CLAWSON	269	61.28%
SPENCER J. COX DEIDRE M.	170	38.72%
Total Votes Cast	439	100.00%

Republican for Attorney General

Vote For 1

	TOTAL	VOTE %
DEREK BROWN	183	43.06%
FRANK DEMCY MYLAR	162	38.12%
RACHEL TERRY	80	18.82%
Total Votes Cast	425	100.00%

Republican for State Auditor

Vote For 1

	TOTAL	VOTE %
TINA CANNON	248	59.62%
RICKY HATCH	168	40.38%
Total Votes Cast	416	100.00%

School Board Alpine 5

Vote For 1

	TOTAL	VOTE %
MARK CLEMENT	176	42.72%
JOHN T. GADD	171	41.50%
TRACY MCMILLAN	65	15.78%
Total Votes Cast	412	100.00%

PG303

STATISTICS

	TOTAL
Registered Voters - Total	1,160
Registered Voters - Republican	834
Registered Voters - Nonpartisan	326
Ballots Cast - Total	445
Ballots Cast - Republican	409
Ballots Cast - Nonpartisan	36
Ballots Cast - Blank	0
Voter Turnout - Total	38.36%
Voter Turnout - Republican	49.04%
Voter Turnout - Nonpartisan	11.04%

Republican for US Senate

Vote For 1

	TOTAL	VOTE %
JOHN CURTIS	197	48.28%
TRENT STAGGS	183	44.85%
BRAD WILSON	25	6.13%
JASON J. WALTON	3	0.74%
Total Votes Cast	408	100.00%

Republican for US House 3

Vote For 1

	TOTAL	VOTE %
MIKE KENNEDY	249	62.41%
CASE LAWRENCE	57	14.29%
STEWART PEAY	41	10.28%
JOHN "FRUGAL" DOUGALL	35	8.77%
JR BIRD	17	4.26%
Total Votes Cast	399	100.00%

PG303

Republican for Governor

Vote For 1

	TOTAL	VOTE %
PHIL LYMAN NATALIE CLAWSON	218	53.56%
SPENCER J. COX DEIDRE M.	189	46.44%
Total Votes Cast	407	100.00%

Republican for Attorney General

Vote For 1

	TOTAL	VOTE %
FRANK DEMCY MYLAR	179	45.78%
DEREK BROWN	118	30.18%
RACHEL TERRY	94	24.04%
Total Votes Cast	391	100.00%

Republican for State Auditor

Vote For 1

	TOTAL	VOTE %
TINA CANNON	269	72.70%
RICKY HATCH	101	27.30%
Total Votes Cast	370	100.00%

School Board Alpine 5

Vote For 1

	TOTAL	VOTE %
MARK CLEMENT	178	47.47%
JOHN T. GADD	143	38.13%
TRACY MCMILLAN	54	14.40%
Total Votes Cast	375	100.00%

PG304

STATISTICS

	TOTAL
Registered Voters - Total	857
Registered Voters - Republican	562
Registered Voters - Nonpartisan	295
Ballots Cast - Total	301
Ballots Cast - Republican	277
Ballots Cast - Nonpartisan	24
Ballots Cast - Blank	0
Voter Turnout - Total	35.12%
Voter Turnout - Republican	49.29%
Voter Turnout - Nonpartisan	8.14%

Republican for US Senate

Vote For 1

	TOTAL	VOTE %
JOHN CURTIS	144	51.99%
TRENT STAGGS	94	33.94%
BRAD WILSON	25	9.03%
JASON J. WALTON	14	5.05%
Total Votes Cast	277	100.00%

Republican for US House 3

Vote For 1

	TOTAL	VOTE %
MIKE KENNEDY	125	45.96%
CASE LAWRENCE	62	22.79%
STEWART PEAY	38	13.97%
JOHN "FRUGAL" DOUGALL	26	9.56%
JR BIRD	21	7.72%
Total Votes Cast	272	100.00%

PG304

Republican for Governor

Vote For 1

	TOTAL	VOTE %
SPENCER J. COX DEIDRE M.	147	53.07%
PHIL LYMAN NATALIE CLAWSON	130	46.93%
Total Votes Cast	277	100.00%

Republican for Attorney General

Vote For 1

	TOTAL	VOTE %
DEREK BROWN	122	47.29%
RACHEL TERRY	79	30.62%
FRANK DEMCY MYLAR	57	22.09%
Total Votes Cast	258	100.00%

Republican for State Auditor

Vote For 1

	TOTAL	VOTE %
TINA CANNON	148	59.92%
RICKY HATCH	99	40.08%
Total Votes Cast	247	100.00%

School Board Alpine 5

Vote For 1

	TOTAL	VOTE %
MARK CLEMENT	139	53.26%
JOHN T. GADD	83	31.80%
TRACY MCMILLAN	39	14.94%
Total Votes Cast	261	100.00%

PG306

STATISTICS

	TOTAL
Registered Voters - Total	1,013
Registered Voters - Republican	676
Registered Voters - Nonpartisan	337
Ballots Cast - Total	348
Ballots Cast - Republican	311
Ballots Cast - Nonpartisan	37
Ballots Cast - Blank	0
Voter Turnout - Total	34.35%
Voter Turnout - Republican	46.01%
Voter Turnout - Nonpartisan	10.98%

Republican for US Senate

Vote For 1

	TOTAL	VOTE %
JOHN CURTIS	172	55.84%
TRENT STAGGS	102	33.12%
JASON J. WALTON	17	5.52%
BRAD WILSON	17	5.52%
Total Votes Cast	308	100.00%

Republican for US House 3

Vote For 1

	TOTAL	VOTE %
MIKE KENNEDY	166	54.61%
CASE LAWRENCE	54	17.76%
STEWART PEAY	33	10.86%
JOHN "FRUGAL" DOUGALL	27	8.88%
JR BIRD	24	7.89%
Total Votes Cast	304	100.00%

PG306

Republican for Governor

Vote For 1

	TOTAL	VOTE %
SPENCER J. COX DEIDRE M.	175	56.82%
PHIL LYMAN NATALIE CLAWSON	133	43.18%
Total Votes Cast	308	100.00%

Republican for Attorney General

Vote For 1

	TOTAL	VOTE %
DEREK BROWN	138	46.62%
FRANK DEMCY MYLAR	85	28.72%
RACHEL TERRY	73	24.66%
Total Votes Cast	296	100.00%

Republican for State Auditor

Vote For 1

	TOTAL	VOTE %
TINA CANNON	157	55.48%
RICKY HATCH	126	44.52%
Total Votes Cast	283	100.00%

School Board Alpine 5

Vote For 1

	TOTAL	VOTE %
MARK CLEMENT	156	52.17%
JOHN T. GADD	83	27.76%
TRACY MCMILLAN	60	20.07%
Total Votes Cast	299	100.00%

PG307

STATISTICS

	TOTAL
Registered Voters - Total	639
Registered Voters - Republican	395
Registered Voters - Nonpartisan	244
Ballots Cast - Total	230
Ballots Cast - Republican	198
Ballots Cast - Nonpartisan	32
Ballots Cast - Blank	0
Voter Turnout - Total	35.99%
Voter Turnout - Republican	50.13%
Voter Turnout - Nonpartisan	13.11%

Republican for US Senate

Vote For 1

	TOTAL	VOTE %
JOHN CURTIS	100	51.28%
TRENT STAGGS	74	37.95%
BRAD WILSON	13	6.67%
JASON J. WALTON	8	4.10%
Total Votes Cast	195	100.00%

Republican for US House 3

Vote For 1

	TOTAL	VOTE %
MIKE KENNEDY	120	61.86%
CASE LAWRENCE	29	14.95%
STEWART PEAY	18	9.28%
JR BIRD	14	7.22%
JOHN "FRUGAL" DOUGALL	13	6.70%
Total Votes Cast	194	100.00%

PG307

Republican for Governor

Vote For 1

	TOTAL	VOTE %
PHIL LYMAN NATALIE CLAWSON	107	54.04%
SPENCER J. COX DEIDRE M.	91	45.96%
Total Votes Cast	198	100.00%

Republican for Attorney General

Vote For 1

	TOTAL	VOTE %
FRANK DEMCY MYLAR	79	42.25%
DEREK BROWN	68	36.36%
RACHEL TERRY	40	21.39%
Total Votes Cast	187	100.00%

Republican for State Auditor

Vote For 1

	TOTAL	VOTE %
TINA CANNON	122	65.95%
RICKY HATCH	63	34.05%
Total Votes Cast	185	100.00%

School Board Alpine 5

Vote For 1

	TOTAL	VOTE %
MARK CLEMENT	117	57.92%
JOHN T. GADD	54	26.73%
TRACY MCMILLAN	31	15.35%
Total Votes Cast	202	100.00%

PG308

STATISTICS

	TOTAL
Registered Voters - Total	759
Registered Voters - Republican	503
Registered Voters - Nonpartisan	256
Ballots Cast - Total	295
Ballots Cast - Republican	264
Ballots Cast - Nonpartisan	31
Ballots Cast - Blank	0
Voter Turnout - Total	38.87%
Voter Turnout - Republican	52.49%
Voter Turnout - Nonpartisan	12.11%

Republican for US Senate

Vote For 1

	TOTAL	VOTE %
TRENT STAGGS	113	43.80%
JOHN CURTIS	105	40.70%
BRAD WILSON	25	9.69%
JASON J. WALTON	15	5.81%
Total Votes Cast	258	100.00%

Republican for US House 3

Vote For 1

	TOTAL	VOTE %
MIKE KENNEDY	160	62.50%
CASE LAWRENCE	33	12.89%
JOHN "FRUGAL" DOUGALL	26	10.16%
STEWART PEAY	24	9.38%
JR BIRD	13	5.08%
Total Votes Cast	256	100.00%

PG308

Republican for Governor

Vote For 1

	TOTAL	VOTE %
PHIL LYMAN NATALIE CLAWSON	145	55.34%
SPENCER J. COX DEIDRE M.	117	44.66%
Total Votes Cast	262	100.00%

Republican for Attorney General

Vote For 1

	TOTAL	VOTE %
RACHEL TERRY	103	41.20%
DEREK BROWN	86	34.40%
FRANK DEMCY MYLAR	61	24.40%
Total Votes Cast	250	100.00%

Republican for State Auditor

Vote For 1

	TOTAL	VOTE %
TINA CANNON	150	61.98%
RICKY HATCH	92	38.02%
Total Votes Cast	242	100.00%

School Board Alpine 5

Vote For 1

	TOTAL	VOTE %
MARK CLEMENT	129	50.59%
JOHN T. GADD	85	33.33%
TRACY MCMILLAN	41	16.08%
Total Votes Cast	255	100.00%

PG309

STATISTICS

	TOTAL
Registered Voters - Total	578
Registered Voters - Republican	366
Registered Voters - Nonpartisan	212
Ballots Cast - Total	223
Ballots Cast - Republican	198
Ballots Cast - Nonpartisan	25
Ballots Cast - Blank	0
Voter Turnout - Total	38.58%
Voter Turnout - Republican	54.10%
Voter Turnout - Nonpartisan	11.79%

Republican for US Senate

Vote For 1

	TOTAL	VOTE %
JOHN CURTIS	114	57.87%
TRENT STAGGS	66	33.50%
BRAD WILSON	15	7.61%
JASON J. WALTON	2	1.02%
Total Votes Cast	197	100.00%

Republican for US House 3

Vote For 1

	TOTAL	VOTE %
MIKE KENNEDY	125	63.78%
CASE LAWRENCE	37	18.88%
STEWART PEAY	14	7.14%
JOHN "FRUGAL" DOUGALL	11	5.61%
JR BIRD	9	4.59%
Total Votes Cast	196	100.00%

PG309

Republican for Governor

Vote For 1

	TOTAL	VOTE %
SPENCER J. COX DEIDRE M.	107	54.04%
PHIL LYMAN NATALIE CLAWSON	91	45.96%
Total Votes Cast	198	100.00%

Republican for Attorney General

Vote For 1

	TOTAL	VOTE %
DEREK BROWN	74	38.95%
RACHEL TERRY	63	33.16%
FRANK DEMCY MYLAR	53	27.89%
Total Votes Cast	190	100.00%

Republican for State Auditor

Vote For 1

	TOTAL	VOTE %
TINA CANNON	116	63.39%
RICKY HATCH	67	36.61%
Total Votes Cast	183	100.00%

School Board Alpine 5

Vote For 1

	TOTAL	VOTE %
MARK CLEMENT	100	52.08%
TRACY MCMILLAN	54	28.12%
JOHN T. GADD	38	19.79%
Total Votes Cast	192	100.00%

PG310

STATISTICS

	TOTAL
Registered Voters - Total	711
Registered Voters - Republican	465
Registered Voters - Nonpartisan	246
Ballots Cast - Total	264
Ballots Cast - Republican	231
Ballots Cast - Nonpartisan	33
Ballots Cast - Blank	0
Voter Turnout - Total	37.13%
Voter Turnout - Republican	49.68%
Voter Turnout - Nonpartisan	13.41%

Republican for US Senate

Vote For 1

	TOTAL	VOTE %
JOHN CURTIS	118	51.98%
TRENT STAGGS	69	30.40%
BRAD WILSON	31	13.66%
JASON J. WALTON	9	3.96%
Total Votes Cast	227	100.00%

Republican for US House 3

Vote For 1

	TOTAL	VOTE %
MIKE KENNEDY	103	46.40%
CASE LAWRENCE	42	18.92%
STEWART PEAY	30	13.51%
JOHN "FRUGAL" DOUGALL	27	12.16%
JR BIRD	20	9.01%
Total Votes Cast	222	100.00%

PG310

Republican for Governor

Vote For 1

	TOTAL	VOTE %
SPENCER J. COX DEIDRE M.	127	55.46%
PHIL LYMAN NATALIE CLAWSON	102	44.54%
Total Votes Cast	229	100.00%

Republican for Attorney General

Vote For 1

	TOTAL	VOTE %
DEREK BROWN	112	50.91%
RACHEL TERRY	59	26.82%
FRANK DEMCY MYLAR	49	22.27%
Total Votes Cast	220	100.00%

Republican for State Auditor

Vote For 1

	TOTAL	VOTE %
RICKY HATCH	109	51.66%
TINA CANNON	102	48.34%
Total Votes Cast	211	100.00%

School Board Alpine 5

Vote For 1

	TOTAL	VOTE %
MARK CLEMENT	148	63.25%
JOHN T. GADD	68	29.06%
TRACY MCMILLAN	18	7.69%
Total Votes Cast	234	100.00%

PG311

STATISTICS

	TOTAL
Registered Voters - Total	1,112
Registered Voters - Republican	662
Registered Voters - Nonpartisan	450
Ballots Cast - Total	381
Ballots Cast - Republican	319
Ballots Cast - Nonpartisan	62
Ballots Cast - Blank	1
Voter Turnout - Total	34.26%
Voter Turnout - Republican	48.19%
Voter Turnout - Nonpartisan	13.78%

Republican for US Senate

Vote For 1

	TOTAL	VOTE %
JOHN CURTIS	160	50.63%
TRENT STAGGS	92	29.11%
BRAD WILSON	48	15.19%
JASON J. WALTON	16	5.06%
Total Votes Cast	316	100.00%

Republican for US House 3

Vote For 1

	TOTAL	VOTE %
MIKE KENNEDY	153	49.35%
CASE LAWRENCE	60	19.35%
STEWART PEAY	40	12.90%
JOHN "FRUGAL" DOUGALL	32	10.32%
JR BIRD	25	8.06%
Total Votes Cast	310	100.00%

PG311

Republican for Governor

Vote For 1

	TOTAL	VOTE %
SPENCER J. COX DEIDRE M.	170	53.29%
PHIL LYMAN NATALIE CLAWSON	149	46.71%
Total Votes Cast	319	100.00%

Republican for Attorney General

Vote For 1

	TOTAL	VOTE %
DEREK BROWN	141	46.38%
FRANK DEMCY MYLAR	85	27.96%
RACHEL TERRY	78	25.66%
Total Votes Cast	304	100.00%

Republican for State Auditor

Vote For 1

	TOTAL	VOTE %
TINA CANNON	175	59.93%
RICKY HATCH	117	40.07%
Total Votes Cast	292	100.00%

School Board Alpine 5

Vote For 1

	TOTAL	VOTE %
MARK CLEMENT	184	56.10%
JOHN T. GADD	97	29.57%
TRACY MCMILLAN	47	14.33%
Total Votes Cast	328	100.00%

PG312

STATISTICS

	TOTAL
Registered Voters - Total	844
Registered Voters - Republican	523
Registered Voters - Nonpartisan	321
Ballots Cast - Total	311
Ballots Cast - Republican	263
Ballots Cast - Nonpartisan	48
Ballots Cast - Blank	0
Voter Turnout - Total	36.85%
Voter Turnout - Republican	50.29%
Voter Turnout - Nonpartisan	14.95%

Republican for US Senate

Vote For 1

	TOTAL	VOTE %
JOHN CURTIS	142	55.04%
TRENT STAGGS	89	34.50%
BRAD WILSON	17	6.59%
JASON J. WALTON	10	3.88%
Total Votes Cast	258	100.00%

Republican for US House 3

Vote For 1

	TOTAL	VOTE %
MIKE KENNEDY	134	51.94%
CASE LAWRENCE	48	18.60%
STEWART PEAY	33	12.79%
JOHN "FRUGAL" DOUGALL	23	8.91%
JR BIRD	20	7.75%
Total Votes Cast	258	100.00%

PG312

Republican for Governor

Vote For 1

	TOTAL	VOTE %
SPENCER J. COX DEIDRE M.	145	55.34%
PHIL LYMAN NATALIE CLAWSON	117	44.66%
Total Votes Cast	262	100.00%

Republican for Attorney General

Vote For 1

	TOTAL	VOTE %
DEREK BROWN	111	44.76%
RACHEL TERRY	73	29.44%
FRANK DEMCY MYLAR	64	25.81%
Total Votes Cast	248	100.00%

Republican for State Auditor

Vote For 1

	TOTAL	VOTE %
TINA CANNON	141	58.51%
RICKY HATCH	100	41.49%
Total Votes Cast	241	100.00%

School Board Alpine 5

Vote For 1

	TOTAL	VOTE %
MARK CLEMENT	147	54.44%
JOHN T. GADD	74	27.41%
TRACY MCMILLAN	49	18.15%
Total Votes Cast	270	100.00%

PG313

STATISTICS

	TOTAL
Registered Voters - Total	907
Registered Voters - Republican	531
Registered Voters - Nonpartisan	376
Ballots Cast - Total	282
Ballots Cast - Republican	220
Ballots Cast - Nonpartisan	62
Ballots Cast - Blank	0
Voter Turnout - Total	31.09%
Voter Turnout - Republican	41.43%
Voter Turnout - Nonpartisan	16.49%

Republican for US Senate

Vote For 1

	TOTAL	VOTE %
JOHN CURTIS	129	60.00%
TRENT STAGGS	57	26.51%
BRAD WILSON	23	10.70%
JASON J. WALTON	6	2.79%
Total Votes Cast	215	100.00%

Republican for US House 3

Vote For 1

	TOTAL	VOTE %
MIKE KENNEDY	106	49.07%
STEWART PEAY	40	18.52%
CASE LAWRENCE	37	17.13%
JOHN "FRUGAL" DOUGALL	24	11.11%
JR BIRD	9	4.17%
Total Votes Cast	216	100.00%

PG313

Republican for Governor

Vote For 1

	TOTAL	VOTE %
SPENCER J. COX DEIDRE M.	124	56.62%
PHIL LYMAN NATALIE CLAWSON	95	43.38%
Total Votes Cast	219	100.00%

Republican for Attorney General

Vote For 1

	TOTAL	VOTE %
DEREK BROWN	104	50.00%
RACHEL TERRY	64	30.77%
FRANK DEMCY MYLAR	40	19.23%
Total Votes Cast	208	100.00%

Republican for State Auditor

Vote For 1

	TOTAL	VOTE %
TINA CANNON	120	60.30%
RICKY HATCH	79	39.70%
Total Votes Cast	199	100.00%

School Board Alpine 5

Vote For 1

	TOTAL	VOTE %
MARK CLEMENT	141	57.55%
JOHN T. GADD	56	22.86%
TRACY MCMILLAN	48	19.59%
Total Votes Cast	245	100.00%

PG314

STATISTICS

	TOTAL
Registered Voters - Total	994
Registered Voters - Republican	555
Registered Voters - Nonpartisan	439
Ballots Cast - Total	350
Ballots Cast - Republican	282
Ballots Cast - Nonpartisan	68
Ballots Cast - Blank	0
Voter Turnout - Total	35.21%
Voter Turnout - Republican	50.81%
Voter Turnout - Nonpartisan	15.49%

Republican for US Senate

Vote For 1

	TOTAL	VOTE %
JOHN CURTIS	127	45.52%
TRENT STAGGS	112	40.14%
BRAD WILSON	24	8.60%
JASON J. WALTON	16	5.73%
Total Votes Cast	279	100.00%

Republican for US House 3

Vote For 1

	TOTAL	VOTE %
MIKE KENNEDY	164	59.21%
CASE LAWRENCE	51	18.41%
STEWART PEAY	32	11.55%
JOHN "FRUGAL" DOUGALL	17	6.14%
JR BIRD	13	4.69%
Total Votes Cast	277	100.00%

PG314

Republican for Governor

Vote For 1

	TOTAL	VOTE %
PHIL LYMAN NATALIE CLAWSON	156	56.12%
SPENCER J. COX DEIDRE M.	122	43.88%
Total Votes Cast	278	100.00%

Republican for Attorney General

Vote For 1

	TOTAL	VOTE %
DEREK BROWN	115	43.40%
FRANK DEMCY MYLAR	90	33.96%
RACHEL TERRY	60	22.64%
Total Votes Cast	265	100.00%

Republican for State Auditor

Vote For 1

	TOTAL	VOTE %
TINA CANNON	155	59.85%
RICKY HATCH	104	40.15%
Total Votes Cast	259	100.00%

School Board Alpine 5

Vote For 1

	TOTAL	VOTE %
MARK CLEMENT	121	40.60%
JOHN T. GADD	104	34.90%
TRACY MCMILLAN	73	24.50%
Total Votes Cast	298	100.00%

PG316

STATISTICS

	TOTAL
Registered Voters - Total	1,077
Registered Voters - Republican	582
Registered Voters - Nonpartisan	495
Ballots Cast - Total	323
Ballots Cast - Republican	250
Ballots Cast - Nonpartisan	73
Ballots Cast - Blank	2
Voter Turnout - Total	29.99%
Voter Turnout - Republican	42.96%
Voter Turnout - Nonpartisan	14.75%

Republican for US Senate

Vote For 1

	TOTAL	VOTE %
JOHN CURTIS	126	51.22%
TRENT STAGGS	76	30.89%
BRAD WILSON	25	10.16%
JASON J. WALTON	19	7.72%
Total Votes Cast	246	100.00%

Republican for US House 3

Vote For 1

	TOTAL	VOTE %
MIKE KENNEDY	83	34.02%
CASE LAWRENCE	81	33.20%
JOHN "FRUGAL" DOUGALL	30	12.30%
STEWART PEAY	27	11.07%
JR BIRD	23	9.43%
Total Votes Cast	244	100.00%

PG316

Republican for Governor

Vote For 1

	TOTAL	VOTE %
SPENCER J. COX DEIDRE M.	153	61.20%
PHIL LYMAN NATALIE CLAWSON	97	38.80%
Total Votes Cast	250	100.00%

Republican for Attorney General

Vote For 1

	TOTAL	VOTE %
DEREK BROWN	111	46.25%
RACHEL TERRY	77	32.08%
FRANK DEMCY MYLAR	52	21.67%
Total Votes Cast	240	100.00%

Republican for State Auditor

Vote For 1

	TOTAL	VOTE %
TINA CANNON	124	54.15%
RICKY HATCH	105	45.85%
Total Votes Cast	229	100.00%

School Board Alpine 5

Vote For 1

	TOTAL	VOTE %
MARK CLEMENT	127	47.21%
JOHN T. GADD	80	29.74%
TRACY MCMILLAN	62	23.05%
Total Votes Cast	269	100.00%

PG317

STATISTICS

	TOTAL
Registered Voters - Total	813
Registered Voters - Republican	490
Registered Voters - Nonpartisan	323
Ballots Cast - Total	230
Ballots Cast - Republican	201
Ballots Cast - Nonpartisan	29
Ballots Cast - Blank	0
Voter Turnout - Total	28.29%
Voter Turnout - Republican	41.02%
Voter Turnout - Nonpartisan	8.98%

Republican for US Senate

Vote For 1

	TOTAL	VOTE %
JOHN CURTIS	108	54.00%
TRENT STAGGS	72	36.00%
JASON J. WALTON	13	6.50%
BRAD WILSON	7	3.50%
Total Votes Cast	200	100.00%

Republican for US House 3

Vote For 1

	TOTAL	VOTE %
MIKE KENNEDY	109	55.61%
CASE LAWRENCE	38	19.39%
STEWART PEAY	27	13.78%
JOHN "FRUGAL" DOUGALL	12	6.12%
JR BIRD	10	5.10%
Total Votes Cast	196	100.00%

PG317

Republican for Governor

Vote For 1

	TOTAL	VOTE %
SPENCER J. COX DEIDRE M.	101	51.27%
PHIL LYMAN NATALIE CLAWSON	96	48.73%
Total Votes Cast	197	100.00%

Republican for Attorney General

Vote For 1

	TOTAL	VOTE %
DEREK BROWN	68	34.52%
FRANK DEMCY MYLAR	67	34.01%
RACHEL TERRY	62	31.47%
Total Votes Cast	197	100.00%

Republican for State Auditor

Vote For 1

	TOTAL	VOTE %
TINA CANNON	115	59.90%
RICKY HATCH	77	40.10%
Total Votes Cast	192	100.00%

School Board Alpine 5

Vote For 1

	TOTAL	VOTE %
MARK CLEMENT	89	44.28%
JOHN T. GADD	66	32.84%
TRACY MCMILLAN	46	22.89%
Total Votes Cast	201	100.00%

PG318

STATISTICS

	TOTAL
Registered Voters - Total	792
Registered Voters - Republican	436
Registered Voters - Nonpartisan	356
Ballots Cast - Total	200
Ballots Cast - Republican	165
Ballots Cast - Nonpartisan	35
Ballots Cast - Blank	0
Voter Turnout - Total	25.25%
Voter Turnout - Republican	37.84%
Voter Turnout - Nonpartisan	9.83%

Republican for US Senate

Vote For 1

	TOTAL	VOTE %
JOHN CURTIS	75	46.30%
TRENT STAGGS	58	35.80%
BRAD WILSON	19	11.73%
JASON J. WALTON	10	6.17%
Total Votes Cast	162	100.00%

Republican for US House 3

Vote For 1

	TOTAL	VOTE %
MIKE KENNEDY	89	54.60%
CASE LAWRENCE	27	16.56%
STEWART PEAY	18	11.04%
JR BIRD	16	9.82%
JOHN "FRUGAL" DOUGALL	13	7.98%
Total Votes Cast	163	100.00%

PG318

Republican for Governor

Vote For 1

	TOTAL	VOTE %
PHIL LYMAN NATALIE CLAWSON	97	59.15%
SPENCER J. COX DEIDRE M.	67	40.85%
Total Votes Cast	164	100.00%

Republican for Attorney General

Vote For 1

	TOTAL	VOTE %
DEREK BROWN	60	37.50%
RACHEL TERRY	52	32.50%
FRANK DEMCY MYLAR	48	30.00%
Total Votes Cast	160	100.00%

Republican for State Auditor

Vote For 1

	TOTAL	VOTE %
TINA CANNON	89	57.05%
RICKY HATCH	67	42.95%
Total Votes Cast	156	100.00%

School Board Alpine 5

Vote For 1

	TOTAL	VOTE %
MARK CLEMENT	61	38.36%
JOHN T. GADD	52	32.70%
TRACY MCMILLAN	46	28.93%
Total Votes Cast	159	100.00%

PG319

STATISTICS

	TOTAL
Registered Voters - Total	736
Registered Voters - Republican	354
Registered Voters - Nonpartisan	382
Ballots Cast - Total	124
Ballots Cast - Republican	100
Ballots Cast - Nonpartisan	24
Ballots Cast - Blank	0
Voter Turnout - Total	16.85%
Voter Turnout - Republican	28.25%
Voter Turnout - Nonpartisan	6.28%

Republican for US Senate

Vote For 1

	TOTAL	VOTE %
TRENT STAGGS	43	43.00%
JOHN CURTIS	40	40.00%
BRAD WILSON	15	15.00%
JASON J. WALTON	2	2.00%
Total Votes Cast	100	100.00%

Republican for US House 3

Vote For 1

	TOTAL	VOTE %
MIKE KENNEDY	40	40.00%
CASE LAWRENCE	29	29.00%
JOHN "FRUGAL" DOUGALL	13	13.00%
STEWART PEAY	11	11.00%
JR BIRD	7	7.00%
Total Votes Cast	100	100.00%

PG319

Republican for Governor

Vote For 1

	TOTAL	VOTE %
PHIL LYMAN NATALIE CLAWSON	54	55.10%
SPENCER J. COX DEIDRE M.	44	44.90%
Total Votes Cast	98	100.00%

Republican for Attorney General

Vote For 1

	TOTAL	VOTE %
DEREK BROWN	39	40.62%
RACHEL TERRY	30	31.25%
FRANK DEMCY MYLAR	27	28.12%
Total Votes Cast	96	100.00%

Republican for State Auditor

Vote For 1

	TOTAL	VOTE %
TINA CANNON	51	53.68%
RICKY HATCH	44	46.32%
Total Votes Cast	95	100.00%

School Board Alpine 5

Vote For 1

	TOTAL	VOTE %
MARK CLEMENT	48	46.15%
JOHN T. GADD	30	28.85%
TRACY MCMILLAN	26	25.00%
Total Votes Cast	104	100.00%

PG320

STATISTICS

	TOTAL
Registered Voters - Total	401
Registered Voters - Republican	183
Registered Voters - Nonpartisan	218
Ballots Cast - Total	65
Ballots Cast - Republican	54
Ballots Cast - Nonpartisan	11
Ballots Cast - Blank	0
Voter Turnout - Total	16.21%
Voter Turnout - Republican	29.51%
Voter Turnout - Nonpartisan	5.05%

Republican for US Senate

Vote For 1

	TOTAL	VOTE %
TRENT STAGGS	22	41.51%
JOHN CURTIS	18	33.96%
BRAD WILSON	8	15.09%
JASON J. WALTON	5	9.43%
Total Votes Cast	53	100.00%

Republican for US House 3

Vote For 1

	TOTAL	VOTE %
MIKE KENNEDY	14	27.45%
JOHN "FRUGAL" DOUGALL	12	23.53%
CASE LAWRENCE	11	21.57%
STEWART PEAY	8	15.69%
JR BIRD	6	11.76%
Total Votes Cast	51	100.00%

PG320

Republican for Governor

Vote For 1

	TOTAL	VOTE %
PHIL LYMAN NATALIE CLAWSON	38	70.37%
SPENCER J. COX DEIDRE M.	16	29.63%
Total Votes Cast	54	100.00%

Republican for Attorney General

Vote For 1

	TOTAL	VOTE %
FRANK DEMCY MYLAR	18	37.50%
DEREK BROWN	15	31.25%
RACHEL TERRY	15	31.25%
Total Votes Cast	48	100.00%

Republican for State Auditor

Vote For 1

	TOTAL	VOTE %
TINA CANNON	33	67.35%
RICKY HATCH	16	32.65%
Total Votes Cast	49	100.00%

School Board Alpine 5

Vote For 1

	TOTAL	VOTE %
MARK CLEMENT	33	63.46%
JOHN T. GADD	14	26.92%
TRACY MCMILLAN	5	9.62%
Total Votes Cast	52	100.00%

PG321

STATISTICS

	TOTAL
Registered Voters - Total	615
Registered Voters - Republican	294
Registered Voters - Nonpartisan	321
Ballots Cast - Total	118
Ballots Cast - Republican	93
Ballots Cast - Nonpartisan	25
Ballots Cast - Blank	0
Voter Turnout - Total	19.19%
Voter Turnout - Republican	31.63%
Voter Turnout - Nonpartisan	7.79%

Republican for US Senate

Vote For 1

	TOTAL	VOTE %
JOHN CURTIS	48	52.17%
TRENT STAGGS	23	25.00%
JASON J. WALTON	12	13.04%
BRAD WILSON	9	9.78%
Total Votes Cast	92	100.00%

Republican for US House 3

Vote For 1

	TOTAL	VOTE %
MIKE KENNEDY	33	36.67%
CASE LAWRENCE	29	32.22%
JR BIRD	10	11.11%
STEWART PEAY	10	11.11%
JOHN "FRUGAL" DOUGALL	8	8.89%
Total Votes Cast	90	100.00%

PG321

Republican for Governor

Vote For 1

	TOTAL	VOTE %
SPENCER J. COX DEIDRE M.	52	55.91%
PHIL LYMAN NATALIE CLAWSON	41	44.09%
Total Votes Cast	93	100.00%

Republican for Attorney General

Vote For 1

	TOTAL	VOTE %
RACHEL TERRY	31	35.63%
DEREK BROWN	29	33.33%
FRANK DEMCY MYLAR	27	31.03%
Total Votes Cast	87	100.00%

Republican for State Auditor

Vote For 1

	TOTAL	VOTE %
TINA CANNON	55	63.95%
RICKY HATCH	31	36.05%
Total Votes Cast	86	100.00%

School Board Alpine 5

Vote For 1

	TOTAL	VOTE %
MARK CLEMENT	53	54.64%
JOHN T. GADD	25	25.77%
TRACY MCMILLAN	19	19.59%
Total Votes Cast	97	100.00%

PG322

STATISTICS

	TOTAL
Registered Voters - Total	756
Registered Voters - Republican	357
Registered Voters - Nonpartisan	399
Ballots Cast - Total	178
Ballots Cast - Republican	134
Ballots Cast - Nonpartisan	44
Ballots Cast - Blank	0
Voter Turnout - Total	23.54%
Voter Turnout - Republican	37.54%
Voter Turnout - Nonpartisan	11.03%

Republican for US Senate

Vote For 1

	TOTAL	VOTE %
JOHN CURTIS	67	51.94%
TRENT STAGGS	27	20.93%
BRAD WILSON	22	17.05%
JASON J. WALTON	13	10.08%
Total Votes Cast	129	100.00%

Republican for US House 3

Vote For 1

	TOTAL	VOTE %
MIKE KENNEDY	59	46.46%
CASE LAWRENCE	34	26.77%
STEWART PEAY	18	14.17%
JR BIRD	8	6.30%
JOHN "FRUGAL" DOUGALL	8	6.30%
Total Votes Cast	127	100.00%

PG322

Republican for Governor

Vote For 1

	TOTAL	VOTE %
SPENCER J. COX DEIDRE M.	73	55.30%
PHIL LYMAN NATALIE CLAWSON	59	44.70%
Total Votes Cast	132	100.00%

Republican for Attorney General

Vote For 1

	TOTAL	VOTE %
DEREK BROWN	63	49.22%
RACHEL TERRY	37	28.91%
FRANK DEMCY MYLAR	28	21.88%
Total Votes Cast	128	100.00%

Republican for State Auditor

Vote For 1

	TOTAL	VOTE %
TINA CANNON	77	62.10%
RICKY HATCH	47	37.90%
Total Votes Cast	124	100.00%

School Board Alpine 5

Vote For 1

	TOTAL	VOTE %
MARK CLEMENT	68	45.64%
JOHN T. GADD	41	27.52%
TRACY MCMILLAN	40	26.85%
Total Votes Cast	149	100.00%

PG323

STATISTICS

	TOTAL
Registered Voters - Total	781
Registered Voters - Republican	393
Registered Voters - Nonpartisan	388
Ballots Cast - Total	214
Ballots Cast - Republican	173
Ballots Cast - Nonpartisan	41
Ballots Cast - Blank	0
Voter Turnout - Total	27.40%
Voter Turnout - Republican	44.02%
Voter Turnout - Nonpartisan	10.57%

Republican for US Senate

Vote For 1

	TOTAL	VOTE %
JOHN CURTIS	91	52.60%
TRENT STAGGS	49	28.32%
BRAD WILSON	22	12.72%
JASON J. WALTON	11	6.36%
Total Votes Cast	173	100.00%

Republican for US House 3

Vote For 1

	TOTAL	VOTE %
MIKE KENNEDY	84	49.12%
CASE LAWRENCE	36	21.05%
STEWART PEAY	28	16.37%
JR BIRD	12	7.02%
JOHN "FRUGAL" DOUGALL	11	6.43%
Total Votes Cast	171	100.00%

PG323

Republican for Governor

Vote For 1

	TOTAL	VOTE %
SPENCER J. COX DEIDRE M.	90	52.02%
PHIL LYMAN NATALIE CLAWSON	83	47.98%
Total Votes Cast	173	100.00%

Republican for Attorney General

Vote For 1

	TOTAL	VOTE %
DEREK BROWN	61	36.97%
RACHEL TERRY	54	32.73%
FRANK DEMCY MYLAR	50	30.30%
Total Votes Cast	165	100.00%

Republican for State Auditor

Vote For 1

	TOTAL	VOTE %
TINA CANNON	101	62.35%
RICKY HATCH	61	37.65%
Total Votes Cast	162	100.00%

School Board Alpine 5

Vote For 1

	TOTAL	VOTE %
MARK CLEMENT	92	48.17%
TRACY MCMILLAN	52	27.23%
JOHN T. GADD	47	24.61%
Total Votes Cast	191	100.00%

PG324

STATISTICS

	TOTAL
Registered Voters - Total	990
Registered Voters - Republican	589
Registered Voters - Nonpartisan	401
Ballots Cast - Total	335
Ballots Cast - Republican	268
Ballots Cast - Nonpartisan	67
Ballots Cast - Blank	0
Voter Turnout - Total	33.84%
Voter Turnout - Republican	45.50%
Voter Turnout - Nonpartisan	16.71%

Republican for US Senate

Vote For 1

	TOTAL	VOTE %
JOHN CURTIS	149	56.23%
TRENT STAGGS	68	25.66%
BRAD WILSON	30	11.32%
JASON J. WALTON	18	6.79%
Total Votes Cast	265	100.00%

Republican for US House 3

Vote For 1

	TOTAL	VOTE %
MIKE KENNEDY	138	52.67%
CASE LAWRENCE	62	23.66%
STEWART PEAY	24	9.16%
JR BIRD	19	7.25%
JOHN "FRUGAL" DOUGALL	19	7.25%
Total Votes Cast	262	100.00%

PG324

Republican for Governor

Vote For 1

	TOTAL	VOTE %
SPENCER J. COX DEIDRE M.	154	57.68%
PHIL LYMAN NATALIE CLAWSON	113	42.32%
Total Votes Cast	267	100.00%

Republican for Attorney General

Vote For 1

	TOTAL	VOTE %
DEREK BROWN	106	41.41%
RACHEL TERRY	92	35.94%
FRANK DEMCY MYLAR	58	22.66%
Total Votes Cast	256	100.00%

Republican for State Auditor

Vote For 1

	TOTAL	VOTE %
TINA CANNON	171	68.95%
RICKY HATCH	77	31.05%
Total Votes Cast	248	100.00%

School Board Alpine 5

Vote For 1

	TOTAL	VOTE %
TRACY MCMILLAN	155	52.36%
MARK CLEMENT	92	31.08%
JOHN T. GADD	49	16.55%
Total Votes Cast	296	100.00%

PG325

STATISTICS

	TOTAL
Registered Voters - Total	1,082
Registered Voters - Republican	697
Registered Voters - Nonpartisan	385
Ballots Cast - Total	385
Ballots Cast - Republican	331
Ballots Cast - Nonpartisan	54
Ballots Cast - Blank	0
Voter Turnout - Total	35.58%
Voter Turnout - Republican	47.49%
Voter Turnout - Nonpartisan	14.03%

Republican for US Senate

Vote For 1

	TOTAL	VOTE %
JOHN CURTIS	180	54.38%
TRENT STAGGS	99	29.91%
BRAD WILSON	32	9.67%
JASON J. WALTON	20	6.04%
Total Votes Cast	331	100.00%

Republican for US House 3

Vote For 1

	TOTAL	VOTE %
MIKE KENNEDY	158	48.62%
CASE LAWRENCE	87	26.77%
STEWART PEAY	42	12.92%
JOHN "FRUGAL" DOUGALL	21	6.46%
JR BIRD	17	5.23%
Total Votes Cast	325	100.00%

PG325

Republican for Governor

Vote For 1

	TOTAL	VOTE %
PHIL LYMAN NATALIE CLAWSON	170	51.67%
SPENCER J. COX DEIDRE M.	159	48.33%
Total Votes Cast	329	100.00%

Republican for Attorney General

Vote For 1

	TOTAL	VOTE %
DEREK BROWN	139	43.99%
RACHEL TERRY	95	30.06%
FRANK DEMCY MYLAR	82	25.95%
Total Votes Cast	316	100.00%

Republican for State Auditor

Vote For 1

	TOTAL	VOTE %
TINA CANNON	168	54.72%
RICKY HATCH	139	45.28%
Total Votes Cast	307	100.00%

School Board Alpine 5

Vote For 1

	TOTAL	VOTE %
MARK CLEMENT	152	45.37%
JOHN T. GADD	119	35.52%
TRACY MCMILLAN	64	19.10%
Total Votes Cast	335	100.00%

PG326

STATISTICS

	TOTAL
Registered Voters - Total	917
Registered Voters - Republican	564
Registered Voters - Nonpartisan	353
Ballots Cast - Total	333
Ballots Cast - Republican	286
Ballots Cast - Nonpartisan	47
Ballots Cast - Blank	0
Voter Turnout - Total	36.31%
Voter Turnout - Republican	50.71%
Voter Turnout - Nonpartisan	13.31%

Republican for US Senate

Vote For 1

	TOTAL	VOTE %
JOHN CURTIS	147	51.76%
TRENT STAGGS	91	32.04%
BRAD WILSON	28	9.86%
JASON J. WALTON	18	6.34%
Total Votes Cast	284	100.00%

Republican for US House 3

Vote For 1

	TOTAL	VOTE %
MIKE KENNEDY	111	39.36%
CASE LAWRENCE	78	27.66%
STEWART PEAY	63	22.34%
JOHN "FRUGAL" DOUGALL	16	5.67%
JR BIRD	14	4.96%
Total Votes Cast	282	100.00%

PG326

Republican for Governor

Vote For 1

	TOTAL	VOTE %
SPENCER J. COX DEIDRE M.	152	53.15%
PHIL LYMAN NATALIE CLAWSON	134	46.85%
Total Votes Cast	286	100.00%

Republican for Attorney General

Vote For 1

	TOTAL	VOTE %
DEREK BROWN	105	38.32%
RACHEL TERRY	96	35.04%
FRANK DEMCY MYLAR	73	26.64%
Total Votes Cast	274	100.00%

Republican for State Auditor

Vote For 1

	TOTAL	VOTE %
TINA CANNON	151	54.51%
RICKY HATCH	126	45.49%
Total Votes Cast	277	100.00%

School Board Alpine 5

Vote For 1

	TOTAL	VOTE %
JOHN T. GADD	124	42.03%
MARK CLEMENT	104	35.25%
TRACY MCMILLAN	67	22.71%
Total Votes Cast	295	100.00%

PR301

STATISTICS

	TOTAL
Registered Voters - Total	3
Registered Voters - Republican	3
Registered Voters - Nonpartisan	0
Ballots Cast - Total	1
Ballots Cast - Republican	1
Ballots Cast - Nonpartisan	0
Ballots Cast - Blank	0
Voter Turnout - Total	33.33%
Voter Turnout - Republican	33.33%
Voter Turnout - Nonpartisan	0.00%

Republican for US Senate

Vote For 1

	TOTAL	VOTE %
JOHN CURTIS	1	100.00%
JASON J. WALTON	0	0.00%
BRAD WILSON	0	0.00%
TRENT STAGGS	0	0.00%
Total Votes Cast	1	100.00%

Republican for US House 3

Vote For 1

	TOTAL	VOTE %
STEWART PEAY	1	100.00%
JR BIRD	0	0.00%
MIKE KENNEDY	0	0.00%
CASE LAWRENCE	0	0.00%
JOHN "FRUGAL" DOUGALL	0	0.00%
Total Votes Cast	1	100.00%

PR301

Republican for Governor

Vote For 1

	TOTAL	VOTE %
PHIL LYMAN NATALIE CLAWSON	1	100.00%
SPENCER J. COX DEIDRE M.	0	0.00%
Total Votes Cast	1	100.00%

Republican for Attorney General

Vote For 1

	TOTAL	VOTE %
DEREK BROWN	1	100.00%
FRANK DEMCY MYLAR	0	0.00%
RACHEL TERRY	0	0.00%
Total Votes Cast	1	100.00%

Republican for State Auditor

Vote For 1

	TOTAL	VOTE %
RICKY HATCH	1	100.00%
TINA CANNON	0	0.00%
Total Votes Cast	1	100.00%

Republican for State House 58

Vote For 1

	TOTAL	VOTE %
DAVID SHALLENBERGER	1	100.00%
HOLLY SWEETEN	0	0.00%
Total Votes Cast	1	100.00%

PR302

STATISTICS

	TOTAL
Registered Voters - Total	474
Registered Voters - Republican	474
Registered Voters - Nonpartisan	0
Ballots Cast - Total	197
Ballots Cast - Republican	197
Ballots Cast - Nonpartisan	0
Ballots Cast - Blank	0
Voter Turnout - Total	41.56%
Voter Turnout - Republican	41.56%
Voter Turnout - Nonpartisan	0.00%

Republican for US Senate

Vote For 1

	TOTAL	VOTE %
JOHN CURTIS	135	68.53%
TRENT STAGGS	51	25.89%
JASON J. WALTON	6	3.05%
BRAD WILSON	5	2.54%
Total Votes Cast	197	100.00%

Republican for US House 3

Vote For 1

	TOTAL	VOTE %
MIKE KENNEDY	60	30.93%
CASE LAWRENCE	56	28.87%
STEWART PEAY	43	22.16%
JOHN "FRUGAL" DOUGALL	20	10.31%
JR BIRD	15	7.73%
Total Votes Cast	194	100.00%

PR302

Republican for Governor

Vote For 1

	TOTAL	VOTE %
SPENCER J. COX DEIDRE M.	114	58.76%
PHIL LYMAN NATALIE CLAWSON	80	41.24%
Total Votes Cast	194	100.00%

Republican for Attorney General

Vote For 1

	TOTAL	VOTE %
DEREK BROWN	107	57.53%
RACHEL TERRY	46	24.73%
FRANK DEMCY MYLAR	33	17.74%
Total Votes Cast	186	100.00%

Republican for State Auditor

Vote For 1

	TOTAL	VOTE %
TINA CANNON	103	57.54%
RICKY HATCH	76	42.46%
Total Votes Cast	179	100.00%

Republican for State House 58

Vote For 1

	TOTAL	VOTE %
DAVID SHALLENBERGER	126	66.67%
HOLLY SWEETEN	63	33.33%
Total Votes Cast	189	100.00%

PR302

Republican for State School Board 13

Vote For 1

	TOTAL	VOTE %
RANDY BOOTHE	100	54.35%
CARI BARTHOLOMEW	84	45.65%
Total Votes Cast	184	100.00%

PR304

STATISTICS

	TOTAL
Registered Voters - Total	236
Registered Voters - Republican	236
Registered Voters - Nonpartisan	0
Ballots Cast - Total	116
Ballots Cast - Republican	116
Ballots Cast - Nonpartisan	0
Ballots Cast - Blank	0
Voter Turnout - Total	49.15%
Voter Turnout - Republican	49.15%
Voter Turnout - Nonpartisan	0.00%

Republican for US Senate

Vote For 1

	TOTAL	VOTE %
JOHN CURTIS	68	58.62%
TRENT STAGGS	32	27.59%
BRAD WILSON	12	10.34%
JASON J. WALTON	4	3.45%
Total Votes Cast	116	100.00%

Republican for US House 3

Vote For 1

	TOTAL	VOTE %
MIKE KENNEDY	35	30.43%
CASE LAWRENCE	32	27.83%
STEWART PEAY	30	26.09%
JR BIRD	9	7.83%
JOHN "FRUGAL" DOUGALL	9	7.83%
Total Votes Cast	115	100.00%

PR304

Republican for Governor

Vote For 1

	TOTAL	VOTE %
SPENCER J. COX DEIDRE M.	64	55.17%
PHIL LYMAN NATALIE CLAWSON	52	44.83%
Total Votes Cast	116	100.00%

Republican for Attorney General

Vote For 1

	TOTAL	VOTE %
DEREK BROWN	48	42.11%
RACHEL TERRY	36	31.58%
FRANK DEMCY MYLAR	30	26.32%
Total Votes Cast	114	100.00%

Republican for State Auditor

Vote For 1

	TOTAL	VOTE %
TINA CANNON	71	63.96%
RICKY HATCH	40	36.04%
Total Votes Cast	111	100.00%

Republican for State House 58

Vote For 1

	TOTAL	VOTE %
DAVID SHALLENBERGER	65	57.52%
HOLLY SWEETEN	48	42.48%
Total Votes Cast	113	100.00%

PR304

Republican for State School Board 13

Vote For 1

	TOTAL	VOTE %
RANDY BOOTHE	58	51.79%
CARI BARTHOLOMEW	54	48.21%
Total Votes Cast	112	100.00%

PR305

STATISTICS

	TOTAL
Registered Voters - Total	525
Registered Voters - Republican	525
Registered Voters - Nonpartisan	0
Ballots Cast - Total	304
Ballots Cast - Republican	304
Ballots Cast - Nonpartisan	0
Ballots Cast - Blank	0
Voter Turnout - Total	57.90%
Voter Turnout - Republican	57.90%
Voter Turnout - Nonpartisan	0.00%

Republican for US Senate

Vote For 1

	TOTAL	VOTE %
JOHN CURTIS	156	51.83%
TRENT STAGGS	120	39.87%
JASON J. WALTON	15	4.98%
BRAD WILSON	10	3.32%
Total Votes Cast	301	100.00%

Republican for US House 3

Vote For 1

	TOTAL	VOTE %
MIKE KENNEDY	137	46.28%
CASE LAWRENCE	85	28.72%
STEWART PEAY	37	12.50%
JOHN "FRUGAL" DOUGALL	21	7.09%
JR BIRD	16	5.41%
Total Votes Cast	296	100.00%

PR305

Republican for Governor

Vote For 1

	TOTAL	VOTE %
SPENCER J. COX DEIDRE M.	152	50.00%
PHIL LYMAN NATALIE CLAWSON	152	50.00%
Total Votes Cast	304	100.00%

Republican for Attorney General

Vote For 1

	TOTAL	VOTE %
DEREK BROWN	111	38.68%
RACHEL TERRY	89	31.01%
FRANK DEMCY MYLAR	87	30.31%
Total Votes Cast	287	100.00%

Republican for State Auditor

Vote For 1

	TOTAL	VOTE %
TINA CANNON	188	66.67%
RICKY HATCH	94	33.33%
Total Votes Cast	282	100.00%

Republican for State House 58

Vote For 1

	TOTAL	VOTE %
DAVID SHALLENBERGER	180	60.81%
HOLLY SWEETEN	116	39.19%
Total Votes Cast	296	100.00%

PR305

Republican for State School Board 13

Vote For 1

	TOTAL	VOTE %
CARI BARTHOLOMEW	173	58.84%
RANDY BOOTHE	121	41.16%
Total Votes Cast	294	100.00%

PR306

STATISTICS

	TOTAL
Registered Voters - Total	297
Registered Voters - Republican	297
Registered Voters - Nonpartisan	0
Ballots Cast - Total	171
Ballots Cast - Republican	171
Ballots Cast - Nonpartisan	0
Ballots Cast - Blank	0
Voter Turnout - Total	57.58%
Voter Turnout - Republican	57.58%
Voter Turnout - Nonpartisan	0.00%

Republican for US Senate

Vote For 1

	TOTAL	VOTE %
JOHN CURTIS	125	73.10%
TRENT STAGGS	29	16.96%
BRAD WILSON	10	5.85%
JASON J. WALTON	7	4.09%
Total Votes Cast	171	100.00%

Republican for US House 3

Vote For 1

	TOTAL	VOTE %
CASE LAWRENCE	70	42.94%
MIKE KENNEDY	43	26.38%
STEWART PEAY	29	17.79%
JOHN "FRUGAL" DOUGALL	14	8.59%
JR BIRD	7	4.29%
Total Votes Cast	163	100.00%

PR306

Republican for Governor

Vote For 1

	TOTAL	VOTE %
SPENCER J. COX DEIDRE M.	116	68.64%
PHIL LYMAN NATALIE CLAWSON	53	31.36%
Total Votes Cast	169	100.00%

Republican for Attorney General

Vote For 1

	TOTAL	VOTE %
DEREK BROWN	78	48.75%
RACHEL TERRY	50	31.25%
FRANK DEMCY MYLAR	32	20.00%
Total Votes Cast	160	100.00%

Republican for State Auditor

Vote For 1

	TOTAL	VOTE %
TINA CANNON	91	58.71%
RICKY HATCH	64	41.29%
Total Votes Cast	155	100.00%

Republican for State House 58

Vote For 1

	TOTAL	VOTE %
DAVID SHALLENBERGER	122	73.94%
HOLLY SWEETEN	43	26.06%
Total Votes Cast	165	100.00%

PR306

Republican for State School Board 13

Vote For 1

	TOTAL	VOTE %
RANDY BOOTHE	94	60.26%
CARI BARTHOLOMEW	62	39.74%
Total Votes Cast	156	100.00%

PR307

STATISTICS

	TOTAL
Registered Voters - Total	736
Registered Voters - Republican	736
Registered Voters - Nonpartisan	0
Ballots Cast - Total	425
Ballots Cast - Republican	425
Ballots Cast - Nonpartisan	0
Ballots Cast - Blank	0
Voter Turnout - Total	57.74%
Voter Turnout - Republican	57.74%
Voter Turnout - Nonpartisan	0.00%

Republican for US Senate

Vote For 1

	TOTAL	VOTE %
JOHN CURTIS	257	60.61%
TRENT STAGGS	105	24.76%
BRAD WILSON	42	9.91%
JASON J. WALTON	20	4.72%
Total Votes Cast	424	100.00%

Republican for US House 3

Vote For 1

	TOTAL	VOTE %
MIKE KENNEDY	138	33.33%
CASE LAWRENCE	122	29.47%
STEWART PEAY	92	22.22%
JOHN "FRUGAL" DOUGALL	34	8.21%
JR BIRD	28	6.76%
Total Votes Cast	414	100.00%

PR307

Republican for Governor

Vote For 1

	TOTAL	VOTE %
SPENCER J. COX DEIDRE M.	238	56.40%
PHIL LYMAN NATALIE CLAWSON	184	43.60%
Total Votes Cast	422	100.00%

Republican for Attorney General

Vote For 1

	TOTAL	VOTE %
DEREK BROWN	179	44.53%
RACHEL TERRY	140	34.83%
FRANK DEMCY MYLAR	83	20.65%
Total Votes Cast	402	100.00%

Republican for State Auditor

Vote For 1

	TOTAL	VOTE %
TINA CANNON	244	60.70%
RICKY HATCH	158	39.30%
Total Votes Cast	402	100.00%

Republican for State House 58

Vote For 1

	TOTAL	VOTE %
DAVID SHALLENBERGER	231	56.34%
HOLLY SWEETEN	179	43.66%
Total Votes Cast	410	100.00%

PR307

Republican for State School Board 13

Vote For 1

	TOTAL	VOTE %
CARI BARTHOLOMEW	215	53.35%
RANDY BOOTHE	188	46.65%
Total Votes Cast	403	100.00%

PR308

STATISTICS

	TOTAL
Registered Voters - Total	654
Registered Voters - Republican	654
Registered Voters - Nonpartisan	0
Ballots Cast - Total	360
Ballots Cast - Republican	360
Ballots Cast - Nonpartisan	0
Ballots Cast - Blank	0
Voter Turnout - Total	55.05%
Voter Turnout - Republican	55.05%
Voter Turnout - Nonpartisan	0.00%

Republican for US Senate

Vote For 1

	TOTAL	VOTE %
JOHN CURTIS	200	56.02%
TRENT STAGGS	91	25.49%
JASON J. WALTON	54	15.13%
BRAD WILSON	12	3.36%
Total Votes Cast	357	100.00%

Republican for US House 3

Vote For 1

	TOTAL	VOTE %
MIKE KENNEDY	130	37.57%
CASE LAWRENCE	122	35.26%
STEWART PEAY	41	11.85%
JOHN "FRUGAL" DOUGALL	35	10.12%
JR BIRD	18	5.20%
Total Votes Cast	346	100.00%

PR308

Republican for Governor

Vote For 1

	TOTAL	VOTE %
SPENCER J. COX DEIDRE M.	210	58.66%
PHIL LYMAN NATALIE CLAWSON	148	41.34%
Total Votes Cast	358	100.00%

Republican for Attorney General

Vote For 1

	TOTAL	VOTE %
DEREK BROWN	191	56.68%
RACHEL TERRY	75	22.26%
FRANK DEMCY MYLAR	71	21.07%
Total Votes Cast	337	100.00%

Republican for State Auditor

Vote For 1

	TOTAL	VOTE %
TINA CANNON	182	57.78%
RICKY HATCH	133	42.22%
Total Votes Cast	315	100.00%

Republican for State House 58

Vote For 1

	TOTAL	VOTE %
DAVID SHALLENBERGER	208	61.00%
HOLLY SWEETEN	133	39.00%
Total Votes Cast	341	100.00%

PR308

Republican for State School Board 13

Vote For 1

	TOTAL	VOTE %
RANDY BOOTHE	167	51.38%
CARI BARTHOLOMEW	158	48.62%
Total Votes Cast	325	100.00%

PR310

STATISTICS

	TOTAL
Registered Voters - Total	690
Registered Voters - Republican	690
Registered Voters - Nonpartisan	0
Ballots Cast - Total	423
Ballots Cast - Republican	423
Ballots Cast - Nonpartisan	0
Ballots Cast - Blank	0
Voter Turnout - Total	61.30%
Voter Turnout - Republican	61.30%
Voter Turnout - Nonpartisan	0.00%

Republican for US Senate

Vote For 1

	TOTAL	VOTE %
JOHN CURTIS	273	64.69%
TRENT STAGGS	98	23.22%
BRAD WILSON	30	7.11%
JASON J. WALTON	21	4.98%
Total Votes Cast	422	100.00%

Republican for US House 3

Vote For 1

	TOTAL	VOTE %
CASE LAWRENCE	186	45.59%
MIKE KENNEDY	130	31.86%
STEWART PEAY	49	12.01%
JOHN "FRUGAL" DOUGALL	25	6.13%
JR BIRD	18	4.41%
Total Votes Cast	408	100.00%

PR310

Republican for Governor

Vote For 1

	TOTAL	VOTE %
SPENCER J. COX DEIDRE M.	264	62.71%
PHIL LYMAN NATALIE CLAWSON	157	37.29%
Total Votes Cast	421	100.00%

Republican for Attorney General

Vote For 1

	TOTAL	VOTE %
DEREK BROWN	219	54.89%
RACHEL TERRY	102	25.56%
FRANK DEMCY MYLAR	78	19.55%
Total Votes Cast	399	100.00%

Republican for State Auditor

Vote For 1

	TOTAL	VOTE %
TINA CANNON	233	62.13%
RICKY HATCH	142	37.87%
Total Votes Cast	375	100.00%

Republican for State House 58

Vote For 1

	TOTAL	VOTE %
DAVID SHALLENBERGER	228	58.02%
HOLLY SWEETEN	165	41.98%
Total Votes Cast	393	100.00%

PR310

Republican for State School Board 13

Vote For 1

	TOTAL	VOTE %
RANDY BOOTHE	203	51.79%
CARI BARTHOLOMEW	189	48.21%
Total Votes Cast	392	100.00%

PR311

STATISTICS

	TOTAL
Registered Voters - Total	462
Registered Voters - Republican	462
Registered Voters - Nonpartisan	0
Ballots Cast - Total	247
Ballots Cast - Republican	247
Ballots Cast - Nonpartisan	0
Ballots Cast - Blank	0
Voter Turnout - Total	53.46%
Voter Turnout - Republican	53.46%
Voter Turnout - Nonpartisan	0.00%

Republican for US Senate

Vote For 1

	TOTAL	VOTE %
JOHN CURTIS	153	62.45%
TRENT STAGGS	68	27.76%
BRAD WILSON	19	7.76%
JASON J. WALTON	5	2.04%
Total Votes Cast	245	100.00%

Republican for US House 3

Vote For 1

	TOTAL	VOTE %
MIKE KENNEDY	101	42.62%
CASE LAWRENCE	56	23.63%
STEWART PEAY	51	21.52%
JR BIRD	15	6.33%
JOHN "FRUGAL" DOUGALL	14	5.91%
Total Votes Cast	237	100.00%

PR311

Republican for Governor

Vote For 1

	TOTAL	VOTE %
SPENCER J. COX DEIDRE M.	157	64.08%
PHIL LYMAN NATALIE CLAWSON	88	35.92%
Total Votes Cast	245	100.00%

Republican for Attorney General

Vote For 1

	TOTAL	VOTE %
DEREK BROWN	110	47.01%
RACHEL TERRY	78	33.33%
FRANK DEMCY MYLAR	46	19.66%
Total Votes Cast	234	100.00%

Republican for State Auditor

Vote For 1

	TOTAL	VOTE %
TINA CANNON	114	50.89%
RICKY HATCH	110	49.11%
Total Votes Cast	224	100.00%

Republican for State House 58

Vote For 1

	TOTAL	VOTE %
DAVID SHALLENBERGER	154	66.96%
HOLLY SWEETEN	76	33.04%
Total Votes Cast	230	100.00%

PR311

Republican for State School Board 13

Vote For 1

	TOTAL	VOTE %
RANDY BOOTHE	125	53.42%
CARI BARTHOLOMEW	109	46.58%
Total Votes Cast	234	100.00%

PR312

STATISTICS

	TOTAL
Registered Voters - Total	455
Registered Voters - Republican	455
Registered Voters - Nonpartisan	0
Ballots Cast - Total	293
Ballots Cast - Republican	293
Ballots Cast - Nonpartisan	0
Ballots Cast - Blank	0
Voter Turnout - Total	64.40%
Voter Turnout - Republican	64.40%
Voter Turnout - Nonpartisan	0.00%

Republican for US Senate

Vote For 1

	TOTAL	VOTE %
JOHN CURTIS	178	60.75%
TRENT STAGGS	71	24.23%
BRAD WILSON	34	11.60%
JASON J. WALTON	10	3.41%
Total Votes Cast	293	100.00%

Republican for US House 3

Vote For 1

	TOTAL	VOTE %
MIKE KENNEDY	127	43.94%
CASE LAWRENCE	67	23.18%
STEWART PEAY	48	16.61%
JR BIRD	26	9.00%
JOHN "FRUGAL" DOUGALL	21	7.27%
Total Votes Cast	289	100.00%

PR312

Republican for Governor

Vote For 1

	TOTAL	VOTE %
SPENCER J. COX DEIDRE M.	186	64.14%
PHIL LYMAN NATALIE CLAWSON	104	35.86%
Total Votes Cast	290	100.00%

Republican for Attorney General

Vote For 1

	TOTAL	VOTE %
DEREK BROWN	122	42.36%
RACHEL TERRY	88	30.56%
FRANK DEMCY MYLAR	78	27.08%
Total Votes Cast	288	100.00%

Republican for State Auditor

Vote For 1

	TOTAL	VOTE %
TINA CANNON	153	54.84%
RICKY HATCH	126	45.16%
Total Votes Cast	279	100.00%

Republican for State House 58

Vote For 1

	TOTAL	VOTE %
DAVID SHALLENBERGER	182	64.08%
HOLLY SWEETEN	102	35.92%
Total Votes Cast	284	100.00%

PR312

Republican for State School Board 13

Vote For 1

	TOTAL	VOTE %
RANDY BOOTHE	155	55.16%
CARI BARTHOLOMEW	126	44.84%
Total Votes Cast	281	100.00%

PR313

STATISTICS

	TOTAL
Registered Voters - Total	566
Registered Voters - Republican	566
Registered Voters - Nonpartisan	0
Ballots Cast - Total	325
Ballots Cast - Republican	325
Ballots Cast - Nonpartisan	0
Ballots Cast - Blank	0
Voter Turnout - Total	57.42%
Voter Turnout - Republican	57.42%
Voter Turnout - Nonpartisan	0.00%

Republican for US Senate

Vote For 1

	TOTAL	VOTE %
JOHN CURTIS	207	63.89%
TRENT STAGGS	86	26.54%
BRAD WILSON	20	6.17%
JASON J. WALTON	11	3.40%
Total Votes Cast	324	100.00%

Republican for US House 3

Vote For 1

	TOTAL	VOTE %
MIKE KENNEDY	108	33.33%
STEWART PEAY	85	26.23%
CASE LAWRENCE	79	24.38%
JOHN "FRUGAL" DOUGALL	42	12.96%
JR BIRD	10	3.09%
Total Votes Cast	324	100.00%

PR313

Republican for Governor

Vote For 1

	TOTAL	VOTE %
SPENCER J. COX DEIDRE M.	208	64.20%
PHIL LYMAN NATALIE CLAWSON	116	35.80%
Total Votes Cast	324	100.00%

Republican for Attorney General

Vote For 1

	TOTAL	VOTE %
DEREK BROWN	136	43.45%
RACHEL TERRY	109	34.82%
FRANK DEMCY MYLAR	68	21.73%
Total Votes Cast	313	100.00%

Republican for State Auditor

Vote For 1

	TOTAL	VOTE %
TINA CANNON	175	59.12%
RICKY HATCH	121	40.88%
Total Votes Cast	296	100.00%

Republican for State House 58

Vote For 1

	TOTAL	VOTE %
DAVID SHALLENBERGER	186	60.00%
HOLLY SWEETEN	124	40.00%
Total Votes Cast	310	100.00%

PR313

Republican for State School Board 13

Vote For 1

	TOTAL	VOTE %
RANDY BOOTHE	176	56.05%
CARI BARTHOLOMEW	138	43.95%
Total Votes Cast	314	100.00%

PR314

STATISTICS

	TOTAL
Registered Voters - Total	596
Registered Voters - Republican	596
Registered Voters - Nonpartisan	0
Ballots Cast - Total	343
Ballots Cast - Republican	343
Ballots Cast - Nonpartisan	0
Ballots Cast - Blank	0
Voter Turnout - Total	57.55%
Voter Turnout - Republican	57.55%
Voter Turnout - Nonpartisan	0.00%

Republican for US Senate

Vote For 1

	TOTAL	VOTE %
JOHN CURTIS	248	72.30%
TRENT STAGGS	66	19.24%
JASON J. WALTON	18	5.25%
BRAD WILSON	11	3.21%
Total Votes Cast	343	100.00%

Republican for US House 3

Vote For 1

	TOTAL	VOTE %
MIKE KENNEDY	116	34.83%
CASE LAWRENCE	98	29.43%
STEWART PEAY	76	22.82%
JOHN "FRUGAL" DOUGALL	28	8.41%
JR BIRD	15	4.50%
Total Votes Cast	333	100.00%

PR314

Republican for Governor

Vote For 1

	TOTAL	VOTE %
SPENCER J. COX DEIDRE M.	225	65.98%
PHIL LYMAN NATALIE CLAWSON	116	34.02%
Total Votes Cast	341	100.00%

Republican for Attorney General

Vote For 1

	TOTAL	VOTE %
DEREK BROWN	153	46.79%
RACHEL TERRY	124	37.92%
FRANK DEMCY MYLAR	50	15.29%
Total Votes Cast	327	100.00%

Republican for State Auditor

Vote For 1

	TOTAL	VOTE %
TINA CANNON	180	58.25%
RICKY HATCH	129	41.75%
Total Votes Cast	309	100.00%

Republican for State House 58

Vote For 1

	TOTAL	VOTE %
DAVID SHALLENBERGER	212	63.47%
HOLLY SWEETEN	122	36.53%
Total Votes Cast	334	100.00%

PR314

Republican for State School Board 13

Vote For 1

	TOTAL	VOTE %
RANDY BOOTHE	195	59.09%
CARI BARTHOLOMEW	135	40.91%
Total Votes Cast	330	100.00%

PR315

STATISTICS

	TOTAL
Registered Voters - Total	608
Registered Voters - Republican	608
Registered Voters - Nonpartisan	0
Ballots Cast - Total	343
Ballots Cast - Republican	343
Ballots Cast - Nonpartisan	0
Ballots Cast - Blank	0
Voter Turnout - Total	56.41%
Voter Turnout - Republican	56.41%
Voter Turnout - Nonpartisan	0.00%

Republican for US Senate

Vote For 1

	TOTAL	VOTE %
JOHN CURTIS	199	58.53%
TRENT STAGGS	94	27.65%
BRAD WILSON	27	7.94%
JASON J. WALTON	20	5.88%
Total Votes Cast	340	100.00%

Republican for US House 3

Vote For 1

	TOTAL	VOTE %
MIKE KENNEDY	168	49.70%
CASE LAWRENCE	74	21.89%
STEWART PEAY	66	19.53%
JR BIRD	15	4.44%
JOHN "FRUGAL" DOUGALL	15	4.44%
Total Votes Cast	338	100.00%

PR315

Republican for Governor

Vote For 1

	TOTAL	VOTE %
SPENCER J. COX DEIDRE M.	192	56.14%
PHIL LYMAN NATALIE CLAWSON	150	43.86%
Total Votes Cast	342	100.00%

Republican for Attorney General

Vote For 1

	TOTAL	VOTE %
DEREK BROWN	178	54.77%
FRANK DEMCY MYLAR	77	23.69%
RACHEL TERRY	70	21.54%
Total Votes Cast	325	100.00%

Republican for State Auditor

Vote For 1

	TOTAL	VOTE %
TINA CANNON	201	63.41%
RICKY HATCH	116	36.59%
Total Votes Cast	317	100.00%

Republican for State School Board 13

Vote For 1

	TOTAL	VOTE %
CARI BARTHOLOMEW	175	53.35%
RANDY BOOTHE	153	46.65%
Total Votes Cast	328	100.00%

PR316

STATISTICS

	TOTAL
Registered Voters - Total	319
Registered Voters - Republican	319
Registered Voters - Nonpartisan	0
Ballots Cast - Total	165
Ballots Cast - Republican	165
Ballots Cast - Nonpartisan	0
Ballots Cast - Blank	0
Voter Turnout - Total	51.72%
Voter Turnout - Republican	51.72%
Voter Turnout - Nonpartisan	0.00%

Republican for US Senate

Vote For 1

	TOTAL	VOTE %
JOHN CURTIS	76	46.34%
TRENT STAGGS	62	37.80%
BRAD WILSON	14	8.54%
JASON J. WALTON	12	7.32%
Total Votes Cast	164	100.00%

Republican for US House 3

Vote For 1

	TOTAL	VOTE %
MIKE KENNEDY	60	37.04%
CASE LAWRENCE	45	27.78%
STEWART PEAY	30	18.52%
JOHN "FRUGAL" DOUGALL	22	13.58%
JR BIRD	5	3.09%
Total Votes Cast	162	100.00%

PR316

Republican for Governor

Vote For 1

	TOTAL	VOTE %
SPENCER J. COX DEIDRE M.	84	50.91%
PHIL LYMAN NATALIE CLAWSON	81	49.09%
Total Votes Cast	165	100.00%

Republican for Attorney General

Vote For 1

	TOTAL	VOTE %
DEREK BROWN	63	39.13%
RACHEL TERRY	55	34.16%
FRANK DEMCY MYLAR	43	26.71%
Total Votes Cast	161	100.00%

Republican for State Auditor

Vote For 1

	TOTAL	VOTE %
TINA CANNON	111	71.15%
RICKY HATCH	45	28.85%
Total Votes Cast	156	100.00%

Republican for State School Board 13

Vote For 1

	TOTAL	VOTE %
CARI BARTHOLOMEW	92	58.23%
RANDY BOOTHE	66	41.77%
Total Votes Cast	158	100.00%

PR317

STATISTICS

	TOTAL
Registered Voters - Total	442
Registered Voters - Republican	442
Registered Voters - Nonpartisan	0
Ballots Cast - Total	281
Ballots Cast - Republican	281
Ballots Cast - Nonpartisan	0
Ballots Cast - Blank	0
Voter Turnout - Total	63.57%
Voter Turnout - Republican	63.57%
Voter Turnout - Nonpartisan	0.00%

Republican for US Senate

Vote For 1

	TOTAL	VOTE %
JOHN CURTIS	178	63.35%
TRENT STAGGS	59	21.00%
BRAD WILSON	25	8.90%
JASON J. WALTON	19	6.76%
Total Votes Cast	281	100.00%

Republican for US House 3

Vote For 1

	TOTAL	VOTE %
MIKE KENNEDY	125	45.29%
CASE LAWRENCE	73	26.45%
STEWART PEAY	46	16.67%
JOHN "FRUGAL" DOUGALL	19	6.88%
JR BIRD	13	4.71%
Total Votes Cast	276	100.00%

PR317

Republican for Governor

Vote For 1

	TOTAL	VOTE %
SPENCER J. COX DEIDRE M.	187	66.79%
PHIL LYMAN NATALIE CLAWSON	93	33.21%
Total Votes Cast	280	100.00%

Republican for Attorney General

Vote For 1

	TOTAL	VOTE %
DEREK BROWN	139	51.87%
RACHEL TERRY	71	26.49%
FRANK DEMCY MYLAR	58	21.64%
Total Votes Cast	268	100.00%

Republican for State Auditor

Vote For 1

	TOTAL	VOTE %
TINA CANNON	138	54.76%
RICKY HATCH	114	45.24%
Total Votes Cast	252	100.00%

Republican for State House 61

Vote For 1

	TOTAL	VOTE %
LISA SHEPHERD	149	53.79%
TRAVIS HOBAN	128	46.21%
Total Votes Cast	277	100.00%

PR317

Republican for State School Board 13

Vote For 1

	TOTAL	VOTE %
RANDY BOOTHE	136	51.52%
CARI BARTHOLOMEW	128	48.48%
Total Votes Cast	264	100.00%

PR318

STATISTICS

	TOTAL
Registered Voters - Total	632
Registered Voters - Republican	632
Registered Voters - Nonpartisan	0
Ballots Cast - Total	339
Ballots Cast - Republican	339
Ballots Cast - Nonpartisan	0
Ballots Cast - Blank	0
Voter Turnout - Total	53.64%
Voter Turnout - Republican	53.64%
Voter Turnout - Nonpartisan	0.00%

Republican for US Senate

Vote For 1

	TOTAL	VOTE %
JOHN CURTIS	228	67.46%
TRENT STAGGS	75	22.19%
BRAD WILSON	30	8.88%
JASON J. WALTON	5	1.48%
Total Votes Cast	338	100.00%

Republican for US House 3

Vote For 1

	TOTAL	VOTE %
STEWART PEAY	124	37.13%
MIKE KENNEDY	109	32.63%
CASE LAWRENCE	62	18.56%
JOHN "FRUGAL" DOUGALL	27	8.08%
JR BIRD	12	3.59%
Total Votes Cast	334	100.00%

PR318

Republican for Governor

Vote For 1

	TOTAL	VOTE %
SPENCER J. COX DEIDRE M.	251	74.48%
PHIL LYMAN NATALIE CLAWSON	86	25.52%
Total Votes Cast	337	100.00%

Republican for Attorney General

Vote For 1

	TOTAL	VOTE %
RACHEL TERRY	163	50.78%
DEREK BROWN	107	33.33%
FRANK DEMCY MYLAR	51	15.89%
Total Votes Cast	321	100.00%

Republican for State Auditor

Vote For 1

	TOTAL	VOTE %
RICKY HATCH	176	55.70%
TINA CANNON	140	44.30%
Total Votes Cast	316	100.00%

Republican for State School Board 13

Vote For 1

	TOTAL	VOTE %
RANDY BOOTHE	202	63.32%
CARI BARTHOLOMEW	117	36.68%
Total Votes Cast	319	100.00%

PR319

STATISTICS

	TOTAL
Registered Voters - Total	184
Registered Voters - Republican	184
Registered Voters - Nonpartisan	0
Ballots Cast - Total	87
Ballots Cast - Republican	87
Ballots Cast - Nonpartisan	0
Ballots Cast - Blank	0
Voter Turnout - Total	47.28%
Voter Turnout - Republican	47.28%
Voter Turnout - Nonpartisan	0.00%

Republican for US Senate

Vote For 1

	TOTAL	VOTE %
JOHN CURTIS	45	51.72%
TRENT STAGGS	30	34.48%
BRAD WILSON	10	11.49%
JASON J. WALTON	2	2.30%
Total Votes Cast	87	100.00%

Republican for US House 3

Vote For 1

	TOTAL	VOTE %
MIKE KENNEDY	31	36.90%
STEWART PEAY	19	22.62%
CASE LAWRENCE	16	19.05%
JOHN "FRUGAL" DOUGALL	10	11.90%
JR BIRD	8	9.52%
Total Votes Cast	84	100.00%

PR319

Republican for Governor

Vote For 1

	TOTAL	VOTE %
SPENCER J. COX DEIDRE M.	49	56.32%
PHIL LYMAN NATALIE CLAWSON	38	43.68%
Total Votes Cast	87	100.00%

Republican for Attorney General

Vote For 1

	TOTAL	VOTE %
RACHEL TERRY	37	44.05%
DEREK BROWN	31	36.90%
FRANK DEMCY MYLAR	16	19.05%
Total Votes Cast	84	100.00%

Republican for State Auditor

Vote For 1

	TOTAL	VOTE %
TINA CANNON	48	57.14%
RICKY HATCH	36	42.86%
Total Votes Cast	84	100.00%

Republican for State School Board 13

Vote For 1

	TOTAL	VOTE %
RANDY BOOTHE	44	51.76%
CARI BARTHOLOMEW	41	48.24%
Total Votes Cast	85	100.00%

PR320

STATISTICS

	TOTAL
Registered Voters - Total	309
Registered Voters - Republican	309
Registered Voters - Nonpartisan	0
Ballots Cast - Total	62
Ballots Cast - Republican	62
Ballots Cast - Nonpartisan	0
Ballots Cast - Blank	0
Voter Turnout - Total	20.06%
Voter Turnout - Republican	20.06%
Voter Turnout - Nonpartisan	0.00%

Republican for US Senate

Vote For 1

	TOTAL	VOTE %
TRENT STAGGS	30	48.39%
JOHN CURTIS	26	41.94%
BRAD WILSON	4	6.45%
JASON J. WALTON	2	3.23%
Total Votes Cast	62	100.00%

Republican for US House 3

Vote For 1

	TOTAL	VOTE %
MIKE KENNEDY	32	53.33%
CASE LAWRENCE	14	23.33%
STEWART PEAY	6	10.00%
JR BIRD	4	6.67%
JOHN "FRUGAL" DOUGALL	4	6.67%
Total Votes Cast	60	100.00%

PR320

Republican for Governor

Vote For 1

	TOTAL	VOTE %
PHIL LYMAN NATALIE CLAWSON	33	53.23%
SPENCER J. COX DEIDRE M.	29	46.77%
Total Votes Cast	62	100.00%

Republican for Attorney General

Vote For 1

	TOTAL	VOTE %
FRANK DEMCY MYLAR	29	49.15%
DEREK BROWN	15	25.42%
RACHEL TERRY	15	25.42%
Total Votes Cast	59	100.00%

Republican for State Auditor

Vote For 1

	TOTAL	VOTE %
RICKY HATCH	29	51.79%
TINA CANNON	27	48.21%
Total Votes Cast	56	100.00%

Republican for State School Board 13

Vote For 1

	TOTAL	VOTE %
CARI BARTHOLOMEW	35	61.40%
RANDY BOOTHE	22	38.60%
Total Votes Cast	57	100.00%

PR321

STATISTICS

	TOTAL
Registered Voters - Total	366
Registered Voters - Republican	366
Registered Voters - Nonpartisan	0
Ballots Cast - Total	34
Ballots Cast - Republican	34
Ballots Cast - Nonpartisan	0
Ballots Cast - Blank	0
Voter Turnout - Total	9.29%
Voter Turnout - Republican	9.29%
Voter Turnout - Nonpartisan	0.00%

Republican for US Senate

Vote For 1

	TOTAL	VOTE %
JOHN CURTIS	13	40.62%
TRENT STAGGS	9	28.12%
JASON J. WALTON	6	18.75%
BRAD WILSON	4	12.50%
Total Votes Cast	32	100.00%

Republican for US House 3

Vote For 1

	TOTAL	VOTE %
MIKE KENNEDY	15	45.45%
CASE LAWRENCE	7	21.21%
JOHN "FRUGAL" DOUGALL	6	18.18%
STEWART PEAY	4	12.12%
JR BIRD	1	3.03%
Total Votes Cast	33	100.00%

PR321

Republican for Governor

Vote For 1

	TOTAL	VOTE %
SPENCER J. COX DEIDRE M.	20	58.82%
PHIL LYMAN NATALIE CLAWSON	14	41.18%
Total Votes Cast	34	100.00%

Republican for Attorney General

Vote For 1

	TOTAL	VOTE %
DEREK BROWN	13	38.24%
RACHEL TERRY	12	35.29%
FRANK DEMCY MYLAR	9	26.47%
Total Votes Cast	34	100.00%

Republican for State Auditor

Vote For 1

	TOTAL	VOTE %
RICKY HATCH	17	54.84%
TINA CANNON	14	45.16%
Total Votes Cast	31	100.00%

Republican for State School Board 13

Vote For 1

	TOTAL	VOTE %
CARI BARTHOLOMEW	17	54.84%
RANDY BOOTHE	14	45.16%
Total Votes Cast	31	100.00%

PR322

STATISTICS

	TOTAL
Registered Voters - Total	276
Registered Voters - Republican	276
Registered Voters - Nonpartisan	0
Ballots Cast - Total	114
Ballots Cast - Republican	114
Ballots Cast - Nonpartisan	0
Ballots Cast - Blank	0
Voter Turnout - Total	41.30%
Voter Turnout - Republican	41.30%
Voter Turnout - Nonpartisan	0.00%

Republican for US Senate

Vote For 1

	TOTAL	VOTE %
JOHN CURTIS	67	59.29%
TRENT STAGGS	33	29.20%
BRAD WILSON	9	7.96%
JASON J. WALTON	4	3.54%
Total Votes Cast	113	100.00%

Republican for US House 3

Vote For 1

	TOTAL	VOTE %
MIKE KENNEDY	52	48.60%
CASE LAWRENCE	23	21.50%
STEWART PEAY	20	18.69%
JOHN "FRUGAL" DOUGALL	8	7.48%
JR BIRD	4	3.74%
Total Votes Cast	107	100.00%

PR322

Republican for Governor

Vote For 1

	TOTAL	VOTE %
SPENCER J. COX DEIDRE M.	58	51.79%
PHIL LYMAN NATALIE CLAWSON	54	48.21%
Total Votes Cast	112	100.00%

Republican for Attorney General

Vote For 1

	TOTAL	VOTE %
DEREK BROWN	59	53.64%
RACHEL TERRY	34	30.91%
FRANK DEMCY MYLAR	17	15.45%
Total Votes Cast	110	100.00%

Republican for State Auditor

Vote For 1

	TOTAL	VOTE %
TINA CANNON	55	52.88%
RICKY HATCH	49	47.12%
Total Votes Cast	104	100.00%

Republican for State House 61

Vote For 1

	TOTAL	VOTE %
LISA SHEPHERD	64	59.81%
TRAVIS HOBAN	43	40.19%
Total Votes Cast	107	100.00%

PR322

Republican for State School Board 13

Vote For 1

	TOTAL	VOTE %
CARI BARTHOLOMEW	64	57.66%
RANDY BOOTHE	47	42.34%
Total Votes Cast	111	100.00%

PR324

STATISTICS

	TOTAL
Registered Voters - Total	315
Registered Voters - Republican	315
Registered Voters - Nonpartisan	0
Ballots Cast - Total	161
Ballots Cast - Republican	161
Ballots Cast - Nonpartisan	0
Ballots Cast - Blank	0
Voter Turnout - Total	51.11%
Voter Turnout - Republican	51.11%
Voter Turnout - Nonpartisan	0.00%

Republican for US Senate

Vote For 1

	TOTAL	VOTE %
JOHN CURTIS	86	54.09%
TRENT STAGGS	43	27.04%
BRAD WILSON	17	10.69%
JASON J. WALTON	13	8.18%
Total Votes Cast	159	100.00%

Republican for US House 3

Vote For 1

	TOTAL	VOTE %
MIKE KENNEDY	67	42.14%
CASE LAWRENCE	47	29.56%
STEWART PEAY	18	11.32%
JOHN "FRUGAL" DOUGALL	17	10.69%
JR BIRD	10	6.29%
Total Votes Cast	159	100.00%

PR324

Republican for Governor

Vote For 1

	TOTAL	VOTE %
SPENCER J. COX DEIDRE M.	84	52.50%
PHIL LYMAN NATALIE CLAWSON	76	47.50%
Total Votes Cast	160	100.00%

Republican for Attorney General

Vote For 1

	TOTAL	VOTE %
DEREK BROWN	69	44.81%
RACHEL TERRY	45	29.22%
FRANK DEMCY MYLAR	40	25.97%
Total Votes Cast	154	100.00%

Republican for State Auditor

Vote For 1

	TOTAL	VOTE %
TINA CANNON	84	57.93%
RICKY HATCH	61	42.07%
Total Votes Cast	145	100.00%

Republican for State House 61

Vote For 1

	TOTAL	VOTE %
LISA SHEPHERD	88	56.05%
TRAVIS HOBAN	69	43.95%
Total Votes Cast	157	100.00%

PR324

Republican for State School Board 13

Vote For 1

	TOTAL	VOTE %
CARI BARTHOLOMEW	84	54.90%
RANDY BOOTHE	69	45.10%
Total Votes Cast	153	100.00%

PR325

STATISTICS

	TOTAL
Registered Voters - Total	412
Registered Voters - Republican	412
Registered Voters - Nonpartisan	0
Ballots Cast - Total	265
Ballots Cast - Republican	265
Ballots Cast - Nonpartisan	0
Ballots Cast - Blank	0
Voter Turnout - Total	64.32%
Voter Turnout - Republican	64.32%
Voter Turnout - Nonpartisan	0.00%

Republican for US Senate

Vote For 1

	TOTAL	VOTE %
JOHN CURTIS	167	63.26%
TRENT STAGGS	77	29.17%
BRAD WILSON	14	5.30%
JASON J. WALTON	6	2.27%
Total Votes Cast	264	100.00%

Republican for US House 3

Vote For 1

	TOTAL	VOTE %
CASE LAWRENCE	107	41.63%
MIKE KENNEDY	89	34.63%
STEWART PEAY	34	13.23%
JOHN "FRUGAL" DOUGALL	19	7.39%
JR BIRD	8	3.11%
Total Votes Cast	257	100.00%

PR325

Republican for Governor

Vote For 1

	TOTAL	VOTE %
SPENCER J. COX DEIDRE M.	158	59.62%
PHIL LYMAN NATALIE CLAWSON	107	40.38%
Total Votes Cast	265	100.00%

Republican for Attorney General

Vote For 1

	TOTAL	VOTE %
DEREK BROWN	120	47.62%
FRANK DEMCY MYLAR	71	28.17%
RACHEL TERRY	61	24.21%
Total Votes Cast	252	100.00%

Republican for State Auditor

Vote For 1

	TOTAL	VOTE %
TINA CANNON	132	55.46%
RICKY HATCH	106	44.54%
Total Votes Cast	238	100.00%

Republican for State House 61

Vote For 1

	TOTAL	VOTE %
TRAVIS HOBAN	132	50.97%
LISA SHEPHERD	127	49.03%
Total Votes Cast	259	100.00%

PR325

Republican for State School Board 13

Vote For 1

	TOTAL	VOTE %
RANDY BOOTHE	136	53.33%
CARI BARTHOLOMEW	119	46.67%
Total Votes Cast	255	100.00%

PR326

STATISTICS

	TOTAL
Registered Voters - Total	701
Registered Voters - Republican	701
Registered Voters - Nonpartisan	0
Ballots Cast - Total	324
Ballots Cast - Republican	324
Ballots Cast - Nonpartisan	0
Ballots Cast - Blank	0
Voter Turnout - Total	46.22%
Voter Turnout - Republican	46.22%
Voter Turnout - Nonpartisan	0.00%

Republican for US Senate

Vote For 1

	TOTAL	VOTE %
JOHN CURTIS	182	56.52%
TRENT STAGGS	96	29.81%
BRAD WILSON	26	8.07%
JASON J. WALTON	18	5.59%
Total Votes Cast	322	100.00%

Republican for US House 3

Vote For 1

	TOTAL	VOTE %
MIKE KENNEDY	114	36.66%
CASE LAWRENCE	74	23.79%
STEWART PEAY	53	17.04%
JR BIRD	42	13.50%
JOHN "FRUGAL" DOUGALL	28	9.00%
Total Votes Cast	311	100.00%

PR326

Republican for Governor

Vote For 1

	TOTAL	VOTE %
SPENCER J. COX DEIDRE M.	187	58.07%
PHIL LYMAN NATALIE CLAWSON	135	41.93%
Total Votes Cast	322	100.00%

Republican for Attorney General

Vote For 1

	TOTAL	VOTE %
DEREK BROWN	129	42.30%
RACHEL TERRY	98	32.13%
FRANK DEMCY MYLAR	78	25.57%
Total Votes Cast	305	100.00%

Republican for State Auditor

Vote For 1

	TOTAL	VOTE %
TINA CANNON	154	52.03%
RICKY HATCH	142	47.97%
Total Votes Cast	296	100.00%

Republican for State House 61

Vote For 1

	TOTAL	VOTE %
LISA SHEPHERD	156	50.16%
TRAVIS HOBAN	155	49.84%
Total Votes Cast	311	100.00%

PR326

Republican for State School Board 13

Vote For 1

	TOTAL	VOTE %
RANDY BOOTHE	166	54.07%
CARI BARTHOLOMEW	141	45.93%
Total Votes Cast	307	100.00%

PR327

STATISTICS

	TOTAL
Registered Voters - Total	584
Registered Voters - Republican	584
Registered Voters - Nonpartisan	0
Ballots Cast - Total	272
Ballots Cast - Republican	272
Ballots Cast - Nonpartisan	0
Ballots Cast - Blank	0
Voter Turnout - Total	46.58%
Voter Turnout - Republican	46.58%
Voter Turnout - Nonpartisan	0.00%

Republican for US Senate

Vote For 1

	TOTAL	VOTE %
JOHN CURTIS	149	55.19%
TRENT STAGGS	77	28.52%
JASON J. WALTON	25	9.26%
BRAD WILSON	19	7.04%
Total Votes Cast	270	100.00%

Republican for US House 3

Vote For 1

	TOTAL	VOTE %
MIKE KENNEDY	119	46.48%
CASE LAWRENCE	72	28.12%
STEWART PEAY	32	12.50%
JR BIRD	21	8.20%
JOHN "FRUGAL" DOUGALL	12	4.69%
Total Votes Cast	256	100.00%

PR327

Republican for Governor

Vote For 1

	TOTAL	VOTE %
SPENCER J. COX DEIDRE M.	153	56.67%
PHIL LYMAN NATALIE CLAWSON	117	43.33%
Total Votes Cast	270	100.00%

Republican for Attorney General

Vote For 1

	TOTAL	VOTE %
DEREK BROWN	110	43.31%
RACHEL TERRY	107	42.13%
FRANK DEMCY MYLAR	37	14.57%
Total Votes Cast	254	100.00%

Republican for State Auditor

Vote For 1

	TOTAL	VOTE %
TINA CANNON	134	54.03%
RICKY HATCH	114	45.97%
Total Votes Cast	248	100.00%

Republican for State House 61

Vote For 1

	TOTAL	VOTE %
LISA SHEPHERD	148	56.06%
TRAVIS HOBAN	116	43.94%
Total Votes Cast	264	100.00%

PR327

Republican for State School Board 13

Vote For 1

	TOTAL	VOTE %
RANDY BOOTHE	129	51.60%
CARI BARTHOLOMEW	121	48.40%
Total Votes Cast	250	100.00%

PR328

STATISTICS

	TOTAL
Registered Voters - Total	582
Registered Voters - Republican	582
Registered Voters - Nonpartisan	0
Ballots Cast - Total	301
Ballots Cast - Republican	301
Ballots Cast - Nonpartisan	0
Ballots Cast - Blank	0
Voter Turnout - Total	51.72%
Voter Turnout - Republican	51.72%
Voter Turnout - Nonpartisan	0.00%

Republican for US Senate

Vote For 1

	TOTAL	VOTE %
JOHN CURTIS	186	62.21%
TRENT STAGGS	71	23.75%
BRAD WILSON	27	9.03%
JASON J. WALTON	15	5.02%
Total Votes Cast	299	100.00%

Republican for US House 3

Vote For 1

	TOTAL	VOTE %
MIKE KENNEDY	124	41.75%
CASE LAWRENCE	77	25.93%
STEWART PEAY	54	18.18%
JR BIRD	24	8.08%
JOHN "FRUGAL" DOUGALL	18	6.06%
Total Votes Cast	297	100.00%

PR328

Republican for Governor

Vote For 1

	TOTAL	VOTE %
SPENCER J. COX DEIDRE M.	187	62.54%
PHIL LYMAN NATALIE CLAWSON	112	37.46%
Total Votes Cast	299	100.00%

Republican for Attorney General

Vote For 1

	TOTAL	VOTE %
DEREK BROWN	122	43.11%
RACHEL TERRY	106	37.46%
FRANK DEMCY MYLAR	55	19.43%
Total Votes Cast	283	100.00%

Republican for State Auditor

Vote For 1

	TOTAL	VOTE %
TINA CANNON	164	58.99%
RICKY HATCH	114	41.01%
Total Votes Cast	278	100.00%

Republican for State House 61

Vote For 1

	TOTAL	VOTE %
LISA SHEPHERD	179	60.47%
TRAVIS HOBAN	117	39.53%
Total Votes Cast	296	100.00%

PR328

Republican for State School Board 13

Vote For 1

	TOTAL	VOTE %
CARI BARTHOLOMEW	145	50.17%
RANDY BOOTHE	144	49.83%
Total Votes Cast	289	100.00%

PR329

STATISTICS

	TOTAL
Registered Voters - Total	620
Registered Voters - Republican	620
Registered Voters - Nonpartisan	0
Ballots Cast - Total	372
Ballots Cast - Republican	372
Ballots Cast - Nonpartisan	0
Ballots Cast - Blank	1
Voter Turnout - Total	60.00%
Voter Turnout - Republican	60.00%
Voter Turnout - Nonpartisan	0.00%

Republican for US Senate

Vote For 1

	TOTAL	VOTE %
JOHN CURTIS	240	65.04%
TRENT STAGGS	82	22.22%
BRAD WILSON	32	8.67%
JASON J. WALTON	15	4.06%
Total Votes Cast	369	100.00%

Republican for US House 3

Vote For 1

	TOTAL	VOTE %
MIKE KENNEDY	141	38.63%
CASE LAWRENCE	100	27.40%
STEWART PEAY	76	20.82%
JOHN "FRUGAL" DOUGALL	30	8.22%
JR BIRD	18	4.93%
Total Votes Cast	365	100.00%

PR329

Republican for Governor

Vote For 1

	TOTAL	VOTE %
SPENCER J. COX DEIDRE M.	225	61.14%
PHIL LYMAN NATALIE CLAWSON	143	38.86%
Total Votes Cast	368	100.00%

Republican for Attorney General

Vote For 1

	TOTAL	VOTE %
DEREK BROWN	167	47.04%
RACHEL TERRY	122	34.37%
FRANK DEMCY MYLAR	66	18.59%
Total Votes Cast	355	100.00%

Republican for State Auditor

Vote For 1

	TOTAL	VOTE %
TINA CANNON	219	64.04%
RICKY HATCH	123	35.96%
Total Votes Cast	342	100.00%

Republican for State House 61

Vote For 1

	TOTAL	VOTE %
TRAVIS HOBAN	233	63.84%
LISA SHEPHERD	132	36.16%
Total Votes Cast	365	100.00%

PR329

Republican for State School Board 13

Vote For 1

	TOTAL	VOTE %
RANDY BOOTHE	212	58.73%
CARI BARTHOLOMEW	149	41.27%
Total Votes Cast	361	100.00%

PR330

STATISTICS

	TOTAL
Registered Voters - Total	472
Registered Voters - Republican	472
Registered Voters - Nonpartisan	0
Ballots Cast - Total	297
Ballots Cast - Republican	297
Ballots Cast - Nonpartisan	0
Ballots Cast - Blank	0
Voter Turnout - Total	62.92%
Voter Turnout - Republican	62.92%
Voter Turnout - Nonpartisan	0.00%

Republican for US Senate

Vote For 1

	TOTAL	VOTE %
JOHN CURTIS	187	63.39%
TRENT STAGGS	70	23.73%
BRAD WILSON	29	9.83%
JASON J. WALTON	9	3.05%
Total Votes Cast	295	100.00%

Republican for US House 3

Vote For 1

	TOTAL	VOTE %
MIKE KENNEDY	102	35.05%
CASE LAWRENCE	83	28.52%
STEWART PEAY	65	22.34%
JOHN "FRUGAL" DOUGALL	26	8.93%
JR BIRD	15	5.15%
Total Votes Cast	291	100.00%

PR330

Republican for Governor

Vote For 1

	TOTAL	VOTE %
SPENCER J. COX DEIDRE M.	198	67.12%
PHIL LYMAN NATALIE CLAWSON	97	32.88%
Total Votes Cast	295	100.00%

Republican for Attorney General

Vote For 1

	TOTAL	VOTE %
DEREK BROWN	123	44.24%
RACHEL TERRY	100	35.97%
FRANK DEMCY MYLAR	55	19.78%
Total Votes Cast	278	100.00%

Republican for State Auditor

Vote For 1

	TOTAL	VOTE %
TINA CANNON	163	59.93%
RICKY HATCH	109	40.07%
Total Votes Cast	272	100.00%

Republican for State House 61

Vote For 1

	TOTAL	VOTE %
TRAVIS HOBAN	192	66.21%
LISA SHEPHERD	98	33.79%
Total Votes Cast	290	100.00%

PR330

Republican for State School Board 13

Vote For 1

	TOTAL	VOTE %
RANDY BOOTHE	161	56.49%
CARI BARTHOLOMEW	124	43.51%
Total Votes Cast	285	100.00%

PR331

STATISTICS

	TOTAL
Registered Voters - Total	397
Registered Voters - Republican	397
Registered Voters - Nonpartisan	0
Ballots Cast - Total	166
Ballots Cast - Republican	166
Ballots Cast - Nonpartisan	0
Ballots Cast - Blank	0
Voter Turnout - Total	41.81%
Voter Turnout - Republican	41.81%
Voter Turnout - Nonpartisan	0.00%

Republican for US Senate

Vote For 1

	TOTAL	VOTE %
JOHN CURTIS	117	70.91%
TRENT STAGGS	31	18.79%
BRAD WILSON	10	6.06%
JASON J. WALTON	7	4.24%
Total Votes Cast	165	100.00%

Republican for US House 3

Vote For 1

	TOTAL	VOTE %
CASE LAWRENCE	50	31.25%
MIKE KENNEDY	44	27.50%
STEWART PEAY	37	23.12%
JOHN "FRUGAL" DOUGALL	19	11.88%
JR BIRD	10	6.25%
Total Votes Cast	160	100.00%

PR331

Republican for Governor

Vote For 1

	TOTAL	VOTE %
SPENCER J. COX DEIDRE M.	112	68.29%
PHIL LYMAN NATALIE CLAWSON	52	31.71%
Total Votes Cast	164	100.00%

Republican for Attorney General

Vote For 1

	TOTAL	VOTE %
RACHEL TERRY	68	43.59%
DEREK BROWN	59	37.82%
FRANK DEMCY MYLAR	29	18.59%
Total Votes Cast	156	100.00%

Republican for State Auditor

Vote For 1

	TOTAL	VOTE %
RICKY HATCH	82	52.56%
TINA CANNON	74	47.44%
Total Votes Cast	156	100.00%

Republican for State House 61

Vote For 1

	TOTAL	VOTE %
TRAVIS HOBAN	96	61.15%
LISA SHEPHERD	61	38.85%
Total Votes Cast	157	100.00%

PR331

Republican for State School Board 13

Vote For 1

	TOTAL	VOTE %
RANDY BOOTHE	95	60.51%
CARI BARTHOLOMEW	62	39.49%
Total Votes Cast	157	100.00%

PR332

STATISTICS

	TOTAL
Registered Voters - Total	444
Registered Voters - Republican	444
Registered Voters - Nonpartisan	0
Ballots Cast - Total	150
Ballots Cast - Republican	150
Ballots Cast - Nonpartisan	0
Ballots Cast - Blank	0
Voter Turnout - Total	33.78%
Voter Turnout - Republican	33.78%
Voter Turnout - Nonpartisan	0.00%

Republican for US Senate

Vote For 1

	TOTAL	VOTE %
JOHN CURTIS	79	53.02%
TRENT STAGGS	47	31.54%
BRAD WILSON	17	11.41%
JASON J. WALTON	6	4.03%
Total Votes Cast	149	100.00%

Republican for US House 3

Vote For 1

	TOTAL	VOTE %
MIKE KENNEDY	52	35.86%
CASE LAWRENCE	40	27.59%
STEWART PEAY	23	15.86%
JR BIRD	20	13.79%
JOHN "FRUGAL" DOUGALL	10	6.90%
Total Votes Cast	145	100.00%

PR332

Republican for Governor

Vote For 1

	TOTAL	VOTE %
SPENCER J. COX DEIDRE M.	83	55.70%
PHIL LYMAN NATALIE CLAWSON	66	44.30%
Total Votes Cast	149	100.00%

Republican for Attorney General

Vote For 1

	TOTAL	VOTE %
RACHEL TERRY	57	39.86%
DEREK BROWN	44	30.77%
FRANK DEMCY MYLAR	42	29.37%
Total Votes Cast	143	100.00%

Republican for State Auditor

Vote For 1

	TOTAL	VOTE %
RICKY HATCH	73	51.77%
TINA CANNON	68	48.23%
Total Votes Cast	141	100.00%

Republican for State House 61

Vote For 1

	TOTAL	VOTE %
LISA SHEPHERD	86	58.50%
TRAVIS HOBAN	61	41.50%
Total Votes Cast	147	100.00%

PR332

Republican for State School Board 13

Vote For 1

	TOTAL	VOTE %
CARI BARTHOLOMEW	74	51.03%
RANDY BOOTHE	71	48.97%
Total Votes Cast	145	100.00%

PR333

STATISTICS

	TOTAL
Registered Voters - Total	229
Registered Voters - Republican	229
Registered Voters - Nonpartisan	0
Ballots Cast - Total	41
Ballots Cast - Republican	41
Ballots Cast - Nonpartisan	0
Ballots Cast - Blank	0
Voter Turnout - Total	17.90%
Voter Turnout - Republican	17.90%
Voter Turnout - Nonpartisan	0.00%

Republican for US Senate

Vote For 1

	TOTAL	VOTE %
JOHN CURTIS	15	36.59%
TRENT STAGGS	11	26.83%
BRAD WILSON	9	21.95%
JASON J. WALTON	6	14.63%
Total Votes Cast	41	100.00%

Republican for US House 3

Vote For 1

	TOTAL	VOTE %
MIKE KENNEDY	15	37.50%
CASE LAWRENCE	15	37.50%
JOHN "FRUGAL" DOUGALL	8	20.00%
JR BIRD	1	2.50%
STEWART PEAY	1	2.50%
Total Votes Cast	40	100.00%

PR333

Republican for Governor

Vote For 1

	TOTAL	VOTE %
SPENCER J. COX DEIDRE M.	26	63.41%
PHIL LYMAN NATALIE CLAWSON	15	36.59%
Total Votes Cast	41	100.00%

Republican for Attorney General

Vote For 1

	TOTAL	VOTE %
RACHEL TERRY	18	48.65%
DEREK BROWN	13	35.14%
FRANK DEMCY MYLAR	6	16.22%
Total Votes Cast	37	100.00%

Republican for State Auditor

Vote For 1

	TOTAL	VOTE %
TINA CANNON	19	51.35%
RICKY HATCH	18	48.65%
Total Votes Cast	37	100.00%

Republican for State School Board 13

Vote For 1

	TOTAL	VOTE %
RANDY BOOTHE	20	54.05%
CARI BARTHOLOMEW	17	45.95%
Total Votes Cast	37	100.00%

PR334

STATISTICS

	TOTAL
Registered Voters - Total	242
Registered Voters - Republican	242
Registered Voters - Nonpartisan	0
Ballots Cast - Total	60
Ballots Cast - Republican	60
Ballots Cast - Nonpartisan	0
Ballots Cast - Blank	0
Voter Turnout - Total	24.79%
Voter Turnout - Republican	24.79%
Voter Turnout - Nonpartisan	0.00%

Republican for US Senate

Vote For 1

	TOTAL	VOTE %
JOHN CURTIS	33	55.00%
TRENT STAGGS	22	36.67%
JASON J. WALTON	4	6.67%
BRAD WILSON	1	1.67%
Total Votes Cast	60	100.00%

Republican for US House 3

Vote For 1

	TOTAL	VOTE %
MIKE KENNEDY	22	37.93%
CASE LAWRENCE	14	24.14%
STEWART PEAY	11	18.97%
JOHN "FRUGAL" DOUGALL	7	12.07%
JR BIRD	4	6.90%
Total Votes Cast	58	100.00%

PR334

Republican for Governor

Vote For 1

	TOTAL	VOTE %
SPENCER J. COX DEIDRE M.	35	59.32%
PHIL LYMAN NATALIE CLAWSON	24	40.68%
Total Votes Cast	59	100.00%

Republican for Attorney General

Vote For 1

	TOTAL	VOTE %
RACHEL TERRY	25	47.17%
DEREK BROWN	14	26.42%
FRANK DEMCY MYLAR	14	26.42%
Total Votes Cast	53	100.00%

Republican for State Auditor

Vote For 1

	TOTAL	VOTE %
TINA CANNON	27	51.92%
RICKY HATCH	25	48.08%
Total Votes Cast	52	100.00%

Republican for State School Board 13

Vote For 1

	TOTAL	VOTE %
CARI BARTHOLOMEW	28	50.91%
RANDY BOOTHE	27	49.09%
Total Votes Cast	55	100.00%

PR335

STATISTICS

	TOTAL
Registered Voters - Total	249
Registered Voters - Republican	249
Registered Voters - Nonpartisan	0
Ballots Cast - Total	43
Ballots Cast - Republican	43
Ballots Cast - Nonpartisan	0
Ballots Cast - Blank	0
Voter Turnout - Total	17.27%
Voter Turnout - Republican	17.27%
Voter Turnout - Nonpartisan	0.00%

Republican for US Senate

Vote For 1

	TOTAL	VOTE %
JOHN CURTIS	21	48.84%
TRENT STAGGS	15	34.88%
JASON J. WALTON	5	11.63%
BRAD WILSON	2	4.65%
Total Votes Cast	43	100.00%

Republican for US House 3

Vote For 1

	TOTAL	VOTE %
MIKE KENNEDY	15	34.88%
STEWART PEAY	12	27.91%
CASE LAWRENCE	8	18.60%
JOHN "FRUGAL" DOUGALL	5	11.63%
JR BIRD	3	6.98%
Total Votes Cast	43	100.00%

PR335

Republican for Governor

Vote For 1

	TOTAL	VOTE %
SPENCER J. COX DEIDRE M.	30	69.77%
PHIL LYMAN NATALIE CLAWSON	13	30.23%
Total Votes Cast	43	100.00%

Republican for Attorney General

Vote For 1

	TOTAL	VOTE %
DEREK BROWN	16	39.02%
RACHEL TERRY	16	39.02%
FRANK DEMCY MYLAR	9	21.95%
Total Votes Cast	41	100.00%

Republican for State Auditor

Vote For 1

	TOTAL	VOTE %
RICKY HATCH	21	51.22%
TINA CANNON	20	48.78%
Total Votes Cast	41	100.00%

Republican for State School Board 13

Vote For 1

	TOTAL	VOTE %
CARI BARTHOLOMEW	22	53.66%
RANDY BOOTHE	19	46.34%
Total Votes Cast	41	100.00%

PR336

STATISTICS

	TOTAL
Registered Voters - Total	316
Registered Voters - Republican	316
Registered Voters - Nonpartisan	0
Ballots Cast - Total	71
Ballots Cast - Republican	71
Ballots Cast - Nonpartisan	0
Ballots Cast - Blank	0
Voter Turnout - Total	22.47%
Voter Turnout - Republican	22.47%
Voter Turnout - Nonpartisan	0.00%

Republican for US Senate

Vote For 1

	TOTAL	VOTE %
JOHN CURTIS	38	55.88%
TRENT STAGGS	17	25.00%
JASON J. WALTON	9	13.24%
BRAD WILSON	4	5.88%
Total Votes Cast	68	100.00%

Republican for US House 3

Vote For 1

	TOTAL	VOTE %
MIKE KENNEDY	22	30.99%
CASE LAWRENCE	22	30.99%
STEWART PEAY	11	15.49%
JR BIRD	8	11.27%
JOHN "FRUGAL" DOUGALL	8	11.27%
Total Votes Cast	71	100.00%

PR336

Republican for Governor

Vote For 1

	TOTAL	VOTE %
SPENCER J. COX DEIDRE M.	43	60.56%
PHIL LYMAN NATALIE CLAWSON	28	39.44%
Total Votes Cast	71	100.00%

Republican for Attorney General

Vote For 1

	TOTAL	VOTE %
DEREK BROWN	28	40.58%
FRANK DEMCY MYLAR	21	30.43%
RACHEL TERRY	20	28.99%
Total Votes Cast	69	100.00%

Republican for State Auditor

Vote For 1

	TOTAL	VOTE %
TINA CANNON	40	57.97%
RICKY HATCH	29	42.03%
Total Votes Cast	69	100.00%

Republican for State School Board 13

Vote For 1

	TOTAL	VOTE %
RANDY BOOTHE	36	52.17%
CARI BARTHOLOMEW	33	47.83%
Total Votes Cast	69	100.00%

PR338

STATISTICS

	TOTAL
Registered Voters - Total	256
Registered Voters - Republican	256
Registered Voters - Nonpartisan	0
Ballots Cast - Total	34
Ballots Cast - Republican	34
Ballots Cast - Nonpartisan	0
Ballots Cast - Blank	0
Voter Turnout - Total	13.28%
Voter Turnout - Republican	13.28%
Voter Turnout - Nonpartisan	0.00%

Republican for US Senate

Vote For 1

	TOTAL	VOTE %
JOHN CURTIS	23	67.65%
TRENT STAGGS	5	14.71%
JASON J. WALTON	4	11.76%
BRAD WILSON	2	5.88%
Total Votes Cast	34	100.00%

Republican for US House 3

Vote For 1

	TOTAL	VOTE %
MIKE KENNEDY	12	35.29%
CASE LAWRENCE	12	35.29%
STEWART PEAY	9	26.47%
JOHN "FRUGAL" DOUGALL	1	2.94%
JR BIRD	0	0.00%
Total Votes Cast	34	100.00%

PR338

Republican for Governor

Vote For 1

	TOTAL	VOTE %
SPENCER J. COX DEIDRE M.	24	70.59%
PHIL LYMAN NATALIE CLAWSON	10	29.41%
Total Votes Cast	34	100.00%

Republican for Attorney General

Vote For 1

	TOTAL	VOTE %
RACHEL TERRY	16	50.00%
DEREK BROWN	9	28.12%
FRANK DEMCY MYLAR	7	21.88%
Total Votes Cast	32	100.00%

Republican for State Auditor

Vote For 1

	TOTAL	VOTE %
TINA CANNON	18	52.94%
RICKY HATCH	16	47.06%
Total Votes Cast	34	100.00%

Republican for State School Board 13

Vote For 1

	TOTAL	VOTE %
RANDY BOOTHE	19	63.33%
CARI BARTHOLOMEW	11	36.67%
Total Votes Cast	30	100.00%

PR339

STATISTICS

	TOTAL
Registered Voters - Total	369
Registered Voters - Republican	369
Registered Voters - Nonpartisan	0
Ballots Cast - Total	75
Ballots Cast - Republican	75
Ballots Cast - Nonpartisan	0
Ballots Cast - Blank	0
Voter Turnout - Total	20.33%
Voter Turnout - Republican	20.33%
Voter Turnout - Nonpartisan	0.00%

Republican for US Senate

Vote For 1

	TOTAL	VOTE %
JOHN CURTIS	34	47.89%
TRENT STAGGS	19	26.76%
JASON J. WALTON	9	12.68%
BRAD WILSON	9	12.68%
Total Votes Cast	71	100.00%

Republican for US House 3

Vote For 1

	TOTAL	VOTE %
MIKE KENNEDY	26	35.14%
CASE LAWRENCE	18	24.32%
STEWART PEAY	16	21.62%
JR BIRD	9	12.16%
JOHN "FRUGAL" DOUGALL	5	6.76%
Total Votes Cast	74	100.00%

PR339

Republican for Governor

Vote For 1

	TOTAL	VOTE %
SPENCER J. COX DEIDRE M.	45	61.64%
PHIL LYMAN NATALIE CLAWSON	28	38.36%
Total Votes Cast	73	100.00%

Republican for Attorney General

Vote For 1

	TOTAL	VOTE %
RACHEL TERRY	26	36.62%
FRANK DEMCY MYLAR	25	35.21%
DEREK BROWN	20	28.17%
Total Votes Cast	71	100.00%

Republican for State Auditor

Vote For 1

	TOTAL	VOTE %
TINA CANNON	41	57.75%
RICKY HATCH	30	42.25%
Total Votes Cast	71	100.00%

Republican for State School Board 13

Vote For 1

	TOTAL	VOTE %
RANDY BOOTHE	39	56.52%
CARI BARTHOLOMEW	30	43.48%
Total Votes Cast	69	100.00%

PR340

STATISTICS

	TOTAL
Registered Voters - Total	306
Registered Voters - Republican	306
Registered Voters - Nonpartisan	0
Ballots Cast - Total	119
Ballots Cast - Republican	119
Ballots Cast - Nonpartisan	0
Ballots Cast - Blank	0
Voter Turnout - Total	38.89%
Voter Turnout - Republican	38.89%
Voter Turnout - Nonpartisan	0.00%

Republican for US Senate

Vote For 1

	TOTAL	VOTE %
JOHN CURTIS	90	75.63%
TRENT STAGGS	19	15.97%
BRAD WILSON	8	6.72%
JASON J. WALTON	2	1.68%
Total Votes Cast	119	100.00%

Republican for US House 3

Vote For 1

	TOTAL	VOTE %
STEWART PEAY	37	31.62%
CASE LAWRENCE	32	27.35%
MIKE KENNEDY	28	23.93%
JR BIRD	10	8.55%
JOHN "FRUGAL" DOUGALL	10	8.55%
Total Votes Cast	117	100.00%

PR340

Republican for Governor

Vote For 1

	TOTAL	VOTE %
SPENCER J. COX DEIDRE M.	94	80.34%
PHIL LYMAN NATALIE CLAWSON	23	19.66%
Total Votes Cast	117	100.00%

Republican for Attorney General

Vote For 1

	TOTAL	VOTE %
RACHEL TERRY	69	60.53%
DEREK BROWN	31	27.19%
FRANK DEMCY MYLAR	14	12.28%
Total Votes Cast	114	100.00%

Republican for State Auditor

Vote For 1

	TOTAL	VOTE %
TINA CANNON	57	53.77%
RICKY HATCH	49	46.23%
Total Votes Cast	106	100.00%

Republican for State School Board 13

Vote For 1

	TOTAL	VOTE %
RANDY BOOTHE	64	59.81%
CARI BARTHOLOMEW	43	40.19%
Total Votes Cast	107	100.00%

PR341

STATISTICS

	TOTAL
Registered Voters - Total	278
Registered Voters - Republican	278
Registered Voters - Nonpartisan	0
Ballots Cast - Total	75
Ballots Cast - Republican	75
Ballots Cast - Nonpartisan	0
Ballots Cast - Blank	0
Voter Turnout - Total	26.98%
Voter Turnout - Republican	26.98%
Voter Turnout - Nonpartisan	0.00%

Republican for US Senate

Vote For 1

	TOTAL	VOTE %
JOHN CURTIS	45	61.64%
TRENT STAGGS	16	21.92%
BRAD WILSON	8	10.96%
JASON J. WALTON	4	5.48%
Total Votes Cast	73	100.00%

Republican for US House 3

Vote For 1

	TOTAL	VOTE %
CASE LAWRENCE	27	36.00%
MIKE KENNEDY	22	29.33%
STEWART PEAY	16	21.33%
JOHN "FRUGAL" DOUGALL	10	13.33%
JR BIRD	0	0.00%
Total Votes Cast	75	100.00%

PR341

Republican for Governor

Vote For 1

	TOTAL	VOTE %
SPENCER J. COX DEIDRE M.	48	64.00%
PHIL LYMAN NATALIE CLAWSON	27	36.00%
Total Votes Cast	75	100.00%

Republican for Attorney General

Vote For 1

	TOTAL	VOTE %
RACHEL TERRY	32	43.84%
DEREK BROWN	28	38.36%
FRANK DEMCY MYLAR	13	17.81%
Total Votes Cast	73	100.00%

Republican for State Auditor

Vote For 1

	TOTAL	VOTE %
RICKY HATCH	37	50.68%
TINA CANNON	36	49.32%
Total Votes Cast	73	100.00%

Republican for State School Board 13

Vote For 1

	TOTAL	VOTE %
RANDY BOOTHE	37	51.39%
CARI BARTHOLOMEW	35	48.61%
Total Votes Cast	72	100.00%

PR342

STATISTICS

	TOTAL
Registered Voters - Total	341
Registered Voters - Republican	341
Registered Voters - Nonpartisan	0
Ballots Cast - Total	135
Ballots Cast - Republican	135
Ballots Cast - Nonpartisan	0
Ballots Cast - Blank	0
Voter Turnout - Total	39.59%
Voter Turnout - Republican	39.59%
Voter Turnout - Nonpartisan	0.00%

Republican for US Senate

Vote For 1

	TOTAL	VOTE %
JOHN CURTIS	81	60.00%
TRENT STAGGS	27	20.00%
BRAD WILSON	16	11.85%
JASON J. WALTON	11	8.15%
Total Votes Cast	135	100.00%

Republican for US House 3

Vote For 1

	TOTAL	VOTE %
MIKE KENNEDY	49	36.84%
STEWART PEAY	30	22.56%
CASE LAWRENCE	29	21.80%
JOHN "FRUGAL" DOUGALL	13	9.77%
JR BIRD	12	9.02%
Total Votes Cast	133	100.00%

PR342

Republican for Governor

Vote For 1

	TOTAL	VOTE %
SPENCER J. COX DEIDRE M.	91	67.41%
PHIL LYMAN NATALIE CLAWSON	44	32.59%
Total Votes Cast	135	100.00%

Republican for Attorney General

Vote For 1

	TOTAL	VOTE %
RACHEL TERRY	64	48.86%
DEREK BROWN	43	32.82%
FRANK DEMCY MYLAR	24	18.32%
Total Votes Cast	131	100.00%

Republican for State Auditor

Vote For 1

	TOTAL	VOTE %
TINA CANNON	67	51.94%
RICKY HATCH	62	48.06%
Total Votes Cast	129	100.00%

Republican for State School Board 13

Vote For 1

	TOTAL	VOTE %
RANDY BOOTHE	73	55.73%
CARI BARTHOLOMEW	58	44.27%
Total Votes Cast	131	100.00%

PR343

STATISTICS

	TOTAL
Registered Voters - Total	333
Registered Voters - Republican	333
Registered Voters - Nonpartisan	0
Ballots Cast - Total	115
Ballots Cast - Republican	115
Ballots Cast - Nonpartisan	0
Ballots Cast - Blank	0
Voter Turnout - Total	34.53%
Voter Turnout - Republican	34.53%
Voter Turnout - Nonpartisan	0.00%

Republican for US Senate

Vote For 1

	TOTAL	VOTE %
JOHN CURTIS	73	64.04%
TRENT STAGGS	15	13.16%
BRAD WILSON	14	12.28%
JASON J. WALTON	12	10.53%
Total Votes Cast	114	100.00%

Republican for US House 3

Vote For 1

	TOTAL	VOTE %
CASE LAWRENCE	39	34.21%
MIKE KENNEDY	29	25.44%
STEWART PEAY	21	18.42%
JOHN "FRUGAL" DOUGALL	17	14.91%
JR BIRD	8	7.02%
Total Votes Cast	114	100.00%

PR343

Republican for Governor

Vote For 1

	TOTAL	VOTE %
SPENCER J. COX DEIDRE M.	85	74.56%
PHIL LYMAN NATALIE CLAWSON	29	25.44%
Total Votes Cast	114	100.00%

Republican for Attorney General

Vote For 1

	TOTAL	VOTE %
RACHEL TERRY	45	41.67%
DEREK BROWN	41	37.96%
FRANK DEMCY MYLAR	22	20.37%
Total Votes Cast	108	100.00%

Republican for State Auditor

Vote For 1

	TOTAL	VOTE %
TINA CANNON	59	56.19%
RICKY HATCH	46	43.81%
Total Votes Cast	105	100.00%

Republican for State School Board 13

Vote For 1

	TOTAL	VOTE %
RANDY BOOTHE	65	59.63%
CARI BARTHOLOMEW	44	40.37%
Total Votes Cast	109	100.00%

PR344

STATISTICS

	TOTAL
Registered Voters - Total	119
Registered Voters - Republican	119
Registered Voters - Nonpartisan	0
Ballots Cast - Total	37
Ballots Cast - Republican	37
Ballots Cast - Nonpartisan	0
Ballots Cast - Blank	0
Voter Turnout - Total	31.09%
Voter Turnout - Republican	31.09%
Voter Turnout - Nonpartisan	0.00%

Republican for US Senate

Vote For 1

	TOTAL	VOTE %
JOHN CURTIS	27	75.00%
BRAD WILSON	4	11.11%
TRENT STAGGS	4	11.11%
JASON J. WALTON	1	2.78%
Total Votes Cast	36	100.00%

Republican for US House 3

Vote For 1

	TOTAL	VOTE %
MIKE KENNEDY	10	27.78%
STEWART PEAY	9	25.00%
CASE LAWRENCE	8	22.22%
JOHN "FRUGAL" DOUGALL	6	16.67%
JR BIRD	3	8.33%
Total Votes Cast	36	100.00%

PR344

Republican for Governor

Vote For 1

	TOTAL	VOTE %
SPENCER J. COX DEIDRE M.	24	68.57%
PHIL LYMAN NATALIE CLAWSON	11	31.43%
Total Votes Cast	35	100.00%

Republican for Attorney General

Vote For 1

	TOTAL	VOTE %
RACHEL TERRY	17	54.84%
DEREK BROWN	9	29.03%
FRANK DEMCY MYLAR	5	16.13%
Total Votes Cast	31	100.00%

Republican for State Auditor

Vote For 1

	TOTAL	VOTE %
TINA CANNON	22	70.97%
RICKY HATCH	9	29.03%
Total Votes Cast	31	100.00%

Republican for State School Board 13

Vote For 1

	TOTAL	VOTE %
CARI BARTHOLOMEW	18	52.94%
RANDY BOOTHE	16	47.06%
Total Votes Cast	34	100.00%

PR345

STATISTICS

	TOTAL
Registered Voters - Total	221
Registered Voters - Republican	221
Registered Voters - Nonpartisan	0
Ballots Cast - Total	82
Ballots Cast - Republican	82
Ballots Cast - Nonpartisan	0
Ballots Cast - Blank	0
Voter Turnout - Total	37.10%
Voter Turnout - Republican	37.10%
Voter Turnout - Nonpartisan	0.00%

Republican for US Senate

Vote For 1

	TOTAL	VOTE %
JOHN CURTIS	46	56.10%
TRENT STAGGS	22	26.83%
BRAD WILSON	9	10.98%
JASON J. WALTON	5	6.10%
Total Votes Cast	82	100.00%

Republican for US House 3

Vote For 1

	TOTAL	VOTE %
CASE LAWRENCE	32	40.51%
MIKE KENNEDY	24	30.38%
STEWART PEAY	13	16.46%
JOHN "FRUGAL" DOUGALL	6	7.59%
JR BIRD	4	5.06%
Total Votes Cast	79	100.00%

PR345

Republican for Governor

Vote For 1

	TOTAL	VOTE %
SPENCER J. COX DEIDRE M.	48	58.54%
PHIL LYMAN NATALIE CLAWSON	34	41.46%
Total Votes Cast	82	100.00%

Republican for Attorney General

Vote For 1

	TOTAL	VOTE %
RACHEL TERRY	32	42.67%
DEREK BROWN	25	33.33%
FRANK DEMCY MYLAR	18	24.00%
Total Votes Cast	75	100.00%

Republican for State Auditor

Vote For 1

	TOTAL	VOTE %
TINA CANNON	40	54.05%
RICKY HATCH	34	45.95%
Total Votes Cast	74	100.00%

Republican for State House 61

Vote For 1

	TOTAL	VOTE %
LISA SHEPHERD	47	59.49%
TRAVIS HOBAN	32	40.51%
Total Votes Cast	79	100.00%

PR345

Republican for State School Board 13

Vote For 1

	TOTAL	VOTE %
RANDY BOOTHE	42	53.85%
CARI BARTHOLOMEW	36	46.15%
Total Votes Cast	78	100.00%

PR346

STATISTICS

	TOTAL
Registered Voters - Total	276
Registered Voters - Republican	276
Registered Voters - Nonpartisan	0
Ballots Cast - Total	97
Ballots Cast - Republican	97
Ballots Cast - Nonpartisan	0
Ballots Cast - Blank	0
Voter Turnout - Total	35.14%
Voter Turnout - Republican	35.14%
Voter Turnout - Nonpartisan	0.00%

Republican for US Senate

Vote For 1

	TOTAL	VOTE %
JOHN CURTIS	50	52.08%
TRENT STAGGS	27	28.12%
BRAD WILSON	16	16.67%
JASON J. WALTON	3	3.12%
Total Votes Cast	96	100.00%

Republican for US House 3

Vote For 1

	TOTAL	VOTE %
MIKE KENNEDY	39	41.49%
CASE LAWRENCE	22	23.40%
STEWART PEAY	17	18.09%
JOHN "FRUGAL" DOUGALL	9	9.57%
JR BIRD	7	7.45%
Total Votes Cast	94	100.00%

PR346

Republican for Governor

Vote For 1

	TOTAL	VOTE %
SPENCER J. COX DEIDRE M.	60	61.86%
PHIL LYMAN NATALIE CLAWSON	37	38.14%
Total Votes Cast	97	100.00%

Republican for Attorney General

Vote For 1

	TOTAL	VOTE %
DEREK BROWN	35	38.46%
RACHEL TERRY	35	38.46%
FRANK DEMCY MYLAR	21	23.08%
Total Votes Cast	91	100.00%

Republican for State Auditor

Vote For 1

	TOTAL	VOTE %
TINA CANNON	49	55.06%
RICKY HATCH	40	44.94%
Total Votes Cast	89	100.00%

Republican for State House 61

Vote For 1

	TOTAL	VOTE %
LISA SHEPHERD	62	67.39%
TRAVIS HOBAN	30	32.61%
Total Votes Cast	92	100.00%

PR346

Republican for State School Board 13

Vote For 1

	TOTAL	VOTE %
RANDY BOOTHE	48	51.06%
CARI BARTHOLOMEW	46	48.94%
Total Votes Cast	94	100.00%

PR348

STATISTICS

	TOTAL
Registered Voters - Total	462
Registered Voters - Republican	462
Registered Voters - Nonpartisan	0
Ballots Cast - Total	223
Ballots Cast - Republican	223
Ballots Cast - Nonpartisan	0
Ballots Cast - Blank	0
Voter Turnout - Total	48.27%
Voter Turnout - Republican	48.27%
Voter Turnout - Nonpartisan	0.00%

Republican for US Senate

Vote For 1

	TOTAL	VOTE %
JOHN CURTIS	116	52.73%
TRENT STAGGS	73	33.18%
JASON J. WALTON	16	7.27%
BRAD WILSON	15	6.82%
Total Votes Cast	220	100.00%

Republican for US House 3

Vote For 1

	TOTAL	VOTE %
MIKE KENNEDY	97	45.54%
CASE LAWRENCE	50	23.47%
STEWART PEAY	32	15.02%
JR BIRD	17	7.98%
JOHN "FRUGAL" DOUGALL	17	7.98%
Total Votes Cast	213	100.00%

PR348

Republican for Governor

Vote For 1

	TOTAL	VOTE %
PHIL LYMAN NATALIE CLAWSON	115	51.57%
SPENCER J. COX DEIDRE M.	108	48.43%
Total Votes Cast	223	100.00%

Republican for Attorney General

Vote For 1

	TOTAL	VOTE %
DEREK BROWN	76	35.68%
FRANK DEMCY MYLAR	72	33.80%
RACHEL TERRY	65	30.52%
Total Votes Cast	213	100.00%

Republican for State Auditor

Vote For 1

	TOTAL	VOTE %
TINA CANNON	114	53.77%
RICKY HATCH	98	46.23%
Total Votes Cast	212	100.00%

Republican for State House 61

Vote For 1

	TOTAL	VOTE %
LISA SHEPHERD	145	67.13%
TRAVIS HOBAN	71	32.87%
Total Votes Cast	216	100.00%

PR348

Republican for State School Board 13

Vote For 1

	TOTAL	VOTE %
CARI BARTHOLOMEW	132	62.26%
RANDY BOOTHE	80	37.74%
Total Votes Cast	212	100.00%

PR349

STATISTICS

	TOTAL
Registered Voters - Total	366
Registered Voters - Republican	366
Registered Voters - Nonpartisan	0
Ballots Cast - Total	151
Ballots Cast - Republican	151
Ballots Cast - Nonpartisan	0
Ballots Cast - Blank	0
Voter Turnout - Total	41.26%
Voter Turnout - Republican	41.26%
Voter Turnout - Nonpartisan	0.00%

Republican for US Senate

Vote For 1

	TOTAL	VOTE %
JOHN CURTIS	85	56.29%
TRENT STAGGS	41	27.15%
BRAD WILSON	19	12.58%
JASON J. WALTON	6	3.97%
Total Votes Cast	151	100.00%

Republican for US House 3

Vote For 1

	TOTAL	VOTE %
MIKE KENNEDY	60	40.00%
CASE LAWRENCE	49	32.67%
JR BIRD	16	10.67%
JOHN "FRUGAL" DOUGALL	14	9.33%
STEWART PEAY	11	7.33%
Total Votes Cast	150	100.00%

PR349

Republican for Governor

Vote For 1

	TOTAL	VOTE %
SPENCER J. COX DEIDRE M.	84	55.63%
PHIL LYMAN NATALIE CLAWSON	67	44.37%
Total Votes Cast	151	100.00%

Republican for Attorney General

Vote For 1

	TOTAL	VOTE %
DEREK BROWN	66	44.00%
RACHEL TERRY	49	32.67%
FRANK DEMCY MYLAR	35	23.33%
Total Votes Cast	150	100.00%

Republican for State Auditor

Vote For 1

	TOTAL	VOTE %
TINA CANNON	101	69.18%
RICKY HATCH	45	30.82%
Total Votes Cast	146	100.00%

Republican for State House 61

Vote For 1

	TOTAL	VOTE %
LISA SHEPHERD	77	51.33%
TRAVIS HOBAN	73	48.67%
Total Votes Cast	150	100.00%

PR349

Republican for State School Board 13

Vote For 1

	TOTAL	VOTE %
CARI BARTHOLOMEW	84	56.76%
RANDY BOOTHE	64	43.24%
Total Votes Cast	148	100.00%

PR350

STATISTICS

	TOTAL
Registered Voters - Total	348
Registered Voters - Republican	348
Registered Voters - Nonpartisan	0
Ballots Cast - Total	146
Ballots Cast - Republican	146
Ballots Cast - Nonpartisan	0
Ballots Cast - Blank	0
Voter Turnout - Total	41.95%
Voter Turnout - Republican	41.95%
Voter Turnout - Nonpartisan	0.00%

Republican for US Senate

Vote For 1

	TOTAL	VOTE %
JOHN CURTIS	86	58.90%
TRENT STAGGS	32	21.92%
BRAD WILSON	20	13.70%
JASON J. WALTON	8	5.48%
Total Votes Cast	146	100.00%

Republican for US House 3

Vote For 1

	TOTAL	VOTE %
MIKE KENNEDY	63	44.06%
CASE LAWRENCE	41	28.67%
JR BIRD	15	10.49%
STEWART PEAY	13	9.09%
JOHN "FRUGAL" DOUGALL	11	7.69%
Total Votes Cast	143	100.00%

PR350

Republican for Governor

Vote For 1

	TOTAL	VOTE %
SPENCER J. COX DEIDRE M.	81	55.48%
PHIL LYMAN NATALIE CLAWSON	65	44.52%
Total Votes Cast	146	100.00%

Republican for Attorney General

Vote For 1

	TOTAL	VOTE %
DEREK BROWN	62	42.76%
RACHEL TERRY	54	37.24%
FRANK DEMCY MYLAR	29	20.00%
Total Votes Cast	145	100.00%

Republican for State Auditor

Vote For 1

	TOTAL	VOTE %
TINA CANNON	92	64.34%
RICKY HATCH	51	35.66%
Total Votes Cast	143	100.00%

Republican for State House 61

Vote For 1

	TOTAL	VOTE %
LISA SHEPHERD	75	52.45%
TRAVIS HOBAN	68	47.55%
Total Votes Cast	143	100.00%

PR350

Republican for State School Board 13

Vote For 1

	TOTAL	VOTE %
CARI BARTHOLOMEW	83	57.24%
RANDY BOOTHE	62	42.76%
Total Votes Cast	145	100.00%

PR352

STATISTICS

	TOTAL
Registered Voters - Total	440
Registered Voters - Republican	440
Registered Voters - Nonpartisan	0
Ballots Cast - Total	190
Ballots Cast - Republican	190
Ballots Cast - Nonpartisan	0
Ballots Cast - Blank	0
Voter Turnout - Total	43.18%
Voter Turnout - Republican	43.18%
Voter Turnout - Nonpartisan	0.00%

Republican for US Senate

Vote For 1

	TOTAL	VOTE %
JOHN CURTIS	82	43.62%
TRENT STAGGS	67	35.64%
BRAD WILSON	26	13.83%
JASON J. WALTON	13	6.91%
Total Votes Cast	188	100.00%

Republican for US House 3

Vote For 1

	TOTAL	VOTE %
MIKE KENNEDY	68	36.76%
CASE LAWRENCE	46	24.86%
JR BIRD	29	15.68%
JOHN "FRUGAL" DOUGALL	29	15.68%
STEWART PEAY	13	7.03%
Total Votes Cast	185	100.00%

PR352

Republican for Governor

Vote For 1

	TOTAL	VOTE %
PHIL LYMAN NATALIE CLAWSON	101	53.44%
SPENCER J. COX DEIDRE M.	88	46.56%
Total Votes Cast	189	100.00%

Republican for Attorney General

Vote For 1

	TOTAL	VOTE %
DEREK BROWN	70	38.67%
FRANK DEMCY MYLAR	59	32.60%
RACHEL TERRY	52	28.73%
Total Votes Cast	181	100.00%

Republican for State Auditor

Vote For 1

	TOTAL	VOTE %
TINA CANNON	113	62.09%
RICKY HATCH	69	37.91%
Total Votes Cast	182	100.00%

Republican for State House 61

Vote For 1

	TOTAL	VOTE %
LISA SHEPHERD	91	50.00%
TRAVIS HOBAN	91	50.00%
Total Votes Cast	182	100.00%

PR352

Republican for State School Board 13

Vote For 1

	TOTAL	VOTE %
CARI BARTHOLOMEW	117	63.93%
RANDY BOOTHE	66	36.07%
Total Votes Cast	183	100.00%

PR353

STATISTICS

	TOTAL
Registered Voters - Total	330
Registered Voters - Republican	330
Registered Voters - Nonpartisan	0
Ballots Cast - Total	139
Ballots Cast - Republican	139
Ballots Cast - Nonpartisan	0
Ballots Cast - Blank	0
Voter Turnout - Total	42.12%
Voter Turnout - Republican	42.12%
Voter Turnout - Nonpartisan	0.00%

Republican for US Senate

Vote For 1

	TOTAL	VOTE %
JOHN CURTIS	75	53.96%
TRENT STAGGS	47	33.81%
BRAD WILSON	11	7.91%
JASON J. WALTON	6	4.32%
Total Votes Cast	139	100.00%

Republican for US House 3

Vote For 1

	TOTAL	VOTE %
MIKE KENNEDY	66	47.83%
CASE LAWRENCE	32	23.19%
JOHN "FRUGAL" DOUGALL	17	12.32%
STEWART PEAY	15	10.87%
JR BIRD	8	5.80%
Total Votes Cast	138	100.00%

PR353

Republican for Governor

Vote For 1

	TOTAL	VOTE %
SPENCER J. COX DEIDRE M.	79	57.25%
PHIL LYMAN NATALIE CLAWSON	59	42.75%
Total Votes Cast	138	100.00%

Republican for Attorney General

Vote For 1

	TOTAL	VOTE %
RACHEL TERRY	50	37.31%
FRANK DEMCY MYLAR	45	33.58%
DEREK BROWN	39	29.10%
Total Votes Cast	134	100.00%

Republican for State Auditor

Vote For 1

	TOTAL	VOTE %
TINA CANNON	78	59.54%
RICKY HATCH	53	40.46%
Total Votes Cast	131	100.00%

Republican for State School Board 13

Vote For 1

	TOTAL	VOTE %
CARI BARTHOLOMEW	70	52.24%
RANDY BOOTHE	64	47.76%
Total Votes Cast	134	100.00%

PR354

STATISTICS

	TOTAL
Registered Voters - Total	312
Registered Voters - Republican	312
Registered Voters - Nonpartisan	0
Ballots Cast - Total	93
Ballots Cast - Republican	93
Ballots Cast - Nonpartisan	0
Ballots Cast - Blank	1
Voter Turnout - Total	29.81%
Voter Turnout - Republican	29.81%
Voter Turnout - Nonpartisan	0.00%

Republican for US Senate

Vote For 1

	TOTAL	VOTE %
JOHN CURTIS	62	68.13%
TRENT STAGGS	20	21.98%
JASON J. WALTON	5	5.49%
BRAD WILSON	4	4.40%
Total Votes Cast	91	100.00%

Republican for US House 3

Vote For 1

	TOTAL	VOTE %
MIKE KENNEDY	32	35.16%
JR BIRD	17	18.68%
CASE LAWRENCE	17	18.68%
STEWART PEAY	17	18.68%
JOHN "FRUGAL" DOUGALL	8	8.79%
Total Votes Cast	91	100.00%

PR354

Republican for Governor

Vote For 1

	TOTAL	VOTE %
SPENCER J. COX DEIDRE M.	55	59.78%
PHIL LYMAN NATALIE CLAWSON	37	40.22%
Total Votes Cast	92	100.00%

Republican for Attorney General

Vote For 1

	TOTAL	VOTE %
RACHEL TERRY	39	42.86%
DEREK BROWN	36	39.56%
FRANK DEMCY MYLAR	16	17.58%
Total Votes Cast	91	100.00%

Republican for State Auditor

Vote For 1

	TOTAL	VOTE %
TINA CANNON	50	56.82%
RICKY HATCH	38	43.18%
Total Votes Cast	88	100.00%

Republican for State School Board 13

Vote For 1

	TOTAL	VOTE %
RANDY BOOTHE	52	58.43%
CARI BARTHOLOMEW	37	41.57%
Total Votes Cast	89	100.00%

PR355

STATISTICS

	TOTAL
Registered Voters - Total	446
Registered Voters - Republican	446
Registered Voters - Nonpartisan	0
Ballots Cast - Total	168
Ballots Cast - Republican	168
Ballots Cast - Nonpartisan	0
Ballots Cast - Blank	0
Voter Turnout - Total	37.67%
Voter Turnout - Republican	37.67%
Voter Turnout - Nonpartisan	0.00%

Republican for US Senate

Vote For 1

	TOTAL	VOTE %
JOHN CURTIS	108	65.06%
TRENT STAGGS	37	22.29%
BRAD WILSON	15	9.04%
JASON J. WALTON	6	3.61%
Total Votes Cast	166	100.00%

Republican for US House 3

Vote For 1

	TOTAL	VOTE %
MIKE KENNEDY	46	28.57%
CASE LAWRENCE	43	26.71%
STEWART PEAY	41	25.47%
JOHN "FRUGAL" DOUGALL	20	12.42%
JR BIRD	11	6.83%
Total Votes Cast	161	100.00%

PR355

Republican for Governor

Vote For 1

	TOTAL	VOTE %
SPENCER J. COX DEIDRE M.	114	69.51%
PHIL LYMAN NATALIE CLAWSON	50	30.49%
Total Votes Cast	164	100.00%

Republican for Attorney General

Vote For 1

	TOTAL	VOTE %
RACHEL TERRY	69	43.40%
DEREK BROWN	63	39.62%
FRANK DEMCY MYLAR	27	16.98%
Total Votes Cast	159	100.00%

Republican for State Auditor

Vote For 1

	TOTAL	VOTE %
TINA CANNON	85	54.14%
RICKY HATCH	72	45.86%
Total Votes Cast	157	100.00%

Republican for State School Board 13

Vote For 1

	TOTAL	VOTE %
RANDY BOOTHE	84	51.53%
CARI BARTHOLOMEW	79	48.47%
Total Votes Cast	163	100.00%

PR356

STATISTICS

	TOTAL
Registered Voters - Total	101
Registered Voters - Republican	101
Registered Voters - Nonpartisan	0
Ballots Cast - Total	30
Ballots Cast - Republican	30
Ballots Cast - Nonpartisan	0
Ballots Cast - Blank	0
Voter Turnout - Total	29.70%
Voter Turnout - Republican	29.70%
Voter Turnout - Nonpartisan	0.00%

Republican for US Senate

Vote For 1

	TOTAL	VOTE %
JOHN CURTIS	13	44.83%
TRENT STAGGS	9	31.03%
JASON J. WALTON	4	13.79%
BRAD WILSON	3	10.34%
Total Votes Cast	29	100.00%

Republican for US House 3

Vote For 1

	TOTAL	VOTE %
MIKE KENNEDY	13	44.83%
JR BIRD	6	20.69%
JOHN "FRUGAL" DOUGALL	5	17.24%
STEWART PEAY	3	10.34%
CASE LAWRENCE	2	6.90%
Total Votes Cast	29	100.00%

PR356

Republican for Governor

Vote For 1

	TOTAL	VOTE %
PHIL LYMAN NATALIE CLAWSON	18	60.00%
SPENCER J. COX DEIDRE M.	12	40.00%
Total Votes Cast	30	100.00%

Republican for Attorney General

Vote For 1

	TOTAL	VOTE %
DEREK BROWN	15	51.72%
RACHEL TERRY	11	37.93%
FRANK DEMCY MYLAR	3	10.34%
Total Votes Cast	29	100.00%

Republican for State Auditor

Vote For 1

	TOTAL	VOTE %
TINA CANNON	18	62.07%
RICKY HATCH	11	37.93%
Total Votes Cast	29	100.00%

Republican for State School Board 13

Vote For 1

	TOTAL	VOTE %
CARI BARTHOLOMEW	20	68.97%
RANDY BOOTHE	9	31.03%
Total Votes Cast	29	100.00%

PR358

STATISTICS

	TOTAL
Registered Voters - Total	188
Registered Voters - Republican	188
Registered Voters - Nonpartisan	0
Ballots Cast - Total	52
Ballots Cast - Republican	52
Ballots Cast - Nonpartisan	0
Ballots Cast - Blank	0
Voter Turnout - Total	27.66%
Voter Turnout - Republican	27.66%
Voter Turnout - Nonpartisan	0.00%

Republican for US Senate

Vote For 1

	TOTAL	VOTE %
JOHN CURTIS	31	60.78%
TRENT STAGGS	11	21.57%
BRAD WILSON	6	11.76%
JASON J. WALTON	3	5.88%
Total Votes Cast	51	100.00%

Republican for US House 3

Vote For 1

	TOTAL	VOTE %
CASE LAWRENCE	18	36.73%
MIKE KENNEDY	15	30.61%
STEWART PEAY	9	18.37%
JOHN "FRUGAL" DOUGALL	4	8.16%
JR BIRD	3	6.12%
Total Votes Cast	49	100.00%

PR358

Republican for Governor

Vote For 1

	TOTAL	VOTE %
SPENCER J. COX DEIDRE M.	28	54.90%
PHIL LYMAN NATALIE CLAWSON	23	45.10%
Total Votes Cast	51	100.00%

Republican for Attorney General

Vote For 1

	TOTAL	VOTE %
DEREK BROWN	23	46.94%
FRANK DEMCY MYLAR	14	28.57%
RACHEL TERRY	12	24.49%
Total Votes Cast	49	100.00%

Republican for State Auditor

Vote For 1

	TOTAL	VOTE %
TINA CANNON	25	52.08%
RICKY HATCH	23	47.92%
Total Votes Cast	48	100.00%

Republican for State School Board 13

Vote For 1

	TOTAL	VOTE %
CARI BARTHOLOMEW	27	56.25%
RANDY BOOTHE	21	43.75%
Total Votes Cast	48	100.00%

PR359

STATISTICS

	TOTAL
Registered Voters - Total	228
Registered Voters - Republican	228
Registered Voters - Nonpartisan	0
Ballots Cast - Total	97
Ballots Cast - Republican	97
Ballots Cast - Nonpartisan	0
Ballots Cast - Blank	0
Voter Turnout - Total	42.54%
Voter Turnout - Republican	42.54%
Voter Turnout - Nonpartisan	0.00%

Republican for US Senate

Vote For 1

	TOTAL	VOTE %
JOHN CURTIS	57	58.76%
TRENT STAGGS	25	25.77%
BRAD WILSON	10	10.31%
JASON J. WALTON	5	5.15%
Total Votes Cast	97	100.00%

Republican for US House 3

Vote For 1

	TOTAL	VOTE %
MIKE KENNEDY	36	37.50%
CASE LAWRENCE	21	21.88%
STEWART PEAY	18	18.75%
JOHN "FRUGAL" DOUGALL	12	12.50%
JR BIRD	9	9.38%
Total Votes Cast	96	100.00%

PR359

Republican for Governor

Vote For 1

	TOTAL	VOTE %
SPENCER J. COX DEIDRE M.	57	60.00%
PHIL LYMAN NATALIE CLAWSON	38	40.00%
Total Votes Cast	95	100.00%

Republican for Attorney General

Vote For 1

	TOTAL	VOTE %
DEREK BROWN	47	50.00%
RACHEL TERRY	28	29.79%
FRANK DEMCY MYLAR	19	20.21%
Total Votes Cast	94	100.00%

Republican for State Auditor

Vote For 1

	TOTAL	VOTE %
TINA CANNON	49	55.06%
RICKY HATCH	40	44.94%
Total Votes Cast	89	100.00%

Republican for State School Board 13

Vote For 1

	TOTAL	VOTE %
RANDY BOOTHE	55	61.11%
CARI BARTHOLOMEW	35	38.89%
Total Votes Cast	90	100.00%

PR360

STATISTICS

	TOTAL
Registered Voters - Total	588
Registered Voters - Republican	588
Registered Voters - Nonpartisan	0
Ballots Cast - Total	283
Ballots Cast - Republican	283
Ballots Cast - Nonpartisan	0
Ballots Cast - Blank	0
Voter Turnout - Total	48.13%
Voter Turnout - Republican	48.13%
Voter Turnout - Nonpartisan	0.00%

Republican for US Senate

Vote For 1

	TOTAL	VOTE %
JOHN CURTIS	179	63.93%
TRENT STAGGS	57	20.36%
BRAD WILSON	24	8.57%
JASON J. WALTON	20	7.14%
Total Votes Cast	280	100.00%

Republican for US House 3

Vote For 1

	TOTAL	VOTE %
MIKE KENNEDY	116	42.03%
STEWART PEAY	50	18.12%
CASE LAWRENCE	49	17.75%
JOHN "FRUGAL" DOUGALL	37	13.41%
JR BIRD	24	8.70%
Total Votes Cast	276	100.00%

PR360

Republican for Governor

Vote For 1

	TOTAL	VOTE %
SPENCER J. COX DEIDRE M.	187	66.79%
PHIL LYMAN NATALIE CLAWSON	93	33.21%
Total Votes Cast	280	100.00%

Republican for Attorney General

Vote For 1

	TOTAL	VOTE %
RACHEL TERRY	120	44.78%
DEREK BROWN	96	35.82%
FRANK DEMCY MYLAR	52	19.40%
Total Votes Cast	268	100.00%

Republican for State Auditor

Vote For 1

	TOTAL	VOTE %
TINA CANNON	136	51.32%
RICKY HATCH	129	48.68%
Total Votes Cast	265	100.00%

Republican for State School Board 13

Vote For 1

	TOTAL	VOTE %
RANDY BOOTHE	169	61.45%
CARI BARTHOLOMEW	106	38.55%
Total Votes Cast	275	100.00%

PR362

STATISTICS

	TOTAL
Registered Voters - Total	465
Registered Voters - Republican	465
Registered Voters - Nonpartisan	0
Ballots Cast - Total	197
Ballots Cast - Republican	197
Ballots Cast - Nonpartisan	0
Ballots Cast - Blank	0
Voter Turnout - Total	42.37%
Voter Turnout - Republican	42.37%
Voter Turnout - Nonpartisan	0.00%

Republican for US Senate

Vote For 1

	TOTAL	VOTE %
JOHN CURTIS	131	66.84%
TRENT STAGGS	45	22.96%
BRAD WILSON	14	7.14%
JASON J. WALTON	6	3.06%
Total Votes Cast	196	100.00%

Republican for US House 3

Vote For 1

	TOTAL	VOTE %
MIKE KENNEDY	67	34.90%
STEWART PEAY	50	26.04%
CASE LAWRENCE	43	22.40%
JOHN "FRUGAL" DOUGALL	23	11.98%
JR BIRD	9	4.69%
Total Votes Cast	192	100.00%

PR362

Republican for Governor

Vote For 1

	TOTAL	VOTE %
SPENCER J. COX DEIDRE M.	141	71.57%
PHIL LYMAN NATALIE CLAWSON	56	28.43%
Total Votes Cast	197	100.00%

Republican for Attorney General

Vote For 1

	TOTAL	VOTE %
DEREK BROWN	73	39.04%
RACHEL TERRY	70	37.43%
FRANK DEMCY MYLAR	44	23.53%
Total Votes Cast	187	100.00%

Republican for State Auditor

Vote For 1

	TOTAL	VOTE %
TINA CANNON	112	63.64%
RICKY HATCH	64	36.36%
Total Votes Cast	176	100.00%

Republican for State School Board 13

Vote For 1

	TOTAL	VOTE %
RANDY BOOTHE	120	67.04%
CARI BARTHOLOMEW	59	32.96%
Total Votes Cast	179	100.00%

PR363

STATISTICS

	TOTAL
Registered Voters - Total	557
Registered Voters - Republican	557
Registered Voters - Nonpartisan	0
Ballots Cast - Total	232
Ballots Cast - Republican	232
Ballots Cast - Nonpartisan	0
Ballots Cast - Blank	0
Voter Turnout - Total	41.65%
Voter Turnout - Republican	41.65%
Voter Turnout - Nonpartisan	0.00%

Republican for US Senate

Vote For 1

	TOTAL	VOTE %
JOHN CURTIS	132	57.39%
TRENT STAGGS	58	25.22%
BRAD WILSON	29	12.61%
JASON J. WALTON	11	4.78%
Total Votes Cast	230	100.00%

Republican for US House 3

Vote For 1

	TOTAL	VOTE %
MIKE KENNEDY	75	32.75%
CASE LAWRENCE	59	25.76%
STEWART PEAY	39	17.03%
JR BIRD	31	13.54%
JOHN "FRUGAL" DOUGALL	25	10.92%
Total Votes Cast	229	100.00%

PR363

Republican for Governor

Vote For 1

	TOTAL	VOTE %
SPENCER J. COX DEIDRE M.	139	59.91%
PHIL LYMAN NATALIE CLAWSON	93	40.09%
Total Votes Cast	232	100.00%

Republican for Attorney General

Vote For 1

	TOTAL	VOTE %
DEREK BROWN	102	44.54%
RACHEL TERRY	92	40.17%
FRANK DEMCY MYLAR	35	15.28%
Total Votes Cast	229	100.00%

Republican for State Auditor

Vote For 1

	TOTAL	VOTE %
TINA CANNON	114	51.58%
RICKY HATCH	107	48.42%
Total Votes Cast	221	100.00%

Republican for State School Board 13

Vote For 1

	TOTAL	VOTE %
RANDY BOOTHE	141	62.95%
CARI BARTHOLOMEW	83	37.05%
Total Votes Cast	224	100.00%

PR364

STATISTICS

	TOTAL
Registered Voters - Total	351
Registered Voters - Republican	351
Registered Voters - Nonpartisan	0
Ballots Cast - Total	93
Ballots Cast - Republican	93
Ballots Cast - Nonpartisan	0
Ballots Cast - Blank	0
Voter Turnout - Total	26.50%
Voter Turnout - Republican	26.50%
Voter Turnout - Nonpartisan	0.00%

Republican for US Senate

Vote For 1

	TOTAL	VOTE %
JOHN CURTIS	54	58.06%
TRENT STAGGS	21	22.58%
JASON J. WALTON	12	12.90%
BRAD WILSON	6	6.45%
Total Votes Cast	93	100.00%

Republican for US House 3

Vote For 1

	TOTAL	VOTE %
MIKE KENNEDY	24	26.67%
CASE LAWRENCE	19	21.11%
JR BIRD	17	18.89%
STEWART PEAY	15	16.67%
JOHN "FRUGAL" DOUGALL	15	16.67%
Total Votes Cast	90	100.00%

PR364

Republican for Governor

Vote For 1

	TOTAL	VOTE %
SPENCER J. COX DEIDRE M.	57	61.96%
PHIL LYMAN NATALIE CLAWSON	35	38.04%
Total Votes Cast	92	100.00%

Republican for Attorney General

Vote For 1

	TOTAL	VOTE %
RACHEL TERRY	36	40.00%
FRANK DEMCY MYLAR	29	32.22%
DEREK BROWN	25	27.78%
Total Votes Cast	90	100.00%

Republican for State Auditor

Vote For 1

	TOTAL	VOTE %
TINA CANNON	48	53.93%
RICKY HATCH	41	46.07%
Total Votes Cast	89	100.00%

Republican for State School Board 13

Vote For 1

	TOTAL	VOTE %
RANDY BOOTHE	46	51.11%
CARI BARTHOLOMEW	44	48.89%
Total Votes Cast	90	100.00%

PR365

STATISTICS

	TOTAL
Registered Voters - Total	378
Registered Voters - Republican	378
Registered Voters - Nonpartisan	0
Ballots Cast - Total	127
Ballots Cast - Republican	127
Ballots Cast - Nonpartisan	0
Ballots Cast - Blank	0
Voter Turnout - Total	33.60%
Voter Turnout - Republican	33.60%
Voter Turnout - Nonpartisan	0.00%

Republican for US Senate

Vote For 1

	TOTAL	VOTE %
JOHN CURTIS	69	54.33%
TRENT STAGGS	38	29.92%
BRAD WILSON	15	11.81%
JASON J. WALTON	5	3.94%
Total Votes Cast	127	100.00%

Republican for US House 3

Vote For 1

	TOTAL	VOTE %
MIKE KENNEDY	48	38.10%
CASE LAWRENCE	41	32.54%
JOHN "FRUGAL" DOUGALL	15	11.90%
JR BIRD	13	10.32%
STEWART PEAY	9	7.14%
Total Votes Cast	126	100.00%

PR365

Republican for Governor

Vote For 1

	TOTAL	VOTE %
PHIL LYMAN NATALIE CLAWSON	65	51.59%
SPENCER J. COX DEIDRE M.	61	48.41%
Total Votes Cast	126	100.00%

Republican for Attorney General

Vote For 1

	TOTAL	VOTE %
DEREK BROWN	60	47.62%
RACHEL TERRY	34	26.98%
FRANK DEMCY MYLAR	32	25.40%
Total Votes Cast	126	100.00%

Republican for State Auditor

Vote For 1

	TOTAL	VOTE %
TINA CANNON	66	52.80%
RICKY HATCH	59	47.20%
Total Votes Cast	125	100.00%

Republican for State School Board 13

Vote For 1

	TOTAL	VOTE %
CARI BARTHOLOMEW	67	53.17%
RANDY BOOTHE	59	46.83%
Total Votes Cast	126	100.00%

PR366

STATISTICS

	TOTAL
Registered Voters - Total	478
Registered Voters - Republican	478
Registered Voters - Nonpartisan	0
Ballots Cast - Total	211
Ballots Cast - Republican	211
Ballots Cast - Nonpartisan	0
Ballots Cast - Blank	0
Voter Turnout - Total	44.14%
Voter Turnout - Republican	44.14%
Voter Turnout - Nonpartisan	0.00%

Republican for US Senate

Vote For 1

	TOTAL	VOTE %
JOHN CURTIS	123	58.29%
TRENT STAGGS	52	24.64%
BRAD WILSON	23	10.90%
JASON J. WALTON	13	6.16%
Total Votes Cast	211	100.00%

Republican for US House 3

Vote For 1

	TOTAL	VOTE %
MIKE KENNEDY	90	43.69%
CASE LAWRENCE	53	25.73%
JR BIRD	27	13.11%
STEWART PEAY	20	9.71%
JOHN "FRUGAL" DOUGALL	16	7.77%
Total Votes Cast	206	100.00%

PR366

Republican for Governor

Vote For 1

	TOTAL	VOTE %
SPENCER J. COX DEIDRE M.	113	53.81%
PHIL LYMAN NATALIE CLAWSON	97	46.19%
Total Votes Cast	210	100.00%

Republican for Attorney General

Vote For 1

	TOTAL	VOTE %
DEREK BROWN	88	43.35%
RACHEL TERRY	62	30.54%
FRANK DEMCY MYLAR	53	26.11%
Total Votes Cast	203	100.00%

Republican for State Auditor

Vote For 1

	TOTAL	VOTE %
TINA CANNON	103	52.82%
RICKY HATCH	92	47.18%
Total Votes Cast	195	100.00%

Republican for State School Board 13

Vote For 1

	TOTAL	VOTE %
CARI BARTHOLOMEW	113	54.85%
RANDY BOOTHE	93	45.15%
Total Votes Cast	206	100.00%

PR367

STATISTICS

	TOTAL
Registered Voters - Total	243
Registered Voters - Republican	243
Registered Voters - Nonpartisan	0
Ballots Cast - Total	88
Ballots Cast - Republican	88
Ballots Cast - Nonpartisan	0
Ballots Cast - Blank	0
Voter Turnout - Total	36.21%
Voter Turnout - Republican	36.21%
Voter Turnout - Nonpartisan	0.00%

Republican for US Senate

Vote For 1

	TOTAL	VOTE %
JOHN CURTIS	44	50.57%
TRENT STAGGS	28	32.18%
BRAD WILSON	11	12.64%
JASON J. WALTON	4	4.60%
Total Votes Cast	87	100.00%

Republican for US House 3

Vote For 1

	TOTAL	VOTE %
MIKE KENNEDY	29	34.12%
CASE LAWRENCE	26	30.59%
JR BIRD	15	17.65%
STEWART PEAY	9	10.59%
JOHN "FRUGAL" DOUGALL	6	7.06%
Total Votes Cast	85	100.00%

PR367

Republican for Governor

Vote For 1

	TOTAL	VOTE %
SPENCER J. COX DEIDRE M.	49	55.68%
PHIL LYMAN NATALIE CLAWSON	39	44.32%
Total Votes Cast	88	100.00%

Republican for Attorney General

Vote For 1

	TOTAL	VOTE %
DEREK BROWN	34	42.50%
FRANK DEMCY MYLAR	25	31.25%
RACHEL TERRY	21	26.25%
Total Votes Cast	80	100.00%

Republican for State Auditor

Vote For 1

	TOTAL	VOTE %
TINA CANNON	42	53.16%
RICKY HATCH	37	46.84%
Total Votes Cast	79	100.00%

Republican for State School Board 13

Vote For 1

	TOTAL	VOTE %
CARI BARTHOLOMEW	41	51.25%
RANDY BOOTHE	39	48.75%
Total Votes Cast	80	100.00%

PR368

STATISTICS

	TOTAL
Registered Voters - Total	311
Registered Voters - Republican	311
Registered Voters - Nonpartisan	0
Ballots Cast - Total	86
Ballots Cast - Republican	86
Ballots Cast - Nonpartisan	0
Ballots Cast - Blank	0
Voter Turnout - Total	27.65%
Voter Turnout - Republican	27.65%
Voter Turnout - Nonpartisan	0.00%

Republican for US Senate

Vote For 1

	TOTAL	VOTE %
JOHN CURTIS	50	59.52%
TRENT STAGGS	14	16.67%
JASON J. WALTON	12	14.29%
BRAD WILSON	8	9.52%
Total Votes Cast	84	100.00%

Republican for US House 3

Vote For 1

	TOTAL	VOTE %
MIKE KENNEDY	34	40.00%
CASE LAWRENCE	19	22.35%
STEWART PEAY	19	22.35%
JOHN "FRUGAL" DOUGALL	10	11.76%
JR BIRD	3	3.53%
Total Votes Cast	85	100.00%

PR368

Republican for Governor

Vote For 1

	TOTAL	VOTE %
SPENCER J. COX DEIDRE M.	60	70.59%
PHIL LYMAN NATALIE CLAWSON	25	29.41%
Total Votes Cast	85	100.00%

Republican for Attorney General

Vote For 1

	TOTAL	VOTE %
DEREK BROWN	29	38.16%
RACHEL TERRY	28	36.84%
FRANK DEMCY MYLAR	19	25.00%
Total Votes Cast	76	100.00%

Republican for State Auditor

Vote For 1

	TOTAL	VOTE %
TINA CANNON	45	60.00%
RICKY HATCH	30	40.00%
Total Votes Cast	75	100.00%

Republican for State School Board 13

Vote For 1

	TOTAL	VOTE %
RANDY BOOTHE	45	58.44%
CARI BARTHOLOMEW	32	41.56%
Total Votes Cast	77	100.00%

PR369

STATISTICS

	TOTAL
Registered Voters - Total	554
Registered Voters - Republican	554
Registered Voters - Nonpartisan	0
Ballots Cast - Total	218
Ballots Cast - Republican	218
Ballots Cast - Nonpartisan	0
Ballots Cast - Blank	0
Voter Turnout - Total	39.35%
Voter Turnout - Republican	39.35%
Voter Turnout - Nonpartisan	0.00%

Republican for US Senate

Vote For 1

	TOTAL	VOTE %
JOHN CURTIS	131	60.65%
TRENT STAGGS	39	18.06%
BRAD WILSON	25	11.57%
JASON J. WALTON	21	9.72%
Total Votes Cast	216	100.00%

Republican for US House 3

Vote For 1

	TOTAL	VOTE %
MIKE KENNEDY	69	32.70%
CASE LAWRENCE	64	30.33%
STEWART PEAY	40	18.96%
JOHN "FRUGAL" DOUGALL	33	15.64%
JR BIRD	5	2.37%
Total Votes Cast	211	100.00%

PR369

Republican for Governor

Vote For 1

	TOTAL	VOTE %
SPENCER J. COX DEIDRE M.	140	64.52%
PHIL LYMAN NATALIE CLAWSON	77	35.48%
Total Votes Cast	217	100.00%

Republican for Attorney General

Vote For 1

	TOTAL	VOTE %
RACHEL TERRY	91	42.92%
DEREK BROWN	89	41.98%
FRANK DEMCY MYLAR	32	15.09%
Total Votes Cast	212	100.00%

Republican for State Auditor

Vote For 1

	TOTAL	VOTE %
TINA CANNON	106	51.96%
RICKY HATCH	98	48.04%
Total Votes Cast	204	100.00%

Republican for State School Board 13

Vote For 1

	TOTAL	VOTE %
RANDY BOOTHE	128	61.84%
CARI BARTHOLOMEW	79	38.16%
Total Votes Cast	207	100.00%

SA401

STATISTICS

	TOTAL
Registered Voters - Total	544
Registered Voters - Republican	544
Registered Voters - Nonpartisan	0
Ballots Cast - Total	227
Ballots Cast - Republican	227
Ballots Cast - Nonpartisan	0
Ballots Cast - Blank	0
Voter Turnout - Total	41.73%
Voter Turnout - Republican	41.73%
Voter Turnout - Nonpartisan	0.00%

Republican for US Senate

Vote For 1

	TOTAL	VOTE %
JOHN CURTIS	97	42.92%
TRENT STAGGS	93	41.15%
BRAD WILSON	29	12.83%
JASON J. WALTON	7	3.10%
Total Votes Cast	226	100.00%

Republican for Governor

Vote For 1

	TOTAL	VOTE %
PHIL LYMAN NATALIE CLAWSON	125	55.07%
SPENCER J. COX DEIDRE M.	102	44.93%
Total Votes Cast	227	100.00%

SA401

Republican for Attorney General

Vote For 1

	TOTAL	VOTE %
DEREK BROWN	93	41.52%
FRANK DEMCY MYLAR	80	35.71%
RACHEL TERRY	51	22.77%
Total Votes Cast	224	100.00%

Republican for State Auditor

Vote For 1

	TOTAL	VOTE %
RICKY HATCH	113	50.90%
TINA CANNON	109	49.10%
Total Votes Cast	222	100.00%

Republican for State School Board 13

Vote For 1

	TOTAL	VOTE %
RANDY BOOTHE	124	55.11%
CARI BARTHOLOMEW	101	44.89%
Total Votes Cast	225	100.00%

SA401:S

STATISTICS

	TOTAL
Registered Voters - Total	0
Registered Voters - Republican	0
Registered Voters - Nonpartisan	0
Ballots Cast - Total	0
Ballots Cast - Republican	0
Ballots Cast - Nonpartisan	0
Ballots Cast - Blank	0
Voter Turnout - Total	0.00%
Voter Turnout - Republican	0.00%
Voter Turnout - Nonpartisan	0.00%

Republican for US Senate

Vote For 1

	TOTAL	VOTE %
JOHN CURTIS	0	
JASON J. WALTON	0	
BRAD WILSON	0	
TRENT STAGGS	0	
Total Votes Cast	0	

Republican for Governor

Vote For 1

	TOTAL	VOTE %
SPENCER J. COX DEIDRE M.	0	
PHIL LYMAN NATALIE CLAWSON	0	
Total Votes Cast	0	

SA401:S

Republican for Attorney General

Vote For 1

	TOTAL	VOTE %
DEREK BROWN	0	
FRANK DEMCY MYLAR	0	
RACHEL TERRY	0	
Total Votes Cast	0	

Republican for State Auditor

Vote For 1

	TOTAL	VOTE %
TINA CANNON	0	
RICKY HATCH	0	
Total Votes Cast	0	

Republican for State School Board 13

Vote For 1

	TOTAL	VOTE %
CARI BARTHOLOMEW	0	
RANDY BOOTHE	0	
Total Votes Cast	0	

School Board Nebo 7

Vote For 1

	TOTAL	VOTE %
B. SCOTT WILSON	0	
JASON V. SLACK	0	
CARMA HEIMULI	0	
Total Votes Cast	0	

SA402

STATISTICS

	TOTAL
Registered Voters - Total	840
Registered Voters - Republican	840
Registered Voters - Nonpartisan	0
Ballots Cast - Total	378
Ballots Cast - Republican	378
Ballots Cast - Nonpartisan	0
Ballots Cast - Blank	0
Voter Turnout - Total	45.00%
Voter Turnout - Republican	45.00%
Voter Turnout - Nonpartisan	0.00%

Republican for US Senate

Vote For 1

	TOTAL	VOTE %
JOHN CURTIS	156	41.82%
TRENT STAGGS	135	36.19%
BRAD WILSON	57	15.28%
JASON J. WALTON	25	6.70%
Total Votes Cast	373	100.00%

Republican for Governor

Vote For 1

	TOTAL	VOTE %
PHIL LYMAN NATALIE CLAWSON	203	53.70%
SPENCER J. COX DEIDRE M.	175	46.30%
Total Votes Cast	378	100.00%

SA402

Republican for Attorney General

Vote For 1

	TOTAL	VOTE %
DEREK BROWN	156	43.09%
RACHEL TERRY	115	31.77%
FRANK DEMCY MYLAR	91	25.14%
Total Votes Cast	362	100.00%

Republican for State Auditor

Vote For 1

	TOTAL	VOTE %
TINA CANNON	211	58.61%
RICKY HATCH	149	41.39%
Total Votes Cast	360	100.00%

Republican for State School Board 13

Vote For 1

	TOTAL	VOTE %
RANDY BOOTHE	210	57.38%
CARI BARTHOLOMEW	156	42.62%
Total Votes Cast	366	100.00%

SA403

STATISTICS

	TOTAL
Registered Voters - Total	689
Registered Voters - Republican	689
Registered Voters - Nonpartisan	0
Ballots Cast - Total	298
Ballots Cast - Republican	298
Ballots Cast - Nonpartisan	0
Ballots Cast - Blank	0
Voter Turnout - Total	43.25%
Voter Turnout - Republican	43.25%
Voter Turnout - Nonpartisan	0.00%

Republican for US Senate

Vote For 1

	TOTAL	VOTE %
TRENT STAGGS	131	44.41%
JOHN CURTIS	126	42.71%
BRAD WILSON	24	8.14%
JASON J. WALTON	14	4.75%
Total Votes Cast	295	100.00%

Republican for Governor

Vote For 1

	TOTAL	VOTE %
PHIL LYMAN NATALIE CLAWSON	172	57.72%
SPENCER J. COX DEIDRE M.	126	42.28%
Total Votes Cast	298	100.00%

SA403

Republican for Attorney General

Vote For 1

	TOTAL	VOTE %
DEREK BROWN	140	50.54%
FRANK DEMCY MYLAR	76	27.44%
RACHEL TERRY	61	22.02%
Total Votes Cast	277	100.00%

Republican for State Auditor

Vote For 1

	TOTAL	VOTE %
TINA CANNON	138	51.11%
RICKY HATCH	132	48.89%
Total Votes Cast	270	100.00%

SA404

STATISTICS

	TOTAL
Registered Voters - Total	439
Registered Voters - Republican	439
Registered Voters - Nonpartisan	0
Ballots Cast - Total	219
Ballots Cast - Republican	219
Ballots Cast - Nonpartisan	0
Ballots Cast - Blank	0
Voter Turnout - Total	49.89%
Voter Turnout - Republican	49.89%
Voter Turnout - Nonpartisan	0.00%

Republican for US Senate

Vote For 1

	TOTAL	VOTE %
JOHN CURTIS	118	53.88%
TRENT STAGGS	68	31.05%
BRAD WILSON	20	9.13%
JASON J. WALTON	13	5.94%
Total Votes Cast	219	100.00%

Republican for Governor

Vote For 1

	TOTAL	VOTE %
PHIL LYMAN NATALIE CLAWSON	118	54.63%
SPENCER J. COX DEIDRE M.	98	45.37%
Total Votes Cast	216	100.00%

SA404

Republican for Attorney General

Vote For 1

	TOTAL	VOTE %
DEREK BROWN	103	52.55%
RACHEL TERRY	48	24.49%
FRANK DEMCY MYLAR	45	22.96%
Total Votes Cast	196	100.00%

Republican for State Auditor

Vote For 1

	TOTAL	VOTE %
TINA CANNON	126	65.97%
RICKY HATCH	65	34.03%
Total Votes Cast	191	100.00%

Republican for State School Board 13

Vote For 1

	TOTAL	VOTE %
RANDY BOOTHE	130	62.50%
CARI BARTHOLOMEW	78	37.50%
Total Votes Cast	208	100.00%

SA405

STATISTICS

	TOTAL
Registered Voters - Total	526
Registered Voters - Republican	526
Registered Voters - Nonpartisan	0
Ballots Cast - Total	277
Ballots Cast - Republican	277
Ballots Cast - Nonpartisan	0
Ballots Cast - Blank	0
Voter Turnout - Total	52.66%
Voter Turnout - Republican	52.66%
Voter Turnout - Nonpartisan	0.00%

Republican for US Senate

Vote For 1

	TOTAL	VOTE %
JOHN CURTIS	130	47.10%
TRENT STAGGS	96	34.78%
BRAD WILSON	26	9.42%
JASON J. WALTON	24	8.70%
Total Votes Cast	276	100.00%

Republican for Governor

Vote For 1

	TOTAL	VOTE %
PHIL LYMAN NATALIE CLAWSON	142	51.26%
SPENCER J. COX DEIDRE M.	135	48.74%
Total Votes Cast	277	100.00%

SA405

Republican for Attorney General

Vote For 1

	TOTAL	VOTE %
DEREK BROWN	106	40.61%
FRANK DEMCY MYLAR	82	31.42%
RACHEL TERRY	73	27.97%
Total Votes Cast	261	100.00%

Republican for State Auditor

Vote For 1

	TOTAL	VOTE %
TINA CANNON	169	66.54%
RICKY HATCH	85	33.46%
Total Votes Cast	254	100.00%

Republican for State School Board 13

Vote For 1

	TOTAL	VOTE %
RANDY BOOTHE	152	57.14%
CARI BARTHOLOMEW	114	42.86%
Total Votes Cast	266	100.00%

SA406

STATISTICS

	TOTAL
Registered Voters - Total	652
Registered Voters - Republican	652
Registered Voters - Nonpartisan	0
Ballots Cast - Total	293
Ballots Cast - Republican	293
Ballots Cast - Nonpartisan	0
Ballots Cast - Blank	0
Voter Turnout - Total	44.94%
Voter Turnout - Republican	44.94%
Voter Turnout - Nonpartisan	0.00%

Republican for US Senate

Vote For 1

	TOTAL	VOTE %
JOHN CURTIS	140	48.11%
TRENT STAGGS	96	32.99%
BRAD WILSON	41	14.09%
JASON J. WALTON	14	4.81%
Total Votes Cast	291	100.00%

Republican for Governor

Vote For 1

	TOTAL	VOTE %
SPENCER J. COX DEIDRE M.	152	51.88%
PHIL LYMAN NATALIE CLAWSON	141	48.12%
Total Votes Cast	293	100.00%

SA406

Republican for Attorney General

Vote For 1

	TOTAL	VOTE %
DEREK BROWN	142	51.26%
RACHEL TERRY	74	26.71%
FRANK DEMCY MYLAR	61	22.02%
Total Votes Cast	277	100.00%

Republican for State Auditor

Vote For 1

	TOTAL	VOTE %
TINA CANNON	163	60.59%
RICKY HATCH	106	39.41%
Total Votes Cast	269	100.00%

SA407

STATISTICS

	TOTAL
Registered Voters - Total	679
Registered Voters - Republican	679
Registered Voters - Nonpartisan	0
Ballots Cast - Total	282
Ballots Cast - Republican	282
Ballots Cast - Nonpartisan	0
Ballots Cast - Blank	0
Voter Turnout - Total	41.53%
Voter Turnout - Republican	41.53%
Voter Turnout - Nonpartisan	0.00%

Republican for US Senate

Vote For 1

	TOTAL	VOTE %
JOHN CURTIS	137	49.10%
TRENT STAGGS	105	37.63%
BRAD WILSON	20	7.17%
JASON J. WALTON	17	6.09%
Total Votes Cast	279	100.00%

Republican for Governor

Vote For 1

	TOTAL	VOTE %
PHIL LYMAN NATALIE CLAWSON	160	56.74%
SPENCER J. COX DEIDRE M.	122	43.26%
Total Votes Cast	282	100.00%

SA407

Republican for Attorney General

Vote For 1

	TOTAL	VOTE %
DEREK BROWN	121	45.15%
FRANK DEMCY MYLAR	76	28.36%
RACHEL TERRY	71	26.49%
Total Votes Cast	268	100.00%

Republican for State Auditor

Vote For 1

	TOTAL	VOTE %
TINA CANNON	143	54.58%
RICKY HATCH	119	45.42%
Total Votes Cast	262	100.00%

SF301

STATISTICS

	TOTAL
Registered Voters - Total	0
Registered Voters - Republican	0
Registered Voters - Nonpartisan	0
Ballots Cast - Total	0
Ballots Cast - Republican	0
Ballots Cast - Nonpartisan	0
Ballots Cast - Blank	0
Voter Turnout - Total	0.00%
Voter Turnout - Republican	0.00%
Voter Turnout - Nonpartisan	0.00%

Republican for US Senate

Vote For 1

	TOTAL	VOTE %
JOHN CURTIS	0	
JASON J. WALTON	0	
BRAD WILSON	0	
TRENT STAGGS	0	
Total Votes Cast	0	

Republican for US House 3

Vote For 1

	TOTAL	VOTE %
JR BIRD	0	
MIKE KENNEDY	0	
CASE LAWRENCE	0	
STEWART PEAY	0	
JOHN "FRUGAL" DOUGALL	0	
Total Votes Cast	0	

SF301

Republican for Governor

Vote For 1

	TOTAL	VOTE %
SPENCER J. COX DEIDRE M.	0	
PHIL LYMAN NATALIE CLAWSON	0	
Total Votes Cast	0	

Republican for Attorney General

Vote For 1

	TOTAL	VOTE %
DEREK BROWN	0	
FRANK DEMCY MYLAR	0	
RACHEL TERRY	0	
Total Votes Cast	0	

Republican for State Auditor

Vote For 1

	TOTAL	VOTE %
TINA CANNON	0	
RICKY HATCH	0	
Total Votes Cast	0	

Republican for State School Board 13

Vote For 1

	TOTAL	VOTE %
CARI BARTHOLOMEW	0	
RANDY BOOTHE	0	
Total Votes Cast	0	

SF401

STATISTICS

	TOTAL
Registered Voters - Total	431
Registered Voters - Republican	431
Registered Voters - Nonpartisan	0
Ballots Cast - Total	216
Ballots Cast - Republican	216
Ballots Cast - Nonpartisan	0
Ballots Cast - Blank	0
Voter Turnout - Total	50.12%
Voter Turnout - Republican	50.12%
Voter Turnout - Nonpartisan	0.00%

Republican for US Senate

Vote For 1

	TOTAL	VOTE %
JOHN CURTIS	112	52.58%
TRENT STAGGS	75	35.21%
BRAD WILSON	21	9.86%
JASON J. WALTON	5	2.35%
Total Votes Cast	213	100.00%

Republican for Governor

Vote For 1

	TOTAL	VOTE %
PHIL LYMAN NATALIE CLAWSON	109	50.70%
SPENCER J. COX DEIDRE M.	106	49.30%
Total Votes Cast	215	100.00%

SF401

Republican for Attorney General

Vote For 1

	TOTAL	VOTE %
DEREK BROWN	129	61.72%
RACHEL TERRY	41	19.62%
FRANK DEMCY MYLAR	39	18.66%
Total Votes Cast	209	100.00%

Republican for State Auditor

Vote For 1

	TOTAL	VOTE %
TINA CANNON	106	51.71%
RICKY HATCH	99	48.29%
Total Votes Cast	205	100.00%

Republican for State School Board 13

Vote For 1

	TOTAL	VOTE %
RANDY BOOTHE	132	62.86%
CARI BARTHOLOMEW	78	37.14%
Total Votes Cast	210	100.00%

SF402

STATISTICS

	TOTAL
Registered Voters - Total	392
Registered Voters - Republican	392
Registered Voters - Nonpartisan	0
Ballots Cast - Total	130
Ballots Cast - Republican	130
Ballots Cast - Nonpartisan	0
Ballots Cast - Blank	0
Voter Turnout - Total	33.16%
Voter Turnout - Republican	33.16%
Voter Turnout - Nonpartisan	0.00%

Republican for US Senate

Vote For 1

	TOTAL	VOTE %
TRENT STAGGS	58	46.03%
JOHN CURTIS	39	30.95%
BRAD WILSON	16	12.70%
JASON J. WALTON	13	10.32%
Total Votes Cast	126	100.00%

Republican for Governor

Vote For 1

	TOTAL	VOTE %
PHIL LYMAN NATALIE CLAWSON	76	58.46%
SPENCER J. COX DEIDRE M.	54	41.54%
Total Votes Cast	130	100.00%

SF402

Republican for Attorney General

Vote For 1

	TOTAL	VOTE %
DEREK BROWN	46	36.51%
RACHEL TERRY	44	34.92%
FRANK DEMCY MYLAR	36	28.57%
Total Votes Cast	126	100.00%

Republican for State Auditor

Vote For 1

	TOTAL	VOTE %
TINA CANNON	68	54.84%
RICKY HATCH	56	45.16%
Total Votes Cast	124	100.00%

Republican for State School Board 13

Vote For 1

	TOTAL	VOTE %
CARI BARTHOLOMEW	69	53.91%
RANDY BOOTHE	59	46.09%
Total Votes Cast	128	100.00%

SF403

STATISTICS

	TOTAL
Registered Voters - Total	685
Registered Voters - Republican	685
Registered Voters - Nonpartisan	0
Ballots Cast - Total	273
Ballots Cast - Republican	273
Ballots Cast - Nonpartisan	0
Ballots Cast - Blank	0
Voter Turnout - Total	39.85%
Voter Turnout - Republican	39.85%
Voter Turnout - Nonpartisan	0.00%

Republican for US Senate

Vote For 1

	TOTAL	VOTE %
TRENT STAGGS	132	49.07%
JOHN CURTIS	92	34.20%
BRAD WILSON	26	9.67%
JASON J. WALTON	19	7.06%
Total Votes Cast	269	100.00%

Republican for Governor

Vote For 1

	TOTAL	VOTE %
PHIL LYMAN NATALIE CLAWSON	175	64.10%
SPENCER J. COX DEIDRE M.	98	35.90%
Total Votes Cast	273	100.00%

SF403

Republican for Attorney General

Vote For 1

	TOTAL	VOTE %
DEREK BROWN	96	37.65%
FRANK DEMCY MYLAR	92	36.08%
RACHEL TERRY	67	26.27%
Total Votes Cast	255	100.00%

Republican for State Auditor

Vote For 1

	TOTAL	VOTE %
TINA CANNON	140	54.69%
RICKY HATCH	116	45.31%
Total Votes Cast	256	100.00%

Republican for State School Board 13

Vote For 1

	TOTAL	VOTE %
CARI BARTHOLOMEW	148	56.70%
RANDY BOOTHE	113	43.30%
Total Votes Cast	261	100.00%

SF404

STATISTICS

	TOTAL
Registered Voters - Total	510
Registered Voters - Republican	510
Registered Voters - Nonpartisan	0
Ballots Cast - Total	208
Ballots Cast - Republican	208
Ballots Cast - Nonpartisan	0
Ballots Cast - Blank	0
Voter Turnout - Total	40.78%
Voter Turnout - Republican	40.78%
Voter Turnout - Nonpartisan	0.00%

Republican for US Senate

Vote For 1

	TOTAL	VOTE %
JOHN CURTIS	111	53.62%
TRENT STAGGS	57	27.54%
BRAD WILSON	23	11.11%
JASON J. WALTON	16	7.73%
Total Votes Cast	207	100.00%

Republican for Governor

Vote For 1

	TOTAL	VOTE %
PHIL LYMAN NATALIE CLAWSON	119	57.21%
SPENCER J. COX DEIDRE M.	89	42.79%
Total Votes Cast	208	100.00%

SF404

Republican for Attorney General

Vote For 1

	TOTAL	VOTE %
DEREK BROWN	91	45.73%
FRANK DEMCY MYLAR	57	28.64%
RACHEL TERRY	51	25.63%
Total Votes Cast	199	100.00%

Republican for State Auditor

Vote For 1

	TOTAL	VOTE %
TINA CANNON	123	63.73%
RICKY HATCH	70	36.27%
Total Votes Cast	193	100.00%

Republican for State School Board 13

Vote For 1

	TOTAL	VOTE %
CARI BARTHOLOMEW	101	50.25%
RANDY BOOTHE	100	49.75%
Total Votes Cast	201	100.00%

SF405

STATISTICS

	TOTAL
Registered Voters - Total	656
Registered Voters - Republican	656
Registered Voters - Nonpartisan	0
Ballots Cast - Total	275
Ballots Cast - Republican	275
Ballots Cast - Nonpartisan	0
Ballots Cast - Blank	0
Voter Turnout - Total	41.92%
Voter Turnout - Republican	41.92%
Voter Turnout - Nonpartisan	0.00%

Republican for US Senate

Vote For 1

	TOTAL	VOTE %
JOHN CURTIS	141	51.46%
TRENT STAGGS	91	33.21%
BRAD WILSON	26	9.49%
JASON J. WALTON	16	5.84%
Total Votes Cast	274	100.00%

Republican for Governor

Vote For 1

	TOTAL	VOTE %
SPENCER J. COX DEIDRE M.	153	55.64%
PHIL LYMAN NATALIE CLAWSON	122	44.36%
Total Votes Cast	275	100.00%

SF405

Republican for Attorney General

Vote For 1

	TOTAL	VOTE %
DEREK BROWN	124	47.15%
RACHEL TERRY	85	32.32%
FRANK DEMCY MYLAR	54	20.53%
Total Votes Cast	263	100.00%

Republican for State Auditor

Vote For 1

	TOTAL	VOTE %
TINA CANNON	158	61.48%
RICKY HATCH	99	38.52%
Total Votes Cast	257	100.00%

Republican for State School Board 13

Vote For 1

	TOTAL	VOTE %
RANDY BOOTHE	150	55.35%
CARI BARTHOLOMEW	121	44.65%
Total Votes Cast	271	100.00%

SF406

STATISTICS

	TOTAL
Registered Voters - Total	388
Registered Voters - Republican	388
Registered Voters - Nonpartisan	0
Ballots Cast - Total	156
Ballots Cast - Republican	156
Ballots Cast - Nonpartisan	0
Ballots Cast - Blank	0
Voter Turnout - Total	40.21%
Voter Turnout - Republican	40.21%
Voter Turnout - Nonpartisan	0.00%

Republican for US Senate

Vote For 1

	TOTAL	VOTE %
JOHN CURTIS	74	47.44%
TRENT STAGGS	50	32.05%
BRAD WILSON	25	16.03%
JASON J. WALTON	7	4.49%
Total Votes Cast	156	100.00%

Republican for Governor

Vote For 1

	TOTAL	VOTE %
SPENCER J. COX DEIDRE M.	78	50.32%
PHIL LYMAN NATALIE CLAWSON	77	49.68%
Total Votes Cast	155	100.00%

SF406

Republican for Attorney General

Vote For 1

	TOTAL	VOTE %
DEREK BROWN	60	40.54%
FRANK DEMCY MYLAR	46	31.08%
RACHEL TERRY	42	28.38%
Total Votes Cast	148	100.00%

Republican for State Auditor

Vote For 1

	TOTAL	VOTE %
TINA CANNON	89	60.14%
RICKY HATCH	59	39.86%
Total Votes Cast	148	100.00%

Republican for State School Board 13

Vote For 1

	TOTAL	VOTE %
RANDY BOOTHE	83	54.61%
CARI BARTHOLOMEW	69	45.39%
Total Votes Cast	152	100.00%

SF407

STATISTICS

	TOTAL
Registered Voters - Total	617
Registered Voters - Republican	617
Registered Voters - Nonpartisan	0
Ballots Cast - Total	270
Ballots Cast - Republican	270
Ballots Cast - Nonpartisan	0
Ballots Cast - Blank	0
Voter Turnout - Total	43.76%
Voter Turnout - Republican	43.76%
Voter Turnout - Nonpartisan	0.00%

Republican for US Senate

Vote For 1

	TOTAL	VOTE %
JOHN CURTIS	126	47.19%
TRENT STAGGS	88	32.96%
BRAD WILSON	42	15.73%
JASON J. WALTON	11	4.12%
Total Votes Cast	267	100.00%

Republican for Governor

Vote For 1

	TOTAL	VOTE %
SPENCER J. COX DEIDRE M.	138	51.49%
PHIL LYMAN NATALIE CLAWSON	130	48.51%
Total Votes Cast	268	100.00%

SF407

Republican for Attorney General

Vote For 1

	TOTAL	VOTE %
DEREK BROWN	101	39.30%
RACHEL TERRY	91	35.41%
FRANK DEMCY MYLAR	65	25.29%
Total Votes Cast	257	100.00%

Republican for State Auditor

Vote For 1

	TOTAL	VOTE %
TINA CANNON	143	56.75%
RICKY HATCH	109	43.25%
Total Votes Cast	252	100.00%

Republican for State School Board 13

Vote For 1

	TOTAL	VOTE %
RANDY BOOTHE	132	50.19%
CARI BARTHOLOMEW	131	49.81%
Total Votes Cast	263	100.00%

SF408

STATISTICS

	TOTAL
Registered Voters - Total	571
Registered Voters - Republican	571
Registered Voters - Nonpartisan	0
Ballots Cast - Total	271
Ballots Cast - Republican	271
Ballots Cast - Nonpartisan	0
Ballots Cast - Blank	0
Voter Turnout - Total	47.46%
Voter Turnout - Republican	47.46%
Voter Turnout - Nonpartisan	0.00%

Republican for US Senate

Vote For 1

	TOTAL	VOTE %
JOHN CURTIS	126	47.01%
TRENT STAGGS	92	34.33%
BRAD WILSON	29	10.82%
JASON J. WALTON	21	7.84%
Total Votes Cast	268	100.00%

Republican for Governor

Vote For 1

	TOTAL	VOTE %
PHIL LYMAN NATALIE CLAWSON	156	57.99%
SPENCER J. COX DEIDRE M.	113	42.01%
Total Votes Cast	269	100.00%

SF408

Republican for Attorney General

Vote For 1

	TOTAL	VOTE %
DEREK BROWN	122	46.04%
RACHEL TERRY	75	28.30%
FRANK DEMCY MYLAR	68	25.66%
Total Votes Cast	265	100.00%

Republican for State Auditor

Vote For 1

	TOTAL	VOTE %
TINA CANNON	135	52.53%
RICKY HATCH	122	47.47%
Total Votes Cast	257	100.00%

Republican for State School Board 13

Vote For 1

	TOTAL	VOTE %
RANDY BOOTHE	154	58.78%
CARI BARTHOLOMEW	108	41.22%
Total Votes Cast	262	100.00%

SF409

STATISTICS

	TOTAL
Registered Voters - Total	469
Registered Voters - Republican	469
Registered Voters - Nonpartisan	0
Ballots Cast - Total	292
Ballots Cast - Republican	292
Ballots Cast - Nonpartisan	0
Ballots Cast - Blank	0
Voter Turnout - Total	62.26%
Voter Turnout - Republican	62.26%
Voter Turnout - Nonpartisan	0.00%

Republican for US Senate

Vote For 1

	TOTAL	VOTE %
JOHN CURTIS	173	59.66%
TRENT STAGGS	75	25.86%
JASON J. WALTON	24	8.28%
BRAD WILSON	18	6.21%
Total Votes Cast	290	100.00%

Republican for Governor

Vote For 1

	TOTAL	VOTE %
SPENCER J. COX DEIDRE M.	168	57.53%
PHIL LYMAN NATALIE CLAWSON	124	42.47%
Total Votes Cast	292	100.00%

SF409

Republican for Attorney General

Vote For 1

	TOTAL	VOTE %
DEREK BROWN	143	51.44%
RACHEL TERRY	81	29.14%
FRANK DEMCY MYLAR	54	19.42%
Total Votes Cast	278	100.00%

Republican for State Auditor

Vote For 1

	TOTAL	VOTE %
TINA CANNON	158	57.25%
RICKY HATCH	118	42.75%
Total Votes Cast	276	100.00%

Republican for State School Board 13

Vote For 1

	TOTAL	VOTE %
RANDY BOOTHE	206	70.55%
CARI BARTHOLOMEW	86	29.45%
Total Votes Cast	292	100.00%

SF410

STATISTICS

	TOTAL
Registered Voters - Total	704
Registered Voters - Republican	704
Registered Voters - Nonpartisan	0
Ballots Cast - Total	316
Ballots Cast - Republican	316
Ballots Cast - Nonpartisan	0
Ballots Cast - Blank	0
Voter Turnout - Total	44.89%
Voter Turnout - Republican	44.89%
Voter Turnout - Nonpartisan	0.00%

Republican for US Senate

Vote For 1

	TOTAL	VOTE %
JOHN CURTIS	174	55.41%
TRENT STAGGS	104	33.12%
BRAD WILSON	23	7.32%
JASON J. WALTON	13	4.14%
Total Votes Cast	314	100.00%

Republican for Governor

Vote For 1

	TOTAL	VOTE %
SPENCER J. COX DEIDRE M.	169	53.82%
PHIL LYMAN NATALIE CLAWSON	145	46.18%
Total Votes Cast	314	100.00%

SF410

Republican for Attorney General

Vote For 1

	TOTAL	VOTE %
DEREK BROWN	133	44.33%
RACHEL TERRY	92	30.67%
FRANK DEMCY MYLAR	75	25.00%
Total Votes Cast	300	100.00%

Republican for State Auditor

Vote For 1

	TOTAL	VOTE %
TINA CANNON	157	54.51%
RICKY HATCH	131	45.49%
Total Votes Cast	288	100.00%

Republican for State School Board 13

Vote For 1

	TOTAL	VOTE %
RANDY BOOTHE	179	59.27%
CARI BARTHOLOMEW	123	40.73%
Total Votes Cast	302	100.00%

SF411

STATISTICS

	TOTAL
Registered Voters - Total	372
Registered Voters - Republican	372
Registered Voters - Nonpartisan	0
Ballots Cast - Total	154
Ballots Cast - Republican	154
Ballots Cast - Nonpartisan	0
Ballots Cast - Blank	0
Voter Turnout - Total	41.40%
Voter Turnout - Republican	41.40%
Voter Turnout - Nonpartisan	0.00%

Republican for US Senate

Vote For 1

	TOTAL	VOTE %
JOHN CURTIS	66	44.00%
TRENT STAGGS	53	35.33%
BRAD WILSON	16	10.67%
JASON J. WALTON	15	10.00%
Total Votes Cast	150	100.00%

Republican for Governor

Vote For 1

	TOTAL	VOTE %
SPENCER J. COX DEIDRE M.	88	57.14%
PHIL LYMAN NATALIE CLAWSON	66	42.86%
Total Votes Cast	154	100.00%

SF411

Republican for Attorney General

Vote For 1

	TOTAL	VOTE %
DEREK BROWN	70	47.30%
RACHEL TERRY	57	38.51%
FRANK DEMCY MYLAR	21	14.19%
Total Votes Cast	148	100.00%

Republican for State Auditor

Vote For 1

	TOTAL	VOTE %
TINA CANNON	81	56.25%
RICKY HATCH	63	43.75%
Total Votes Cast	144	100.00%

Republican for State School Board 13

Vote For 1

	TOTAL	VOTE %
RANDY BOOTHE	80	54.42%
CARI BARTHOLOMEW	67	45.58%
Total Votes Cast	147	100.00%

SF412

STATISTICS

	TOTAL
Registered Voters - Total	655
Registered Voters - Republican	655
Registered Voters - Nonpartisan	0
Ballots Cast - Total	340
Ballots Cast - Republican	340
Ballots Cast - Nonpartisan	0
Ballots Cast - Blank	0
Voter Turnout - Total	51.91%
Voter Turnout - Republican	51.91%
Voter Turnout - Nonpartisan	0.00%

Republican for US Senate

Vote For 1

	TOTAL	VOTE %
JOHN CURTIS	168	49.85%
TRENT STAGGS	108	32.05%
BRAD WILSON	40	11.87%
JASON J. WALTON	21	6.23%
Total Votes Cast	337	100.00%

Republican for Governor

Vote For 1

	TOTAL	VOTE %
SPENCER J. COX DEIDRE M.	182	53.53%
PHIL LYMAN NATALIE CLAWSON	158	46.47%
Total Votes Cast	340	100.00%

SF412

Republican for Attorney General

Vote For 1

	TOTAL	VOTE %
DEREK BROWN	151	46.18%
RACHEL TERRY	96	29.36%
FRANK DEMCY MYLAR	80	24.46%
Total Votes Cast	327	100.00%

Republican for State Auditor

Vote For 1

	TOTAL	VOTE %
TINA CANNON	186	57.76%
RICKY HATCH	136	42.24%
Total Votes Cast	322	100.00%

Republican for State School Board 13

Vote For 1

	TOTAL	VOTE %
RANDY BOOTHE	176	52.85%
CARI BARTHOLOMEW	157	47.15%
Total Votes Cast	333	100.00%

SF413

STATISTICS

	TOTAL
Registered Voters - Total	514
Registered Voters - Republican	514
Registered Voters - Nonpartisan	0
Ballots Cast - Total	266
Ballots Cast - Republican	266
Ballots Cast - Nonpartisan	0
Ballots Cast - Blank	0
Voter Turnout - Total	51.75%
Voter Turnout - Republican	51.75%
Voter Turnout - Nonpartisan	0.00%

Republican for US Senate

Vote For 1

	TOTAL	VOTE %
JOHN CURTIS	135	51.72%
TRENT STAGGS	80	30.65%
BRAD WILSON	30	11.49%
JASON J. WALTON	16	6.13%
Total Votes Cast	261	100.00%

Republican for Governor

Vote For 1

	TOTAL	VOTE %
SPENCER J. COX DEIDRE M.	133	50.38%
PHIL LYMAN NATALIE CLAWSON	131	49.62%
Total Votes Cast	264	100.00%

SF413

Republican for Attorney General

Vote For 1

	TOTAL	VOTE %
DEREK BROWN	116	46.40%
RACHEL TERRY	68	27.20%
FRANK DEMCY MYLAR	66	26.40%
Total Votes Cast	250	100.00%

Republican for State Auditor

Vote For 1

	TOTAL	VOTE %
TINA CANNON	144	57.60%
RICKY HATCH	106	42.40%
Total Votes Cast	250	100.00%

Republican for State School Board 13

Vote For 1

	TOTAL	VOTE %
RANDY BOOTHE	184	69.96%
CARI BARTHOLOMEW	79	30.04%
Total Votes Cast	263	100.00%

SF414

STATISTICS

	TOTAL
Registered Voters - Total	316
Registered Voters - Republican	316
Registered Voters - Nonpartisan	0
Ballots Cast - Total	131
Ballots Cast - Republican	131
Ballots Cast - Nonpartisan	0
Ballots Cast - Blank	0
Voter Turnout - Total	41.46%
Voter Turnout - Republican	41.46%
Voter Turnout - Nonpartisan	0.00%

Republican for US Senate

Vote For 1

	TOTAL	VOTE %
JOHN CURTIS	72	54.96%
TRENT STAGGS	33	25.19%
BRAD WILSON	22	16.79%
JASON J. WALTON	4	3.05%
Total Votes Cast	131	100.00%

Republican for Governor

Vote For 1

	TOTAL	VOTE %
SPENCER J. COX DEIDRE M.	68	51.91%
PHIL LYMAN NATALIE CLAWSON	63	48.09%
Total Votes Cast	131	100.00%

SF414

Republican for Attorney General

Vote For 1

	TOTAL	VOTE %
DEREK BROWN	61	46.92%
RACHEL TERRY	35	26.92%
FRANK DEMCY MYLAR	34	26.15%
Total Votes Cast	130	100.00%

Republican for State Auditor

Vote For 1

	TOTAL	VOTE %
TINA CANNON	72	56.69%
RICKY HATCH	55	43.31%
Total Votes Cast	127	100.00%

Republican for State School Board 13

Vote For 1

	TOTAL	VOTE %
RANDY BOOTHE	68	53.12%
CARI BARTHOLOMEW	60	46.88%
Total Votes Cast	128	100.00%

SF415

STATISTICS

	TOTAL
Registered Voters - Total	395
Registered Voters - Republican	395
Registered Voters - Nonpartisan	0
Ballots Cast - Total	147
Ballots Cast - Republican	147
Ballots Cast - Nonpartisan	0
Ballots Cast - Blank	0
Voter Turnout - Total	37.22%
Voter Turnout - Republican	37.22%
Voter Turnout - Nonpartisan	0.00%

Republican for US Senate

Vote For 1

	TOTAL	VOTE %
JOHN CURTIS	59	40.41%
TRENT STAGGS	55	37.67%
JASON J. WALTON	19	13.01%
BRAD WILSON	13	8.90%
Total Votes Cast	146	100.00%

Republican for Governor

Vote For 1

	TOTAL	VOTE %
PHIL LYMAN NATALIE CLAWSON	76	52.05%
SPENCER J. COX DEIDRE M.	70	47.95%
Total Votes Cast	146	100.00%

SF415

Republican for Attorney General

Vote For 1

	TOTAL	VOTE %
DEREK BROWN	73	50.69%
FRANK DEMCY MYLAR	39	27.08%
RACHEL TERRY	32	22.22%
Total Votes Cast	144	100.00%

Republican for State Auditor

Vote For 1

	TOTAL	VOTE %
TINA CANNON	81	55.86%
RICKY HATCH	64	44.14%
Total Votes Cast	145	100.00%

Republican for State School Board 13

Vote For 1

	TOTAL	VOTE %
CARI BARTHOLOMEW	79	54.86%
RANDY BOOTHE	65	45.14%
Total Votes Cast	144	100.00%

SF416

STATISTICS

	TOTAL
Registered Voters - Total	644
Registered Voters - Republican	644
Registered Voters - Nonpartisan	0
Ballots Cast - Total	249
Ballots Cast - Republican	249
Ballots Cast - Nonpartisan	0
Ballots Cast - Blank	0
Voter Turnout - Total	38.66%
Voter Turnout - Republican	38.66%
Voter Turnout - Nonpartisan	0.00%

Republican for US Senate

Vote For 1

	TOTAL	VOTE %
TRENT STAGGS	107	43.15%
JOHN CURTIS	102	41.13%
BRAD WILSON	24	9.68%
JASON J. WALTON	15	6.05%
Total Votes Cast	248	100.00%

Republican for Governor

Vote For 1

	TOTAL	VOTE %
PHIL LYMAN NATALIE CLAWSON	130	52.63%
SPENCER J. COX DEIDRE M.	117	47.37%
Total Votes Cast	247	100.00%

SF416

Republican for Attorney General

Vote For 1

	TOTAL	VOTE %
FRANK DEMCY MYLAR	95	39.09%
DEREK BROWN	75	30.86%
RACHEL TERRY	73	30.04%
Total Votes Cast	243	100.00%

Republican for State Auditor

Vote For 1

	TOTAL	VOTE %
TINA CANNON	151	62.66%
RICKY HATCH	90	37.34%
Total Votes Cast	241	100.00%

Republican for State School Board 13

Vote For 1

	TOTAL	VOTE %
CARI BARTHOLOMEW	125	50.61%
RANDY BOOTHE	122	49.39%
Total Votes Cast	247	100.00%

SF417

STATISTICS

	TOTAL
Registered Voters - Total	326
Registered Voters - Republican	326
Registered Voters - Nonpartisan	0
Ballots Cast - Total	146
Ballots Cast - Republican	146
Ballots Cast - Nonpartisan	0
Ballots Cast - Blank	0
Voter Turnout - Total	44.79%
Voter Turnout - Republican	44.79%
Voter Turnout - Nonpartisan	0.00%

Republican for US Senate

Vote For 1

	TOTAL	VOTE %
TRENT STAGGS	69	47.59%
JOHN CURTIS	59	40.69%
BRAD WILSON	9	6.21%
JASON J. WALTON	8	5.52%
Total Votes Cast	145	100.00%

Republican for Governor

Vote For 1

	TOTAL	VOTE %
PHIL LYMAN NATALIE CLAWSON	89	60.96%
SPENCER J. COX DEIDRE M.	57	39.04%
Total Votes Cast	146	100.00%

SF417

Republican for Attorney General

Vote For 1

	TOTAL	VOTE %
DEREK BROWN	51	36.17%
RACHEL TERRY	48	34.04%
FRANK DEMCY MYLAR	42	29.79%
Total Votes Cast	141	100.00%

Republican for State Auditor

Vote For 1

	TOTAL	VOTE %
TINA CANNON	77	56.20%
RICKY HATCH	60	43.80%
Total Votes Cast	137	100.00%

Republican for State School Board 13

Vote For 1

	TOTAL	VOTE %
CARI BARTHOLOMEW	77	55.00%
RANDY BOOTHE	63	45.00%
Total Votes Cast	140	100.00%

SF418

STATISTICS

	TOTAL
Registered Voters - Total	901
Registered Voters - Republican	901
Registered Voters - Nonpartisan	0
Ballots Cast - Total	404
Ballots Cast - Republican	404
Ballots Cast - Nonpartisan	0
Ballots Cast - Blank	0
Voter Turnout - Total	44.84%
Voter Turnout - Republican	44.84%
Voter Turnout - Nonpartisan	0.00%

Republican for US Senate

Vote For 1

	TOTAL	VOTE %
JOHN CURTIS	199	50.00%
TRENT STAGGS	147	36.93%
JASON J. WALTON	28	7.04%
BRAD WILSON	24	6.03%
Total Votes Cast	398	100.00%

Republican for Governor

Vote For 1

	TOTAL	VOTE %
SPENCER J. COX DEIDRE M.	208	51.49%
PHIL LYMAN NATALIE CLAWSON	196	48.51%
Total Votes Cast	404	100.00%

SF418

Republican for Attorney General

Vote For 1

	TOTAL	VOTE %
DEREK BROWN	187	49.34%
FRANK DEMCY MYLAR	104	27.44%
RACHEL TERRY	88	23.22%
Total Votes Cast	379	100.00%

Republican for State Auditor

Vote For 1

	TOTAL	VOTE %
TINA CANNON	203	55.46%
RICKY HATCH	163	44.54%
Total Votes Cast	366	100.00%

Republican for State School Board 13

Vote For 1

	TOTAL	VOTE %
RANDY BOOTHE	242	61.11%
CARI BARTHOLOMEW	154	38.89%
Total Votes Cast	396	100.00%

SF419

STATISTICS

	TOTAL
Registered Voters - Total	605
Registered Voters - Republican	605
Registered Voters - Nonpartisan	0
Ballots Cast - Total	247
Ballots Cast - Republican	247
Ballots Cast - Nonpartisan	0
Ballots Cast - Blank	0
Voter Turnout - Total	40.83%
Voter Turnout - Republican	40.83%
Voter Turnout - Nonpartisan	0.00%

Republican for US Senate

Vote For 1

	TOTAL	VOTE %
JOHN CURTIS	121	49.79%
TRENT STAGGS	76	31.28%
BRAD WILSON	29	11.93%
JASON J. WALTON	17	7.00%
Total Votes Cast	243	100.00%

Republican for Governor

Vote For 1

	TOTAL	VOTE %
PHIL LYMAN NATALIE CLAWSON	131	53.69%
SPENCER J. COX DEIDRE M.	113	46.31%
Total Votes Cast	244	100.00%

SF419

Republican for Attorney General

Vote For 1

	TOTAL	VOTE %
DEREK BROWN	98	40.50%
RACHEL TERRY	76	31.40%
FRANK DEMCY MYLAR	68	28.10%
Total Votes Cast	242	100.00%

Republican for State Auditor

Vote For 1

	TOTAL	VOTE %
TINA CANNON	127	54.27%
RICKY HATCH	107	45.73%
Total Votes Cast	234	100.00%

Republican for State School Board 13

Vote For 1

	TOTAL	VOTE %
RANDY BOOTHE	140	57.85%
CARI BARTHOLOMEW	102	42.15%
Total Votes Cast	242	100.00%

SF420

STATISTICS

	TOTAL
Registered Voters - Total	557
Registered Voters - Republican	557
Registered Voters - Nonpartisan	0
Ballots Cast - Total	280
Ballots Cast - Republican	280
Ballots Cast - Nonpartisan	0
Ballots Cast - Blank	0
Voter Turnout - Total	50.27%
Voter Turnout - Republican	50.27%
Voter Turnout - Nonpartisan	0.00%

Republican for US Senate

Vote For 1

	TOTAL	VOTE %
JOHN CURTIS	156	57.14%
TRENT STAGGS	86	31.50%
BRAD WILSON	22	8.06%
JASON J. WALTON	9	3.30%
Total Votes Cast	273	100.00%

Republican for Governor

Vote For 1

	TOTAL	VOTE %
SPENCER J. COX DEIDRE M.	149	53.21%
PHIL LYMAN NATALIE CLAWSON	131	46.79%
Total Votes Cast	280	100.00%

SF420

Republican for Attorney General

Vote For 1

	TOTAL	VOTE %
DEREK BROWN	153	58.40%
RACHEL TERRY	64	24.43%
FRANK DEMCY MYLAR	45	17.18%
Total Votes Cast	262	100.00%

Republican for State Auditor

Vote For 1

	TOTAL	VOTE %
TINA CANNON	129	51.19%
RICKY HATCH	123	48.81%
Total Votes Cast	252	100.00%

Republican for State School Board 13

Vote For 1

	TOTAL	VOTE %
RANDY BOOTHE	189	70.52%
CARI BARTHOLOMEW	79	29.48%
Total Votes Cast	268	100.00%

SF421

STATISTICS

	TOTAL
Registered Voters - Total	720
Registered Voters - Republican	720
Registered Voters - Nonpartisan	0
Ballots Cast - Total	338
Ballots Cast - Republican	338
Ballots Cast - Nonpartisan	0
Ballots Cast - Blank	0
Voter Turnout - Total	46.94%
Voter Turnout - Republican	46.94%
Voter Turnout - Nonpartisan	0.00%

Republican for US Senate

Vote For 1

	TOTAL	VOTE %
JOHN CURTIS	166	49.55%
TRENT STAGGS	122	36.42%
BRAD WILSON	29	8.66%
JASON J. WALTON	18	5.37%
Total Votes Cast	335	100.00%

Republican for Governor

Vote For 1

	TOTAL	VOTE %
PHIL LYMAN NATALIE CLAWSON	179	52.96%
SPENCER J. COX DEIDRE M.	159	47.04%
Total Votes Cast	338	100.00%

SF421

Republican for Attorney General

Vote For 1

	TOTAL	VOTE %
DEREK BROWN	154	47.98%
FRANK DEMCY MYLAR	93	28.97%
RACHEL TERRY	74	23.05%
Total Votes Cast	321	100.00%

Republican for State Auditor

Vote For 1

	TOTAL	VOTE %
TINA CANNON	171	53.27%
RICKY HATCH	150	46.73%
Total Votes Cast	321	100.00%

Republican for State School Board 13

Vote For 1

	TOTAL	VOTE %
RANDY BOOTHE	185	55.56%
CARI BARTHOLOMEW	148	44.44%
Total Votes Cast	333	100.00%

SF422

STATISTICS

	TOTAL
Registered Voters - Total	576
Registered Voters - Republican	576
Registered Voters - Nonpartisan	0
Ballots Cast - Total	227
Ballots Cast - Republican	227
Ballots Cast - Nonpartisan	0
Ballots Cast - Blank	0
Voter Turnout - Total	39.41%
Voter Turnout - Republican	39.41%
Voter Turnout - Nonpartisan	0.00%

Republican for US Senate

Vote For 1

	TOTAL	VOTE %
JOHN CURTIS	100	44.44%
TRENT STAGGS	92	40.89%
BRAD WILSON	25	11.11%
JASON J. WALTON	8	3.56%
Total Votes Cast	225	100.00%

Republican for Governor

Vote For 1

	TOTAL	VOTE %
PHIL LYMAN NATALIE CLAWSON	132	58.41%
SPENCER J. COX DEIDRE M.	94	41.59%
Total Votes Cast	226	100.00%

SF422

Republican for Attorney General

Vote For 1

	TOTAL	VOTE %
DEREK BROWN	77	36.67%
FRANK DEMCY MYLAR	70	33.33%
RACHEL TERRY	63	30.00%
Total Votes Cast	210	100.00%

Republican for State Auditor

Vote For 1

	TOTAL	VOTE %
TINA CANNON	122	58.10%
RICKY HATCH	88	41.90%
Total Votes Cast	210	100.00%

Republican for State School Board 13

Vote For 1

	TOTAL	VOTE %
CARI BARTHOLOMEW	115	52.04%
RANDY BOOTHE	106	47.96%
Total Votes Cast	221	100.00%

SF423

STATISTICS

	TOTAL
Registered Voters - Total	381
Registered Voters - Republican	381
Registered Voters - Nonpartisan	0
Ballots Cast - Total	183
Ballots Cast - Republican	183
Ballots Cast - Nonpartisan	0
Ballots Cast - Blank	0
Voter Turnout - Total	48.03%
Voter Turnout - Republican	48.03%
Voter Turnout - Nonpartisan	0.00%

Republican for US Senate

Vote For 1

	TOTAL	VOTE %
JOHN CURTIS	87	47.80%
TRENT STAGGS	58	31.87%
JASON J. WALTON	21	11.54%
BRAD WILSON	16	8.79%
Total Votes Cast	182	100.00%

Republican for Governor

Vote For 1

	TOTAL	VOTE %
SPENCER J. COX DEIDRE M.	97	53.01%
PHIL LYMAN NATALIE CLAWSON	86	46.99%
Total Votes Cast	183	100.00%

SF423

Republican for Attorney General

Vote For 1

	TOTAL	VOTE %
DEREK BROWN	73	42.20%
FRANK DEMCY MYLAR	50	28.90%
RACHEL TERRY	50	28.90%
Total Votes Cast	173	100.00%

Republican for State Auditor

Vote For 1

	TOTAL	VOTE %
RICKY HATCH	84	50.30%
TINA CANNON	83	49.70%
Total Votes Cast	167	100.00%

Republican for State School Board 13

Vote For 1

	TOTAL	VOTE %
RANDY BOOTHE	118	67.82%
CARI BARTHOLOMEW	56	32.18%
Total Votes Cast	174	100.00%

SF424

STATISTICS

	TOTAL
Registered Voters - Total	609
Registered Voters - Republican	609
Registered Voters - Nonpartisan	0
Ballots Cast - Total	237
Ballots Cast - Republican	237
Ballots Cast - Nonpartisan	0
Ballots Cast - Blank	0
Voter Turnout - Total	38.92%
Voter Turnout - Republican	38.92%
Voter Turnout - Nonpartisan	0.00%

Republican for US Senate

Vote For 1

	TOTAL	VOTE %
TRENT STAGGS	105	44.68%
JOHN CURTIS	92	39.15%
JASON J. WALTON	21	8.94%
BRAD WILSON	17	7.23%
Total Votes Cast	235	100.00%

Republican for Governor

Vote For 1

	TOTAL	VOTE %
PHIL LYMAN NATALIE CLAWSON	141	60.26%
SPENCER J. COX DEIDRE M.	93	39.74%
Total Votes Cast	234	100.00%

SF424

Republican for Attorney General

Vote For 1

	TOTAL	VOTE %
FRANK DEMCY MYLAR	84	36.68%
DEREK BROWN	83	36.24%
RACHEL TERRY	62	27.07%
Total Votes Cast	229	100.00%

Republican for State Auditor

Vote For 1

	TOTAL	VOTE %
TINA CANNON	123	53.71%
RICKY HATCH	106	46.29%
Total Votes Cast	229	100.00%

Republican for State School Board 13

Vote For 1

	TOTAL	VOTE %
CARI BARTHOLOMEW	119	51.52%
RANDY BOOTHE	112	48.48%
Total Votes Cast	231	100.00%

SF425

STATISTICS

	TOTAL
Registered Voters - Total	754
Registered Voters - Republican	754
Registered Voters - Nonpartisan	0
Ballots Cast - Total	330
Ballots Cast - Republican	330
Ballots Cast - Nonpartisan	0
Ballots Cast - Blank	1
Voter Turnout - Total	43.77%
Voter Turnout - Republican	43.77%
Voter Turnout - Nonpartisan	0.00%

Republican for US Senate

Vote For 1

	TOTAL	VOTE %
JOHN CURTIS	159	48.92%
TRENT STAGGS	93	28.62%
BRAD WILSON	51	15.69%
JASON J. WALTON	22	6.77%
Total Votes Cast	325	100.00%

Republican for Governor

Vote For 1

	TOTAL	VOTE %
SPENCER J. COX DEIDRE M.	177	53.96%
PHIL LYMAN NATALIE CLAWSON	151	46.04%
Total Votes Cast	328	100.00%

SF425

Republican for Attorney General

Vote For 1

	TOTAL	VOTE %
DEREK BROWN	134	42.14%
RACHEL TERRY	100	31.45%
FRANK DEMCY MYLAR	84	26.42%
Total Votes Cast	318	100.00%

Republican for State Auditor

Vote For 1

	TOTAL	VOTE %
TINA CANNON	177	56.91%
RICKY HATCH	134	43.09%
Total Votes Cast	311	100.00%

Republican for State School Board 13

Vote For 1

	TOTAL	VOTE %
RANDY BOOTHE	181	56.39%
CARI BARTHOLOMEW	140	43.61%
Total Votes Cast	321	100.00%

SF426

STATISTICS

	TOTAL
Registered Voters - Total	422
Registered Voters - Republican	422
Registered Voters - Nonpartisan	0
Ballots Cast - Total	139
Ballots Cast - Republican	139
Ballots Cast - Nonpartisan	0
Ballots Cast - Blank	0
Voter Turnout - Total	32.94%
Voter Turnout - Republican	32.94%
Voter Turnout - Nonpartisan	0.00%

Republican for US Senate

Vote For 1

	TOTAL	VOTE %
JOHN CURTIS	59	43.38%
TRENT STAGGS	53	38.97%
BRAD WILSON	15	11.03%
JASON J. WALTON	9	6.62%
Total Votes Cast	136	100.00%

Republican for Governor

Vote For 1

	TOTAL	VOTE %
PHIL LYMAN NATALIE CLAWSON	74	53.24%
SPENCER J. COX DEIDRE M.	65	46.76%
Total Votes Cast	139	100.00%

SF426

Republican for Attorney General

Vote For 1

	TOTAL	VOTE %
RACHEL TERRY	55	40.74%
DEREK BROWN	53	39.26%
FRANK DEMCY MYLAR	27	20.00%
Total Votes Cast	135	100.00%

Republican for State Auditor

Vote For 1

	TOTAL	VOTE %
RICKY HATCH	71	52.59%
TINA CANNON	64	47.41%
Total Votes Cast	135	100.00%

Republican for State School Board 13

Vote For 1

	TOTAL	VOTE %
CARI BARTHOLOMEW	68	51.91%
RANDY BOOTHE	63	48.09%
Total Votes Cast	131	100.00%

SP301

STATISTICS

	TOTAL
Registered Voters - Total	384
Registered Voters - Republican	384
Registered Voters - Nonpartisan	0
Ballots Cast - Total	153
Ballots Cast - Republican	153
Ballots Cast - Nonpartisan	0
Ballots Cast - Blank	0
Voter Turnout - Total	39.84%
Voter Turnout - Republican	39.84%
Voter Turnout - Nonpartisan	0.00%

Republican for US Senate

Vote For 1

	TOTAL	VOTE %
JOHN CURTIS	63	42.86%
TRENT STAGGS	62	42.18%
BRAD WILSON	15	10.20%
JASON J. WALTON	7	4.76%
Total Votes Cast	147	100.00%

Republican for US House 3

Vote For 1

	TOTAL	VOTE %
MIKE KENNEDY	67	45.27%
CASE LAWRENCE	37	25.00%
STEWART PEAY	28	18.92%
JOHN "FRUGAL" DOUGALL	10	6.76%
JR BIRD	6	4.05%
Total Votes Cast	148	100.00%

SP301

Republican for Governor

Vote For 1

	TOTAL	VOTE %
PHIL LYMAN NATALIE CLAWSON	77	50.33%
SPENCER J. COX DEIDRE M.	76	49.67%
Total Votes Cast	153	100.00%

Republican for Attorney General

Vote For 1

	TOTAL	VOTE %
DEREK BROWN	55	39.57%
FRANK DEMCY MYLAR	46	33.09%
RACHEL TERRY	38	27.34%
Total Votes Cast	139	100.00%

Republican for State Auditor

Vote For 1

	TOTAL	VOTE %
TINA CANNON	70	52.24%
RICKY HATCH	64	47.76%
Total Votes Cast	134	100.00%

Republican for State School Board 13

Vote For 1

	TOTAL	VOTE %
CARI BARTHOLOMEW	75	53.19%
RANDY BOOTHE	66	46.81%
Total Votes Cast	141	100.00%

SP302

STATISTICS

	TOTAL
Registered Voters - Total	406
Registered Voters - Republican	406
Registered Voters - Nonpartisan	0
Ballots Cast - Total	171
Ballots Cast - Republican	171
Ballots Cast - Nonpartisan	0
Ballots Cast - Blank	0
Voter Turnout - Total	42.12%
Voter Turnout - Republican	42.12%
Voter Turnout - Nonpartisan	0.00%

Republican for US Senate

Vote For 1

	TOTAL	VOTE %
JOHN CURTIS	74	43.27%
TRENT STAGGS	64	37.43%
BRAD WILSON	23	13.45%
JASON J. WALTON	10	5.85%
Total Votes Cast	171	100.00%

Republican for US House 3

Vote For 1

	TOTAL	VOTE %
MIKE KENNEDY	60	35.50%
CASE LAWRENCE	52	30.77%
STEWART PEAY	33	19.53%
JOHN "FRUGAL" DOUGALL	14	8.28%
JR BIRD	10	5.92%
Total Votes Cast	169	100.00%

SP302

Republican for Governor

Vote For 1

	TOTAL	VOTE %
PHIL LYMAN NATALIE CLAWSON	86	51.50%
SPENCER J. COX DEIDRE M.	81	48.50%
Total Votes Cast	167	100.00%

Republican for Attorney General

Vote For 1

	TOTAL	VOTE %
DEREK BROWN	65	39.63%
RACHEL TERRY	58	35.37%
FRANK DEMCY MYLAR	41	25.00%
Total Votes Cast	164	100.00%

Republican for State Auditor

Vote For 1

	TOTAL	VOTE %
TINA CANNON	96	61.15%
RICKY HATCH	61	38.85%
Total Votes Cast	157	100.00%

Republican for State School Board 13

Vote For 1

	TOTAL	VOTE %
CARI BARTHOLOMEW	91	55.83%
RANDY BOOTHE	72	44.17%
Total Votes Cast	163	100.00%

SP304

STATISTICS

	TOTAL
Registered Voters - Total	433
Registered Voters - Republican	433
Registered Voters - Nonpartisan	0
Ballots Cast - Total	217
Ballots Cast - Republican	217
Ballots Cast - Nonpartisan	0
Ballots Cast - Blank	0
Voter Turnout - Total	50.12%
Voter Turnout - Republican	50.12%
Voter Turnout - Nonpartisan	0.00%

Republican for US Senate

Vote For 1

	TOTAL	VOTE %
JOHN CURTIS	139	64.65%
TRENT STAGGS	51	23.72%
BRAD WILSON	21	9.77%
JASON J. WALTON	4	1.86%
Total Votes Cast	215	100.00%

Republican for US House 3

Vote For 1

	TOTAL	VOTE %
MIKE KENNEDY	73	33.95%
STEWART PEAY	60	27.91%
CASE LAWRENCE	50	23.26%
JR BIRD	18	8.37%
JOHN "FRUGAL" DOUGALL	14	6.51%
Total Votes Cast	215	100.00%

SP304

Republican for Governor

Vote For 1

	TOTAL	VOTE %
SPENCER J. COX DEIDRE M.	129	59.72%
PHIL LYMAN NATALIE CLAWSON	87	40.28%
Total Votes Cast	216	100.00%

Republican for Attorney General

Vote For 1

	TOTAL	VOTE %
DEREK BROWN	86	40.76%
RACHEL TERRY	80	37.91%
FRANK DEMCY MYLAR	45	21.33%
Total Votes Cast	211	100.00%

Republican for State Auditor

Vote For 1

	TOTAL	VOTE %
TINA CANNON	115	56.65%
RICKY HATCH	88	43.35%
Total Votes Cast	203	100.00%

Republican for State School Board 13

Vote For 1

	TOTAL	VOTE %
CARI BARTHOLOMEW	114	54.29%
RANDY BOOTHE	96	45.71%
Total Votes Cast	210	100.00%

SP305

STATISTICS

	TOTAL
Registered Voters - Total	541
Registered Voters - Republican	541
Registered Voters - Nonpartisan	0
Ballots Cast - Total	278
Ballots Cast - Republican	278
Ballots Cast - Nonpartisan	0
Ballots Cast - Blank	0
Voter Turnout - Total	51.39%
Voter Turnout - Republican	51.39%
Voter Turnout - Nonpartisan	0.00%

Republican for US Senate

Vote For 1

	TOTAL	VOTE %
JOHN CURTIS	158	57.04%
TRENT STAGGS	85	30.69%
BRAD WILSON	19	6.86%
JASON J. WALTON	15	5.42%
Total Votes Cast	277	100.00%

Republican for US House 3

Vote For 1

	TOTAL	VOTE %
MIKE KENNEDY	83	30.18%
CASE LAWRENCE	79	28.73%
STEWART PEAY	63	22.91%
JR BIRD	28	10.18%
JOHN "FRUGAL" DOUGALL	22	8.00%
Total Votes Cast	275	100.00%

SP305

Republican for Governor

Vote For 1

	TOTAL	VOTE %
SPENCER J. COX DEIDRE M.	152	54.68%
PHIL LYMAN NATALIE CLAWSON	126	45.32%
Total Votes Cast	278	100.00%

Republican for Attorney General

Vote For 1

	TOTAL	VOTE %
DEREK BROWN	111	41.73%
RACHEL TERRY	92	34.59%
FRANK DEMCY MYLAR	63	23.68%
Total Votes Cast	266	100.00%

Republican for State Auditor

Vote For 1

	TOTAL	VOTE %
TINA CANNON	148	57.36%
RICKY HATCH	110	42.64%
Total Votes Cast	258	100.00%

Republican for State School Board 13

Vote For 1

	TOTAL	VOTE %
RANDY BOOTHE	142	52.99%
CARI BARTHOLOMEW	126	47.01%
Total Votes Cast	268	100.00%

SP306

STATISTICS

	TOTAL
Registered Voters - Total	613
Registered Voters - Republican	613
Registered Voters - Nonpartisan	0
Ballots Cast - Total	321
Ballots Cast - Republican	321
Ballots Cast - Nonpartisan	0
Ballots Cast - Blank	0
Voter Turnout - Total	52.37%
Voter Turnout - Republican	52.37%
Voter Turnout - Nonpartisan	0.00%

Republican for US Senate

Vote For 1

	TOTAL	VOTE %
JOHN CURTIS	187	58.99%
TRENT STAGGS	72	22.71%
BRAD WILSON	36	11.36%
JASON J. WALTON	22	6.94%
Total Votes Cast	317	100.00%

Republican for US House 3

Vote For 1

	TOTAL	VOTE %
MIKE KENNEDY	123	39.81%
STEWART PEAY	76	24.60%
CASE LAWRENCE	47	15.21%
JR BIRD	35	11.33%
JOHN "FRUGAL" DOUGALL	28	9.06%
Total Votes Cast	309	100.00%

SP306

Republican for Governor

Vote For 1

	TOTAL	VOTE %
SPENCER J. COX DEIDRE M.	168	53.16%
PHIL LYMAN NATALIE CLAWSON	148	46.84%
Total Votes Cast	316	100.00%

Republican for Attorney General

Vote For 1

	TOTAL	VOTE %
DEREK BROWN	150	49.67%
RACHEL TERRY	86	28.48%
FRANK DEMCY MYLAR	66	21.85%
Total Votes Cast	302	100.00%

Republican for State Auditor

Vote For 1

	TOTAL	VOTE %
TINA CANNON	178	61.38%
RICKY HATCH	112	38.62%
Total Votes Cast	290	100.00%

Republican for State School Board 13

Vote For 1

	TOTAL	VOTE %
CARI BARTHOLOMEW	153	50.66%
RANDY BOOTHE	149	49.34%
Total Votes Cast	302	100.00%

SP307

STATISTICS

	TOTAL
Registered Voters - Total	481
Registered Voters - Republican	481
Registered Voters - Nonpartisan	0
Ballots Cast - Total	220
Ballots Cast - Republican	220
Ballots Cast - Nonpartisan	0
Ballots Cast - Blank	0
Voter Turnout - Total	45.74%
Voter Turnout - Republican	45.74%
Voter Turnout - Nonpartisan	0.00%

Republican for US Senate

Vote For 1

	TOTAL	VOTE %
JOHN CURTIS	107	49.54%
TRENT STAGGS	71	32.87%
BRAD WILSON	22	10.19%
JASON J. WALTON	16	7.41%
Total Votes Cast	216	100.00%

Republican for US House 3

Vote For 1

	TOTAL	VOTE %
CASE LAWRENCE	62	29.25%
MIKE KENNEDY	60	28.30%
STEWART PEAY	37	17.45%
JOHN "FRUGAL" DOUGALL	28	13.21%
JR BIRD	25	11.79%
Total Votes Cast	212	100.00%

SP307

Republican for Governor

Vote For 1

	TOTAL	VOTE %
PHIL LYMAN NATALIE CLAWSON	114	52.05%
SPENCER J. COX DEIDRE M.	105	47.95%
Total Votes Cast	219	100.00%

Republican for Attorney General

Vote For 1

	TOTAL	VOTE %
DEREK BROWN	81	40.70%
RACHEL TERRY	66	33.17%
FRANK DEMCY MYLAR	52	26.13%
Total Votes Cast	199	100.00%

Republican for State Auditor

Vote For 1

	TOTAL	VOTE %
TINA CANNON	116	58.00%
RICKY HATCH	84	42.00%
Total Votes Cast	200	100.00%

Republican for State School Board 13

Vote For 1

	TOTAL	VOTE %
CARI BARTHOLOMEW	123	59.13%
RANDY BOOTHE	85	40.87%
Total Votes Cast	208	100.00%

SP308

STATISTICS

	TOTAL
Registered Voters - Total	665
Registered Voters - Republican	665
Registered Voters - Nonpartisan	0
Ballots Cast - Total	329
Ballots Cast - Republican	329
Ballots Cast - Nonpartisan	0
Ballots Cast - Blank	0
Voter Turnout - Total	49.47%
Voter Turnout - Republican	49.47%
Voter Turnout - Nonpartisan	0.00%

Republican for US Senate

Vote For 1

	TOTAL	VOTE %
JOHN CURTIS	175	53.19%
TRENT STAGGS	95	28.88%
BRAD WILSON	35	10.64%
JASON J. WALTON	24	7.29%
Total Votes Cast	329	100.00%

Republican for US House 3

Vote For 1

	TOTAL	VOTE %
MIKE KENNEDY	120	37.15%
CASE LAWRENCE	81	25.08%
STEWART PEAY	63	19.50%
JOHN "FRUGAL" DOUGALL	30	9.29%
JR BIRD	29	8.98%
Total Votes Cast	323	100.00%

SP308

Republican for Governor

Vote For 1

	TOTAL	VOTE %
SPENCER J. COX DEIDRE M.	178	54.43%
PHIL LYMAN NATALIE CLAWSON	149	45.57%
Total Votes Cast	327	100.00%

Republican for Attorney General

Vote For 1

	TOTAL	VOTE %
DEREK BROWN	147	46.08%
RACHEL TERRY	104	32.60%
FRANK DEMCY MYLAR	68	21.32%
Total Votes Cast	319	100.00%

Republican for State Auditor

Vote For 1

	TOTAL	VOTE %
TINA CANNON	171	53.44%
RICKY HATCH	149	46.56%
Total Votes Cast	320	100.00%

Republican for State School Board 13

Vote For 1

	TOTAL	VOTE %
CARI BARTHOLOMEW	185	57.81%
RANDY BOOTHE	135	42.19%
Total Votes Cast	320	100.00%

SP310

STATISTICS

	TOTAL
Registered Voters - Total	249
Registered Voters - Republican	249
Registered Voters - Nonpartisan	0
Ballots Cast - Total	131
Ballots Cast - Republican	131
Ballots Cast - Nonpartisan	0
Ballots Cast - Blank	0
Voter Turnout - Total	52.61%
Voter Turnout - Republican	52.61%
Voter Turnout - Nonpartisan	0.00%

Republican for US Senate

Vote For 1

	TOTAL	VOTE %
JOHN CURTIS	74	56.92%
TRENT STAGGS	32	24.62%
BRAD WILSON	13	10.00%
JASON J. WALTON	11	8.46%
Total Votes Cast	130	100.00%

Republican for US House 3

Vote For 1

	TOTAL	VOTE %
MIKE KENNEDY	43	33.33%
STEWART PEAY	38	29.46%
CASE LAWRENCE	28	21.71%
JOHN "FRUGAL" DOUGALL	12	9.30%
JR BIRD	8	6.20%
Total Votes Cast	129	100.00%

SP310

Republican for Governor

Vote For 1

	TOTAL	VOTE %
SPENCER J. COX DEIDRE M.	83	63.36%
PHIL LYMAN NATALIE CLAWSON	48	36.64%
Total Votes Cast	131	100.00%

Republican for Attorney General

Vote For 1

	TOTAL	VOTE %
DEREK BROWN	69	55.20%
RACHEL TERRY	38	30.40%
FRANK DEMCY MYLAR	18	14.40%
Total Votes Cast	125	100.00%

Republican for State Auditor

Vote For 1

	TOTAL	VOTE %
TINA CANNON	78	61.90%
RICKY HATCH	48	38.10%
Total Votes Cast	126	100.00%

Republican for State School Board 13

Vote For 1

	TOTAL	VOTE %
CARI BARTHOLOMEW	72	55.38%
RANDY BOOTHE	58	44.62%
Total Votes Cast	130	100.00%

SP401

STATISTICS

	TOTAL
Registered Voters - Total	557
Registered Voters - Republican	557
Registered Voters - Nonpartisan	0
Ballots Cast - Total	284
Ballots Cast - Republican	284
Ballots Cast - Nonpartisan	0
Ballots Cast - Blank	0
Voter Turnout - Total	50.99%
Voter Turnout - Republican	50.99%
Voter Turnout - Nonpartisan	0.00%

Republican for US Senate

Vote For 1

	TOTAL	VOTE %
JOHN CURTIS	178	62.90%
TRENT STAGGS	53	18.73%
BRAD WILSON	33	11.66%
JASON J. WALTON	19	6.71%
Total Votes Cast	283	100.00%

Republican for Governor

Vote For 1

	TOTAL	VOTE %
SPENCER J. COX DEIDRE M.	166	58.66%
PHIL LYMAN NATALIE CLAWSON	117	41.34%
Total Votes Cast	283	100.00%

SP401

Republican for Attorney General

Vote For 1

	TOTAL	VOTE %
DEREK BROWN	147	53.85%
RACHEL TERRY	77	28.21%
FRANK DEMCY MYLAR	49	17.95%
Total Votes Cast	273	100.00%

Republican for State Auditor

Vote For 1

	TOTAL	VOTE %
TINA CANNON	160	61.54%
RICKY HATCH	100	38.46%
Total Votes Cast	260	100.00%

Republican for State School Board 13

Vote For 1

	TOTAL	VOTE %
RANDY BOOTHE	154	56.20%
CARI BARTHOLOMEW	120	43.80%
Total Votes Cast	274	100.00%

SP402

STATISTICS

	TOTAL
Registered Voters - Total	474
Registered Voters - Republican	474
Registered Voters - Nonpartisan	0
Ballots Cast - Total	248
Ballots Cast - Republican	248
Ballots Cast - Nonpartisan	0
Ballots Cast - Blank	0
Voter Turnout - Total	52.32%
Voter Turnout - Republican	52.32%
Voter Turnout - Nonpartisan	0.00%

Republican for US Senate

Vote For 1

	TOTAL	VOTE %
JOHN CURTIS	139	56.50%
TRENT STAGGS	65	26.42%
BRAD WILSON	26	10.57%
JASON J. WALTON	16	6.50%
Total Votes Cast	246	100.00%

Republican for Governor

Vote For 1

	TOTAL	VOTE %
SPENCER J. COX DEIDRE M.	143	57.66%
PHIL LYMAN NATALIE CLAWSON	105	42.34%
Total Votes Cast	248	100.00%

SP402

Republican for Attorney General

Vote For 1

	TOTAL	VOTE %
DEREK BROWN	94	41.05%
RACHEL TERRY	86	37.55%
FRANK DEMCY MYLAR	49	21.40%
Total Votes Cast	229	100.00%

Republican for State Auditor

Vote For 1

	TOTAL	VOTE %
TINA CANNON	126	55.75%
RICKY HATCH	100	44.25%
Total Votes Cast	226	100.00%

Republican for State School Board 13

Vote For 1

	TOTAL	VOTE %
RANDY BOOTHE	139	58.65%
CARI BARTHOLOMEW	98	41.35%
Total Votes Cast	237	100.00%

SP403

STATISTICS

	TOTAL
Registered Voters - Total	366
Registered Voters - Republican	366
Registered Voters - Nonpartisan	0
Ballots Cast - Total	196
Ballots Cast - Republican	196
Ballots Cast - Nonpartisan	0
Ballots Cast - Blank	0
Voter Turnout - Total	53.55%
Voter Turnout - Republican	53.55%
Voter Turnout - Nonpartisan	0.00%

Republican for US Senate

Vote For 1

	TOTAL	VOTE %
JOHN CURTIS	128	65.98%
TRENT STAGGS	47	24.23%
BRAD WILSON	13	6.70%
JASON J. WALTON	6	3.09%
Total Votes Cast	194	100.00%

Republican for Governor

Vote For 1

	TOTAL	VOTE %
SPENCER J. COX DEIDRE M.	124	63.59%
PHIL LYMAN NATALIE CLAWSON	71	36.41%
Total Votes Cast	195	100.00%

SP403

Republican for Attorney General

Vote For 1

	TOTAL	VOTE %
DEREK BROWN	96	51.61%
RACHEL TERRY	54	29.03%
FRANK DEMCY MYLAR	36	19.35%
Total Votes Cast	186	100.00%

Republican for State Auditor

Vote For 1

	TOTAL	VOTE %
TINA CANNON	105	58.33%
RICKY HATCH	75	41.67%
Total Votes Cast	180	100.00%

Republican for State School Board 13

Vote For 1

	TOTAL	VOTE %
RANDY BOOTHE	118	64.48%
CARI BARTHOLOMEW	65	35.52%
Total Votes Cast	183	100.00%

SP404

STATISTICS

	TOTAL
Registered Voters - Total	488
Registered Voters - Republican	488
Registered Voters - Nonpartisan	0
Ballots Cast - Total	256
Ballots Cast - Republican	256
Ballots Cast - Nonpartisan	0
Ballots Cast - Blank	0
Voter Turnout - Total	52.46%
Voter Turnout - Republican	52.46%
Voter Turnout - Nonpartisan	0.00%

Republican for US Senate

Vote For 1

	TOTAL	VOTE %
JOHN CURTIS	164	64.31%
TRENT STAGGS	54	21.18%
BRAD WILSON	27	10.59%
JASON J. WALTON	10	3.92%
Total Votes Cast	255	100.00%

Republican for Governor

Vote For 1

	TOTAL	VOTE %
SPENCER J. COX DEIDRE M.	173	67.58%
PHIL LYMAN NATALIE CLAWSON	83	32.42%
Total Votes Cast	256	100.00%

SP404

Republican for Attorney General

Vote For 1

	TOTAL	VOTE %
DEREK BROWN	118	48.96%
RACHEL TERRY	71	29.46%
FRANK DEMCY MYLAR	52	21.58%
Total Votes Cast	241	100.00%

Republican for State Auditor

Vote For 1

	TOTAL	VOTE %
TINA CANNON	149	63.40%
RICKY HATCH	86	36.60%
Total Votes Cast	235	100.00%

Republican for State School Board 13

Vote For 1

	TOTAL	VOTE %
CARI BARTHOLOMEW	123	50.20%
RANDY BOOTHE	122	49.80%
Total Votes Cast	245	100.00%

SP405

STATISTICS

	TOTAL
Registered Voters - Total	704
Registered Voters - Republican	704
Registered Voters - Nonpartisan	0
Ballots Cast - Total	312
Ballots Cast - Republican	312
Ballots Cast - Nonpartisan	0
Ballots Cast - Blank	1
Voter Turnout - Total	44.32%
Voter Turnout - Republican	44.32%
Voter Turnout - Nonpartisan	0.00%

Republican for US Senate

Vote For 1

	TOTAL	VOTE %
JOHN CURTIS	192	61.74%
TRENT STAGGS	64	20.58%
BRAD WILSON	30	9.65%
JASON J. WALTON	25	8.04%
Total Votes Cast	311	100.00%

Republican for Governor

Vote For 1

	TOTAL	VOTE %
SPENCER J. COX DEIDRE M.	183	59.03%
PHIL LYMAN NATALIE CLAWSON	127	40.97%
Total Votes Cast	310	100.00%

SP405

Republican for Attorney General

Vote For 1

	TOTAL	VOTE %
DEREK BROWN	151	50.67%
RACHEL TERRY	98	32.89%
FRANK DEMCY MYLAR	49	16.44%
Total Votes Cast	298	100.00%

Republican for State Auditor

Vote For 1

	TOTAL	VOTE %
TINA CANNON	159	54.64%
RICKY HATCH	132	45.36%
Total Votes Cast	291	100.00%

Republican for State School Board 13

Vote For 1

	TOTAL	VOTE %
RANDY BOOTHE	168	57.34%
CARI BARTHOLOMEW	125	42.66%
Total Votes Cast	293	100.00%

SP406

STATISTICS

	TOTAL
Registered Voters - Total	480
Registered Voters - Republican	480
Registered Voters - Nonpartisan	0
Ballots Cast - Total	244
Ballots Cast - Republican	244
Ballots Cast - Nonpartisan	0
Ballots Cast - Blank	0
Voter Turnout - Total	50.83%
Voter Turnout - Republican	50.83%
Voter Turnout - Nonpartisan	0.00%

Republican for US Senate

Vote For 1

	TOTAL	VOTE %
JOHN CURTIS	116	47.54%
TRENT STAGGS	70	28.69%
BRAD WILSON	47	19.26%
JASON J. WALTON	11	4.51%
Total Votes Cast	244	100.00%

Republican for Governor

Vote For 1

	TOTAL	VOTE %
SPENCER J. COX DEIDRE M.	135	55.56%
PHIL LYMAN NATALIE CLAWSON	108	44.44%
Total Votes Cast	243	100.00%

SP406

Republican for Attorney General

Vote For 1

	TOTAL	VOTE %
DEREK BROWN	95	41.30%
FRANK DEMCY MYLAR	74	32.17%
RACHEL TERRY	61	26.52%
Total Votes Cast	230	100.00%

Republican for State Auditor

Vote For 1

	TOTAL	VOTE %
TINA CANNON	127	56.44%
RICKY HATCH	98	43.56%
Total Votes Cast	225	100.00%

Republican for State School Board 13

Vote For 1

	TOTAL	VOTE %
RANDY BOOTHE	125	53.42%
CARI BARTHOLOMEW	109	46.58%
Total Votes Cast	234	100.00%

SP408

STATISTICS

	TOTAL
Registered Voters - Total	551
Registered Voters - Republican	551
Registered Voters - Nonpartisan	0
Ballots Cast - Total	234
Ballots Cast - Republican	234
Ballots Cast - Nonpartisan	0
Ballots Cast - Blank	0
Voter Turnout - Total	42.47%
Voter Turnout - Republican	42.47%
Voter Turnout - Nonpartisan	0.00%

Republican for US Senate

Vote For 1

	TOTAL	VOTE %
JOHN CURTIS	114	50.22%
TRENT STAGGS	62	27.31%
BRAD WILSON	30	13.22%
JASON J. WALTON	21	9.25%
Total Votes Cast	227	100.00%

Republican for Governor

Vote For 1

	TOTAL	VOTE %
SPENCER J. COX DEIDRE M.	129	55.36%
PHIL LYMAN NATALIE CLAWSON	104	44.64%
Total Votes Cast	233	100.00%

SP408

Republican for Attorney General

Vote For 1

	TOTAL	VOTE %
DEREK BROWN	96	44.04%
FRANK DEMCY MYLAR	62	28.44%
RACHEL TERRY	60	27.52%
Total Votes Cast	218	100.00%

Republican for State Auditor

Vote For 1

	TOTAL	VOTE %
TINA CANNON	127	58.80%
RICKY HATCH	89	41.20%
Total Votes Cast	216	100.00%

Republican for State School Board 13

Vote For 1

	TOTAL	VOTE %
CARI BARTHOLOMEW	115	51.80%
RANDY BOOTHE	107	48.20%
Total Votes Cast	222	100.00%

SP409

STATISTICS

	TOTAL
Registered Voters - Total	483
Registered Voters - Republican	483
Registered Voters - Nonpartisan	0
Ballots Cast - Total	229
Ballots Cast - Republican	229
Ballots Cast - Nonpartisan	0
Ballots Cast - Blank	0
Voter Turnout - Total	47.41%
Voter Turnout - Republican	47.41%
Voter Turnout - Nonpartisan	0.00%

Republican for US Senate

Vote For 1

	TOTAL	VOTE %
JOHN CURTIS	117	51.54%
TRENT STAGGS	71	31.28%
BRAD WILSON	24	10.57%
JASON J. WALTON	15	6.61%
Total Votes Cast	227	100.00%

Republican for Governor

Vote For 1

	TOTAL	VOTE %
SPENCER J. COX DEIDRE M.	127	55.70%
PHIL LYMAN NATALIE CLAWSON	101	44.30%
Total Votes Cast	228	100.00%

SP409

Republican for Attorney General

Vote For 1

	TOTAL	VOTE %
DEREK BROWN	95	43.18%
FRANK DEMCY MYLAR	64	29.09%
RACHEL TERRY	61	27.73%
Total Votes Cast	220	100.00%

Republican for State Auditor

Vote For 1

	TOTAL	VOTE %
TINA CANNON	138	62.73%
RICKY HATCH	82	37.27%
Total Votes Cast	220	100.00%

Republican for State School Board 13

Vote For 1

	TOTAL	VOTE %
CARI BARTHOLOMEW	113	51.36%
RANDY BOOTHE	107	48.64%
Total Votes Cast	220	100.00%

SP410

STATISTICS

	TOTAL
Registered Voters - Total	293
Registered Voters - Republican	293
Registered Voters - Nonpartisan	0
Ballots Cast - Total	112
Ballots Cast - Republican	112
Ballots Cast - Nonpartisan	0
Ballots Cast - Blank	0
Voter Turnout - Total	38.23%
Voter Turnout - Republican	38.23%
Voter Turnout - Nonpartisan	0.00%

Republican for US Senate

Vote For 1

	TOTAL	VOTE %
JOHN CURTIS	61	54.96%
TRENT STAGGS	41	36.94%
BRAD WILSON	8	7.21%
JASON J. WALTON	1	0.90%
Total Votes Cast	111	100.00%

Republican for Governor

Vote For 1

	TOTAL	VOTE %
SPENCER J. COX DEIDRE M.	60	53.57%
PHIL LYMAN NATALIE CLAWSON	52	46.43%
Total Votes Cast	112	100.00%

SP410

Republican for Attorney General

Vote For 1

	TOTAL	VOTE %
RACHEL TERRY	38	35.51%
DEREK BROWN	37	34.58%
FRANK DEMCY MYLAR	32	29.91%
Total Votes Cast	107	100.00%

Republican for State Auditor

Vote For 1

	TOTAL	VOTE %
TINA CANNON	63	60.58%
RICKY HATCH	41	39.42%
Total Votes Cast	104	100.00%

Republican for State School Board 13

Vote For 1

	TOTAL	VOTE %
RANDY BOOTHE	64	59.26%
CARI BARTHOLOMEW	44	40.74%
Total Votes Cast	108	100.00%

SP411

STATISTICS

	TOTAL
Registered Voters - Total	263
Registered Voters - Republican	263
Registered Voters - Nonpartisan	0
Ballots Cast - Total	98
Ballots Cast - Republican	98
Ballots Cast - Nonpartisan	0
Ballots Cast - Blank	0
Voter Turnout - Total	37.26%
Voter Turnout - Republican	37.26%
Voter Turnout - Nonpartisan	0.00%

Republican for US Senate

Vote For 1

	TOTAL	VOTE %
JOHN CURTIS	44	45.83%
TRENT STAGGS	39	40.62%
BRAD WILSON	10	10.42%
JASON J. WALTON	3	3.12%
Total Votes Cast	96	100.00%

Republican for Governor

Vote For 1

	TOTAL	VOTE %
SPENCER J. COX DEIDRE M.	55	56.12%
PHIL LYMAN NATALIE CLAWSON	43	43.88%
Total Votes Cast	98	100.00%

SP411

Republican for Attorney General

Vote For 1

	TOTAL	VOTE %
DEREK BROWN	34	35.42%
FRANK DEMCY MYLAR	32	33.33%
RACHEL TERRY	30	31.25%
Total Votes Cast	96	100.00%

Republican for State Auditor

Vote For 1

	TOTAL	VOTE %
TINA CANNON	56	59.57%
RICKY HATCH	38	40.43%
Total Votes Cast	94	100.00%

Republican for State School Board 13

Vote For 1

	TOTAL	VOTE %
CARI BARTHOLOMEW	62	66.67%
RANDY BOOTHE	31	33.33%
Total Votes Cast	93	100.00%

SP412

STATISTICS

	TOTAL
Registered Voters - Total	382
Registered Voters - Republican	382
Registered Voters - Nonpartisan	0
Ballots Cast - Total	110
Ballots Cast - Republican	110
Ballots Cast - Nonpartisan	0
Ballots Cast - Blank	0
Voter Turnout - Total	28.80%
Voter Turnout - Republican	28.80%
Voter Turnout - Nonpartisan	0.00%

Republican for US Senate

Vote For 1

	TOTAL	VOTE %
JOHN CURTIS	55	51.40%
TRENT STAGGS	19	17.76%
BRAD WILSON	18	16.82%
JASON J. WALTON	15	14.02%
Total Votes Cast	107	100.00%

Republican for Governor

Vote For 1

	TOTAL	VOTE %
SPENCER J. COX DEIDRE M.	67	60.91%
PHIL LYMAN NATALIE CLAWSON	43	39.09%
Total Votes Cast	110	100.00%

SP412

Republican for Attorney General

Vote For 1

	TOTAL	VOTE %
RACHEL TERRY	41	39.42%
DEREK BROWN	40	38.46%
FRANK DEMCY MYLAR	23	22.12%
Total Votes Cast	104	100.00%

Republican for State Auditor

Vote For 1

	TOTAL	VOTE %
TINA CANNON	61	57.55%
RICKY HATCH	45	42.45%
Total Votes Cast	106	100.00%

Republican for State School Board 13

Vote For 1

	TOTAL	VOTE %
RANDY BOOTHE	56	51.38%
CARI BARTHOLOMEW	53	48.62%
Total Votes Cast	109	100.00%

SP413

STATISTICS

	TOTAL
Registered Voters - Total	332
Registered Voters - Republican	332
Registered Voters - Nonpartisan	0
Ballots Cast - Total	88
Ballots Cast - Republican	88
Ballots Cast - Nonpartisan	0
Ballots Cast - Blank	0
Voter Turnout - Total	26.51%
Voter Turnout - Republican	26.51%
Voter Turnout - Nonpartisan	0.00%

Republican for US Senate

Vote For 1

	TOTAL	VOTE %
JOHN CURTIS	37	44.05%
TRENT STAGGS	26	30.95%
JASON J. WALTON	13	15.48%
BRAD WILSON	8	9.52%
Total Votes Cast	84	100.00%

Republican for Governor

Vote For 1

	TOTAL	VOTE %
SPENCER J. COX DEIDRE M.	48	54.55%
PHIL LYMAN NATALIE CLAWSON	40	45.45%
Total Votes Cast	88	100.00%

SP413

Republican for Attorney General

Vote For 1

	TOTAL	VOTE %
DEREK BROWN	32	39.02%
FRANK DEMCY MYLAR	29	35.37%
RACHEL TERRY	21	25.61%
Total Votes Cast	82	100.00%

Republican for State Auditor

Vote For 1

	TOTAL	VOTE %
TINA CANNON	50	62.50%
RICKY HATCH	30	37.50%
Total Votes Cast	80	100.00%

Republican for State School Board 13

Vote For 1

	TOTAL	VOTE %
CARI BARTHOLOMEW	45	55.56%
RANDY BOOTHE	36	44.44%
Total Votes Cast	81	100.00%

SP414

STATISTICS

	TOTAL
Registered Voters - Total	516
Registered Voters - Republican	516
Registered Voters - Nonpartisan	0
Ballots Cast - Total	246
Ballots Cast - Republican	246
Ballots Cast - Nonpartisan	0
Ballots Cast - Blank	0
Voter Turnout - Total	47.67%
Voter Turnout - Republican	47.67%
Voter Turnout - Nonpartisan	0.00%

Republican for US Senate

Vote For 1

	TOTAL	VOTE %
JOHN CURTIS	121	50.00%
TRENT STAGGS	75	30.99%
BRAD WILSON	24	9.92%
JASON J. WALTON	22	9.09%
Total Votes Cast	242	100.00%

Republican for Governor

Vote For 1

	TOTAL	VOTE %
SPENCER J. COX DEIDRE M.	134	54.47%
PHIL LYMAN NATALIE CLAWSON	112	45.53%
Total Votes Cast	246	100.00%

SP414

Republican for Attorney General

Vote For 1

	TOTAL	VOTE %
DEREK BROWN	116	48.54%
RACHEL TERRY	63	26.36%
FRANK DEMCY MYLAR	60	25.10%
Total Votes Cast	239	100.00%

Republican for State Auditor

Vote For 1

	TOTAL	VOTE %
TINA CANNON	122	51.48%
RICKY HATCH	115	48.52%
Total Votes Cast	237	100.00%

Republican for State School Board 13

Vote For 1

	TOTAL	VOTE %
CARI BARTHOLOMEW	125	52.97%
RANDY BOOTHE	111	47.03%
Total Votes Cast	236	100.00%

SP415

STATISTICS

	TOTAL
Registered Voters - Total	45
Registered Voters - Republican	45
Registered Voters - Nonpartisan	0
Ballots Cast - Total	22
Ballots Cast - Republican	22
Ballots Cast - Nonpartisan	0
Ballots Cast - Blank	0
Voter Turnout - Total	48.89%
Voter Turnout - Republican	48.89%
Voter Turnout - Nonpartisan	0.00%

Republican for US Senate

Vote For 1

	TOTAL	VOTE %
JOHN CURTIS	12	54.55%
TRENT STAGGS	5	22.73%
JASON J. WALTON	3	13.64%
BRAD WILSON	2	9.09%
Total Votes Cast	22	100.00%

Republican for Governor

Vote For 1

	TOTAL	VOTE %
PHIL LYMAN NATALIE CLAWSON	14	63.64%
SPENCER J. COX DEIDRE M.	8	36.36%
Total Votes Cast	22	100.00%

SP415

Republican for Attorney General

Vote For 1

	TOTAL	VOTE %
RACHEL TERRY	12	54.55%
DEREK BROWN	6	27.27%
FRANK DEMCY MYLAR	4	18.18%
Total Votes Cast	22	100.00%

Republican for State Auditor

Vote For 1

	TOTAL	VOTE %
TINA CANNON	11	52.38%
RICKY HATCH	10	47.62%
Total Votes Cast	21	100.00%

Republican for State School Board 13

Vote For 1

	TOTAL	VOTE %
CARI BARTHOLOMEW	12	57.14%
RANDY BOOTHE	9	42.86%
Total Votes Cast	21	100.00%

SP416

STATISTICS

	TOTAL
Registered Voters - Total	515
Registered Voters - Republican	515
Registered Voters - Nonpartisan	0
Ballots Cast - Total	260
Ballots Cast - Republican	260
Ballots Cast - Nonpartisan	0
Ballots Cast - Blank	0
Voter Turnout - Total	50.49%
Voter Turnout - Republican	50.49%
Voter Turnout - Nonpartisan	0.00%

Republican for US Senate

Vote For 1

	TOTAL	VOTE %
JOHN CURTIS	135	52.53%
TRENT STAGGS	87	33.85%
JASON J. WALTON	20	7.78%
BRAD WILSON	15	5.84%
Total Votes Cast	257	100.00%

Republican for Governor

Vote For 1

	TOTAL	VOTE %
PHIL LYMAN NATALIE CLAWSON	142	55.04%
SPENCER J. COX DEIDRE M.	116	44.96%
Total Votes Cast	258	100.00%

SP416

Republican for Attorney General

Vote For 1

	TOTAL	VOTE %
DEREK BROWN	102	40.16%
RACHEL TERRY	94	37.01%
FRANK DEMCY MYLAR	58	22.83%
Total Votes Cast	254	100.00%

Republican for State Auditor

Vote For 1

	TOTAL	VOTE %
TINA CANNON	128	50.59%
RICKY HATCH	125	49.41%
Total Votes Cast	253	100.00%

Republican for State School Board 13

Vote For 1

	TOTAL	VOTE %
CARI BARTHOLOMEW	132	51.76%
RANDY BOOTHE	123	48.24%
Total Votes Cast	255	100.00%

SQ401

STATISTICS

	TOTAL
Registered Voters - Total	704
Registered Voters - Republican	704
Registered Voters - Nonpartisan	0
Ballots Cast - Total	252
Ballots Cast - Republican	252
Ballots Cast - Nonpartisan	0
Ballots Cast - Blank	0
Voter Turnout - Total	35.80%
Voter Turnout - Republican	35.80%
Voter Turnout - Nonpartisan	0.00%

Republican for US Senate

Vote For 1

	TOTAL	VOTE %
TRENT STAGGS	107	42.63%
JOHN CURTIS	86	34.26%
BRAD WILSON	38	15.14%
JASON J. WALTON	20	7.97%
Total Votes Cast	251	100.00%

Republican for Governor

Vote For 1

	TOTAL	VOTE %
PHIL LYMAN NATALIE CLAWSON	154	61.11%
SPENCER J. COX DEIDRE M.	98	38.89%
Total Votes Cast	252	100.00%

SQ401

Republican for Attorney General

Vote For 1

	TOTAL	VOTE %
DEREK BROWN	99	41.60%
FRANK DEMCY MYLAR	78	32.77%
RACHEL TERRY	61	25.63%
Total Votes Cast	238	100.00%

Republican for State Auditor

Vote For 1

	TOTAL	VOTE %
TINA CANNON	134	56.54%
RICKY HATCH	103	43.46%
Total Votes Cast	237	100.00%

SQ402

STATISTICS

	TOTAL
Registered Voters - Total	643
Registered Voters - Republican	643
Registered Voters - Nonpartisan	0
Ballots Cast - Total	215
Ballots Cast - Republican	215
Ballots Cast - Nonpartisan	0
Ballots Cast - Blank	0
Voter Turnout - Total	33.44%
Voter Turnout - Republican	33.44%
Voter Turnout - Nonpartisan	0.00%

Republican for US Senate

Vote For 1

	TOTAL	VOTE %
TRENT STAGGS	91	42.52%
JOHN CURTIS	90	42.06%
JASON J. WALTON	18	8.41%
BRAD WILSON	15	7.01%
Total Votes Cast	214	100.00%

Republican for Governor

Vote For 1

	TOTAL	VOTE %
PHIL LYMAN NATALIE CLAWSON	140	65.12%
SPENCER J. COX DEIDRE M.	75	34.88%
Total Votes Cast	215	100.00%

SQ402

Republican for Attorney General

Vote For 1

	TOTAL	VOTE %
DEREK BROWN	100	48.78%
RACHEL TERRY	64	31.22%
FRANK DEMCY MYLAR	41	20.00%
Total Votes Cast	205	100.00%

Republican for State Auditor

Vote For 1

	TOTAL	VOTE %
TINA CANNON	114	56.44%
RICKY HATCH	88	43.56%
Total Votes Cast	202	100.00%

SQ404

STATISTICS

	TOTAL
Registered Voters - Total	451
Registered Voters - Republican	451
Registered Voters - Nonpartisan	0
Ballots Cast - Total	195
Ballots Cast - Republican	195
Ballots Cast - Nonpartisan	0
Ballots Cast - Blank	0
Voter Turnout - Total	43.24%
Voter Turnout - Republican	43.24%
Voter Turnout - Nonpartisan	0.00%

Republican for US Senate

Vote For 1

	TOTAL	VOTE %
TRENT STAGGS	95	48.97%
JOHN CURTIS	55	28.35%
BRAD WILSON	25	12.89%
JASON J. WALTON	19	9.79%
Total Votes Cast	194	100.00%

Republican for Governor

Vote For 1

	TOTAL	VOTE %
PHIL LYMAN NATALIE CLAWSON	131	67.18%
SPENCER J. COX DEIDRE M.	64	32.82%
Total Votes Cast	195	100.00%

SQ404

Republican for Attorney General

Vote For 1

	TOTAL	VOTE %
FRANK DEMCY MYLAR	71	38.17%
DEREK BROWN	64	34.41%
RACHEL TERRY	51	27.42%
Total Votes Cast	186	100.00%

Republican for State Auditor

Vote For 1

	TOTAL	VOTE %
TINA CANNON	109	58.92%
RICKY HATCH	76	41.08%
Total Votes Cast	185	100.00%

SQ405

STATISTICS

	TOTAL
Registered Voters - Total	640
Registered Voters - Republican	640
Registered Voters - Nonpartisan	0
Ballots Cast - Total	249
Ballots Cast - Republican	249
Ballots Cast - Nonpartisan	0
Ballots Cast - Blank	0
Voter Turnout - Total	38.91%
Voter Turnout - Republican	38.91%
Voter Turnout - Nonpartisan	0.00%

Republican for US Senate

Vote For 1

	TOTAL	VOTE %
TRENT STAGGS	112	45.16%
JOHN CURTIS	106	42.74%
JASON J. WALTON	17	6.85%
BRAD WILSON	13	5.24%
Total Votes Cast	248	100.00%

Republican for Governor

Vote For 1

	TOTAL	VOTE %
PHIL LYMAN NATALIE CLAWSON	165	66.27%
SPENCER J. COX DEIDRE M.	84	33.73%
Total Votes Cast	249	100.00%

SQ405

Republican for Attorney General

Vote For 1

	TOTAL	VOTE %
DEREK BROWN	95	38.93%
FRANK DEMCY MYLAR	93	38.11%
RACHEL TERRY	56	22.95%
Total Votes Cast	244	100.00%

Republican for State Auditor

Vote For 1

	TOTAL	VOTE %
TINA CANNON	149	62.08%
RICKY HATCH	91	37.92%
Total Votes Cast	240	100.00%

SQ406

STATISTICS

	TOTAL
Registered Voters - Total	495
Registered Voters - Republican	495
Registered Voters - Nonpartisan	0
Ballots Cast - Total	241
Ballots Cast - Republican	241
Ballots Cast - Nonpartisan	0
Ballots Cast - Blank	0
Voter Turnout - Total	48.69%
Voter Turnout - Republican	48.69%
Voter Turnout - Nonpartisan	0.00%

Republican for US Senate

Vote For 1

	TOTAL	VOTE %
TRENT STAGGS	123	51.90%
JOHN CURTIS	82	34.60%
BRAD WILSON	17	7.17%
JASON J. WALTON	15	6.33%
Total Votes Cast	237	100.00%

Republican for Governor

Vote For 1

	TOTAL	VOTE %
PHIL LYMAN NATALIE CLAWSON	165	68.46%
SPENCER J. COX DEIDRE M.	76	31.54%
Total Votes Cast	241	100.00%

SQ406

Republican for Attorney General

Vote For 1

	TOTAL	VOTE %
FRANK DEMCY MYLAR	99	42.86%
DEREK BROWN	82	35.50%
RACHEL TERRY	50	21.64%
Total Votes Cast	231	100.00%

Republican for State Auditor

Vote For 1

	TOTAL	VOTE %
TINA CANNON	149	64.22%
RICKY HATCH	83	35.78%
Total Votes Cast	232	100.00%

SQ407

STATISTICS

	TOTAL
Registered Voters - Total	147
Registered Voters - Republican	147
Registered Voters - Nonpartisan	0
Ballots Cast - Total	50
Ballots Cast - Republican	50
Ballots Cast - Nonpartisan	0
Ballots Cast - Blank	0
Voter Turnout - Total	34.01%
Voter Turnout - Republican	34.01%
Voter Turnout - Nonpartisan	0.00%

Republican for US Senate

Vote For 1

	TOTAL	VOTE %
JOHN CURTIS	32	64.00%
TRENT STAGGS	11	22.00%
BRAD WILSON	5	10.00%
JASON J. WALTON	2	4.00%
Total Votes Cast	50	100.00%

Republican for Governor

Vote For 1

	TOTAL	VOTE %
PHIL LYMAN NATALIE CLAWSON	30	60.00%
SPENCER J. COX DEIDRE M.	20	40.00%
Total Votes Cast	50	100.00%

SQ407

Republican for Attorney General

Vote For 1

	TOTAL	VOTE %
DEREK BROWN	27	57.45%
RACHEL TERRY	15	31.91%
FRANK DEMCY MYLAR	5	10.64%
Total Votes Cast	47	100.00%

Republican for State Auditor

Vote For 1

	TOTAL	VOTE %
TINA CANNON	26	56.52%
RICKY HATCH	20	43.48%
Total Votes Cast	46	100.00%

SQ408

STATISTICS

	TOTAL
Registered Voters - Total	722
Registered Voters - Republican	722
Registered Voters - Nonpartisan	0
Ballots Cast - Total	256
Ballots Cast - Republican	256
Ballots Cast - Nonpartisan	0
Ballots Cast - Blank	0
Voter Turnout - Total	35.46%
Voter Turnout - Republican	35.46%
Voter Turnout - Nonpartisan	0.00%

Republican for US Senate

Vote For 1

	TOTAL	VOTE %
TRENT STAGGS	117	46.61%
JOHN CURTIS	95	37.85%
BRAD WILSON	27	10.76%
JASON J. WALTON	12	4.78%
Total Votes Cast	251	100.00%

Republican for Governor

Vote For 1

	TOTAL	VOTE %
PHIL LYMAN NATALIE CLAWSON	150	58.82%
SPENCER J. COX DEIDRE M.	105	41.18%
Total Votes Cast	255	100.00%

SQ408

Republican for Attorney General

Vote For 1

	TOTAL	VOTE %
DEREK BROWN	108	44.63%
FRANK DEMCY MYLAR	72	29.75%
RACHEL TERRY	62	25.62%
Total Votes Cast	242	100.00%

Republican for State Auditor

Vote For 1

	TOTAL	VOTE %
TINA CANNON	123	51.04%
RICKY HATCH	118	48.96%
Total Votes Cast	241	100.00%

SQ409

STATISTICS

	TOTAL
Registered Voters - Total	401
Registered Voters - Republican	401
Registered Voters - Nonpartisan	0
Ballots Cast - Total	132
Ballots Cast - Republican	132
Ballots Cast - Nonpartisan	0
Ballots Cast - Blank	0
Voter Turnout - Total	32.92%
Voter Turnout - Republican	32.92%
Voter Turnout - Nonpartisan	0.00%

Republican for US Senate

Vote For 1

	TOTAL	VOTE %
JOHN CURTIS	58	44.27%
TRENT STAGGS	53	40.46%
BRAD WILSON	16	12.21%
JASON J. WALTON	4	3.05%
Total Votes Cast	131	100.00%

Republican for Governor

Vote For 1

	TOTAL	VOTE %
PHIL LYMAN NATALIE CLAWSON	72	54.55%
SPENCER J. COX DEIDRE M.	60	45.45%
Total Votes Cast	132	100.00%

SQ409

Republican for Attorney General

Vote For 1

	TOTAL	VOTE %
DEREK BROWN	56	43.08%
RACHEL TERRY	38	29.23%
FRANK DEMCY MYLAR	36	27.69%
Total Votes Cast	130	100.00%

Republican for State Auditor

Vote For 1

	TOTAL	VOTE %
RICKY HATCH	65	50.78%
TINA CANNON	63	49.22%
Total Votes Cast	128	100.00%

SQ410

STATISTICS

	TOTAL
Registered Voters - Total	701
Registered Voters - Republican	701
Registered Voters - Nonpartisan	0
Ballots Cast - Total	315
Ballots Cast - Republican	315
Ballots Cast - Nonpartisan	0
Ballots Cast - Blank	0
Voter Turnout - Total	44.94%
Voter Turnout - Republican	44.94%
Voter Turnout - Nonpartisan	0.00%

Republican for US Senate

Vote For 1

	TOTAL	VOTE %
TRENT STAGGS	133	42.63%
JOHN CURTIS	114	36.54%
JASON J. WALTON	34	10.90%
BRAD WILSON	31	9.94%
Total Votes Cast	312	100.00%

Republican for Governor

Vote For 1

	TOTAL	VOTE %
PHIL LYMAN NATALIE CLAWSON	189	60.00%
SPENCER J. COX DEIDRE M.	126	40.00%
Total Votes Cast	315	100.00%

SQ410

Republican for Attorney General

Vote For 1

	TOTAL	VOTE %
DEREK BROWN	140	46.82%
FRANK DEMCY MYLAR	91	30.43%
RACHEL TERRY	68	22.74%
Total Votes Cast	299	100.00%

Republican for State Auditor

Vote For 1

	TOTAL	VOTE %
TINA CANNON	169	57.68%
RICKY HATCH	124	42.32%
Total Votes Cast	293	100.00%

SQ411

STATISTICS

	TOTAL
Registered Voters - Total	465
Registered Voters - Republican	465
Registered Voters - Nonpartisan	0
Ballots Cast - Total	155
Ballots Cast - Republican	155
Ballots Cast - Nonpartisan	0
Ballots Cast - Blank	0
Voter Turnout - Total	33.33%
Voter Turnout - Republican	33.33%
Voter Turnout - Nonpartisan	0.00%

Republican for US Senate

Vote For 1

	TOTAL	VOTE %
JOHN CURTIS	74	48.37%
TRENT STAGGS	49	32.03%
BRAD WILSON	22	14.38%
JASON J. WALTON	8	5.23%
Total Votes Cast	153	100.00%

Republican for Governor

Vote For 1

	TOTAL	VOTE %
SPENCER J. COX DEIDRE M.	83	53.55%
PHIL LYMAN NATALIE CLAWSON	72	46.45%
Total Votes Cast	155	100.00%

SQ411

Republican for Attorney General

Vote For 1

	TOTAL	VOTE %
DEREK BROWN	72	48.00%
RACHEL TERRY	44	29.33%
FRANK DEMCY MYLAR	34	22.67%
Total Votes Cast	150	100.00%

Republican for State Auditor

Vote For 1

	TOTAL	VOTE %
TINA CANNON	85	55.92%
RICKY HATCH	67	44.08%
Total Votes Cast	152	100.00%

SR401

STATISTICS

	TOTAL
Registered Voters - Total	674
Registered Voters - Republican	674
Registered Voters - Nonpartisan	0
Ballots Cast - Total	229
Ballots Cast - Republican	229
Ballots Cast - Nonpartisan	0
Ballots Cast - Blank	0
Voter Turnout - Total	33.98%
Voter Turnout - Republican	33.98%
Voter Turnout - Nonpartisan	0.00%

Republican for US Senate

Vote For 1

	TOTAL	VOTE %
TRENT STAGGS	98	43.36%
JOHN CURTIS	93	41.15%
BRAD WILSON	26	11.50%
JASON J. WALTON	9	3.98%
Total Votes Cast	226	100.00%

Republican for Governor

Vote For 1

	TOTAL	VOTE %
PHIL LYMAN NATALIE CLAWSON	121	52.84%
SPENCER J. COX DEIDRE M.	108	47.16%
Total Votes Cast	229	100.00%

SR401

Republican for Attorney General

Vote For 1

	TOTAL	VOTE %
DEREK BROWN	79	36.24%
RACHEL TERRY	70	32.11%
FRANK DEMCY MYLAR	69	31.65%
Total Votes Cast	218	100.00%

Republican for State Auditor

Vote For 1

	TOTAL	VOTE %
TINA CANNON	115	54.50%
RICKY HATCH	96	45.50%
Total Votes Cast	211	100.00%

Republican for State School Board 10 (Multi-County)

Vote For 1

	TOTAL	VOTE %
MATT HYMAS	114	54.03%
MONICA BANGERTER WILBUR	97	45.97%
Total Votes Cast	211	100.00%

SR402

STATISTICS

	TOTAL
Registered Voters - Total	577
Registered Voters - Republican	577
Registered Voters - Nonpartisan	0
Ballots Cast - Total	162
Ballots Cast - Republican	162
Ballots Cast - Nonpartisan	0
Ballots Cast - Blank	0
Voter Turnout - Total	28.08%
Voter Turnout - Republican	28.08%
Voter Turnout - Nonpartisan	0.00%

Republican for US Senate

Vote For 1

	TOTAL	VOTE %
JOHN CURTIS	78	48.15%
TRENT STAGGS	62	38.27%
BRAD WILSON	12	7.41%
JASON J. WALTON	10	6.17%
Total Votes Cast	162	100.00%

Republican for Governor

Vote For 1

	TOTAL	VOTE %
PHIL LYMAN NATALIE CLAWSON	94	58.02%
SPENCER J. COX DEIDRE M.	68	41.98%
Total Votes Cast	162	100.00%

SR402

Republican for Attorney General

Vote For 1

	TOTAL	VOTE %
RACHEL TERRY	54	34.62%
DEREK BROWN	51	32.69%
FRANK DEMCY MYLAR	51	32.69%
Total Votes Cast	156	100.00%

Republican for State Auditor

Vote For 1

	TOTAL	VOTE %
TINA CANNON	91	59.48%
RICKY HATCH	62	40.52%
Total Votes Cast	153	100.00%

Republican for State School Board 10 (Multi-County)

Vote For 1

	TOTAL	VOTE %
MONICA BANGERTER WILBUR	80	52.29%
MATT HYMAS	73	47.71%
Total Votes Cast	153	100.00%

SR403

STATISTICS

	TOTAL
Registered Voters - Total	382
Registered Voters - Republican	382
Registered Voters - Nonpartisan	0
Ballots Cast - Total	117
Ballots Cast - Republican	117
Ballots Cast - Nonpartisan	0
Ballots Cast - Blank	0
Voter Turnout - Total	30.63%
Voter Turnout - Republican	30.63%
Voter Turnout - Nonpartisan	0.00%

Republican for US Senate

Vote For 1

	TOTAL	VOTE %
JOHN CURTIS	65	56.52%
TRENT STAGGS	29	25.22%
BRAD WILSON	14	12.17%
JASON J. WALTON	7	6.09%
Total Votes Cast	115	100.00%

Republican for Governor

Vote For 1

	TOTAL	VOTE %
PHIL LYMAN NATALIE CLAWSON	60	51.28%
SPENCER J. COX DEIDRE M.	57	48.72%
Total Votes Cast	117	100.00%

SR403

Republican for Attorney General

Vote For 1

	TOTAL	VOTE %
DEREK BROWN	48	45.28%
RACHEL TERRY	36	33.96%
FRANK DEMCY MYLAR	22	20.75%
Total Votes Cast	106	100.00%

Republican for State Auditor

Vote For 1

	TOTAL	VOTE %
TINA CANNON	53	51.46%
RICKY HATCH	50	48.54%
Total Votes Cast	103	100.00%

Republican for State Senate 22 (Multi-County)

Vote For 1

	TOTAL	VOTE %
HEIDI BALDERREE	58	53.70%
EMILY LOCKHART	27	25.00%
GARRETT CAMMANS	23	21.30%
Total Votes Cast	108	100.00%

Republican for State School Board 10 (Multi-County)

Vote For 1

	TOTAL	VOTE %
MATT HYMAS	52	51.49%
MONICA BANGERTER WILBUR	49	48.51%
Total Votes Cast	101	100.00%

SR404

STATISTICS

	TOTAL
Registered Voters - Total	691
Registered Voters - Republican	691
Registered Voters - Nonpartisan	0
Ballots Cast - Total	246
Ballots Cast - Republican	246
Ballots Cast - Nonpartisan	0
Ballots Cast - Blank	0
Voter Turnout - Total	35.60%
Voter Turnout - Republican	35.60%
Voter Turnout - Nonpartisan	0.00%

Republican for US Senate

Vote For 1

	TOTAL	VOTE %
JOHN CURTIS	138	56.79%
TRENT STAGGS	69	28.40%
BRAD WILSON	23	9.46%
JASON J. WALTON	13	5.35%
Total Votes Cast	243	100.00%

Republican for Governor

Vote For 1

	TOTAL	VOTE %
SPENCER J. COX DEIDRE M.	156	63.41%
PHIL LYMAN NATALIE CLAWSON	90	36.59%
Total Votes Cast	246	100.00%

SR404

Republican for Attorney General

Vote For 1

	TOTAL	VOTE %
DEREK BROWN	103	44.40%
RACHEL TERRY	87	37.50%
FRANK DEMCY MYLAR	42	18.10%
Total Votes Cast	232	100.00%

Republican for State Auditor

Vote For 1

	TOTAL	VOTE %
TINA CANNON	128	55.41%
RICKY HATCH	103	44.59%
Total Votes Cast	231	100.00%

Republican for State Senate 22 (Multi-County)

Vote For 1

	TOTAL	VOTE %
HEIDI BALDERREE	123	51.68%
EMILY LOCKHART	78	32.77%
GARRETT CAMMANS	37	15.55%
Total Votes Cast	238	100.00%

Republican for State School Board 10 (Multi-County)

Vote For 1

	TOTAL	VOTE %
MONICA BANGERTER WILBUR	119	52.65%
MATT HYMAS	107	47.35%
Total Votes Cast	226	100.00%

SR405

STATISTICS

	TOTAL
Registered Voters - Total	276
Registered Voters - Republican	276
Registered Voters - Nonpartisan	0
Ballots Cast - Total	87
Ballots Cast - Republican	87
Ballots Cast - Nonpartisan	0
Ballots Cast - Blank	0
Voter Turnout - Total	31.52%
Voter Turnout - Republican	31.52%
Voter Turnout - Nonpartisan	0.00%

Republican for US Senate

Vote For 1

	TOTAL	VOTE %
JOHN CURTIS	37	42.53%
TRENT STAGGS	36	41.38%
JASON J. WALTON	8	9.20%
BRAD WILSON	6	6.90%
Total Votes Cast	87	100.00%

Republican for Governor

Vote For 1

	TOTAL	VOTE %
SPENCER J. COX DEIDRE M.	47	54.02%
PHIL LYMAN NATALIE CLAWSON	40	45.98%
Total Votes Cast	87	100.00%

SR405

Republican for Attorney General

Vote For 1

	TOTAL	VOTE %
RACHEL TERRY	30	35.29%
FRANK DEMCY MYLAR	29	34.12%
DEREK BROWN	26	30.59%
Total Votes Cast	85	100.00%

Republican for State Auditor

Vote For 1

	TOTAL	VOTE %
TINA CANNON	41	50.00%
RICKY HATCH	41	50.00%
Total Votes Cast	82	100.00%

Republican for State Senate 22 (Multi-County)

Vote For 1

	TOTAL	VOTE %
HEIDI BALDERREE	43	51.19%
EMILY LOCKHART	24	28.57%
GARRETT CAMMANS	17	20.24%
Total Votes Cast	84	100.00%

SR406

STATISTICS

	TOTAL
Registered Voters - Total	356
Registered Voters - Republican	356
Registered Voters - Nonpartisan	0
Ballots Cast - Total	121
Ballots Cast - Republican	121
Ballots Cast - Nonpartisan	0
Ballots Cast - Blank	0
Voter Turnout - Total	33.99%
Voter Turnout - Republican	33.99%
Voter Turnout - Nonpartisan	0.00%

Republican for US Senate

Vote For 1

	TOTAL	VOTE %
JOHN CURTIS	63	52.07%
TRENT STAGGS	42	34.71%
BRAD WILSON	12	9.92%
JASON J. WALTON	4	3.31%
Total Votes Cast	121	100.00%

Republican for Governor

Vote For 1

	TOTAL	VOTE %
SPENCER J. COX DEIDRE M.	70	57.85%
PHIL LYMAN NATALIE CLAWSON	51	42.15%
Total Votes Cast	121	100.00%

SR406

Republican for Attorney General

Vote For 1

	TOTAL	VOTE %
DEREK BROWN	44	37.61%
FRANK DEMCY MYLAR	37	31.62%
RACHEL TERRY	36	30.77%
Total Votes Cast	117	100.00%

Republican for State Auditor

Vote For 1

	TOTAL	VOTE %
TINA CANNON	71	60.68%
RICKY HATCH	46	39.32%
Total Votes Cast	117	100.00%

Republican for State Senate 22 (Multi-County)

Vote For 1

	TOTAL	VOTE %
HEIDI BALDERREE	51	43.22%
EMILY LOCKHART	46	38.98%
GARRETT CAMMANS	21	17.80%
Total Votes Cast	118	100.00%

Republican for State School Board 10 (Multi-County)

Vote For 1

	TOTAL	VOTE %
MATT HYMAS	58	51.33%
MONICA BANGERTER WILBUR	55	48.67%
Total Votes Cast	113	100.00%

SR407

STATISTICS

	TOTAL
Registered Voters - Total	608
Registered Voters - Republican	608
Registered Voters - Nonpartisan	0
Ballots Cast - Total	172
Ballots Cast - Republican	172
Ballots Cast - Nonpartisan	0
Ballots Cast - Blank	0
Voter Turnout - Total	28.29%
Voter Turnout - Republican	28.29%
Voter Turnout - Nonpartisan	0.00%

Republican for US Senate

Vote For 1

	TOTAL	VOTE %
JOHN CURTIS	78	45.35%
TRENT STAGGS	69	40.12%
BRAD WILSON	19	11.05%
JASON J. WALTON	6	3.49%
Total Votes Cast	172	100.00%

Republican for Governor

Vote For 1

	TOTAL	VOTE %
PHIL LYMAN NATALIE CLAWSON	88	51.16%
SPENCER J. COX DEIDRE M.	84	48.84%
Total Votes Cast	172	100.00%

SR407

Republican for Attorney General

Vote For 1

	TOTAL	VOTE %
DEREK BROWN	72	43.37%
FRANK DEMCY MYLAR	52	31.33%
RACHEL TERRY	42	25.30%
Total Votes Cast	166	100.00%

Republican for State Auditor

Vote For 1

	TOTAL	VOTE %
TINA CANNON	100	61.35%
RICKY HATCH	63	38.65%
Total Votes Cast	163	100.00%

Republican for State Senate 22 (Multi-County)

Vote For 1

	TOTAL	VOTE %
HEIDI BALDERREE	84	51.22%
EMILY LOCKHART	57	34.76%
GARRETT CAMMANS	23	14.02%
Total Votes Cast	164	100.00%

Republican for State School Board 10 (Multi-County)

Vote For 1

	TOTAL	VOTE %
MONICA BANGERTER WILBUR	95	59.38%
MATT HYMAS	65	40.62%
Total Votes Cast	160	100.00%

SR408

STATISTICS

	TOTAL
Registered Voters - Total	371
Registered Voters - Republican	371
Registered Voters - Nonpartisan	0
Ballots Cast - Total	101
Ballots Cast - Republican	101
Ballots Cast - Nonpartisan	0
Ballots Cast - Blank	0
Voter Turnout - Total	27.22%
Voter Turnout - Republican	27.22%
Voter Turnout - Nonpartisan	0.00%

Republican for US Senate

Vote For 1

	TOTAL	VOTE %
TRENT STAGGS	52	53.06%
JOHN CURTIS	33	33.67%
BRAD WILSON	9	9.18%
JASON J. WALTON	4	4.08%
Total Votes Cast	98	100.00%

Republican for Governor

Vote For 1

	TOTAL	VOTE %
PHIL LYMAN NATALIE CLAWSON	61	60.40%
SPENCER J. COX DEIDRE M.	40	39.60%
Total Votes Cast	101	100.00%

SR408

Republican for Attorney General

Vote For 1

	TOTAL	VOTE %
RACHEL TERRY	37	37.00%
FRANK DEMCY MYLAR	35	35.00%
DEREK BROWN	28	28.00%
Total Votes Cast	100	100.00%

Republican for State Auditor

Vote For 1

	TOTAL	VOTE %
TINA CANNON	60	61.86%
RICKY HATCH	37	38.14%
Total Votes Cast	97	100.00%

Republican for State Senate 22 (Multi-County)

Vote For 1

	TOTAL	VOTE %
HEIDI BALDERREE	49	53.26%
EMILY LOCKHART	25	27.17%
GARRETT CAMMANS	18	19.57%
Total Votes Cast	92	100.00%

Republican for State School Board 10 (Multi-County)

Vote For 1

	TOTAL	VOTE %
MONICA BANGERTER WILBUR	47	50.00%
MATT HYMAS	47	50.00%
Total Votes Cast	94	100.00%

SR409

STATISTICS

	TOTAL
Registered Voters - Total	701
Registered Voters - Republican	701
Registered Voters - Nonpartisan	0
Ballots Cast - Total	280
Ballots Cast - Republican	280
Ballots Cast - Nonpartisan	0
Ballots Cast - Blank	0
Voter Turnout - Total	39.94%
Voter Turnout - Republican	39.94%
Voter Turnout - Nonpartisan	0.00%

Republican for US Senate

Vote For 1

	TOTAL	VOTE %
TRENT STAGGS	114	41.61%
JOHN CURTIS	112	40.88%
BRAD WILSON	29	10.58%
JASON J. WALTON	19	6.93%
Total Votes Cast	274	100.00%

Republican for Governor

Vote For 1

	TOTAL	VOTE %
PHIL LYMAN NATALIE CLAWSON	159	56.79%
SPENCER J. COX DEIDRE M.	121	43.21%
Total Votes Cast	280	100.00%

SR409

Republican for Attorney General

Vote For 1

	TOTAL	VOTE %
DEREK BROWN	113	42.16%
RACHEL TERRY	90	33.58%
FRANK DEMCY MYLAR	65	24.25%
Total Votes Cast	268	100.00%

Republican for State Auditor

Vote For 1

	TOTAL	VOTE %
TINA CANNON	155	60.78%
RICKY HATCH	100	39.22%
Total Votes Cast	255	100.00%

Republican for State Senate 22 (Multi-County)

Vote For 1

	TOTAL	VOTE %
HEIDI BALDERREE	131	48.16%
EMILY LOCKHART	85	31.25%
GARRETT CAMMANS	56	20.59%
Total Votes Cast	272	100.00%

Republican for State School Board 10 (Multi-County)

Vote For 1

	TOTAL	VOTE %
MATT HYMAS	130	50.39%
MONICA BANGERTER WILBUR	128	49.61%
Total Votes Cast	258	100.00%

SR410

STATISTICS

	TOTAL
Registered Voters - Total	652
Registered Voters - Republican	652
Registered Voters - Nonpartisan	0
Ballots Cast - Total	172
Ballots Cast - Republican	172
Ballots Cast - Nonpartisan	0
Ballots Cast - Blank	0
Voter Turnout - Total	26.38%
Voter Turnout - Republican	26.38%
Voter Turnout - Nonpartisan	0.00%

Republican for US Senate

Vote For 1

	TOTAL	VOTE %
TRENT STAGGS	70	41.18%
JOHN CURTIS	66	38.82%
BRAD WILSON	19	11.18%
JASON J. WALTON	15	8.82%
Total Votes Cast	170	100.00%

Republican for Governor

Vote For 1

	TOTAL	VOTE %
PHIL LYMAN NATALIE CLAWSON	97	57.06%
SPENCER J. COX DEIDRE M.	73	42.94%
Total Votes Cast	170	100.00%

SR410

Republican for Attorney General

Vote For 1

	TOTAL	VOTE %
FRANK DEMCY MYLAR	57	34.55%
RACHEL TERRY	56	33.94%
DEREK BROWN	52	31.52%
Total Votes Cast	165	100.00%

Republican for State Auditor

Vote For 1

	TOTAL	VOTE %
TINA CANNON	90	55.21%
RICKY HATCH	73	44.79%
Total Votes Cast	163	100.00%

Republican for State Senate 22 (Multi-County)

Vote For 1

	TOTAL	VOTE %
HEIDI BALDERREE	64	39.75%
EMILY LOCKHART	54	33.54%
GARRETT CAMMANS	43	26.71%
Total Votes Cast	161	100.00%

Republican for State School Board 10 (Multi-County)

Vote For 1

	TOTAL	VOTE %
MONICA BANGERTER WILBUR	85	52.80%
MATT HYMAS	76	47.20%
Total Votes Cast	161	100.00%

SR411

STATISTICS

	TOTAL
Registered Voters - Total	246
Registered Voters - Republican	246
Registered Voters - Nonpartisan	0
Ballots Cast - Total	85
Ballots Cast - Republican	85
Ballots Cast - Nonpartisan	0
Ballots Cast - Blank	0
Voter Turnout - Total	34.55%
Voter Turnout - Republican	34.55%
Voter Turnout - Nonpartisan	0.00%

Republican for US Senate

Vote For 1

	TOTAL	VOTE %
JOHN CURTIS	40	47.62%
TRENT STAGGS	36	42.86%
BRAD WILSON	5	5.95%
JASON J. WALTON	3	3.57%
Total Votes Cast	84	100.00%

Republican for Governor

Vote For 1

	TOTAL	VOTE %
SPENCER J. COX DEIDRE M.	43	50.59%
PHIL LYMAN NATALIE CLAWSON	42	49.41%
Total Votes Cast	85	100.00%

SR411

Republican for Attorney General

Vote For 1

	TOTAL	VOTE %
DEREK BROWN	41	51.90%
FRANK DEMCY MYLAR	21	26.58%
RACHEL TERRY	17	21.52%
Total Votes Cast	79	100.00%

Republican for State Auditor

Vote For 1

	TOTAL	VOTE %
RICKY HATCH	43	55.13%
TINA CANNON	35	44.87%
Total Votes Cast	78	100.00%

Republican for State Senate 22 (Multi-County)

Vote For 1

	TOTAL	VOTE %
HEIDI BALDERREE	42	50.00%
GARRETT CAMMANS	23	27.38%
EMILY LOCKHART	19	22.62%
Total Votes Cast	84	100.00%

SR412

STATISTICS

	TOTAL
Registered Voters - Total	448
Registered Voters - Republican	448
Registered Voters - Nonpartisan	0
Ballots Cast - Total	184
Ballots Cast - Republican	184
Ballots Cast - Nonpartisan	0
Ballots Cast - Blank	0
Voter Turnout - Total	41.07%
Voter Turnout - Republican	41.07%
Voter Turnout - Nonpartisan	0.00%

Republican for US Senate

Vote For 1

	TOTAL	VOTE %
JOHN CURTIS	93	50.54%
TRENT STAGGS	56	30.43%
BRAD WILSON	27	14.67%
JASON J. WALTON	8	4.35%
Total Votes Cast	184	100.00%

Republican for Governor

Vote For 1

	TOTAL	VOTE %
SPENCER J. COX DEIDRE M.	120	65.22%
PHIL LYMAN NATALIE CLAWSON	64	34.78%
Total Votes Cast	184	100.00%

SR412

Republican for Attorney General

Vote For 1

	TOTAL	VOTE %
DEREK BROWN	86	49.43%
RACHEL TERRY	56	32.18%
FRANK DEMCY MYLAR	32	18.39%
Total Votes Cast	174	100.00%

Republican for State Auditor

Vote For 1

	TOTAL	VOTE %
TINA CANNON	86	50.59%
RICKY HATCH	84	49.41%
Total Votes Cast	170	100.00%

Republican for State Senate 22 (Multi-County)

Vote For 1

	TOTAL	VOTE %
EMILY LOCKHART	67	37.43%
HEIDI BALDERREE	64	35.75%
GARRETT CAMMANS	48	26.82%
Total Votes Cast	179	100.00%

Republican for State School Board 10 (Multi-County)

Vote For 1

	TOTAL	VOTE %
MATT HYMAS	86	51.81%
MONICA BANGERTER WILBUR	80	48.19%
Total Votes Cast	166	100.00%

SR413

STATISTICS

	TOTAL
Registered Voters - Total	808
Registered Voters - Republican	808
Registered Voters - Nonpartisan	0
Ballots Cast - Total	364
Ballots Cast - Republican	364
Ballots Cast - Nonpartisan	0
Ballots Cast - Blank	0
Voter Turnout - Total	45.05%
Voter Turnout - Republican	45.05%
Voter Turnout - Nonpartisan	0.00%

Republican for US Senate

Vote For 1

	TOTAL	VOTE %
JOHN CURTIS	153	43.34%
TRENT STAGGS	131	37.11%
BRAD WILSON	37	10.48%
JASON J. WALTON	32	9.07%
Total Votes Cast	353	100.00%

Republican for Governor

Vote For 1

	TOTAL	VOTE %
PHIL LYMAN NATALIE CLAWSON	204	56.35%
SPENCER J. COX DEIDRE M.	158	43.65%
Total Votes Cast	362	100.00%

SR413

Republican for Attorney General

Vote For 1

	TOTAL	VOTE %
DEREK BROWN	128	37.21%
FRANK DEMCY MYLAR	122	35.47%
RACHEL TERRY	94	27.33%
Total Votes Cast	344	100.00%

Republican for State Auditor

Vote For 1

	TOTAL	VOTE %
TINA CANNON	193	58.13%
RICKY HATCH	139	41.87%
Total Votes Cast	332	100.00%

Republican for State Senate 22 (Multi-County)

Vote For 1

	TOTAL	VOTE %
HEIDI BALDERREE	262	73.39%
EMILY LOCKHART	63	17.65%
GARRETT CAMMANS	32	8.96%
Total Votes Cast	357	100.00%

Republican for State School Board 10 (Multi-County)

Vote For 1

	TOTAL	VOTE %
MONICA BANGERTER WILBUR	190	57.93%
MATT HYMAS	138	42.07%
Total Votes Cast	328	100.00%

SR414

STATISTICS

	TOTAL
Registered Voters - Total	657
Registered Voters - Republican	657
Registered Voters - Nonpartisan	0
Ballots Cast - Total	225
Ballots Cast - Republican	225
Ballots Cast - Nonpartisan	0
Ballots Cast - Blank	0
Voter Turnout - Total	34.25%
Voter Turnout - Republican	34.25%
Voter Turnout - Nonpartisan	0.00%

Republican for US Senate

Vote For 1

	TOTAL	VOTE %
JOHN CURTIS	102	45.54%
TRENT STAGGS	89	39.73%
BRAD WILSON	21	9.38%
JASON J. WALTON	12	5.36%
Total Votes Cast	224	100.00%

Republican for Governor

Vote For 1

	TOTAL	VOTE %
PHIL LYMAN NATALIE CLAWSON	125	55.56%
SPENCER J. COX DEIDRE M.	100	44.44%
Total Votes Cast	225	100.00%

SR414

Republican for Attorney General

Vote For 1

	TOTAL	VOTE %
DEREK BROWN	96	44.44%
RACHEL TERRY	61	28.24%
FRANK DEMCY MYLAR	59	27.31%
Total Votes Cast	216	100.00%

Republican for State Auditor

Vote For 1

	TOTAL	VOTE %
TINA CANNON	108	51.67%
RICKY HATCH	101	48.33%
Total Votes Cast	209	100.00%

Republican for State Senate 22 (Multi-County)

Vote For 1

	TOTAL	VOTE %
HEIDI BALDERREE	114	53.27%
EMILY LOCKHART	63	29.44%
GARRETT CAMMANS	37	17.29%
Total Votes Cast	214	100.00%

Republican for State School Board 10 (Multi-County)

Vote For 1

	TOTAL	VOTE %
MATT HYMAS	118	55.66%
MONICA BANGERTER WILBUR	94	44.34%
Total Votes Cast	212	100.00%

SR415

STATISTICS

	TOTAL
Registered Voters - Total	781
Registered Voters - Republican	781
Registered Voters - Nonpartisan	0
Ballots Cast - Total	314
Ballots Cast - Republican	314
Ballots Cast - Nonpartisan	0
Ballots Cast - Blank	1
Voter Turnout - Total	40.20%
Voter Turnout - Republican	40.20%
Voter Turnout - Nonpartisan	0.00%

Republican for US Senate

Vote For 1

	TOTAL	VOTE %
TRENT STAGGS	128	41.69%
JOHN CURTIS	112	36.48%
BRAD WILSON	41	13.36%
JASON J. WALTON	26	8.47%
Total Votes Cast	307	100.00%

Republican for Governor

Vote For 1

	TOTAL	VOTE %
PHIL LYMAN NATALIE CLAWSON	172	55.31%
SPENCER J. COX DEIDRE M.	139	44.69%
Total Votes Cast	311	100.00%

SR415

Republican for Attorney General

Vote For 1

	TOTAL	VOTE %
FRANK DEMCY MYLAR	118	40.00%
DEREK BROWN	99	33.56%
RACHEL TERRY	78	26.44%
Total Votes Cast	295	100.00%

Republican for State Auditor

Vote For 1

	TOTAL	VOTE %
TINA CANNON	169	58.68%
RICKY HATCH	119	41.32%
Total Votes Cast	288	100.00%

Republican for State Senate 22 (Multi-County)

Vote For 1

	TOTAL	VOTE %
HEIDI BALDERREE	183	59.42%
EMILY LOCKHART	85	27.60%
GARRETT CAMMANS	40	12.99%
Total Votes Cast	308	100.00%

Republican for State School Board 10 (Multi-County)

Vote For 1

	TOTAL	VOTE %
MATT HYMAS	153	52.40%
MONICA BANGERTER WILBUR	139	47.60%
Total Votes Cast	292	100.00%

SR416

STATISTICS

	TOTAL
Registered Voters - Total	532
Registered Voters - Republican	532
Registered Voters - Nonpartisan	0
Ballots Cast - Total	198
Ballots Cast - Republican	198
Ballots Cast - Nonpartisan	0
Ballots Cast - Blank	0
Voter Turnout - Total	37.22%
Voter Turnout - Republican	37.22%
Voter Turnout - Nonpartisan	0.00%

Republican for US Senate

Vote For 1

	TOTAL	VOTE %
TRENT STAGGS	94	47.96%
JOHN CURTIS	68	34.69%
BRAD WILSON	23	11.73%
JASON J. WALTON	11	5.61%
Total Votes Cast	196	100.00%

Republican for Governor

Vote For 1

	TOTAL	VOTE %
PHIL LYMAN NATALIE CLAWSON	112	57.44%
SPENCER J. COX DEIDRE M.	83	42.56%
Total Votes Cast	195	100.00%

SR416

Republican for Attorney General

Vote For 1

	TOTAL	VOTE %
DEREK BROWN	97	53.01%
FRANK DEMCY MYLAR	54	29.51%
RACHEL TERRY	32	17.49%
Total Votes Cast	183	100.00%

Republican for State Auditor

Vote For 1

	TOTAL	VOTE %
TINA CANNON	91	50.56%
RICKY HATCH	89	49.44%
Total Votes Cast	180	100.00%

Republican for State Senate 22 (Multi-County)

Vote For 1

	TOTAL	VOTE %
HEIDI BALDERREE	114	59.38%
EMILY LOCKHART	59	30.73%
GARRETT CAMMANS	19	9.90%
Total Votes Cast	192	100.00%

Republican for State School Board 10 (Multi-County)

Vote For 1

	TOTAL	VOTE %
MONICA BANGERTER WILBUR	96	52.46%
MATT HYMAS	87	47.54%
Total Votes Cast	183	100.00%

SR417

STATISTICS

	TOTAL
Registered Voters - Total	541
Registered Voters - Republican	541
Registered Voters - Nonpartisan	0
Ballots Cast - Total	207
Ballots Cast - Republican	207
Ballots Cast - Nonpartisan	0
Ballots Cast - Blank	0
Voter Turnout - Total	38.26%
Voter Turnout - Republican	38.26%
Voter Turnout - Nonpartisan	0.00%

Republican for US Senate

Vote For 1

	TOTAL	VOTE %
TRENT STAGGS	84	40.98%
JOHN CURTIS	82	40.00%
BRAD WILSON	29	14.15%
JASON J. WALTON	10	4.88%
Total Votes Cast	205	100.00%

Republican for Governor

Vote For 1

	TOTAL	VOTE %
PHIL LYMAN NATALIE CLAWSON	110	53.14%
SPENCER J. COX DEIDRE M.	97	46.86%
Total Votes Cast	207	100.00%

SR417

Republican for Attorney General

Vote For 1

	TOTAL	VOTE %
DEREK BROWN	73	37.24%
RACHEL TERRY	66	33.67%
FRANK DEMCY MYLAR	57	29.08%
Total Votes Cast	196	100.00%

Republican for State Auditor

Vote For 1

	TOTAL	VOTE %
TINA CANNON	116	60.42%
RICKY HATCH	76	39.58%
Total Votes Cast	192	100.00%

Republican for State Senate 22 (Multi-County)

Vote For 1

	TOTAL	VOTE %
HEIDI BALDERREE	109	54.50%
EMILY LOCKHART	61	30.50%
GARRETT CAMMANS	30	15.00%
Total Votes Cast	200	100.00%

Republican for State School Board 10 (Multi-County)

Vote For 1

	TOTAL	VOTE %
MONICA BANGERTER WILBUR	102	52.31%
MATT HYMAS	93	47.69%
Total Votes Cast	195	100.00%

SR418

STATISTICS

	TOTAL
Registered Voters - Total	722
Registered Voters - Republican	722
Registered Voters - Nonpartisan	0
Ballots Cast - Total	307
Ballots Cast - Republican	307
Ballots Cast - Nonpartisan	0
Ballots Cast - Blank	0
Voter Turnout - Total	42.52%
Voter Turnout - Republican	42.52%
Voter Turnout - Nonpartisan	0.00%

Republican for US Senate

Vote For 1

	TOTAL	VOTE %
TRENT STAGGS	156	52.35%
JOHN CURTIS	98	32.89%
JASON J. WALTON	24	8.05%
BRAD WILSON	20	6.71%
Total Votes Cast	298	100.00%

Republican for Governor

Vote For 1

	TOTAL	VOTE %
PHIL LYMAN NATALIE CLAWSON	196	64.05%
SPENCER J. COX DEIDRE M.	110	35.95%
Total Votes Cast	306	100.00%

SR418

Republican for Attorney General

Vote For 1

	TOTAL	VOTE %
DEREK BROWN	109	36.82%
FRANK DEMCY MYLAR	104	35.14%
RACHEL TERRY	83	28.04%
Total Votes Cast	296	100.00%

Republican for State Auditor

Vote For 1

	TOTAL	VOTE %
TINA CANNON	179	62.81%
RICKY HATCH	106	37.19%
Total Votes Cast	285	100.00%

Republican for State Senate 22 (Multi-County)

Vote For 1

	TOTAL	VOTE %
HEIDI BALDERREE	172	58.11%
EMILY LOCKHART	85	28.72%
GARRETT CAMMANS	39	13.18%
Total Votes Cast	296	100.00%

Republican for State School Board 10 (Multi-County)

Vote For 1

	TOTAL	VOTE %
MONICA BANGERTER WILBUR	167	58.19%
MATT HYMAS	120	41.81%
Total Votes Cast	287	100.00%

SR419

STATISTICS

	TOTAL
Registered Voters - Total	626
Registered Voters - Republican	626
Registered Voters - Nonpartisan	0
Ballots Cast - Total	271
Ballots Cast - Republican	271
Ballots Cast - Nonpartisan	0
Ballots Cast - Blank	0
Voter Turnout - Total	43.29%
Voter Turnout - Republican	43.29%
Voter Turnout - Nonpartisan	0.00%

Republican for US Senate

Vote For 1

	TOTAL	VOTE %
TRENT STAGGS	129	48.31%
JOHN CURTIS	90	33.71%
BRAD WILSON	29	10.86%
JASON J. WALTON	19	7.12%
Total Votes Cast	267	100.00%

Republican for Governor

Vote For 1

	TOTAL	VOTE %
PHIL LYMAN NATALIE CLAWSON	171	63.10%
SPENCER J. COX DEIDRE M.	100	36.90%
Total Votes Cast	271	100.00%

SR419

Republican for Attorney General

Vote For 1

	TOTAL	VOTE %
FRANK DEMCY MYLAR	105	40.08%
DEREK BROWN	98	37.40%
RACHEL TERRY	59	22.52%
Total Votes Cast	262	100.00%

Republican for State Auditor

Vote For 1

	TOTAL	VOTE %
TINA CANNON	139	54.09%
RICKY HATCH	118	45.91%
Total Votes Cast	257	100.00%

Republican for State Senate 22 (Multi-County)

Vote For 1

	TOTAL	VOTE %
HEIDI BALDERREE	141	53.21%
EMILY LOCKHART	81	30.57%
GARRETT CAMMANS	43	16.23%
Total Votes Cast	265	100.00%

Republican for State School Board 10 (Multi-County)

Vote For 1

	TOTAL	VOTE %
MONICA BANGERTER WILBUR	135	52.73%
MATT HYMAS	121	47.27%
Total Votes Cast	256	100.00%

SR420

STATISTICS

	TOTAL
Registered Voters - Total	670
Registered Voters - Republican	670
Registered Voters - Nonpartisan	0
Ballots Cast - Total	252
Ballots Cast - Republican	252
Ballots Cast - Nonpartisan	0
Ballots Cast - Blank	0
Voter Turnout - Total	37.61%
Voter Turnout - Republican	37.61%
Voter Turnout - Nonpartisan	0.00%

Republican for US Senate

Vote For 1

	TOTAL	VOTE %
TRENT STAGGS	148	59.20%
JOHN CURTIS	74	29.60%
JASON J. WALTON	14	5.60%
BRAD WILSON	14	5.60%
Total Votes Cast	250	100.00%

Republican for Governor

Vote For 1

	TOTAL	VOTE %
PHIL LYMAN NATALIE CLAWSON	175	69.44%
SPENCER J. COX DEIDRE M.	77	30.56%
Total Votes Cast	252	100.00%

SR420

Republican for Attorney General

Vote For 1

	TOTAL	VOTE %
FRANK DEMCY MYLAR	93	40.26%
DEREK BROWN	73	31.60%
RACHEL TERRY	65	28.14%
Total Votes Cast	231	100.00%

Republican for State Auditor

Vote For 1

	TOTAL	VOTE %
TINA CANNON	149	66.52%
RICKY HATCH	75	33.48%
Total Votes Cast	224	100.00%

Republican for State Senate 22 (Multi-County)

Vote For 1

	TOTAL	VOTE %
HEIDI BALDERREE	138	58.47%
EMILY LOCKHART	63	26.69%
GARRETT CAMMANS	35	14.83%
Total Votes Cast	236	100.00%

Republican for State School Board 10 (Multi-County)

Vote For 1

	TOTAL	VOTE %
MONICA BANGERTER WILBUR	144	63.16%
MATT HYMAS	84	36.84%
Total Votes Cast	228	100.00%

SR421

STATISTICS

	TOTAL
Registered Voters - Total	517
Registered Voters - Republican	517
Registered Voters - Nonpartisan	0
Ballots Cast - Total	185
Ballots Cast - Republican	185
Ballots Cast - Nonpartisan	0
Ballots Cast - Blank	0
Voter Turnout - Total	35.78%
Voter Turnout - Republican	35.78%
Voter Turnout - Nonpartisan	0.00%

Republican for US Senate

Vote For 1

	TOTAL	VOTE %
TRENT STAGGS	97	52.72%
JOHN CURTIS	61	33.15%
BRAD WILSON	24	13.04%
JASON J. WALTON	2	1.09%
Total Votes Cast	184	100.00%

Republican for Governor

Vote For 1

	TOTAL	VOTE %
PHIL LYMAN NATALIE CLAWSON	122	65.95%
SPENCER J. COX DEIDRE M.	63	34.05%
Total Votes Cast	185	100.00%

SR421

Republican for Attorney General

Vote For 1

	TOTAL	VOTE %
DEREK BROWN	76	42.46%
FRANK DEMCY MYLAR	60	33.52%
RACHEL TERRY	43	24.02%
Total Votes Cast	179	100.00%

Republican for State Auditor

Vote For 1

	TOTAL	VOTE %
TINA CANNON	94	53.71%
RICKY HATCH	81	46.29%
Total Votes Cast	175	100.00%

Republican for State Senate 22 (Multi-County)

Vote For 1

	TOTAL	VOTE %
HEIDI BALDERREE	100	55.56%
EMILY LOCKHART	63	35.00%
GARRETT CAMMANS	17	9.44%
Total Votes Cast	180	100.00%

Republican for State School Board 10 (Multi-County)

Vote For 1

	TOTAL	VOTE %
MONICA BANGERTER WILBUR	93	52.54%
MATT HYMAS	84	47.46%
Total Votes Cast	177	100.00%

SR422

STATISTICS

	TOTAL
Registered Voters - Total	259
Registered Voters - Republican	259
Registered Voters - Nonpartisan	0
Ballots Cast - Total	89
Ballots Cast - Republican	89
Ballots Cast - Nonpartisan	0
Ballots Cast - Blank	0
Voter Turnout - Total	34.36%
Voter Turnout - Republican	34.36%
Voter Turnout - Nonpartisan	0.00%

Republican for US Senate

Vote For 1

	TOTAL	VOTE %
TRENT STAGGS	57	64.04%
JOHN CURTIS	22	24.72%
BRAD WILSON	7	7.87%
JASON J. WALTON	3	3.37%
Total Votes Cast	89	100.00%

Republican for Governor

Vote For 1

	TOTAL	VOTE %
PHIL LYMAN NATALIE CLAWSON	68	76.40%
SPENCER J. COX DEIDRE M.	21	23.60%
Total Votes Cast	89	100.00%

SR422

Republican for Attorney General

Vote For 1

	TOTAL	VOTE %
DEREK BROWN	37	42.05%
FRANK DEMCY MYLAR	37	42.05%
RACHEL TERRY	14	15.91%
Total Votes Cast	88	100.00%

Republican for State Auditor

Vote For 1

	TOTAL	VOTE %
RICKY HATCH	43	50.59%
TINA CANNON	42	49.41%
Total Votes Cast	85	100.00%

Republican for State Senate 22 (Multi-County)

Vote For 1

	TOTAL	VOTE %
HEIDI BALDERREE	49	56.98%
EMILY LOCKHART	23	26.74%
GARRETT CAMMANS	14	16.28%
Total Votes Cast	86	100.00%

Republican for State School Board 10 (Multi-County)

Vote For 1

	TOTAL	VOTE %
MONICA BANGERTER WILBUR	56	68.29%
MATT HYMAS	26	31.71%
Total Votes Cast	82	100.00%

SR423

STATISTICS

	TOTAL
Registered Voters - Total	503
Registered Voters - Republican	503
Registered Voters - Nonpartisan	0
Ballots Cast - Total	179
Ballots Cast - Republican	179
Ballots Cast - Nonpartisan	0
Ballots Cast - Blank	0
Voter Turnout - Total	35.59%
Voter Turnout - Republican	35.59%
Voter Turnout - Nonpartisan	0.00%

Republican for US Senate

Vote For 1

	TOTAL	VOTE %
TRENT STAGGS	86	48.59%
JOHN CURTIS	66	37.29%
BRAD WILSON	14	7.91%
JASON J. WALTON	11	6.21%
Total Votes Cast	177	100.00%

Republican for Governor

Vote For 1

	TOTAL	VOTE %
PHIL LYMAN NATALIE CLAWSON	110	61.80%
SPENCER J. COX DEIDRE M.	68	38.20%
Total Votes Cast	178	100.00%

SR423

Republican for Attorney General

Vote For 1

	TOTAL	VOTE %
DEREK BROWN	67	38.73%
RACHEL TERRY	55	31.79%
FRANK DEMCY MYLAR	51	29.48%
Total Votes Cast	173	100.00%

Republican for State Auditor

Vote For 1

	TOTAL	VOTE %
TINA CANNON	96	56.47%
RICKY HATCH	74	43.53%
Total Votes Cast	170	100.00%

Republican for State Senate 22 (Multi-County)

Vote For 1

	TOTAL	VOTE %
HEIDI BALDERREE	88	50.87%
EMILY LOCKHART	60	34.68%
GARRETT CAMMANS	25	14.45%
Total Votes Cast	173	100.00%

Republican for State School Board 10 (Multi-County)

Vote For 1

	TOTAL	VOTE %
MONICA BANGERTER WILBUR	110	63.95%
MATT HYMAS	62	36.05%
Total Votes Cast	172	100.00%

SR424

STATISTICS

	TOTAL
Registered Voters - Total	661
Registered Voters - Republican	661
Registered Voters - Nonpartisan	0
Ballots Cast - Total	270
Ballots Cast - Republican	270
Ballots Cast - Nonpartisan	0
Ballots Cast - Blank	0
Voter Turnout - Total	40.85%
Voter Turnout - Republican	40.85%
Voter Turnout - Nonpartisan	0.00%

Republican for US Senate

Vote For 1

	TOTAL	VOTE %
TRENT STAGGS	131	48.88%
JOHN CURTIS	94	35.07%
BRAD WILSON	24	8.96%
JASON J. WALTON	19	7.09%
Total Votes Cast	268	100.00%

Republican for Governor

Vote For 1

	TOTAL	VOTE %
PHIL LYMAN NATALIE CLAWSON	163	60.37%
SPENCER J. COX DEIDRE M.	107	39.63%
Total Votes Cast	270	100.00%

SR424

Republican for Attorney General

Vote For 1

	TOTAL	VOTE %
DEREK BROWN	105	41.34%
FRANK DEMCY MYLAR	92	36.22%
RACHEL TERRY	57	22.44%
Total Votes Cast	254	100.00%

Republican for State Auditor

Vote For 1

	TOTAL	VOTE %
TINA CANNON	143	58.61%
RICKY HATCH	101	41.39%
Total Votes Cast	244	100.00%

Republican for State Senate 22 (Multi-County)

Vote For 1

	TOTAL	VOTE %
HEIDI BALDERREE	141	55.29%
EMILY LOCKHART	67	26.27%
GARRETT CAMMANS	47	18.43%
Total Votes Cast	255	100.00%

Republican for State School Board 10 (Multi-County)

Vote For 1

	TOTAL	VOTE %
MONICA BANGERTER WILBUR	133	54.51%
MATT HYMAS	111	45.49%
Total Votes Cast	244	100.00%

SR425

STATISTICS

	TOTAL
Registered Voters - Total	392
Registered Voters - Republican	392
Registered Voters - Nonpartisan	0
Ballots Cast - Total	142
Ballots Cast - Republican	142
Ballots Cast - Nonpartisan	0
Ballots Cast - Blank	0
Voter Turnout - Total	36.22%
Voter Turnout - Republican	36.22%
Voter Turnout - Nonpartisan	0.00%

Republican for US Senate

Vote For 1

	TOTAL	VOTE %
JOHN CURTIS	64	45.07%
TRENT STAGGS	61	42.96%
BRAD WILSON	13	9.15%
JASON J. WALTON	4	2.82%
Total Votes Cast	142	100.00%

Republican for Governor

Vote For 1

	TOTAL	VOTE %
SPENCER J. COX DEIDRE M.	83	58.45%
PHIL LYMAN NATALIE CLAWSON	59	41.55%
Total Votes Cast	142	100.00%

SR425

Republican for Attorney General

Vote For 1

	TOTAL	VOTE %
RACHEL TERRY	50	36.23%
DEREK BROWN	47	34.06%
FRANK DEMCY MYLAR	41	29.71%
Total Votes Cast	138	100.00%

Republican for State Auditor

Vote For 1

	TOTAL	VOTE %
TINA CANNON	73	53.28%
RICKY HATCH	64	46.72%
Total Votes Cast	137	100.00%

Republican for State School Board 10 (Multi-County)

Vote For 1

	TOTAL	VOTE %
MATT HYMAS	69	50.36%
MONICA BANGERTER WILBUR	68	49.64%
Total Votes Cast	137	100.00%

SR426

STATISTICS

	TOTAL
Registered Voters - Total	350
Registered Voters - Republican	350
Registered Voters - Nonpartisan	0
Ballots Cast - Total	128
Ballots Cast - Republican	128
Ballots Cast - Nonpartisan	0
Ballots Cast - Blank	0
Voter Turnout - Total	36.57%
Voter Turnout - Republican	36.57%
Voter Turnout - Nonpartisan	0.00%

Republican for US Senate

Vote For 1

	TOTAL	VOTE %
JOHN CURTIS	64	51.61%
TRENT STAGGS	34	27.42%
BRAD WILSON	19	15.32%
JASON J. WALTON	7	5.65%
Total Votes Cast	124	100.00%

Republican for Governor

Vote For 1

	TOTAL	VOTE %
SPENCER J. COX DEIDRE M.	70	55.12%
PHIL LYMAN NATALIE CLAWSON	57	44.88%
Total Votes Cast	127	100.00%

SR426

Republican for Attorney General

Vote For 1

	TOTAL	VOTE %
RACHEL TERRY	46	38.66%
DEREK BROWN	43	36.13%
FRANK DEMCY MYLAR	30	25.21%
Total Votes Cast	119	100.00%

Republican for State Auditor

Vote For 1

	TOTAL	VOTE %
TINA CANNON	64	55.65%
RICKY HATCH	51	44.35%
Total Votes Cast	115	100.00%

Republican for State School Board 10 (Multi-County)

Vote For 1

	TOTAL	VOTE %
MATT HYMAS	66	55.93%
MONICA BANGERTER WILBUR	52	44.07%
Total Votes Cast	118	100.00%

UAF301

STATISTICS

	TOTAL
Registered Voters - Total	0
Registered Voters - Republican	0
Registered Voters - Nonpartisan	0
Ballots Cast - Total	0
Ballots Cast - Republican	0
Ballots Cast - Nonpartisan	0
Ballots Cast - Blank	0
Voter Turnout - Total	0.00%
Voter Turnout - Republican	0.00%
Voter Turnout - Nonpartisan	0.00%

Republican for US Senate

Vote For 1

	TOTAL	VOTE %
JOHN CURTIS	0	
JASON J. WALTON	0	
BRAD WILSON	0	
TRENT STAGGS	0	
Total Votes Cast	0	

Republican for US House 3

Vote For 1

	TOTAL	VOTE %
JR BIRD	0	
MIKE KENNEDY	0	
CASE LAWRENCE	0	
STEWART PEAY	0	
JOHN "FRUGAL" DOUGALL	0	
Total Votes Cast	0	

UAF301

Republican for Governor

Vote For 1

	TOTAL	VOTE %
SPENCER J. COX DEIDRE M.	0	
PHIL LYMAN NATALIE CLAWSON	0	
Total Votes Cast	0	

Republican for Attorney General

Vote For 1

	TOTAL	VOTE %
DEREK BROWN	0	
FRANK DEMCY MYLAR	0	
RACHEL TERRY	0	
Total Votes Cast	0	

Republican for State Auditor

Vote For 1

	TOTAL	VOTE %
TINA CANNON	0	
RICKY HATCH	0	
Total Votes Cast	0	

UAF307

STATISTICS

	TOTAL
Registered Voters - Total	0
Registered Voters - Republican	0
Registered Voters - Nonpartisan	0
Ballots Cast - Total	0
Ballots Cast - Republican	0
Ballots Cast - Nonpartisan	0
Ballots Cast - Blank	0
Voter Turnout - Total	0.00%
Voter Turnout - Republican	0.00%
Voter Turnout - Nonpartisan	0.00%

Republican for US Senate

Vote For 1

	TOTAL	VOTE %
JOHN CURTIS	0	
JASON J. WALTON	0	
BRAD WILSON	0	
TRENT STAGGS	0	
Total Votes Cast	0	

Republican for US House 3

Vote For 1

	TOTAL	VOTE %
JR BIRD	0	
MIKE KENNEDY	0	
CASE LAWRENCE	0	
STEWART PEAY	0	
JOHN "FRUGAL" DOUGALL	0	
Total Votes Cast	0	

UAF307

Republican for Governor

Vote For 1

	TOTAL	VOTE %
SPENCER J. COX DEIDRE M.	0	
PHIL LYMAN NATALIE CLAWSON	0	
Total Votes Cast	0	

Republican for Attorney General

Vote For 1

	TOTAL	VOTE %
DEREK BROWN	0	
FRANK DEMCY MYLAR	0	
RACHEL TERRY	0	
Total Votes Cast	0	

Republican for State Auditor

Vote For 1

	TOTAL	VOTE %
TINA CANNON	0	
RICKY HATCH	0	
Total Votes Cast	0	

UAF308

STATISTICS

	TOTAL
Registered Voters - Total	0
Registered Voters - Republican	0
Registered Voters - Nonpartisan	0
Ballots Cast - Total	0
Ballots Cast - Republican	0
Ballots Cast - Nonpartisan	0
Ballots Cast - Blank	0
Voter Turnout - Total	0.00%
Voter Turnout - Republican	0.00%
Voter Turnout - Nonpartisan	0.00%

Republican for US Senate

Vote For 1

	TOTAL	VOTE %
JOHN CURTIS	0	
JASON J. WALTON	0	
BRAD WILSON	0	
TRENT STAGGS	0	
Total Votes Cast	0	

Republican for US House 3

Vote For 1

	TOTAL	VOTE %
JR BIRD	0	
MIKE KENNEDY	0	
CASE LAWRENCE	0	
STEWART PEAY	0	
JOHN "FRUGAL" DOUGALL	0	
Total Votes Cast	0	

UAF308

Republican for Governor

Vote For 1

	TOTAL	VOTE %
SPENCER J. COX DEIDRE M.	0	
PHIL LYMAN NATALIE CLAWSON	0	
Total Votes Cast	0	

Republican for Attorney General

Vote For 1

	TOTAL	VOTE %
DEREK BROWN	0	
FRANK DEMCY MYLAR	0	
RACHEL TERRY	0	
Total Votes Cast	0	

Republican for State Auditor

Vote For 1

	TOTAL	VOTE %
TINA CANNON	0	
RICKY HATCH	0	
Total Votes Cast	0	

UAF310

STATISTICS

	TOTAL
Registered Voters - Total	4
Registered Voters - Republican	4
Registered Voters - Nonpartisan	0
Ballots Cast - Total	0
Ballots Cast - Republican	0
Ballots Cast - Nonpartisan	0
Ballots Cast - Blank	0
Voter Turnout - Total	0.00%
Voter Turnout - Republican	0.00%
Voter Turnout - Nonpartisan	0.00%

Republican for US Senate

Vote For 1

	TOTAL	VOTE %
JOHN CURTIS	0	
JASON J. WALTON	0	
BRAD WILSON	0	
TRENT STAGGS	0	
Total Votes Cast	0	

Republican for US House 3

Vote For 1

	TOTAL	VOTE %
JR BIRD	0	
MIKE KENNEDY	0	
CASE LAWRENCE	0	
STEWART PEAY	0	
JOHN "FRUGAL" DOUGALL	0	
Total Votes Cast	0	

UAF310

Republican for Governor

Vote For 1

	TOTAL	VOTE %
SPENCER J. COX DEIDRE M.	0	
PHIL LYMAN NATALIE CLAWSON	0	
Total Votes Cast	0	

Republican for Attorney General

Vote For 1

	TOTAL	VOTE %
DEREK BROWN	0	
FRANK DEMCY MYLAR	0	
RACHEL TERRY	0	
Total Votes Cast	0	

Republican for State Auditor

Vote For 1

	TOTAL	VOTE %
TINA CANNON	0	
RICKY HATCH	0	
Total Votes Cast	0	

School Board Alpine 5

Vote For 1

	TOTAL	VOTE %
MARK CLEMENT	0	
TRACY MCMILLAN	0	
JOHN T. GADD	0	
Total Votes Cast	0	

UAF317

STATISTICS

	TOTAL
Registered Voters - Total	5
Registered Voters - Republican	5
Registered Voters - Nonpartisan	0
Ballots Cast - Total	5
Ballots Cast - Republican	5
Ballots Cast - Nonpartisan	0
Ballots Cast - Blank	0
Voter Turnout - Total	100.00%
Voter Turnout - Republican	100.00%
Voter Turnout - Nonpartisan	0.00%

Republican for US Senate

Vote For 1

	TOTAL	VOTE %
JOHN CURTIS	5	100.00%
JASON J. WALTON	0	0.00%
BRAD WILSON	0	0.00%
TRENT STAGGS	0	0.00%
Total Votes Cast	5	100.00%

Republican for US House 3

Vote For 1

	TOTAL	VOTE %
CASE LAWRENCE	3	60.00%
MIKE KENNEDY	2	40.00%
JR BIRD	0	0.00%
STEWART PEAY	0	0.00%
JOHN "FRUGAL" DOUGALL	0	0.00%
Total Votes Cast	5	100.00%

UAF317

Republican for Governor

Vote For 1

	TOTAL	VOTE %
SPENCER J. COX DEIDRE M.	3	60.00%
PHIL LYMAN NATALIE CLAWSON	2	40.00%
Total Votes Cast	5	100.00%

Republican for Attorney General

Vote For 1

	TOTAL	VOTE %
DEREK BROWN	4	80.00%
RACHEL TERRY	1	20.00%
FRANK DEMCY MYLAR	0	0.00%
Total Votes Cast	5	100.00%

Republican for State Auditor

Vote For 1

	TOTAL	VOTE %
TINA CANNON	4	80.00%
RICKY HATCH	1	20.00%
Total Votes Cast	5	100.00%

UAF323

STATISTICS

	TOTAL
Registered Voters - Total	6
Registered Voters - Republican	0
Registered Voters - Nonpartisan	6
Ballots Cast - Total	0
Ballots Cast - Republican	0
Ballots Cast - Nonpartisan	0
Ballots Cast - Blank	0
Voter Turnout - Total	0.00%
Voter Turnout - Republican	0.00%
Voter Turnout - Nonpartisan	0.00%

Republican for US Senate

Vote For 1

	TOTAL	VOTE %
JOHN CURTIS	0	
JASON J. WALTON	0	
BRAD WILSON	0	
TRENT STAGGS	0	
Total Votes Cast	0	

Republican for US House 3

Vote For 1

	TOTAL	VOTE %
JR BIRD	0	
MIKE KENNEDY	0	
CASE LAWRENCE	0	
STEWART PEAY	0	
JOHN "FRUGAL" DOUGALL	0	
Total Votes Cast	0	

UAF323

Republican for Governor

Vote For 1

	TOTAL	VOTE %
SPENCER J. COX DEIDRE M.	0	
PHIL LYMAN NATALIE CLAWSON	0	
Total Votes Cast	0	

Republican for Attorney General

Vote For 1

	TOTAL	VOTE %
DEREK BROWN	0	
FRANK DEMCY MYLAR	0	
RACHEL TERRY	0	
Total Votes Cast	0	

Republican for State Auditor

Vote For 1

	TOTAL	VOTE %
TINA CANNON	0	
RICKY HATCH	0	
Total Votes Cast	0	

School Board Alpine 5

Vote For 1

	TOTAL	VOTE %
MARK CLEMENT	0	
TRACY MCMILLAN	0	
JOHN T. GADD	0	
Total Votes Cast	0	

UAF324

STATISTICS

	TOTAL
Registered Voters - Total	4
Registered Voters - Republican	4
Registered Voters - Nonpartisan	0
Ballots Cast - Total	4
Ballots Cast - Republican	4
Ballots Cast - Nonpartisan	0
Ballots Cast - Blank	0
Voter Turnout - Total	100.00%
Voter Turnout - Republican	100.00%
Voter Turnout - Nonpartisan	0.00%

Republican for US Senate

Vote For 1

	TOTAL	VOTE %
JOHN CURTIS	4	100.00%
JASON J. WALTON	0	0.00%
BRAD WILSON	0	0.00%
TRENT STAGGS	0	0.00%
Total Votes Cast	4	100.00%

Republican for US House 3

Vote For 1

	TOTAL	VOTE %
MIKE KENNEDY	2	50.00%
JR BIRD	1	25.00%
CASE LAWRENCE	1	25.00%
STEWART PEAY	0	0.00%
JOHN "FRUGAL" DOUGALL	0	0.00%
Total Votes Cast	4	100.00%

UAF324

Republican for Governor

Vote For 1

	TOTAL	VOTE %
SPENCER J. COX DEIDRE M.	2	50.00%
PHIL LYMAN NATALIE CLAWSON	2	50.00%
Total Votes Cast	4	100.00%

Republican for Attorney General

Vote For 1

	TOTAL	VOTE %
DEREK BROWN	3	75.00%
RACHEL TERRY	1	25.00%
FRANK DEMCY MYLAR	0	0.00%
Total Votes Cast	4	100.00%

Republican for State Auditor

Vote For 1

	TOTAL	VOTE %
TINA CANNON	3	75.00%
RICKY HATCH	1	25.00%
Total Votes Cast	4	100.00%

UAF401

STATISTICS

	TOTAL
Registered Voters - Total	24
Registered Voters - Republican	24
Registered Voters - Nonpartisan	0
Ballots Cast - Total	12
Ballots Cast - Republican	12
Ballots Cast - Nonpartisan	0
Ballots Cast - Blank	0
Voter Turnout - Total	50.00%
Voter Turnout - Republican	50.00%
Voter Turnout - Nonpartisan	0.00%

Republican for US Senate

Vote For 1

	TOTAL	VOTE %
TRENT STAGGS	7	58.33%
BRAD WILSON	3	25.00%
JASON J. WALTON	2	16.67%
JOHN CURTIS	0	0.00%
Total Votes Cast	12	100.00%

Republican for Governor

Vote For 1

	TOTAL	VOTE %
PHIL LYMAN NATALIE CLAWSON	10	83.33%
SPENCER J. COX DEIDRE M.	2	16.67%
Total Votes Cast	12	100.00%

UAF401

Republican for Attorney General

Vote For 1

	TOTAL	VOTE %
DEREK BROWN	8	80.00%
RACHEL TERRY	2	20.00%
FRANK DEMCY MYLAR	0	0.00%
Total Votes Cast	10	100.00%

Republican for State Auditor

Vote For 1

	TOTAL	VOTE %
TINA CANNON	8	80.00%
RICKY HATCH	2	20.00%
Total Votes Cast	10	100.00%

UAL301

STATISTICS

	TOTAL
Registered Voters - Total	57
Registered Voters - Republican	57
Registered Voters - Nonpartisan	0
Ballots Cast - Total	24
Ballots Cast - Republican	24
Ballots Cast - Nonpartisan	0
Ballots Cast - Blank	0
Voter Turnout - Total	42.11%
Voter Turnout - Republican	42.11%
Voter Turnout - Nonpartisan	0.00%

Republican for US Senate

Vote For 1

	TOTAL	VOTE %
TRENT STAGGS	17	70.83%
JASON J. WALTON	4	16.67%
JOHN CURTIS	2	8.33%
BRAD WILSON	1	4.17%
Total Votes Cast	24	100.00%

Republican for US House 3

Vote For 1

	TOTAL	VOTE %
MIKE KENNEDY	16	66.67%
CASE LAWRENCE	5	20.83%
STEWART PEAY	2	8.33%
JR BIRD	1	4.17%
JOHN "FRUGAL" DOUGALL	0	0.00%
Total Votes Cast	24	100.00%

UAL301

Republican for Governor

Vote For 1

	TOTAL	VOTE %
PHIL LYMAN NATALIE CLAWSON	21	87.50%
SPENCER J. COX DEIDRE M.	3	12.50%
Total Votes Cast	24	100.00%

Republican for Attorney General

Vote For 1

	TOTAL	VOTE %
FRANK DEMCY MYLAR	11	47.83%
RACHEL TERRY	8	34.78%
DEREK BROWN	4	17.39%
Total Votes Cast	23	100.00%

Republican for State Auditor

Vote For 1

	TOTAL	VOTE %
RICKY HATCH	14	58.33%
TINA CANNON	10	41.67%
Total Votes Cast	24	100.00%

UBE401

STATISTICS

	TOTAL
Registered Voters - Total	61
Registered Voters - Republican	61
Registered Voters - Nonpartisan	0
Ballots Cast - Total	30
Ballots Cast - Republican	30
Ballots Cast - Nonpartisan	0
Ballots Cast - Blank	0
Voter Turnout - Total	49.18%
Voter Turnout - Republican	49.18%
Voter Turnout - Nonpartisan	0.00%

Republican for US Senate

Vote For 1

	TOTAL	VOTE %
JOHN CURTIS	14	46.67%
TRENT STAGGS	13	43.33%
BRAD WILSON	3	10.00%
JASON J. WALTON	0	0.00%
Total Votes Cast	30	100.00%

Republican for Governor

Vote For 1

	TOTAL	VOTE %
PHIL LYMAN NATALIE CLAWSON	21	70.00%
SPENCER J. COX DEIDRE M.	9	30.00%
Total Votes Cast	30	100.00%

UBE401

Republican for Attorney General

Vote For 1

	TOTAL	VOTE %
DEREK BROWN	16	53.33%
FRANK DEMCY MYLAR	10	33.33%
RACHEL TERRY	4	13.33%
Total Votes Cast	30	100.00%

Republican for State Auditor

Vote For 1

	TOTAL	VOTE %
TINA CANNON	20	66.67%
RICKY HATCH	10	33.33%
Total Votes Cast	30	100.00%

Republican for State House 66 (Multi-County)

Vote For 1

	TOTAL	VOTE %
BRIAN L. NIELSON	19	63.33%
TROY SHELLEY	11	36.67%
Total Votes Cast	30	100.00%

UBN401

STATISTICS

	TOTAL
Registered Voters - Total	325
Registered Voters - Republican	325
Registered Voters - Nonpartisan	0
Ballots Cast - Total	159
Ballots Cast - Republican	159
Ballots Cast - Nonpartisan	0
Ballots Cast - Blank	0
Voter Turnout - Total	48.92%
Voter Turnout - Republican	48.92%
Voter Turnout - Nonpartisan	0.00%

Republican for US Senate

Vote For 1

	TOTAL	VOTE %
JOHN CURTIS	95	59.75%
TRENT STAGGS	40	25.16%
BRAD WILSON	17	10.69%
JASON J. WALTON	7	4.40%
Total Votes Cast	159	100.00%

Republican for Governor

Vote For 1

	TOTAL	VOTE %
SPENCER J. COX DEIDRE M.	89	55.97%
PHIL LYMAN NATALIE CLAWSON	70	44.03%
Total Votes Cast	159	100.00%

UBN401

Republican for Attorney General

Vote For 1

	TOTAL	VOTE %
DEREK BROWN	74	47.74%
FRANK DEMCY MYLAR	44	28.39%
RACHEL TERRY	37	23.87%
Total Votes Cast	155	100.00%

Republican for State Auditor

Vote For 1

	TOTAL	VOTE %
TINA CANNON	100	65.36%
RICKY HATCH	53	34.64%
Total Votes Cast	153	100.00%

Republican for State School Board 13

Vote For 1

	TOTAL	VOTE %
RANDY BOOTHE	96	61.54%
CARI BARTHOLOMEW	60	38.46%
Total Votes Cast	156	100.00%

UBN403

STATISTICS

	TOTAL
Registered Voters - Total	253
Registered Voters - Republican	253
Registered Voters - Nonpartisan	0
Ballots Cast - Total	121
Ballots Cast - Republican	121
Ballots Cast - Nonpartisan	0
Ballots Cast - Blank	0
Voter Turnout - Total	47.83%
Voter Turnout - Republican	47.83%
Voter Turnout - Nonpartisan	0.00%

Republican for US Senate

Vote For 1

	TOTAL	VOTE %
JOHN CURTIS	55	45.45%
TRENT STAGGS	52	42.98%
BRAD WILSON	12	9.92%
JASON J. WALTON	2	1.65%
Total Votes Cast	121	100.00%

Republican for Governor

Vote For 1

	TOTAL	VOTE %
PHIL LYMAN NATALIE CLAWSON	78	64.46%
SPENCER J. COX DEIDRE M.	43	35.54%
Total Votes Cast	121	100.00%

UBN403

Republican for Attorney General

Vote For 1

	TOTAL	VOTE %
DEREK BROWN	48	43.24%
FRANK DEMCY MYLAR	42	37.84%
RACHEL TERRY	21	18.92%
Total Votes Cast	111	100.00%

Republican for State Auditor

Vote For 1

	TOTAL	VOTE %
TINA CANNON	71	65.14%
RICKY HATCH	38	34.86%
Total Votes Cast	109	100.00%

Republican for State School Board 13

Vote For 1

	TOTAL	VOTE %
CARI BARTHOLOMEW	69	59.48%
RANDY BOOTHE	47	40.52%
Total Votes Cast	116	100.00%

UCB401

STATISTICS

	TOTAL
Registered Voters - Total	14
Registered Voters - Republican	14
Registered Voters - Nonpartisan	0
Ballots Cast - Total	6
Ballots Cast - Republican	6
Ballots Cast - Nonpartisan	0
Ballots Cast - Blank	0
Voter Turnout - Total	42.86%
Voter Turnout - Republican	42.86%
Voter Turnout - Nonpartisan	0.00%

Republican for US Senate

Vote For 1

	TOTAL	VOTE %
TRENT STAGGS	5	83.33%
JOHN CURTIS	1	16.67%
JASON J. WALTON	0	0.00%
BRAD WILSON	0	0.00%
Total Votes Cast	6	100.00%

Republican for Governor

Vote For 1

	TOTAL	VOTE %
PHIL LYMAN NATALIE CLAWSON	5	83.33%
SPENCER J. COX DEIDRE M.	1	16.67%
Total Votes Cast	6	100.00%

UCB401

Republican for Attorney General

Vote For 1

	TOTAL	VOTE %
DEREK BROWN	2	33.33%
FRANK DEMCY MYLAR	2	33.33%
RACHEL TERRY	2	33.33%
Total Votes Cast	6	100.00%

Republican for State Auditor

Vote For 1

	TOTAL	VOTE %
TINA CANNON	3	50.00%
RICKY HATCH	3	50.00%
Total Votes Cast	6	100.00%

UCB402

STATISTICS

	TOTAL
Registered Voters - Total	106
Registered Voters - Republican	106
Registered Voters - Nonpartisan	0
Ballots Cast - Total	57
Ballots Cast - Republican	57
Ballots Cast - Nonpartisan	0
Ballots Cast - Blank	0
Voter Turnout - Total	53.77%
Voter Turnout - Republican	53.77%
Voter Turnout - Nonpartisan	0.00%

Republican for US Senate

Vote For 1

	TOTAL	VOTE %
JOHN CURTIS	24	43.64%
TRENT STAGGS	23	41.82%
JASON J. WALTON	5	9.09%
BRAD WILSON	3	5.45%
Total Votes Cast	55	100.00%

Republican for Governor

Vote For 1

	TOTAL	VOTE %
SPENCER J. COX DEIDRE M.	29	50.88%
PHIL LYMAN NATALIE CLAWSON	28	49.12%
Total Votes Cast	57	100.00%

UCB402

Republican for Attorney General

Vote For 1

	TOTAL	VOTE %
DEREK BROWN	31	58.49%
FRANK DEMCY MYLAR	14	26.42%
RACHEL TERRY	8	15.09%
Total Votes Cast	53	100.00%

Republican for State Auditor

Vote For 1

	TOTAL	VOTE %
TINA CANNON	29	54.72%
RICKY HATCH	24	45.28%
Total Votes Cast	53	100.00%

UCV401

STATISTICS

	TOTAL
Registered Voters - Total	0
Registered Voters - Republican	0
Registered Voters - Nonpartisan	0
Ballots Cast - Total	0
Ballots Cast - Republican	0
Ballots Cast - Nonpartisan	0
Ballots Cast - Blank	0
Voter Turnout - Total	0.00%
Voter Turnout - Republican	0.00%
Voter Turnout - Nonpartisan	0.00%

Republican for US Senate

Vote For 1

	TOTAL	VOTE %
JOHN CURTIS	0	
JASON J. WALTON	0	
BRAD WILSON	0	
TRENT STAGGS	0	
Total Votes Cast	0	

Republican for Governor

Vote For 1

	TOTAL	VOTE %
SPENCER J. COX DEIDRE M.	0	
PHIL LYMAN NATALIE CLAWSON	0	
Total Votes Cast	0	

UCV401

Republican for Attorney General

Vote For 1

	TOTAL	VOTE %
DEREK BROWN	0	
FRANK DEMCY MYLAR	0	
RACHEL TERRY	0	
Total Votes Cast	0	

Republican for State Auditor

Vote For 1

	TOTAL	VOTE %
TINA CANNON	0	
RICKY HATCH	0	
Total Votes Cast	0	

Republican for State School Board 10 (Multi-County)

Vote For 1

	TOTAL	VOTE %
MONICA BANGERTER WILBUR	0	
MATT HYMAS	0	
Total Votes Cast	0	

UEL401

STATISTICS

	TOTAL
Registered Voters - Total	128
Registered Voters - Republican	128
Registered Voters - Nonpartisan	0
Ballots Cast - Total	60
Ballots Cast - Republican	60
Ballots Cast - Nonpartisan	0
Ballots Cast - Blank	0
Voter Turnout - Total	46.88%
Voter Turnout - Republican	46.88%
Voter Turnout - Nonpartisan	0.00%

Republican for US Senate

Vote For 1

	TOTAL	VOTE %
TRENT STAGGS	30	50.00%
JOHN CURTIS	20	33.33%
BRAD WILSON	8	13.33%
JASON J. WALTON	2	3.33%
Total Votes Cast	60	100.00%

Republican for Governor

Vote For 1

	TOTAL	VOTE %
PHIL LYMAN NATALIE CLAWSON	41	68.33%
SPENCER J. COX DEIDRE M.	19	31.67%
Total Votes Cast	60	100.00%

UEL401

Republican for Attorney General

Vote For 1

	TOTAL	VOTE %
DEREK BROWN	25	43.10%
FRANK DEMCY MYLAR	24	41.38%
RACHEL TERRY	9	15.52%
Total Votes Cast	58	100.00%

Republican for State Auditor

Vote For 1

	TOTAL	VOTE %
TINA CANNON	37	66.07%
RICKY HATCH	19	33.93%
Total Votes Cast	56	100.00%

Republican for State House 66 (Multi-County)

Vote For 1

	TOTAL	VOTE %
TROY SHELLEY	32	57.14%
BRIAN L. NIELSON	24	42.86%
Total Votes Cast	56	100.00%

UER401

STATISTICS

	TOTAL
Registered Voters - Total	11
Registered Voters - Republican	11
Registered Voters - Nonpartisan	0
Ballots Cast - Total	7
Ballots Cast - Republican	7
Ballots Cast - Nonpartisan	0
Ballots Cast - Blank	0
Voter Turnout - Total	63.64%
Voter Turnout - Republican	63.64%
Voter Turnout - Nonpartisan	0.00%

Republican for US Senate

Vote For 1

	TOTAL	VOTE %
TRENT STAGGS	4	57.14%
JASON J. WALTON	2	28.57%
JOHN CURTIS	1	14.29%
BRAD WILSON	0	0.00%
Total Votes Cast	7	100.00%

Republican for Governor

Vote For 1

	TOTAL	VOTE %
SPENCER J. COX DEIDRE M.	4	57.14%
PHIL LYMAN NATALIE CLAWSON	3	42.86%
Total Votes Cast	7	100.00%

UER401

Republican for Attorney General

Vote For 1

	TOTAL	VOTE %
DEREK BROWN	5	71.43%
FRANK DEMCY MYLAR	1	14.29%
RACHEL TERRY	1	14.29%
Total Votes Cast	7	100.00%

Republican for State Auditor

Vote For 1

	TOTAL	VOTE %
TINA CANNON	6	85.71%
RICKY HATCH	1	14.29%
Total Votes Cast	7	100.00%

UER403

STATISTICS

	TOTAL
Registered Voters - Total	3
Registered Voters - Republican	3
Registered Voters - Nonpartisan	0
Ballots Cast - Total	0
Ballots Cast - Republican	0
Ballots Cast - Nonpartisan	0
Ballots Cast - Blank	0
Voter Turnout - Total	0.00%
Voter Turnout - Republican	0.00%
Voter Turnout - Nonpartisan	0.00%

Republican for US Senate

Vote For 1

	TOTAL	VOTE %
JOHN CURTIS	0	
JASON J. WALTON	0	
BRAD WILSON	0	
TRENT STAGGS	0	
Total Votes Cast	0	

Republican for Governor

Vote For 1

	TOTAL	VOTE %
SPENCER J. COX DEIDRE M.	0	
PHIL LYMAN NATALIE CLAWSON	0	
Total Votes Cast	0	

UER403

Republican for Attorney General

Vote For 1

	TOTAL	VOTE %
DEREK BROWN	0	
FRANK DEMCY MYLAR	0	
RACHEL TERRY	0	
Total Votes Cast	0	

Republican for State Auditor

Vote For 1

	TOTAL	VOTE %
TINA CANNON	0	
RICKY HATCH	0	
Total Votes Cast	0	

UFF401

STATISTICS

	TOTAL
Registered Voters - Total	7
Registered Voters - Republican	7
Registered Voters - Nonpartisan	0
Ballots Cast - Total	4
Ballots Cast - Republican	4
Ballots Cast - Nonpartisan	0
Ballots Cast - Blank	0
Voter Turnout - Total	57.14%
Voter Turnout - Republican	57.14%
Voter Turnout - Nonpartisan	0.00%

Republican for US Senate

Vote For 1

	TOTAL	VOTE %
JOHN CURTIS	2	50.00%
TRENT STAGGS	2	50.00%
JASON J. WALTON	0	0.00%
BRAD WILSON	0	0.00%
Total Votes Cast	4	100.00%

Republican for Governor

Vote For 1

	TOTAL	VOTE %
SPENCER J. COX DEIDRE M.	2	50.00%
PHIL LYMAN NATALIE CLAWSON	2	50.00%
Total Votes Cast	4	100.00%

UFF401

Republican for Attorney General

Vote For 1

	TOTAL	VOTE %
DEREK BROWN	2	50.00%
FRANK DEMCY MYLAR	2	50.00%
RACHEL TERRY	0	0.00%
Total Votes Cast	4	100.00%

Republican for State Auditor

Vote For 1

	TOTAL	VOTE %
TINA CANNON	2	50.00%
RICKY HATCH	2	50.00%
Total Votes Cast	4	100.00%

Republican for State School Board 10 (Multi-County)

Vote For 1

	TOTAL	VOTE %
MONICA BANGERTER WILBUR	4	100.00%
MATT HYMAS	0	0.00%
Total Votes Cast	4	100.00%

UGO402

STATISTICS

	TOTAL
Registered Voters - Total	21
Registered Voters - Republican	21
Registered Voters - Nonpartisan	0
Ballots Cast - Total	13
Ballots Cast - Republican	13
Ballots Cast - Nonpartisan	0
Ballots Cast - Blank	0
Voter Turnout - Total	61.90%
Voter Turnout - Republican	61.90%
Voter Turnout - Nonpartisan	0.00%

Republican for US Senate

Vote For 1

	TOTAL	VOTE %
TRENT STAGGS	8	61.54%
JOHN CURTIS	2	15.38%
BRAD WILSON	2	15.38%
JASON J. WALTON	1	7.69%
Total Votes Cast	13	100.00%

Republican for Governor

Vote For 1

	TOTAL	VOTE %
PHIL LYMAN NATALIE CLAWSON	12	92.31%
SPENCER J. COX DEIDRE M.	1	7.69%
Total Votes Cast	13	100.00%

UGO402

Republican for Attorney General

Vote For 1

	TOTAL	VOTE %
DEREK BROWN	9	75.00%
FRANK DEMCY MYLAR	3	25.00%
RACHEL TERRY	0	0.00%
Total Votes Cast	12	100.00%

Republican for State Auditor

Vote For 1

	TOTAL	VOTE %
TINA CANNON	8	66.67%
RICKY HATCH	4	33.33%
Total Votes Cast	12	100.00%

UHC301

STATISTICS

	TOTAL
Registered Voters - Total	31
Registered Voters - Republican	31
Registered Voters - Nonpartisan	0
Ballots Cast - Total	11
Ballots Cast - Republican	11
Ballots Cast - Nonpartisan	0
Ballots Cast - Blank	0
Voter Turnout - Total	35.48%
Voter Turnout - Republican	35.48%
Voter Turnout - Nonpartisan	0.00%

Republican for US Senate

Vote For 1

	TOTAL	VOTE %
JOHN CURTIS	5	55.56%
TRENT STAGGS	4	44.44%
JASON J. WALTON	0	0.00%
BRAD WILSON	0	0.00%
Total Votes Cast	9	100.00%

Republican for US House 3

Vote For 1

	TOTAL	VOTE %
MIKE KENNEDY	3	60.00%
CASE LAWRENCE	1	20.00%
JOHN "FRUGAL" DOUGALL	1	20.00%
JR BIRD	0	0.00%
STEWART PEAY	0	0.00%
Total Votes Cast	5	100.00%

UHC301

Republican for Governor

Vote For 1

	TOTAL	VOTE %
SPENCER J. COX DEIDRE M.	5	55.56%
PHIL LYMAN NATALIE CLAWSON	4	44.44%
Total Votes Cast	9	100.00%

Republican for Attorney General

Vote For 1

	TOTAL	VOTE %
FRANK DEMCY MYLAR	5	55.56%
DEREK BROWN	3	33.33%
RACHEL TERRY	1	11.11%
Total Votes Cast	9	100.00%

Republican for State Auditor

Vote For 1

	TOTAL	VOTE %
TINA CANNON	7	87.50%
RICKY HATCH	1	12.50%
Total Votes Cast	8	100.00%

Republican for State School Board 13

Vote For 1

	TOTAL	VOTE %
CARI BARTHOLOMEW	5	55.56%
RANDY BOOTHE	4	44.44%
Total Votes Cast	9	100.00%

UHC402

STATISTICS

	TOTAL
Registered Voters - Total	169
Registered Voters - Republican	169
Registered Voters - Nonpartisan	0
Ballots Cast - Total	75
Ballots Cast - Republican	75
Ballots Cast - Nonpartisan	0
Ballots Cast - Blank	0
Voter Turnout - Total	44.38%
Voter Turnout - Republican	44.38%
Voter Turnout - Nonpartisan	0.00%

Republican for US Senate

Vote For 1

	TOTAL	VOTE %
JOHN CURTIS	35	46.67%
TRENT STAGGS	22	29.33%
JASON J. WALTON	10	13.33%
BRAD WILSON	8	10.67%
Total Votes Cast	75	100.00%

Republican for Governor

Vote For 1

	TOTAL	VOTE %
PHIL LYMAN NATALIE CLAWSON	39	52.00%
SPENCER J. COX DEIDRE M.	36	48.00%
Total Votes Cast	75	100.00%

UHC402

Republican for Attorney General

Vote For 1

	TOTAL	VOTE %
DEREK BROWN	34	49.28%
FRANK DEMCY MYLAR	22	31.88%
RACHEL TERRY	13	18.84%
Total Votes Cast	69	100.00%

Republican for State Auditor

Vote For 1

	TOTAL	VOTE %
RICKY HATCH	36	52.17%
TINA CANNON	33	47.83%
Total Votes Cast	69	100.00%

Republican for State School Board 13

Vote For 1

	TOTAL	VOTE %
CARI BARTHOLOMEW	35	52.24%
RANDY BOOTHE	32	47.76%
Total Votes Cast	67	100.00%

UHI310

STATISTICS

	TOTAL
Registered Voters - Total	2
Registered Voters - Republican	2
Registered Voters - Nonpartisan	0
Ballots Cast - Total	1
Ballots Cast - Republican	1
Ballots Cast - Nonpartisan	0
Ballots Cast - Blank	0
Voter Turnout - Total	50.00%
Voter Turnout - Republican	50.00%
Voter Turnout - Nonpartisan	0.00%

Republican for US Senate

Vote For 1

	TOTAL	VOTE %
JOHN CURTIS	1	100.00%
JASON J. WALTON	0	0.00%
BRAD WILSON	0	0.00%
TRENT STAGGS	0	0.00%
Total Votes Cast	1	100.00%

Republican for US House 3

Vote For 1

	TOTAL	VOTE %
MIKE KENNEDY	1	100.00%
JR BIRD	0	0.00%
CASE LAWRENCE	0	0.00%
STEWART PEAY	0	0.00%
JOHN "FRUGAL" DOUGALL	0	0.00%
Total Votes Cast	1	100.00%

UHI310

Republican for Governor

Vote For 1

	TOTAL	VOTE %
PHIL LYMAN NATALIE CLAWSON	1	100.00%
SPENCER J. COX DEIDRE M.	0	0.00%
Total Votes Cast	1	100.00%

Republican for Attorney General

Vote For 1

	TOTAL	VOTE %
DEREK BROWN	1	100.00%
FRANK DEMCY MYLAR	0	0.00%
RACHEL TERRY	0	0.00%
Total Votes Cast	1	100.00%

Republican for State Auditor

Vote For 1

	TOTAL	VOTE %
RICKY HATCH	1	100.00%
TINA CANNON	0	0.00%
Total Votes Cast	1	100.00%

ULE317

STATISTICS

	TOTAL
Registered Voters - Total	21
Registered Voters - Republican	21
Registered Voters - Nonpartisan	0
Ballots Cast - Total	14
Ballots Cast - Republican	14
Ballots Cast - Nonpartisan	0
Ballots Cast - Blank	0
Voter Turnout - Total	66.67%
Voter Turnout - Republican	66.67%
Voter Turnout - Nonpartisan	0.00%

Republican for US Senate

Vote For 1

	TOTAL	VOTE %
TRENT STAGGS	9	69.23%
JOHN CURTIS	4	30.77%
JASON J. WALTON	0	0.00%
BRAD WILSON	0	0.00%
Total Votes Cast	13	100.00%

Republican for US House 3

Vote For 1

	TOTAL	VOTE %
MIKE KENNEDY	6	46.15%
JR BIRD	3	23.08%
CASE LAWRENCE	3	23.08%
JOHN "FRUGAL" DOUGALL	1	7.69%
STEWART PEAY	0	0.00%
Total Votes Cast	13	100.00%

ULE317

Republican for Governor

Vote For 1

	TOTAL	VOTE %
PHIL LYMAN NATALIE CLAWSON	9	69.23%
SPENCER J. COX DEIDRE M.	4	30.77%
Total Votes Cast	13	100.00%

Republican for Attorney General

Vote For 1

	TOTAL	VOTE %
DEREK BROWN	7	53.85%
FRANK DEMCY MYLAR	6	46.15%
RACHEL TERRY	0	0.00%
Total Votes Cast	13	100.00%

Republican for State Auditor

Vote For 1

	TOTAL	VOTE %
TINA CANNON	8	66.67%
RICKY HATCH	4	33.33%
Total Votes Cast	12	100.00%

ULE410

STATISTICS

	TOTAL
Registered Voters - Total	31
Registered Voters - Republican	31
Registered Voters - Nonpartisan	0
Ballots Cast - Total	15
Ballots Cast - Republican	15
Ballots Cast - Nonpartisan	0
Ballots Cast - Blank	0
Voter Turnout - Total	48.39%
Voter Turnout - Republican	48.39%
Voter Turnout - Nonpartisan	0.00%

Republican for US Senate

Vote For 1

	TOTAL	VOTE %
JOHN CURTIS	11	73.33%
JASON J. WALTON	2	13.33%
TRENT STAGGS	2	13.33%
BRAD WILSON	0	0.00%
Total Votes Cast	15	100.00%

Republican for Governor

Vote For 1

	TOTAL	VOTE %
SPENCER J. COX DEIDRE M.	8	53.33%
PHIL LYMAN NATALIE CLAWSON	7	46.67%
Total Votes Cast	15	100.00%

ULE410

Republican for Attorney General

Vote For 1

	TOTAL	VOTE %
DEREK BROWN	10	66.67%
FRANK DEMCY MYLAR	4	26.67%
RACHEL TERRY	1	6.67%
Total Votes Cast	15	100.00%

Republican for State Auditor

Vote For 1

	TOTAL	VOTE %
RICKY HATCH	8	53.33%
TINA CANNON	7	46.67%
Total Votes Cast	15	100.00%

Republican for State Senate 22 (Multi-County)

Vote For 1

	TOTAL	VOTE %
GARRETT CAMMANS	9	60.00%
EMILY LOCKHART	4	26.67%
HEIDI BALDERREE	2	13.33%
Total Votes Cast	15	100.00%

ULE420

STATISTICS

	TOTAL
Registered Voters - Total	9
Registered Voters - Republican	9
Registered Voters - Nonpartisan	0
Ballots Cast - Total	8
Ballots Cast - Republican	8
Ballots Cast - Nonpartisan	0
Ballots Cast - Blank	0
Voter Turnout - Total	88.89%
Voter Turnout - Republican	88.89%
Voter Turnout - Nonpartisan	0.00%

Republican for US Senate

Vote For 1

	TOTAL	VOTE %
TRENT STAGGS	4	50.00%
BRAD WILSON	2	25.00%
JOHN CURTIS	1	12.50%
JASON J. WALTON	1	12.50%
Total Votes Cast	8	100.00%

Republican for Governor

Vote For 1

	TOTAL	VOTE %
PHIL LYMAN NATALIE CLAWSON	5	62.50%
SPENCER J. COX DEIDRE M.	3	37.50%
Total Votes Cast	8	100.00%

ULE420

Republican for Attorney General

Vote For 1

	TOTAL	VOTE %
DEREK BROWN	6	100.00%
FRANK DEMCY MYLAR	0	0.00%
RACHEL TERRY	0	0.00%
Total Votes Cast	6	100.00%

Republican for State Auditor

Vote For 1

	TOTAL	VOTE %
TINA CANNON	3	50.00%
RICKY HATCH	3	50.00%
Total Votes Cast	6	100.00%

Republican for State Senate 22 (Multi-County)

Vote For 1

	TOTAL	VOTE %
EMILY LOCKHART	4	50.00%
GARRETT CAMMANS	3	37.50%
HEIDI BALDERREE	1	12.50%
Total Votes Cast	8	100.00%

Republican for State School Board 10 (Multi-County)

Vote For 1

	TOTAL	VOTE %
MATT HYMAS	8	100.00%
MONICA BANGERTER WILBUR	0	0.00%
Total Votes Cast	8	100.00%

ULE421

STATISTICS

	TOTAL
Registered Voters - Total	33
Registered Voters - Republican	33
Registered Voters - Nonpartisan	0
Ballots Cast - Total	18
Ballots Cast - Republican	18
Ballots Cast - Nonpartisan	0
Ballots Cast - Blank	0
Voter Turnout - Total	54.55%
Voter Turnout - Republican	54.55%
Voter Turnout - Nonpartisan	0.00%

Republican for US Senate

Vote For 1

	TOTAL	VOTE %
JOHN CURTIS	10	55.56%
TRENT STAGGS	6	33.33%
BRAD WILSON	2	11.11%
JASON J. WALTON	0	0.00%
Total Votes Cast	18	100.00%

Republican for Governor

Vote For 1

	TOTAL	VOTE %
PHIL LYMAN NATALIE CLAWSON	10	55.56%
SPENCER J. COX DEIDRE M.	8	44.44%
Total Votes Cast	18	100.00%

ULE421

Republican for Attorney General

Vote For 1

	TOTAL	VOTE %
DEREK BROWN	11	61.11%
RACHEL TERRY	6	33.33%
FRANK DEMCY MYLAR	1	5.56%
Total Votes Cast	18	100.00%

Republican for State Auditor

Vote For 1

	TOTAL	VOTE %
TINA CANNON	10	58.82%
RICKY HATCH	7	41.18%
Total Votes Cast	17	100.00%

Republican for State Senate 22 (Multi-County)

Vote For 1

	TOTAL	VOTE %
EMILY LOCKHART	9	52.94%
HEIDI BALDERREE	5	29.41%
GARRETT CAMMANS	3	17.65%
Total Votes Cast	17	100.00%

ULS401

STATISTICS

	TOTAL
Registered Voters - Total	328
Registered Voters - Republican	328
Registered Voters - Nonpartisan	0
Ballots Cast - Total	163
Ballots Cast - Republican	163
Ballots Cast - Nonpartisan	0
Ballots Cast - Blank	0
Voter Turnout - Total	49.70%
Voter Turnout - Republican	49.70%
Voter Turnout - Nonpartisan	0.00%

Republican for US Senate

Vote For 1

	TOTAL	VOTE %
JOHN CURTIS	86	52.76%
TRENT STAGGS	54	33.13%
BRAD WILSON	17	10.43%
JASON J. WALTON	6	3.68%
Total Votes Cast	163	100.00%

Republican for Governor

Vote For 1

	TOTAL	VOTE %
PHIL LYMAN NATALIE CLAWSON	100	61.35%
SPENCER J. COX DEIDRE M.	63	38.65%
Total Votes Cast	163	100.00%

ULS401

Republican for Attorney General

Vote For 1

	TOTAL	VOTE %
DEREK BROWN	64	41.29%
FRANK DEMCY MYLAR	54	34.84%
RACHEL TERRY	37	23.87%
Total Votes Cast	155	100.00%

Republican for State Auditor

Vote For 1

	TOTAL	VOTE %
RICKY HATCH	76	51.01%
TINA CANNON	73	48.99%
Total Votes Cast	149	100.00%

Republican for State School Board 13

Vote For 1

	TOTAL	VOTE %
CARI BARTHOLOMEW	97	62.58%
RANDY BOOTHE	58	37.42%
Total Votes Cast	155	100.00%

ULS402

STATISTICS

	TOTAL
Registered Voters - Total	97
Registered Voters - Republican	97
Registered Voters - Nonpartisan	0
Ballots Cast - Total	55
Ballots Cast - Republican	55
Ballots Cast - Nonpartisan	0
Ballots Cast - Blank	0
Voter Turnout - Total	56.70%
Voter Turnout - Republican	56.70%
Voter Turnout - Nonpartisan	0.00%

Republican for US Senate

Vote For 1

	TOTAL	VOTE %
JOHN CURTIS	25	45.45%
TRENT STAGGS	22	40.00%
BRAD WILSON	6	10.91%
JASON J. WALTON	2	3.64%
Total Votes Cast	55	100.00%

Republican for Governor

Vote For 1

	TOTAL	VOTE %
PHIL LYMAN NATALIE CLAWSON	36	65.45%
SPENCER J. COX DEIDRE M.	19	34.55%
Total Votes Cast	55	100.00%

ULS402

Republican for Attorney General

Vote For 1

	TOTAL	VOTE %
DEREK BROWN	22	40.00%
RACHEL TERRY	17	30.91%
FRANK DEMCY MYLAR	16	29.09%
Total Votes Cast	55	100.00%

Republican for State Auditor

Vote For 1

	TOTAL	VOTE %
RICKY HATCH	29	53.70%
TINA CANNON	25	46.30%
Total Votes Cast	54	100.00%

ULV301

STATISTICS

	TOTAL
Registered Voters - Total	3
Registered Voters - Republican	3
Registered Voters - Nonpartisan	0
Ballots Cast - Total	3
Ballots Cast - Republican	3
Ballots Cast - Nonpartisan	0
Ballots Cast - Blank	0
Voter Turnout - Total	100.00%
Voter Turnout - Republican	100.00%
Voter Turnout - Nonpartisan	0.00%

Republican for US Senate

Vote For 1

	TOTAL	VOTE %
TRENT STAGGS	3	100.00%
JOHN CURTIS	0	0.00%
JASON J. WALTON	0	0.00%
BRAD WILSON	0	0.00%
Total Votes Cast	3	100.00%

Republican for US House 3

Vote For 1

	TOTAL	VOTE %
MIKE KENNEDY	3	100.00%
JR BIRD	0	0.00%
CASE LAWRENCE	0	0.00%
STEWART PEAY	0	0.00%
JOHN "FRUGAL" DOUGALL	0	0.00%
Total Votes Cast	3	100.00%

ULV301

Republican for Governor

Vote For 1

	TOTAL	VOTE %
PHIL LYMAN NATALIE CLAWSON	3	100.00%
SPENCER J. COX DEIDRE M.	0	0.00%
Total Votes Cast	3	100.00%

Republican for Attorney General

Vote For 1

	TOTAL	VOTE %
RACHEL TERRY	2	66.67%
DEREK BROWN	1	33.33%
FRANK DEMCY MYLAR	0	0.00%
Total Votes Cast	3	100.00%

Republican for State Auditor

Vote For 1

	TOTAL	VOTE %
TINA CANNON	2	66.67%
RICKY HATCH	1	33.33%
Total Votes Cast	3	100.00%

ULV302

STATISTICS

	TOTAL
Registered Voters - Total	2
Registered Voters - Republican	2
Registered Voters - Nonpartisan	0
Ballots Cast - Total	0
Ballots Cast - Republican	0
Ballots Cast - Nonpartisan	0
Ballots Cast - Blank	0
Voter Turnout - Total	0.00%
Voter Turnout - Republican	0.00%
Voter Turnout - Nonpartisan	0.00%

Republican for US Senate

Vote For 1

	TOTAL	VOTE %
JOHN CURTIS	0	
JASON J. WALTON	0	
BRAD WILSON	0	
TRENT STAGGS	0	
Total Votes Cast	0	

Republican for US House 3

Vote For 1

	TOTAL	VOTE %
JR BIRD	0	
MIKE KENNEDY	0	
CASE LAWRENCE	0	
STEWART PEAY	0	
JOHN "FRUGAL" DOUGALL	0	
Total Votes Cast	0	

ULV302

Republican for Governor

Vote For 1

	TOTAL	VOTE %
SPENCER J. COX DEIDRE M.	0	
PHIL LYMAN NATALIE CLAWSON	0	
Total Votes Cast	0	

Republican for Attorney General

Vote For 1

	TOTAL	VOTE %
DEREK BROWN	0	
FRANK DEMCY MYLAR	0	
RACHEL TERRY	0	
Total Votes Cast	0	

Republican for State Auditor

Vote For 1

	TOTAL	VOTE %
TINA CANNON	0	
RICKY HATCH	0	
Total Votes Cast	0	

Republican for State House 61

Vote For 1

	TOTAL	VOTE %
LISA SHEPHERD	0	
TRAVIS HOBAN	0	
Total Votes Cast	0	

Precinct Summary Report

2024 Primary

June 25, 2024

OFFICIAL RESULTS

Utah County

ULV302

Republican for State School Board 13

Vote For 1

	TOTAL	VOTE %
CARI BARTHOLOMEW	0	
RANDY BOOTHE	0	
Total Votes Cast	0	

UMA406

STATISTICS

	TOTAL
Registered Voters - Total	0
Registered Voters - Republican	0
Registered Voters - Nonpartisan	0
Ballots Cast - Total	0
Ballots Cast - Republican	0
Ballots Cast - Nonpartisan	0
Ballots Cast - Blank	0
Voter Turnout - Total	0.00%
Voter Turnout - Republican	0.00%
Voter Turnout - Nonpartisan	0.00%

Republican for US Senate

Vote For 1

	TOTAL	VOTE %
JOHN CURTIS	0	
JASON J. WALTON	0	
BRAD WILSON	0	
TRENT STAGGS	0	
Total Votes Cast	0	

Republican for Governor

Vote For 1

	TOTAL	VOTE %
SPENCER J. COX DEIDRE M.	0	
PHIL LYMAN NATALIE CLAWSON	0	
Total Votes Cast	0	

UMA406

Republican for Attorney General

Vote For 1

	TOTAL	VOTE %
DEREK BROWN	0	
FRANK DEMCY MYLAR	0	
RACHEL TERRY	0	
Total Votes Cast	0	

Republican for State Auditor

Vote For 1

	TOTAL	VOTE %
TINA CANNON	0	
RICKY HATCH	0	
Total Votes Cast	0	

Republican for State School Board 13

Vote For 1

	TOTAL	VOTE %
CARI BARTHOLOMEW	0	
RANDY BOOTHE	0	
Total Votes Cast	0	

UOR350

STATISTICS

	TOTAL
Registered Voters - Total	0
Registered Voters - Republican	0
Registered Voters - Nonpartisan	0
Ballots Cast - Total	0
Ballots Cast - Republican	0
Ballots Cast - Nonpartisan	0
Ballots Cast - Blank	0
Voter Turnout - Total	0.00%
Voter Turnout - Republican	0.00%
Voter Turnout - Nonpartisan	0.00%

Republican for US Senate

Vote For 1

	TOTAL	VOTE %
JOHN CURTIS	0	
JASON J. WALTON	0	
BRAD WILSON	0	
TRENT STAGGS	0	
Total Votes Cast	0	

Republican for US House 3

Vote For 1

	TOTAL	VOTE %
JR BIRD	0	
MIKE KENNEDY	0	
CASE LAWRENCE	0	
STEWART PEAY	0	
JOHN "FRUGAL" DOUGALL	0	
Total Votes Cast	0	

UOR350

Republican for Governor

Vote For 1

	TOTAL	VOTE %
SPENCER J. COX DEIDRE M.	0	
PHIL LYMAN NATALIE CLAWSON	0	
Total Votes Cast	0	

Republican for Attorney General

Vote For 1

	TOTAL	VOTE %
DEREK BROWN	0	
FRANK DEMCY MYLAR	0	
RACHEL TERRY	0	
Total Votes Cast	0	

Republican for State Auditor

Vote For 1

	TOTAL	VOTE %
TINA CANNON	0	
RICKY HATCH	0	
Total Votes Cast	0	

UOR360

STATISTICS

	TOTAL
Registered Voters - Total	0
Registered Voters - Republican	0
Registered Voters - Nonpartisan	0
Ballots Cast - Total	0
Ballots Cast - Republican	0
Ballots Cast - Nonpartisan	0
Ballots Cast - Blank	0
Voter Turnout - Total	0.00%
Voter Turnout - Republican	0.00%
Voter Turnout - Nonpartisan	0.00%

Republican for US Senate

Vote For 1

	TOTAL	VOTE %
JOHN CURTIS	0	
JASON J. WALTON	0	
BRAD WILSON	0	
TRENT STAGGS	0	
Total Votes Cast	0	

Republican for US House 3

Vote For 1

	TOTAL	VOTE %
JR BIRD	0	
MIKE KENNEDY	0	
CASE LAWRENCE	0	
STEWART PEAY	0	
JOHN "FRUGAL" DOUGALL	0	
Total Votes Cast	0	

UOR360

Republican for Governor

Vote For 1

	TOTAL	VOTE %
SPENCER J. COX DEIDRE M.	0	
PHIL LYMAN NATALIE CLAWSON	0	
Total Votes Cast	0	

Republican for Attorney General

Vote For 1

	TOTAL	VOTE %
DEREK BROWN	0	
FRANK DEMCY MYLAR	0	
RACHEL TERRY	0	
Total Votes Cast	0	

Republican for State Auditor

Vote For 1

	TOTAL	VOTE %
TINA CANNON	0	
RICKY HATCH	0	
Total Votes Cast	0	

Republican for State House 61

Vote For 1

	TOTAL	VOTE %
LISA SHEPHERD	0	
TRAVIS HOBAN	0	
Total Votes Cast	0	

UPA401

STATISTICS

	TOTAL
Registered Voters - Total	70
Registered Voters - Republican	56
Registered Voters - Nonpartisan	14
Ballots Cast - Total	34
Ballots Cast - Republican	33
Ballots Cast - Nonpartisan	1
Ballots Cast - Blank	0
Voter Turnout - Total	48.57%
Voter Turnout - Republican	58.93%
Voter Turnout - Nonpartisan	7.14%

Republican for US Senate

Vote For 1

	TOTAL	VOTE %
JOHN CURTIS	23	69.70%
JASON J. WALTON	4	12.12%
TRENT STAGGS	4	12.12%
BRAD WILSON	2	6.06%
Total Votes Cast	33	100.00%

Republican for Governor

Vote For 1

	TOTAL	VOTE %
PHIL LYMAN NATALIE CLAWSON	17	51.52%
SPENCER J. COX DEIDRE M.	16	48.48%
Total Votes Cast	33	100.00%

UPA401

Republican for Attorney General

Vote For 1

	TOTAL	VOTE %
DEREK BROWN	18	58.06%
RACHEL TERRY	7	22.58%
FRANK DEMCY MYLAR	6	19.35%
Total Votes Cast	31	100.00%

Republican for State Auditor

Vote For 1

	TOTAL	VOTE %
TINA CANNON	14	53.85%
RICKY HATCH	12	46.15%
Total Votes Cast	26	100.00%

Republican for State School Board 13

Vote For 1

	TOTAL	VOTE %
RANDY BOOTHE	17	53.12%
CARI BARTHOLOMEW	15	46.88%
Total Votes Cast	32	100.00%

School Board Nebo 7

Vote For 1

	TOTAL	VOTE %
B. SCOTT WILSON	22	70.97%
JASON V. SLACK	6	19.35%
CARMA HEIMULI	3	9.68%
Total Votes Cast	31	100.00%

UPA408

STATISTICS

	TOTAL
Registered Voters - Total	90
Registered Voters - Republican	68
Registered Voters - Nonpartisan	22
Ballots Cast - Total	42
Ballots Cast - Republican	41
Ballots Cast - Nonpartisan	1
Ballots Cast - Blank	0
Voter Turnout - Total	46.67%
Voter Turnout - Republican	60.29%
Voter Turnout - Nonpartisan	4.55%

Republican for US Senate

Vote For 1

	TOTAL	VOTE %
JOHN CURTIS	16	39.02%
TRENT STAGGS	10	24.39%
JASON J. WALTON	8	19.51%
BRAD WILSON	7	17.07%
Total Votes Cast	41	100.00%

Republican for Governor

Vote For 1

	TOTAL	VOTE %
SPENCER J. COX DEIDRE M.	23	56.10%
PHIL LYMAN NATALIE CLAWSON	18	43.90%
Total Votes Cast	41	100.00%

UPA408

Republican for Attorney General

Vote For 1

	TOTAL	VOTE %
DEREK BROWN	25	60.98%
FRANK DEMCY MYLAR	9	21.95%
RACHEL TERRY	7	17.07%
Total Votes Cast	41	100.00%

Republican for State Auditor

Vote For 1

	TOTAL	VOTE %
RICKY HATCH	21	53.85%
TINA CANNON	18	46.15%
Total Votes Cast	39	100.00%

School Board Nebo 7

Vote For 1

	TOTAL	VOTE %
B. SCOTT WILSON	24	61.54%
CARMA HEIMULI	10	25.64%
JASON V. SLACK	5	12.82%
Total Votes Cast	39	100.00%

UPC301

STATISTICS

	TOTAL
Registered Voters - Total	99
Registered Voters - Republican	99
Registered Voters - Nonpartisan	0
Ballots Cast - Total	61
Ballots Cast - Republican	61
Ballots Cast - Nonpartisan	0
Ballots Cast - Blank	0
Voter Turnout - Total	61.62%
Voter Turnout - Republican	61.62%
Voter Turnout - Nonpartisan	0.00%

Republican for US Senate

Vote For 1

	TOTAL	VOTE %
TRENT STAGGS	27	44.26%
JOHN CURTIS	24	39.34%
BRAD WILSON	7	11.48%
JASON J. WALTON	3	4.92%
Total Votes Cast	61	100.00%

Republican for US House 3

Vote For 1

	TOTAL	VOTE %
MIKE KENNEDY	29	48.33%
CASE LAWRENCE	11	18.33%
STEWART PEAY	8	13.33%
JR BIRD	6	10.00%
JOHN "FRUGAL" DOUGALL	6	10.00%
Total Votes Cast	60	100.00%

UPC301

Republican for Governor

Vote For 1

	TOTAL	VOTE %
PHIL LYMAN NATALIE CLAWSON	37	60.66%
SPENCER J. COX DEIDRE M.	24	39.34%
Total Votes Cast	61	100.00%

Republican for Attorney General

Vote For 1

	TOTAL	VOTE %
DEREK BROWN	23	41.07%
FRANK DEMCY MYLAR	22	39.29%
RACHEL TERRY	11	19.64%
Total Votes Cast	56	100.00%

Republican for State Auditor

Vote For 1

	TOTAL	VOTE %
TINA CANNON	35	66.04%
RICKY HATCH	18	33.96%
Total Votes Cast	53	100.00%

Republican for State House 58

Vote For 1

	TOTAL	VOTE %
DAVID SHALLENBERGER	43	71.67%
HOLLY SWEETEN	17	28.33%
Total Votes Cast	60	100.00%

UPC302

STATISTICS

	TOTAL
Registered Voters - Total	117
Registered Voters - Republican	67
Registered Voters - Nonpartisan	50
Ballots Cast - Total	31
Ballots Cast - Republican	22
Ballots Cast - Nonpartisan	9
Ballots Cast - Blank	0
Voter Turnout - Total	26.50%
Voter Turnout - Republican	32.84%
Voter Turnout - Nonpartisan	18.00%

Republican for US Senate

Vote For 1

	TOTAL	VOTE %
JOHN CURTIS	18	81.82%
TRENT STAGGS	2	9.09%
JASON J. WALTON	1	4.55%
BRAD WILSON	1	4.55%
Total Votes Cast	22	100.00%

Republican for US House 3

Vote For 1

	TOTAL	VOTE %
CASE LAWRENCE	9	42.86%
STEWART PEAY	7	33.33%
MIKE KENNEDY	4	19.05%
JR BIRD	1	4.76%
JOHN "FRUGAL" DOUGALL	0	0.00%
Total Votes Cast	21	100.00%

UPC302

Republican for Governor

Vote For 1

	TOTAL	VOTE %
SPENCER J. COX DEIDRE M.	18	85.71%
PHIL LYMAN NATALIE CLAWSON	3	14.29%
Total Votes Cast	21	100.00%

Republican for Attorney General

Vote For 1

	TOTAL	VOTE %
DEREK BROWN	11	55.00%
RACHEL TERRY	6	30.00%
FRANK DEMCY MYLAR	3	15.00%
Total Votes Cast	20	100.00%

Republican for State Auditor

Vote For 1

	TOTAL	VOTE %
TINA CANNON	12	66.67%
RICKY HATCH	6	33.33%
Total Votes Cast	18	100.00%

Republican for State House 58

Vote For 1

	TOTAL	VOTE %
DAVID SHALLENBERGER	14	77.78%
HOLLY SWEETEN	4	22.22%
Total Votes Cast	18	100.00%

UPC302

School Board Alpine 5

Vote For 1

	TOTAL	VOTE %
MARK CLEMENT	8	50.00%
TRACY MCMILLAN	4	25.00%
JOHN T. GADD	4	25.00%
Total Votes Cast	16	100.00%

UPM301

STATISTICS

	TOTAL
Registered Voters - Total	13
Registered Voters - Republican	13
Registered Voters - Nonpartisan	0
Ballots Cast - Total	2
Ballots Cast - Republican	2
Ballots Cast - Nonpartisan	0
Ballots Cast - Blank	0
Voter Turnout - Total	15.38%
Voter Turnout - Republican	15.38%
Voter Turnout - Nonpartisan	0.00%

Republican for US Senate

Vote For 1

	TOTAL	VOTE %
JASON J. WALTON	2	100.00%
JOHN CURTIS	0	0.00%
BRAD WILSON	0	0.00%
TRENT STAGGS	0	0.00%
Total Votes Cast	2	100.00%

Republican for US House 3

Vote For 1

	TOTAL	VOTE %
MIKE KENNEDY	2	100.00%
JR BIRD	0	0.00%
CASE LAWRENCE	0	0.00%
STEWART PEAY	0	0.00%
JOHN "FRUGAL" DOUGALL	0	0.00%
Total Votes Cast	2	100.00%

UPM301

Republican for Governor

Vote For 1

	TOTAL	VOTE %
PHIL LYMAN NATALIE CLAWSON	2	100.00%
SPENCER J. COX DEIDRE M.	0	0.00%
Total Votes Cast	2	100.00%

Republican for Attorney General

Vote For 1

	TOTAL	VOTE %
DEREK BROWN	2	100.00%
FRANK DEMCY MYLAR	0	0.00%
RACHEL TERRY	0	0.00%
Total Votes Cast	2	100.00%

Republican for State Auditor

Vote For 1

	TOTAL	VOTE %
RICKY HATCH	2	100.00%
TINA CANNON	0	0.00%
Total Votes Cast	2	100.00%

Republican for State School Board 13

Vote For 1

	TOTAL	VOTE %
RANDY BOOTHE	2	100.00%
CARI BARTHOLOMEW	0	0.00%
Total Votes Cast	2	100.00%

UPM402

STATISTICS

	TOTAL
Registered Voters - Total	222
Registered Voters - Republican	222
Registered Voters - Nonpartisan	0
Ballots Cast - Total	108
Ballots Cast - Republican	108
Ballots Cast - Nonpartisan	0
Ballots Cast - Blank	0
Voter Turnout - Total	48.65%
Voter Turnout - Republican	48.65%
Voter Turnout - Nonpartisan	0.00%

Republican for US Senate

Vote For 1

	TOTAL	VOTE %
JOHN CURTIS	56	51.85%
TRENT STAGGS	41	37.96%
BRAD WILSON	10	9.26%
JASON J. WALTON	1	0.93%
Total Votes Cast	108	100.00%

Republican for Governor

Vote For 1

	TOTAL	VOTE %
PHIL LYMAN NATALIE CLAWSON	69	63.89%
SPENCER J. COX DEIDRE M.	39	36.11%
Total Votes Cast	108	100.00%

UPM402

Republican for Attorney General

Vote For 1

	TOTAL	VOTE %
DEREK BROWN	63	58.88%
FRANK DEMCY MYLAR	25	23.36%
RACHEL TERRY	19	17.76%
Total Votes Cast	107	100.00%

Republican for State Auditor

Vote For 1

	TOTAL	VOTE %
TINA CANNON	54	50.94%
RICKY HATCH	52	49.06%
Total Votes Cast	106	100.00%

Republican for State School Board 13

Vote For 1

	TOTAL	VOTE %
CARI BARTHOLOMEW	55	51.40%
RANDY BOOTHE	52	48.60%
Total Votes Cast	107	100.00%

UPR304

STATISTICS

	TOTAL
Registered Voters - Total	5
Registered Voters - Republican	5
Registered Voters - Nonpartisan	0
Ballots Cast - Total	2
Ballots Cast - Republican	2
Ballots Cast - Nonpartisan	0
Ballots Cast - Blank	0
Voter Turnout - Total	40.00%
Voter Turnout - Republican	40.00%
Voter Turnout - Nonpartisan	0.00%

Republican for US Senate

Vote For 1

	TOTAL	VOTE %
JASON J. WALTON	1	50.00%
TRENT STAGGS	1	50.00%
JOHN CURTIS	0	0.00%
BRAD WILSON	0	0.00%
Total Votes Cast	2	100.00%

Republican for US House 3

Vote For 1

	TOTAL	VOTE %
CASE LAWRENCE	2	100.00%
JR BIRD	0	0.00%
MIKE KENNEDY	0	0.00%
STEWART PEAY	0	0.00%
JOHN "FRUGAL" DOUGALL	0	0.00%
Total Votes Cast	2	100.00%

UPR304

Republican for Governor

Vote For 1

	TOTAL	VOTE %
SPENCER J. COX DEIDRE M.	1	50.00%
PHIL LYMAN NATALIE CLAWSON	1	50.00%
Total Votes Cast	2	100.00%

Republican for Attorney General

Vote For 1

	TOTAL	VOTE %
DEREK BROWN	2	100.00%
FRANK DEMCY MYLAR	0	0.00%
RACHEL TERRY	0	0.00%
Total Votes Cast	2	100.00%

Republican for State Auditor

Vote For 1

	TOTAL	VOTE %
TINA CANNON	2	100.00%
RICKY HATCH	0	0.00%
Total Votes Cast	2	100.00%

Republican for State House 58

Vote For 1

	TOTAL	VOTE %
HOLLY SWEETEN	1	50.00%
DAVID SHALLENBERGER	1	50.00%
Total Votes Cast	2	100.00%

UPR304

Republican for State School Board 13

Vote For 1

	TOTAL	VOTE %
CARI BARTHOLOMEW	2	100.00%
RANDY BOOTHE	0	0.00%
Total Votes Cast	2	100.00%

UPR364

STATISTICS

	TOTAL
Registered Voters - Total	0
Registered Voters - Republican	0
Registered Voters - Nonpartisan	0
Ballots Cast - Total	0
Ballots Cast - Republican	0
Ballots Cast - Nonpartisan	0
Ballots Cast - Blank	0
Voter Turnout - Total	0.00%
Voter Turnout - Republican	0.00%
Voter Turnout - Nonpartisan	0.00%

Republican for US Senate

Vote For 1

	TOTAL	VOTE %
JOHN CURTIS	0	
JASON J. WALTON	0	
BRAD WILSON	0	
TRENT STAGGS	0	
Total Votes Cast	0	

Republican for US House 3

Vote For 1

	TOTAL	VOTE %
JR BIRD	0	
MIKE KENNEDY	0	
CASE LAWRENCE	0	
STEWART PEAY	0	
JOHN "FRUGAL" DOUGALL	0	
Total Votes Cast	0	

UPR364

Republican for Governor

Vote For 1

	TOTAL	VOTE %
SPENCER J. COX DEIDRE M.	0	
PHIL LYMAN NATALIE CLAWSON	0	
Total Votes Cast	0	

Republican for Attorney General

Vote For 1

	TOTAL	VOTE %
DEREK BROWN	0	
FRANK DEMCY MYLAR	0	
RACHEL TERRY	0	
Total Votes Cast	0	

Republican for State Auditor

Vote For 1

	TOTAL	VOTE %
TINA CANNON	0	
RICKY HATCH	0	
Total Votes Cast	0	

Republican for State School Board 13

Vote For 1

	TOTAL	VOTE %
CARI BARTHOLOMEW	0	
RANDY BOOTHE	0	
Total Votes Cast	0	

USA401

STATISTICS

	TOTAL
Registered Voters - Total	36
Registered Voters - Republican	36
Registered Voters - Nonpartisan	0
Ballots Cast - Total	17
Ballots Cast - Republican	17
Ballots Cast - Nonpartisan	0
Ballots Cast - Blank	0
Voter Turnout - Total	47.22%
Voter Turnout - Republican	47.22%
Voter Turnout - Nonpartisan	0.00%

Republican for US Senate

Vote For 1

	TOTAL	VOTE %
TRENT STAGGS	8	47.06%
JOHN CURTIS	7	41.18%
JASON J. WALTON	2	11.76%
BRAD WILSON	0	0.00%
Total Votes Cast	17	100.00%

Republican for Governor

Vote For 1

	TOTAL	VOTE %
PHIL LYMAN NATALIE CLAWSON	11	64.71%
SPENCER J. COX DEIDRE M.	6	35.29%
Total Votes Cast	17	100.00%

USA401

Republican for Attorney General

Vote For 1

	TOTAL	VOTE %
DEREK BROWN	6	37.50%
RACHEL TERRY	6	37.50%
FRANK DEMCY MYLAR	4	25.00%
Total Votes Cast	16	100.00%

Republican for State Auditor

Vote For 1

	TOTAL	VOTE %
RICKY HATCH	11	68.75%
TINA CANNON	5	31.25%
Total Votes Cast	16	100.00%

Republican for State School Board 13

Vote For 1

	TOTAL	VOTE %
CARI BARTHOLOMEW	11	64.71%
RANDY BOOTHE	6	35.29%
Total Votes Cast	17	100.00%

USA402

STATISTICS

	TOTAL
Registered Voters - Total	109
Registered Voters - Republican	109
Registered Voters - Nonpartisan	0
Ballots Cast - Total	51
Ballots Cast - Republican	51
Ballots Cast - Nonpartisan	0
Ballots Cast - Blank	0
Voter Turnout - Total	46.79%
Voter Turnout - Republican	46.79%
Voter Turnout - Nonpartisan	0.00%

Republican for US Senate

Vote For 1

	TOTAL	VOTE %
JOHN CURTIS	18	35.29%
TRENT STAGGS	18	35.29%
BRAD WILSON	14	27.45%
JASON J. WALTON	1	1.96%
Total Votes Cast	51	100.00%

Republican for Governor

Vote For 1

	TOTAL	VOTE %
PHIL LYMAN NATALIE CLAWSON	35	68.63%
SPENCER J. COX DEIDRE M.	16	31.37%
Total Votes Cast	51	100.00%

USA402

Republican for Attorney General

Vote For 1

	TOTAL	VOTE %
FRANK DEMCY MYLAR	19	40.43%
DEREK BROWN	18	38.30%
RACHEL TERRY	10	21.28%
Total Votes Cast	47	100.00%

Republican for State Auditor

Vote For 1

	TOTAL	VOTE %
TINA CANNON	25	50.00%
RICKY HATCH	25	50.00%
Total Votes Cast	50	100.00%

Republican for State School Board 13

Vote For 1

	TOTAL	VOTE %
CARI BARTHOLOMEW	33	68.75%
RANDY BOOTHE	15	31.25%
Total Votes Cast	48	100.00%

USF402

STATISTICS

	TOTAL
Registered Voters - Total	0
Registered Voters - Republican	0
Registered Voters - Nonpartisan	0
Ballots Cast - Total	0
Ballots Cast - Republican	0
Ballots Cast - Nonpartisan	0
Ballots Cast - Blank	0
Voter Turnout - Total	0.00%
Voter Turnout - Republican	0.00%
Voter Turnout - Nonpartisan	0.00%

Republican for US Senate

Vote For 1

	TOTAL	VOTE %
JOHN CURTIS	0	
JASON J. WALTON	0	
BRAD WILSON	0	
TRENT STAGGS	0	
Total Votes Cast	0	

Republican for Governor

Vote For 1

	TOTAL	VOTE %
SPENCER J. COX DEIDRE M.	0	
PHIL LYMAN NATALIE CLAWSON	0	
Total Votes Cast	0	

USF402

Republican for Attorney General

Vote For 1

	TOTAL	VOTE %
DEREK BROWN	0	
FRANK DEMCY MYLAR	0	
RACHEL TERRY	0	
Total Votes Cast	0	

Republican for State Auditor

Vote For 1

	TOTAL	VOTE %
TINA CANNON	0	
RICKY HATCH	0	
Total Votes Cast	0	

Republican for State School Board 13

Vote For 1

	TOTAL	VOTE %
CARI BARTHOLOMEW	0	
RANDY BOOTHE	0	
Total Votes Cast	0	

USF411

STATISTICS

	TOTAL
Registered Voters - Total	2
Registered Voters - Republican	2
Registered Voters - Nonpartisan	0
Ballots Cast - Total	2
Ballots Cast - Republican	2
Ballots Cast - Nonpartisan	0
Ballots Cast - Blank	0
Voter Turnout - Total	100.00%
Voter Turnout - Republican	100.00%
Voter Turnout - Nonpartisan	0.00%

Republican for US Senate

Vote For 1

	TOTAL	VOTE %
JOHN CURTIS	2	100.00%
JASON J. WALTON	0	0.00%
BRAD WILSON	0	0.00%
TRENT STAGGS	0	0.00%
Total Votes Cast	2	100.00%

Republican for Governor

Vote For 1

	TOTAL	VOTE %
SPENCER J. COX DEIDRE M.	2	100.00%
PHIL LYMAN NATALIE CLAWSON	0	0.00%
Total Votes Cast	2	100.00%

USF411

Republican for Attorney General

Vote For 1

	TOTAL	VOTE %
DEREK BROWN	2	100.00%
FRANK DEMCY MYLAR	0	0.00%
RACHEL TERRY	0	0.00%
Total Votes Cast	2	100.00%

Republican for State Auditor

Vote For 1

	TOTAL	VOTE %
RICKY HATCH	2	100.00%
TINA CANNON	0	0.00%
Total Votes Cast	2	100.00%

Republican for State School Board 13

Vote For 1

	TOTAL	VOTE %
RANDY BOOTHE	2	100.00%
CARI BARTHOLOMEW	0	0.00%
Total Votes Cast	2	100.00%

USF421

STATISTICS

	TOTAL
Registered Voters - Total	103
Registered Voters - Republican	103
Registered Voters - Nonpartisan	0
Ballots Cast - Total	52
Ballots Cast - Republican	52
Ballots Cast - Nonpartisan	0
Ballots Cast - Blank	0
Voter Turnout - Total	50.49%
Voter Turnout - Republican	50.49%
Voter Turnout - Nonpartisan	0.00%

Republican for US Senate

Vote For 1

	TOTAL	VOTE %
JOHN CURTIS	30	57.69%
TRENT STAGGS	13	25.00%
BRAD WILSON	7	13.46%
JASON J. WALTON	2	3.85%
Total Votes Cast	52	100.00%

Republican for Governor

Vote For 1

	TOTAL	VOTE %
SPENCER J. COX DEIDRE M.	28	53.85%
PHIL LYMAN NATALIE CLAWSON	24	46.15%
Total Votes Cast	52	100.00%

USF421

Republican for Attorney General

Vote For 1

	TOTAL	VOTE %
DEREK BROWN	26	50.98%
RACHEL TERRY	14	27.45%
FRANK DEMCY MYLAR	11	21.57%
Total Votes Cast	51	100.00%

Republican for State Auditor

Vote For 1

	TOTAL	VOTE %
TINA CANNON	35	68.63%
RICKY HATCH	16	31.37%
Total Votes Cast	51	100.00%

Republican for State School Board 13

Vote For 1

	TOTAL	VOTE %
RANDY BOOTHE	29	59.18%
CARI BARTHOLOMEW	20	40.82%
Total Votes Cast	49	100.00%

USL401

STATISTICS

	TOTAL
Registered Voters - Total	260
Registered Voters - Republican	260
Registered Voters - Nonpartisan	0
Ballots Cast - Total	139
Ballots Cast - Republican	139
Ballots Cast - Nonpartisan	0
Ballots Cast - Blank	0
Voter Turnout - Total	53.46%
Voter Turnout - Republican	53.46%
Voter Turnout - Nonpartisan	0.00%

Republican for US Senate

Vote For 1

	TOTAL	VOTE %
TRENT STAGGS	60	43.17%
JOHN CURTIS	53	38.13%
JASON J. WALTON	16	11.51%
BRAD WILSON	10	7.19%
Total Votes Cast	139	100.00%

Republican for Governor

Vote For 1

	TOTAL	VOTE %
PHIL LYMAN NATALIE CLAWSON	96	69.06%
SPENCER J. COX DEIDRE M.	43	30.94%
Total Votes Cast	139	100.00%

USL401

Republican for Attorney General

Vote For 1

	TOTAL	VOTE %
FRANK DEMCY MYLAR	55	40.74%
DEREK BROWN	48	35.56%
RACHEL TERRY	32	23.70%
Total Votes Cast	135	100.00%

Republican for State Auditor

Vote For 1

	TOTAL	VOTE %
TINA CANNON	97	71.85%
RICKY HATCH	38	28.15%
Total Votes Cast	135	100.00%

USQ401

STATISTICS

	TOTAL
Registered Voters - Total	17
Registered Voters - Republican	17
Registered Voters - Nonpartisan	0
Ballots Cast - Total	9
Ballots Cast - Republican	9
Ballots Cast - Nonpartisan	0
Ballots Cast - Blank	0
Voter Turnout - Total	52.94%
Voter Turnout - Republican	52.94%
Voter Turnout - Nonpartisan	0.00%

Republican for US Senate

Vote For 1

	TOTAL	VOTE %
JOHN CURTIS	6	66.67%
BRAD WILSON	3	33.33%
JASON J. WALTON	0	0.00%
TRENT STAGGS	0	0.00%
Total Votes Cast	9	100.00%

Republican for Governor

Vote For 1

	TOTAL	VOTE %
SPENCER J. COX DEIDRE M.	7	77.78%
PHIL LYMAN NATALIE CLAWSON	2	22.22%
Total Votes Cast	9	100.00%

USQ401

Republican for Attorney General

Vote For 1

	TOTAL	VOTE %
FRANK DEMCY MYLAR	5	55.56%
DEREK BROWN	2	22.22%
RACHEL TERRY	2	22.22%
Total Votes Cast	9	100.00%

Republican for State Auditor

Vote For 1

	TOTAL	VOTE %
TINA CANNON	5	55.56%
RICKY HATCH	4	44.44%
Total Votes Cast	9	100.00%

UWM401

STATISTICS

	TOTAL
Registered Voters - Total	72
Registered Voters - Republican	72
Registered Voters - Nonpartisan	0
Ballots Cast - Total	22
Ballots Cast - Republican	22
Ballots Cast - Nonpartisan	0
Ballots Cast - Blank	0
Voter Turnout - Total	30.56%
Voter Turnout - Republican	30.56%
Voter Turnout - Nonpartisan	0.00%

Republican for US Senate

Vote For 1

	TOTAL	VOTE %
JOHN CURTIS	10	45.45%
TRENT STAGGS	7	31.82%
BRAD WILSON	5	22.73%
JASON J. WALTON	0	0.00%
Total Votes Cast	22	100.00%

Republican for Governor

Vote For 1

	TOTAL	VOTE %
SPENCER J. COX DEIDRE M.	11	50.00%
PHIL LYMAN NATALIE CLAWSON	11	50.00%
Total Votes Cast	22	100.00%

UWM401

Republican for Attorney General

Vote For 1

	TOTAL	VOTE %
DEREK BROWN	10	45.45%
FRANK DEMCY MYLAR	8	36.36%
RACHEL TERRY	4	18.18%
Total Votes Cast	22	100.00%

Republican for State Auditor

Vote For 1

	TOTAL	VOTE %
TINA CANNON	13	68.42%
RICKY HATCH	6	31.58%
Total Votes Cast	19	100.00%

UWM402

STATISTICS

	TOTAL
Registered Voters - Total	837
Registered Voters - Republican	837
Registered Voters - Nonpartisan	0
Ballots Cast - Total	382
Ballots Cast - Republican	382
Ballots Cast - Nonpartisan	0
Ballots Cast - Blank	0
Voter Turnout - Total	45.64%
Voter Turnout - Republican	45.64%
Voter Turnout - Nonpartisan	0.00%

Republican for US Senate

Vote For 1

	TOTAL	VOTE %
JOHN CURTIS	163	43.12%
TRENT STAGGS	155	41.01%
BRAD WILSON	31	8.20%
JASON J. WALTON	29	7.67%
Total Votes Cast	378	100.00%

Republican for Governor

Vote For 1

	TOTAL	VOTE %
PHIL LYMAN NATALIE CLAWSON	228	59.69%
SPENCER J. COX DEIDRE M.	154	40.31%
Total Votes Cast	382	100.00%

UWM402

Republican for Attorney General

Vote For 1

	TOTAL	VOTE %
DEREK BROWN	167	45.26%
RACHEL TERRY	103	27.91%
FRANK DEMCY MYLAR	99	26.83%
Total Votes Cast	369	100.00%

Republican for State Auditor

Vote For 1

	TOTAL	VOTE %
TINA CANNON	219	60.83%
RICKY HATCH	141	39.17%
Total Votes Cast	360	100.00%

VI301

STATISTICS

	TOTAL
Registered Voters - Total	228
Registered Voters - Republican	228
Registered Voters - Nonpartisan	0
Ballots Cast - Total	33
Ballots Cast - Republican	33
Ballots Cast - Nonpartisan	0
Ballots Cast - Blank	0
Voter Turnout - Total	14.47%
Voter Turnout - Republican	14.47%
Voter Turnout - Nonpartisan	0.00%

Republican for US Senate

Vote For 1

	TOTAL	VOTE %
TRENT STAGGS	18	54.55%
JOHN CURTIS	14	42.42%
JASON J. WALTON	1	3.03%
BRAD WILSON	0	0.00%
Total Votes Cast	33	100.00%

Republican for US House 3

Vote For 1

	TOTAL	VOTE %
MIKE KENNEDY	14	43.75%
CASE LAWRENCE	7	21.88%
JR BIRD	5	15.62%
JOHN "FRUGAL" DOUGALL	4	12.50%
STEWART PEAY	2	6.25%
Total Votes Cast	32	100.00%

VI301

Republican for Governor

Vote For 1

	TOTAL	VOTE %
PHIL LYMAN NATALIE CLAWSON	18	56.25%
SPENCER J. COX DEIDRE M.	14	43.75%
Total Votes Cast	32	100.00%

Republican for Attorney General

Vote For 1

	TOTAL	VOTE %
DEREK BROWN	12	36.36%
FRANK DEMCY MYLAR	12	36.36%
RACHEL TERRY	9	27.27%
Total Votes Cast	33	100.00%

Republican for State Auditor

Vote For 1

	TOTAL	VOTE %
RICKY HATCH	20	60.61%
TINA CANNON	13	39.39%
Total Votes Cast	33	100.00%

VI302

STATISTICS

	TOTAL
Registered Voters - Total	327
Registered Voters - Republican	327
Registered Voters - Nonpartisan	0
Ballots Cast - Total	72
Ballots Cast - Republican	72
Ballots Cast - Nonpartisan	0
Ballots Cast - Blank	0
Voter Turnout - Total	22.02%
Voter Turnout - Republican	22.02%
Voter Turnout - Nonpartisan	0.00%

Republican for US Senate

Vote For 1

	TOTAL	VOTE %
JOHN CURTIS	30	42.25%
TRENT STAGGS	27	38.03%
JASON J. WALTON	7	9.86%
BRAD WILSON	7	9.86%
Total Votes Cast	71	100.00%

Republican for US House 3

Vote For 1

	TOTAL	VOTE %
MIKE KENNEDY	25	35.21%
CASE LAWRENCE	14	19.72%
JR BIRD	11	15.49%
STEWART PEAY	11	15.49%
JOHN "FRUGAL" DOUGALL	10	14.08%
Total Votes Cast	71	100.00%

VI302

Republican for Governor

Vote For 1

	TOTAL	VOTE %
PHIL LYMAN NATALIE CLAWSON	40	55.56%
SPENCER J. COX DEIDRE M.	32	44.44%
Total Votes Cast	72	100.00%

Republican for Attorney General

Vote For 1

	TOTAL	VOTE %
FRANK DEMCY MYLAR	26	37.14%
DEREK BROWN	24	34.29%
RACHEL TERRY	20	28.57%
Total Votes Cast	70	100.00%

Republican for State Auditor

Vote For 1

	TOTAL	VOTE %
TINA CANNON	37	52.86%
RICKY HATCH	33	47.14%
Total Votes Cast	70	100.00%

VI303

STATISTICS

	TOTAL
Registered Voters - Total	436
Registered Voters - Republican	436
Registered Voters - Nonpartisan	0
Ballots Cast - Total	211
Ballots Cast - Republican	211
Ballots Cast - Nonpartisan	0
Ballots Cast - Blank	0
Voter Turnout - Total	48.39%
Voter Turnout - Republican	48.39%
Voter Turnout - Nonpartisan	0.00%

Republican for US Senate

Vote For 1

	TOTAL	VOTE %
JOHN CURTIS	107	50.95%
TRENT STAGGS	76	36.19%
BRAD WILSON	21	10.00%
JASON J. WALTON	6	2.86%
Total Votes Cast	210	100.00%

Republican for US House 3

Vote For 1

	TOTAL	VOTE %
MIKE KENNEDY	91	44.17%
CASE LAWRENCE	59	28.64%
JR BIRD	24	11.65%
STEWART PEAY	18	8.74%
JOHN "FRUGAL" DOUGALL	14	6.80%
Total Votes Cast	206	100.00%

VI303

Republican for Governor

Vote For 1

	TOTAL	VOTE %
SPENCER J. COX DEIDRE M.	109	52.15%
PHIL LYMAN NATALIE CLAWSON	100	47.85%
Total Votes Cast	209	100.00%

Republican for Attorney General

Vote For 1

	TOTAL	VOTE %
DEREK BROWN	90	44.12%
FRANK DEMCY MYLAR	58	28.43%
RACHEL TERRY	56	27.45%
Total Votes Cast	204	100.00%

Republican for State Auditor

Vote For 1

	TOTAL	VOTE %
TINA CANNON	112	57.44%
RICKY HATCH	83	42.56%
Total Votes Cast	195	100.00%

VI304

STATISTICS

	TOTAL
Registered Voters - Total	416
Registered Voters - Republican	416
Registered Voters - Nonpartisan	0
Ballots Cast - Total	134
Ballots Cast - Republican	134
Ballots Cast - Nonpartisan	0
Ballots Cast - Blank	0
Voter Turnout - Total	32.21%
Voter Turnout - Republican	32.21%
Voter Turnout - Nonpartisan	0.00%

Republican for US Senate

Vote For 1

	TOTAL	VOTE %
TRENT STAGGS	61	45.52%
JOHN CURTIS	57	42.54%
BRAD WILSON	9	6.72%
JASON J. WALTON	7	5.22%
Total Votes Cast	134	100.00%

Republican for US House 3

Vote For 1

	TOTAL	VOTE %
MIKE KENNEDY	63	47.01%
CASE LAWRENCE	41	30.60%
JOHN "FRUGAL" DOUGALL	14	10.45%
STEWART PEAY	12	8.96%
JR BIRD	4	2.99%
Total Votes Cast	134	100.00%

VI304

Republican for Governor

Vote For 1

	TOTAL	VOTE %
SPENCER J. COX DEIDRE M.	70	52.24%
PHIL LYMAN NATALIE CLAWSON	64	47.76%
Total Votes Cast	134	100.00%

Republican for Attorney General

Vote For 1

	TOTAL	VOTE %
DEREK BROWN	48	37.21%
RACHEL TERRY	43	33.33%
FRANK DEMCY MYLAR	38	29.46%
Total Votes Cast	129	100.00%

Republican for State Auditor

Vote For 1

	TOTAL	VOTE %
TINA CANNON	65	51.59%
RICKY HATCH	61	48.41%
Total Votes Cast	126	100.00%

VI305

STATISTICS

	TOTAL
Registered Voters - Total	285
Registered Voters - Republican	285
Registered Voters - Nonpartisan	0
Ballots Cast - Total	63
Ballots Cast - Republican	63
Ballots Cast - Nonpartisan	0
Ballots Cast - Blank	0
Voter Turnout - Total	22.11%
Voter Turnout - Republican	22.11%
Voter Turnout - Nonpartisan	0.00%

Republican for US Senate

Vote For 1

	TOTAL	VOTE %
TRENT STAGGS	25	40.32%
JOHN CURTIS	22	35.48%
JASON J. WALTON	8	12.90%
BRAD WILSON	7	11.29%
Total Votes Cast	62	100.00%

Republican for US House 3

Vote For 1

	TOTAL	VOTE %
MIKE KENNEDY	25	39.68%
CASE LAWRENCE	16	25.40%
JR BIRD	13	20.63%
JOHN "FRUGAL" DOUGALL	5	7.94%
STEWART PEAY	4	6.35%
Total Votes Cast	63	100.00%

VI305

Republican for Governor

Vote For 1

	TOTAL	VOTE %
PHIL LYMAN NATALIE CLAWSON	39	61.90%
SPENCER J. COX DEIDRE M.	24	38.10%
Total Votes Cast	63	100.00%

Republican for Attorney General

Vote For 1

	TOTAL	VOTE %
DEREK BROWN	24	39.34%
FRANK DEMCY MYLAR	22	36.07%
RACHEL TERRY	15	24.59%
Total Votes Cast	61	100.00%

Republican for State Auditor

Vote For 1

	TOTAL	VOTE %
TINA CANNON	44	70.97%
RICKY HATCH	18	29.03%
Total Votes Cast	62	100.00%

VI306

STATISTICS

	TOTAL
Registered Voters - Total	522
Registered Voters - Republican	522
Registered Voters - Nonpartisan	0
Ballots Cast - Total	136
Ballots Cast - Republican	136
Ballots Cast - Nonpartisan	0
Ballots Cast - Blank	0
Voter Turnout - Total	26.05%
Voter Turnout - Republican	26.05%
Voter Turnout - Nonpartisan	0.00%

Republican for US Senate

Vote For 1

	TOTAL	VOTE %
JOHN CURTIS	73	55.30%
TRENT STAGGS	50	37.88%
BRAD WILSON	5	3.79%
JASON J. WALTON	4	3.03%
Total Votes Cast	132	100.00%

Republican for US House 3

Vote For 1

	TOTAL	VOTE %
MIKE KENNEDY	60	46.15%
CASE LAWRENCE	37	28.46%
STEWART PEAY	20	15.38%
JOHN "FRUGAL" DOUGALL	10	7.69%
JR BIRD	3	2.31%
Total Votes Cast	130	100.00%

VI306

Republican for Governor

Vote For 1

	TOTAL	VOTE %
SPENCER J. COX DEIDRE M.	70	51.85%
PHIL LYMAN NATALIE CLAWSON	65	48.15%
Total Votes Cast	135	100.00%

Republican for Attorney General

Vote For 1

	TOTAL	VOTE %
FRANK DEMCY MYLAR	45	36.00%
DEREK BROWN	41	32.80%
RACHEL TERRY	39	31.20%
Total Votes Cast	125	100.00%

Republican for State Auditor

Vote For 1

	TOTAL	VOTE %
TINA CANNON	68	55.74%
RICKY HATCH	54	44.26%
Total Votes Cast	122	100.00%

VI307

STATISTICS

	TOTAL
Registered Voters - Total	583
Registered Voters - Republican	583
Registered Voters - Nonpartisan	0
Ballots Cast - Total	191
Ballots Cast - Republican	191
Ballots Cast - Nonpartisan	0
Ballots Cast - Blank	0
Voter Turnout - Total	32.76%
Voter Turnout - Republican	32.76%
Voter Turnout - Nonpartisan	0.00%

Republican for US Senate

Vote For 1

	TOTAL	VOTE %
JOHN CURTIS	87	45.55%
TRENT STAGGS	78	40.84%
BRAD WILSON	15	7.85%
JASON J. WALTON	11	5.76%
Total Votes Cast	191	100.00%

Republican for US House 3

Vote For 1

	TOTAL	VOTE %
MIKE KENNEDY	78	41.49%
CASE LAWRENCE	64	34.04%
STEWART PEAY	20	10.64%
JOHN "FRUGAL" DOUGALL	17	9.04%
JR BIRD	9	4.79%
Total Votes Cast	188	100.00%

VI307

Republican for Governor

Vote For 1

	TOTAL	VOTE %
PHIL LYMAN NATALIE CLAWSON	99	51.83%
SPENCER J. COX DEIDRE M.	92	48.17%
Total Votes Cast	191	100.00%

Republican for Attorney General

Vote For 1

	TOTAL	VOTE %
DEREK BROWN	77	41.40%
FRANK DEMCY MYLAR	60	32.26%
RACHEL TERRY	49	26.34%
Total Votes Cast	186	100.00%

Republican for State Auditor

Vote For 1

	TOTAL	VOTE %
TINA CANNON	113	61.41%
RICKY HATCH	71	38.59%
Total Votes Cast	184	100.00%

VI308

STATISTICS

	TOTAL
Registered Voters - Total	792
Registered Voters - Republican	792
Registered Voters - Nonpartisan	0
Ballots Cast - Total	263
Ballots Cast - Republican	263
Ballots Cast - Nonpartisan	0
Ballots Cast - Blank	0
Voter Turnout - Total	33.21%
Voter Turnout - Republican	33.21%
Voter Turnout - Nonpartisan	0.00%

Republican for US Senate

Vote For 1

	TOTAL	VOTE %
JOHN CURTIS	134	51.54%
TRENT STAGGS	98	37.69%
BRAD WILSON	15	5.77%
JASON J. WALTON	13	5.00%
Total Votes Cast	260	100.00%

Republican for US House 3

Vote For 1

	TOTAL	VOTE %
CASE LAWRENCE	88	35.06%
MIKE KENNEDY	82	32.67%
STEWART PEAY	38	15.14%
JR BIRD	23	9.16%
JOHN "FRUGAL" DOUGALL	20	7.97%
Total Votes Cast	251	100.00%

VI308

Republican for Governor

Vote For 1

	TOTAL	VOTE %
PHIL LYMAN NATALIE CLAWSON	144	54.75%
SPENCER J. COX DEIDRE M.	119	45.25%
Total Votes Cast	263	100.00%

Republican for Attorney General

Vote For 1

	TOTAL	VOTE %
DEREK BROWN	108	44.08%
RACHEL TERRY	81	33.06%
FRANK DEMCY MYLAR	56	22.86%
Total Votes Cast	245	100.00%

Republican for State Auditor

Vote For 1

	TOTAL	VOTE %
TINA CANNON	139	58.40%
RICKY HATCH	99	41.60%
Total Votes Cast	238	100.00%

WH401

STATISTICS

	TOTAL
Registered Voters - Total	817
Registered Voters - Republican	817
Registered Voters - Nonpartisan	0
Ballots Cast - Total	408
Ballots Cast - Republican	408
Ballots Cast - Nonpartisan	0
Ballots Cast - Blank	0
Voter Turnout - Total	49.94%
Voter Turnout - Republican	49.94%
Voter Turnout - Nonpartisan	0.00%

Republican for US Senate

Vote For 1

	TOTAL	VOTE %
JOHN CURTIS	189	46.44%
TRENT STAGGS	144	35.38%
JASON J. WALTON	39	9.58%
BRAD WILSON	35	8.60%
Total Votes Cast	407	100.00%

Republican for Governor

Vote For 1

	TOTAL	VOTE %
SPENCER J. COX DEIDRE M.	204	50.25%
PHIL LYMAN NATALIE CLAWSON	202	49.75%
Total Votes Cast	406	100.00%

WH401

Republican for Attorney General

Vote For 1

	TOTAL	VOTE %
DEREK BROWN	173	43.36%
FRANK DEMCY MYLAR	114	28.57%
RACHEL TERRY	112	28.07%
Total Votes Cast	399	100.00%

Republican for State Auditor

Vote For 1

	TOTAL	VOTE %
TINA CANNON	211	54.38%
RICKY HATCH	177	45.62%
Total Votes Cast	388	100.00%