

STATISTICS

	TOTAL
Election Day Precincts Reporting	0 of 12
Precincts Complete	0 of 12
Precincts Partially Reported	0 of 12
Absentee/ Early Precincts Reporting	12 of 12
Registered Voters - Total	1,195
Registered Voters - Republican	1,195
Registered Voters - NONPARTISAN	0
Ballots Cast - Total	846
Ballots Cast - Republican	846
Ballots Cast - NONPARTISAN	0
Ballots Cast - Blank	0
Voter Turnout - Total	70.80%
Voter Turnout - Republican	70.80%
Voter Turnout - NONPARTISAN	0.00%

Republican for US Senate

Vote For 1

	TOTAL	VOTE %
JOHN CURTIS	380	46.28%
BRAD WILSON	235	28.62%
TRENT STAGGS	166	20.22%
JASON J. WALTON	40	4.87%

REP Republican for US House District 1

Vote For 1

	TOTAL	VOTE %
BLAKE D. MOORE	665	82.00%
PAUL MILLER	146	18.00%

Republican for Governor and Lieutenant Governor

Vote For 1

	TOTAL	VOTE %
SPENCER J. COX/ DEIDRE M. HENDERSON	509	62.00%
PHIL LYMAN/ NATALIE CLAWSON	312	38.00%

Republican for Attorney General

Vote For 1

	TOTAL	VOTE %
DEREK BROWN	453	57.85%
RACHEL TERRY	215	27.46%
FRANK DEMCY MYLAR	115	14.69%

Republican for State Auditor

Vote For 1

	TOTAL	VOTE %
CANNON	410	53.11%
RICKY HATCH	362	46.89%

Republican for County Commissioner C

Vote For 1

	TOTAL	VOTE %
JONATHAN LEE	571	68.55%
MICHAEL I LEONHARDT	262	31.45%

Republican for Recorder

Vote For 1

	TOTAL	VOTE %
KAIA BOWDEN	328	39.14%
JEM LARAY WILSON	284	33.89%
MAYDI KENNEDY EASTMAN	226	26.97%

RICH COUNTY
2024 REPUBLICAN PRIMARY ELECTION

The Board of Canvassers of Rich County, Utah met at the County Courthouse at 20 S Main St., Randolph, UT at 10:00 AM on Wednesday, July 3, 2024 to conduct a canvass of returns from the June 25, 2024 Republican Primary Election pursuant to Utah Code Unannotated 20A-4-304. The following members were present, constituting a quorum:

Simeon Weston,	Commissioner
William Cox,	Commissioner
Jonathan Lee,	Commissioner
Anneliesa Peart,	Clerk-Election Official

Anneliesa Peart conducted the canvass. A cursory review of the ballot tabulations was made. The results of the canvass are below:

Mrs. Peart stated there were 846 ballots cast during the June 25, 2024 Republican Primary Election. 851 ballots were processed, but 5 were rejected due to the lack of voter signatures and 1 was rejected for not resubmitting a proper precinct ballot. The 6 uncounted ballots were filed and will be sealed with the 2024 Republican Primary Election results.

The number of ballots received by mail totaled 490, the number of military and overseas (UOCAVA) ballots totaled 3, the number of ballots received in-person totaled 17, the number of ballots received by drop box totaled 336. Zero ballots were received by mail, post-marked after June 24, 2024. There were 4 voted provisional ballots. After counting the 490 by-mail ballots, the 17 in-person ballots, the 3 UOCAVA ballots, and the 336 drobox ballots and the rejected 6 invalid ballots, the percentage of ballots counted was 100%, for a total number of ballots cast at 846.


The number of ballots counted on election night was 833 for an election night voter turnout percentage of 69.70%. The number of ballots counted post-election night was 13, constituting a total number of ballots cast at 846. The post-election voter turnout percentage was at 70.79%.

Mrs. Peart reviewed the audit procedures with the Board. Rich County was required to audit 97 ballots, which were randomly selected by the Lieutenant Governor's Office. The 97 ballots selected were verified using ElectionWare Software, and all the votes were visually verified and passed. Additionally, 11 voter signatures were audited separately – constituting a 1% audit – and successfully passed.

Election Official, Anneliesa Peart, followed all the noticing and reporting required by Utah State Code.

MOTION: A motion was made by Commissioner Cox to accept the results of the 2024 Republican Primary Election as submitted by the Clerk-Election Official. The motion was seconded by Commissioner Weston and unanimously carried.

Respectfully submitted,


Anneliesa Peart
County Clerk-Election Official

CERTIFICATION

The undersigned duly elected officials of Rich County, meeting as a Board of Canvassers for Rich County, Utah, hereby certify that the attached tabulation is declared to be the OFFICIAL RESULTS of the 2024 Republican Primary Election held in Rich County, Utah on June 25, 2024 as determined by an Official Canvass conducted by Anneliesa Peart, Rich County Clerk-Election Official, in a meeting duly called, pursuant to Utah Code Unannotated 20A-4-304, for that purpose on July 3, 2024 at 10:00 AM.

Dated this 3rd day of July 2024



Anneliesa Peart, Clerk-Election Official



Simeon Weston, Commissioner



William Cox, Commissioner

Jonathan Lee, Commissioner

Rich County Canvass Statistics

25-Jun-24

Section 1 - Ballot Statistics

1A	70.8%	Voter Turnout
1B	1195	Active voters (as of the voter registration deadline)
1C	826	Number of counted ballots (Mail or Drop Box)
1D	13	Number of counted ballots (In-person)
1E	3	Number of ballots that were returned electronically (UOCAVA/disability)
1F	4	Number of counted ballots (Provisional)
1G	846	Total number of ballots counted
1H	Yes	Does total ballots counted match the number of voters given vote history in VISTA
1I		If no, what is the difference

1L Explain:

Section 2: Challenged and Uncounted Ballot Statistics

2A	22	Number of envelopes with a signature that does not match the voter's signature
2B	5	Number of unsigned envelopes
2C	0	Number of challenged ballots for other curable reasons
2D	27	Total number of ballots that were challenged (cured and not cured combined)
2E	0	Total number of curable that were not cured
2F	0.0%	Percentage of curable ballots that were not cured
2G	2	Total number of ballots where the voter submitted a disability affidavit*

Section 3: Rejected ballot statistics (ballots that cannot be cured)

3A	0	Number of ballots that were returned after the postmark deadline
3B	6	Number of ballots rejected for other non-curable reasons
3C	6	Total number of rejected that were not curable
3D	2.0%	Percentage of ballots that were returned as undeliverable

Section 4: Provisional ballot statistics


4A	4	Number of provisional ballots issued
4B	4	Number of provisional ballots counted
4C	0	Total Number of provisional ballots not counted
4D		Already Voted
4E		Insufficient ID
4F		Unsigned
4G		Incomplete Form
4H		Other
4I	100.0%	Percentage of provisionals that were counted
4J	4	Number of provisional ballots that are same-day registration

Section 5: County Clerk Certification

Anneliesa Peart
Rich County

I certify that the information contained in this report is true and accurate.

This report must be sent to elections@utah.gov upon completion of the canvass



2024 Canvass - Audit Certification Report

County: Rich

Election: 2024 Republican Primary

Paper Ballot Audit Summary

1. Number of paper ballots processed: 846
2. Number of ballots audited: 97
3. List the contests on the ballot that were audited:

U.S. Senate
U.S. House Dist. 1
Governor & Lt. Gov.

Attorney General
State Auditor
County Commissioner
County Recorder

Were there any differences between the tabulation software and the votes marked on the paper ballots?

Yes No (*If YES, please attach an explanation of any inconsistencies)

DRE Machine Audit Summary (complete only if applicable)

1. Number of voting machines used in the election: 1
2. Number of polling places used for the election: 1
3. Number of voting machines audited: 1
4. Were tamper-evident seals affixed to all journal tape canisters? Yes No
(*If no, please attach copies of the journal tape logs for the applicable canisters)
5. Did all machine serial numbers match when the canisters were installed and removed? Yes No
(*If no, please attach copies of the journal tape logs for the applicable canisters)
6. Did any tape seals on the journal tape canisters show evidence of tampering? Yes No
(*If yes, please attach copies of the logs for the applicable canisters)
7. Were there any differences between the machine results and hand-counted results for any audited machine? Yes No *If yes, please attach copies of the hand count logs for the applicable canisters)

Signature Affidavit Audit Summary

Total number of signature affidavits audited: 11

Did the signature audit reveal any inconsistencies between a signature's initial verification and the audit?
 Yes No (*If YES, please attach an explanation of any inconsistencies)

Clerk Certification – to be completed before the canvass

Yes No I certify that I have reviewed the number of vote histories recorded in VISTA and they closely match the number of ballots cast in my county during this election.

Number of ballots counted: 846

Number of vote histories: 846

Difference: 0


Explain any differences:

Yes No I certify that I have properly maintained chain of custody controls as outlined in 20A-3a-401.1 and Rule 623-8.

Yes No I certify that I have properly maintained the voter list in accordance with state and federal laws (20A-3a-404(2)).

Yes No I complied with the requirements of the software validation rule R623-7: "before using any voting equipment, and before each election, the election officer shall verify that the firmware version on any voting equipment matches the firmware version that is certified by the EAC."

County Clerk Signature: _____



Date: 7/3/2024

COUNTY NUMBER PRECINCT CODE PRECINCT NAME REGISTERED VOTERS TOTAL

			VOTERS	
16	1	1		158
16	2 1A			14
16	3 1B			99
16	4	2		36
16	5 2A			234
16	6	3		77
16	7 3A			157
16	8	4		108
16	9 4A			100
16	10	5		44
16	11 5A			168
16	12 Federal			0
16 ZZZ		COUNTY TOTALS		1195

REGISTERED VOTERS - Republican REP VOTERS	REGISTERED VOTERS - NONPARTISAN NON VOTERS	BALLOTS CAST BALLOTS CAST	BALLOTS CAST TOTAL
158		0	117
14		0	11
99		0	75
36		0	24
234		0	181
77		0	61
157		0	115
108		0	65
100		0	60
44		0	37
168		0	100
0		0	0
1195		0	846

BALLOTS CAST - Republican REP BALLOTS CAST	BALLOTS CAST - NONPARTISAN NON BALLOTS CAST	BALLOTS CAST BLANK BALLOTS CAST	Republican for US Senate REP JOHN CURTIS	
117		0	0	43
11		0	0	4
75		0	0	39
24		0	0	17
181		0	0	93
61		0	0	31
115		0	0	54
65		0	0	35
60		0	0	15
37		0	0	14
100		0	0	35
0		0	0	0
846		0	0	380

Republican for US Senate REP JASON J. WALTON	Republican for US Senate REP BRAD WILSON	Republican for US Senate REP TRENT STAGGS	
	2	34	30
	0	6	0
	5	21	10
	2	3	1
	17	30	34
	2	13	15
	6	26	25
	1	13	13
	3	34	7
	1	14	8
	1	41	23
	0	0	0
	40	235	166

REP Republican for US House District 1	REP Republican for US House District 1
REP	REP
BLAKE D. MOORE	PAUL MILLER
90	17
10	0
57	18
23	0
135	36
50	8
103	9
54	10
40	14
26	11
77	23
0	0
665	146

Republican for Governor and Lieutenant Governor REP	Republican for Governor and Lieutenant Governor REP
SPENCER J. COX/ DEIDRE M. HENDERSON	PHIL LYMAN/ NATALIE CLAWSON
61	52
6	5
44	29
17	7
112	61
31	28
82	30
43	20
31	26
19	17
63	37
0	0
509	312

Republican for Attorney General REP DEREK BROWN	Republican for Attorney General REP FRANK DEMCY MYLAR	Republican for Attorney General REP RACHEL TERRY	
	48	20	35
	3	3	3
	43	10	18
	17	1	4
	100	15	53
	34	11	15
	75	18	18
	28	9	22
	33	7	12
	17	8	9
	55	13	26
	0	0	0
	453	115	215

Republican for State Auditor REP	Republican for State Auditor REP	Republican for County Commissioner C REP	
TINA CANNON	RICKY HATCH	JONATHAN LEE	
	48	53	87
	7	4	11
	36	35	56
	9	14	18
	86	80	154
	34	22	54
	64	43	80
	33	25	45
	27	24	19
	20	14	16
	46	48	31
	0	0	0
	410	362	571

Republican for County Commissioner C REP MICHAEL I LEONHARDT	Republican for Recorder REP KAIA BOWDEN	Republican for Recorder REP JEM LARAY WILSON	
	24	43	33
	0	4	5
	19	16	41
	6	11	7
	23	73	52
	7	27	11
	33	46	37
	20	32	15
	41	18	31
	21	12	15
	68	46	37
	0	0	0
	262	328	284

Republican for Recorder

REP

MAYDI KENNEDY EASTMAN

41

2

18

5

56

22

31

17

10

8

16

0

226