

Abraham 14

Statistics	TOTAL
Registered Voters - Total	102
Registered Voters - Republican	79
Registered Voters - NONPARTISAN	23
Ballots Cast - Total	52
Ballots Cast - Republican	45
Ballots Cast - NONPARTISAN	7
Voter Turnout - Total	50.98%
Voter Turnout - Republican	56.96%
Voter Turnout - NONPARTISAN	30.43%

REP U.S. Senate

Vote For 1

	TOTAL
JOHN CURTIS	18
JASON J. WALTON	1
BRAD WILSON	6
TRENT STAGGS	19
Overvotes	0
Undervotes	1
Contest Totals	45

REP U.S. House District 2

Vote For 1

	TOTAL
COLBY C. JENKINS	15
CELESTE MALOY	30
Overvotes	0
Undervotes	0
Contest Totals	45

REP Governor and Lieutenant Governor

Vote For 1

	TOTAL
SPENCER J. COX/ DEIDRE M.	21
PHIL LYMAN/ NATALIE CLAWSON	23
Overvotes	1
Undervotes	0
Contest Totals	45

Abraham 14

REP Attorney General

Vote For 1

TOTAL

DEREK BROWN	18
FRANK DEMCY MYLAR	11
RACHEL TERRY	12
Overvotes	0
Undervotes	4
Contest Totals	45

REP State Auditor

Vote For 1

TOTAL

TINA CANNON	29
RICKY HATCH	13
Overvotes	0
Undervotes	3
Contest Totals	45

REP County Commission Seat C

Vote For 1

TOTAL

BILL WRIGHT	26
RUSSELL M. FINLINSON	15
CURT HARE	3
Overvotes	0
Undervotes	1
Contest Totals	45

REP Millard County Treasurer

Vote For 1

TOTAL

KRISTINE K CAMP	7
JODY TASKER ANDERSON	37
Overvotes	0
Undervotes	1
Contest Totals	45

Millard School Board District 3

Vote For 2

TOTAL

HANS-ERIK STEGEBY	19
DIANE F. GEORGE	32
MICHAEL S. LOVELL	17
JENNI FINLINSON	5
Overvotes	0
Undervotes	31
Contest Totals	104

Delta 17

Statistics	TOTAL
Registered Voters - Total	704
Registered Voters - Republican	704
Registered Voters - NONPARTISAN	0
Ballots Cast - Total	437
Ballots Cast - Republican	437
Ballots Cast - NONPARTISAN	0
Voter Turnout - Total	62.07%
Voter Turnout - Republican	62.07%
Voter Turnout - NONPARTISAN	0.00%

REP U.S. Senate

Vote For 1

	TOTAL
JOHN CURTIS	193
JASON J. WALTON	33
BRAD WILSON	59
TRENT STAGGS	136
Overvotes	0
Undervotes	16
Contest Totals	437

REP U.S. House District 2

Vote For 1

	TOTAL
COLBY C. JENKINS	205
CELESTE MALOY	224
Overvotes	0
Undervotes	8
Contest Totals	437

REP Governor and Lieutenant Governor

Vote For 1

	TOTAL
SPENCER J. COX/ DEIDRE M.	166
PHIL LYMAN/ NATALIE CLAWSON	264
Overvotes	3
Undervotes	4
Contest Totals	437

Delta 17

REP Attorney General

Vote For 1

TOTAL

DEREK BROWN	188
FRANK DEMCY MYLAR	107
RACHEL TERRY	116
Overvotes	0
Undervotes	26
Contest Totals	437

REP State Auditor

Vote For 1

TOTAL

TINA CANNON	269
RICKY HATCH	135
Overvotes	0
Undervotes	33
Contest Totals	437

REP County Commission Seat C

Vote For 1

TOTAL

BILL WRIGHT	201
RUSSELL M. FINLINSON	78
CURT HARE	154
Overvotes	1
Undervotes	3
Contest Totals	437

REP Millard County Treasurer

Vote For 1

TOTAL

KRISTINE K CAMP	169
JODY TASKER ANDERSON	265
Overvotes	0
Undervotes	3
Contest Totals	437

Delta 18

Statistics	TOTAL
Registered Voters - Total	746
Registered Voters - Republican	746
Registered Voters - NONPARTISAN	0
Ballots Cast - Total	437
Ballots Cast - Republican	437
Ballots Cast - NONPARTISAN	0
Voter Turnout - Total	58.58%
Voter Turnout - Republican	58.58%
Voter Turnout - NONPARTISAN	0.00%

REP U.S. Senate

Vote For 1

	TOTAL
JOHN CURTIS	233
JASON J. WALTON	21
BRAD WILSON	37
TRENT STAGGS	137
Overvotes	0
Undervotes	9
Contest Totals	437

REP U.S. House District 2

Vote For 1

	TOTAL
COLBY C. JENKINS	204
CELESTE MALOY	232
Overvotes	0
Undervotes	1
Contest Totals	437

REP Governor and Lieutenant Governor

Vote For 1

	TOTAL
SPENCER J. COX/ DEIDRE M.	159
PHIL LYMAN/ NATALIE CLAWSON	276
Overvotes	2
Undervotes	0
Contest Totals	437

Delta 18

REP Attorney General

Vote For 1

TOTAL

DEREK BROWN	218
FRANK DEMCY MYLAR	86
RACHEL TERRY	113
Overvotes	0
Undervotes	20
Contest Totals	437

REP State Auditor

Vote For 1

TOTAL

TINA CANNON	259
RICKY HATCH	156
Overvotes	0
Undervotes	22
Contest Totals	437

REP County Commission Seat C

Vote For 1

TOTAL

BILL WRIGHT	221
RUSSELL M. FINLINSON	80
CURT HARE	133
Overvotes	0
Undervotes	3
Contest Totals	437

REP Millard County Treasurer

Vote For 1

TOTAL

KRISTINE K CAMP	162
JODY TASKER ANDERSON	273
Overvotes	0
Undervotes	2
Contest Totals	437

Deseret-Oasis 5

Statistics	TOTAL
Registered Voters - Total	329
Registered Voters - Republican	329
Registered Voters - NONPARTISAN	0
Ballots Cast - Total	200
Ballots Cast - Republican	200
Ballots Cast - NONPARTISAN	0
Voter Turnout - Total	60.79%
Voter Turnout - Republican	60.79%
Voter Turnout - NONPARTISAN	0.00%

REP U.S. Senate

Vote For 1

	TOTAL
JOHN CURTIS	83
JASON J. WALTON	17
BRAD WILSON	22
TRENT STAGGS	76
Overvotes	0
Undervotes	2
Contest Totals	200

REP U.S. House District 2

Vote For 1

	TOTAL
COLBY C. JENKINS	95
CELESTE MALOY	105
Overvotes	0
Undervotes	0
Contest Totals	200

REP Governor and Lieutenant Governor

Vote For 1

	TOTAL
SPENCER J. COX/ DEIDRE M.	66
PHIL LYMAN/ NATALIE CLAWSON	133
Overvotes	0
Undervotes	1
Contest Totals	200

Deseret-Oasis 5

REP Attorney General

Vote For 1

TOTAL

DEREK BROWN	103
FRANK DEMCY MYLAR	33
RACHEL TERRY	58
Overvotes	0
Undervotes	6
Contest Totals	200

REP State Auditor

Vote For 1

TOTAL

TINA CANNON	111
RICKY HATCH	75
Overvotes	0
Undervotes	14
Contest Totals	200

REP County Commission Seat C

Vote For 1

TOTAL

BILL WRIGHT	81
RUSSELL M. FINLINSON	26
CURT HARE	91
Overvotes	0
Undervotes	2
Contest Totals	200

REP Millard County Treasurer

Vote For 1

TOTAL

KRISTINE K CAMP	46
JODY TASKER ANDERSON	148
Overvotes	0
Undervotes	6
Contest Totals	200

Fillmore 1

Statistics	TOTAL
Registered Voters - Total	617
Registered Voters - Republican	617
Registered Voters - NONPARTISAN	0
Ballots Cast - Total	421
Ballots Cast - Republican	421
Ballots Cast - NONPARTISAN	0
Voter Turnout - Total	68.23%
Voter Turnout - Republican	68.23%
Voter Turnout - NONPARTISAN	0.00%

REP U.S. Senate

Vote For 1

	TOTAL
JOHN CURTIS	218
JASON J. WALTON	37
BRAD WILSON	45
TRENT STAGGS	104
Overvotes	0
Undervotes	17
Contest Totals	421

REP U.S. House District 2

Vote For 1

	TOTAL
COLBY C. JENKINS	191
CELESTE MALOY	211
Overvotes	0
Undervotes	19
Contest Totals	421

REP Governor and Lieutenant Governor

Vote For 1

	TOTAL
SPENCER J. COX/ DEIDRE M.	223
PHIL LYMAN/ NATALIE CLAWSON	190
Overvotes	4
Undervotes	4
Contest Totals	421

Fillmore 1

REP Attorney General

Vote For 1

TOTAL

DEREK BROWN	214
FRANK DEMCY MYLAR	76
RACHEL TERRY	104
Overvotes	0
Undervotes	27
Contest Totals	421

REP State Auditor

Vote For 1

TOTAL

TINA CANNON	190
RICKY HATCH	177
Overvotes	0
Undervotes	54
Contest Totals	421

REP County Commission Seat C

Vote For 1

TOTAL

BILL WRIGHT	135
RUSSELL M. FINLINSON	24
CURT HARE	252
Overvotes	0
Undervotes	10
Contest Totals	421

REP Millard County Treasurer

Vote For 1

TOTAL

KRISTINE K CAMP	380
JODY TASKER ANDERSON	32
Overvotes	0
Undervotes	9
Contest Totals	421

Fillmore 2

Statistics	TOTAL
Registered Voters - Total	392
Registered Voters - Republican	392
Registered Voters - NONPARTISAN	0
Ballots Cast - Total	242
Ballots Cast - Republican	242
Ballots Cast - NONPARTISAN	0
Voter Turnout - Total	61.73%
Voter Turnout - Republican	61.73%
Voter Turnout - NONPARTISAN	0.00%

REP U.S. Senate

Vote For 1

	TOTAL
JOHN CURTIS	114
JASON J. WALTON	20
BRAD WILSON	22
TRENT STAGGS	76
Overvotes	0
Undervotes	10
Contest Totals	242

REP U.S. House District 2

Vote For 1

	TOTAL
COLBY C. JENKINS	127
CELESTE MALOY	109
Overvotes	0
Undervotes	6
Contest Totals	242

REP Governor and Lieutenant Governor

Vote For 1

	TOTAL
SPENCER J. COX/ DEIDRE M.	125
PHIL LYMAN/ NATALIE CLAWSON	115
Overvotes	2
Undervotes	0
Contest Totals	242

Fillmore 2

REP Attorney General

Vote For 1

TOTAL

DEREK BROWN	117
FRANK DEMCY MYLAR	30
RACHEL TERRY	79
Overvotes	0
Undervotes	16
Contest Totals	242

REP State Auditor

Vote For 1

TOTAL

TINA CANNON	147
RICKY HATCH	75
Overvotes	0
Undervotes	20
Contest Totals	242

REP County Commission Seat C

Vote For 1

TOTAL

BILL WRIGHT	51
RUSSELL M. FINLINSON	19
CURT HARE	169
Overvotes	0
Undervotes	3
Contest Totals	242

REP Millard County Treasurer

Vote For 1

TOTAL

KRISTINE K CAMP	216
JODY TASKER ANDERSON	24
Overvotes	0
Undervotes	2
Contest Totals	242

Flowell 25

Statistics	TOTAL
Registered Voters - Total	130
Registered Voters - Republican	130
Registered Voters - NONPARTISAN	0
Ballots Cast - Total	76
Ballots Cast - Republican	76
Ballots Cast - NONPARTISAN	0
Voter Turnout - Total	58.46%
Voter Turnout - Republican	58.46%
Voter Turnout - NONPARTISAN	0.00%

REP U.S. Senate

Vote For 1

	TOTAL
JOHN CURTIS	26
JASON J. WALTON	9
BRAD WILSON	6
TRENT STAGGS	31
Overvotes	0
Undervotes	4
Contest Totals	76

REP U.S. House District 2

Vote For 1

	TOTAL
COLBY C. JENKINS	37
CELESTE MALOY	37
Overvotes	0
Undervotes	2
Contest Totals	76

REP Governor and Lieutenant Governor

Vote For 1

	TOTAL
SPENCER J. COX/ DEIDRE M.	37
PHIL LYMAN/ NATALIE CLAWSON	37
Overvotes	1
Undervotes	1
Contest Totals	76

Flowell 25

REP Attorney General

Vote For 1

TOTAL

DEREK BROWN	33
FRANK DEMCY MYLAR	22
RACHEL TERRY	15
Overvotes	0
Undervotes	6
Contest Totals	76

REP State Auditor

Vote For 1

TOTAL

TINA CANNON	40
RICKY HATCH	28
Overvotes	0
Undervotes	8
Contest Totals	76

REP County Commission Seat C

Vote For 1

TOTAL

BILL WRIGHT	40
RUSSELL M. FINLINSON	5
CURT HARE	28
Overvotes	0
Undervotes	3
Contest Totals	76

REP Millard County Treasurer

Vote For 1

TOTAL

KRISTINE K CAMP	69
JODY TASKER ANDERSON	5
Overvotes	0
Undervotes	2
Contest Totals	76

Garrison 16

Statistics	TOTAL
Registered Voters - Total	58
Registered Voters - Republican	58
Registered Voters - NONPARTISAN	0
Ballots Cast - Total	44
Ballots Cast - Republican	41
Ballots Cast - NONPARTISAN	3
Voter Turnout - Total	75.86%
Voter Turnout - Republican	70.69%
Voter Turnout - NONPARTISAN	0.00%

REP U.S. Senate

Vote For 1

	TOTAL
JOHN CURTIS	28
JASON J. WALTON	2
BRAD WILSON	2
TRENT STAGGS	9
Overvotes	0
Undervotes	0
Contest Totals	41

REP U.S. House District 2

Vote For 1

	TOTAL
COLBY C. JENKINS	17
CELESTE MALOY	24
Overvotes	0
Undervotes	0
Contest Totals	41

REP Governor and Lieutenant Governor

Vote For 1

	TOTAL
SPENCER J. COX/ DEIDRE M.	28
PHIL LYMAN/ NATALIE CLAWSON	13
Overvotes	0
Undervotes	0
Contest Totals	41

Garrison 16

REP Attorney General

Vote For 1

TOTAL

DEREK BROWN	24
FRANK DEMCY MYLAR	11
RACHEL TERRY	6
Overvotes	0
Undervotes	0
Contest Totals	41

REP State Auditor

Vote For 1

TOTAL

TINA CANNON	28
RICKY HATCH	13
Overvotes	0
Undervotes	0
Contest Totals	41

REP County Commission Seat C

Vote For 1

TOTAL

BILL WRIGHT	34
RUSSELL M. FINLINSON	6
CURT HARE	1
Overvotes	0
Undervotes	0
Contest Totals	41

REP Millard County Treasurer

Vote For 1

TOTAL

KRISTINE K CAMP	15
JODY TASKER ANDERSON	19
Overvotes	0
Undervotes	7
Contest Totals	41

Millard School Board District 3

Vote For 2

TOTAL

HANS-ERIK STEGEBY	4
DIANE F. GEORGE	14
MICHAEL S. LOVELL	20
JENNI FINLINSON	31
Overvotes	0
Undervotes	19
Contest Totals	88

Hinckley 11

Statistics	TOTAL
Registered Voters - Total	284
Registered Voters - Republican	284
Registered Voters - NONPARTISAN	0
Ballots Cast - Total	177
Ballots Cast - Republican	177
Ballots Cast - NONPARTISAN	0
Voter Turnout - Total	62.32%
Voter Turnout - Republican	62.32%
Voter Turnout - NONPARTISAN	0.00%

REP U.S. Senate

Vote For 1

	TOTAL
JOHN CURTIS	93
JASON J. WALTON	15
BRAD WILSON	14
TRENT STAGGS	44
Overvotes	0
Undervotes	11
Contest Totals	177

REP U.S. House District 2

Vote For 1

	TOTAL
COLBY C. JENKINS	91
CELESTE MALOY	80
Overvotes	0
Undervotes	6
Contest Totals	177

REP Governor and Lieutenant Governor

Vote For 1

	TOTAL
SPENCER J. COX/ DEIDRE M.	66
PHIL LYMAN/ NATALIE CLAWSON	109
Overvotes	1
Undervotes	1
Contest Totals	177

Summary Results Report

Primary Election

June 25, 2024

OFFICIAL RESULTS

Millard County, Utah

Hinckley 11

REP Attorney General

Vote For 1

TOTAL

DEREK BROWN	66
FRANK DEMCY MYLAR	32
RACHEL TERRY	69
Overvotes	0
Undervotes	10
Contest Totals	177

REP State Auditor

Vote For 1

TOTAL

TINA CANNON	101
RICKY HATCH	62
Overvotes	0
Undervotes	14
Contest Totals	177

REP County Commission Seat C

Vote For 1

TOTAL

BILL WRIGHT	82
RUSSELL M. FINLINSON	37
CURT HARE	54
Overvotes	0
Undervotes	4
Contest Totals	177

REP Millard County Treasurer

Vote For 1

TOTAL

KRISTINE K CAMP	68
JODY TASKER ANDERSON	105
Overvotes	0
Undervotes	4
Contest Totals	177

Holden 8

Statistics	TOTAL
Registered Voters - Total	280
Registered Voters - Republican	280
Registered Voters - NONPARTISAN	0
Ballots Cast - Total	198
Ballots Cast - Republican	198
Ballots Cast - NONPARTISAN	0
Voter Turnout - Total	70.71%
Voter Turnout - Republican	70.71%
Voter Turnout - NONPARTISAN	0.00%

REP U.S. Senate

Vote For 1

	TOTAL
JOHN CURTIS	105
JASON J. WALTON	19
BRAD WILSON	34
TRENT STAGGS	33
Overvotes	0
Undervotes	7
Contest Totals	198

REP U.S. House District 2

Vote For 1

	TOTAL
COLBY C. JENKINS	96
CELESTE MALOY	97
Overvotes	0
Undervotes	5
Contest Totals	198

REP Governor and Lieutenant Governor

Vote For 1

	TOTAL
SPENCER J. COX/ DEIDRE M.	113
PHIL LYMAN/ NATALIE CLAWSON	85
Overvotes	0
Undervotes	0
Contest Totals	198

Holden 8

REP Attorney General

Vote For 1

TOTAL

DEREK BROWN	102
FRANK DEMCY MYLAR	34
RACHEL TERRY	46
Overvotes	0
Undervotes	16
Contest Totals	198

REP State Auditor

Vote For 1

TOTAL

TINA CANNON	106
RICKY HATCH	71
Overvotes	0
Undervotes	21
Contest Totals	198

REP County Commission Seat C

Vote For 1

TOTAL

BILL WRIGHT	112
RUSSELL M. FINLINSON	6
CURT HARE	80
Overvotes	0
Undervotes	0
Contest Totals	198

REP Millard County Treasurer

Vote For 1

TOTAL

KRISTINE K CAMP	167
JODY TASKER ANDERSON	25
Overvotes	0
Undervotes	6
Contest Totals	198

Kanosh 4

Statistics	TOTAL
Registered Voters - Total	300
Registered Voters - Republican	300
Registered Voters - NONPARTISAN	0
Ballots Cast - Total	172
Ballots Cast - Republican	172
Ballots Cast - NONPARTISAN	0
Voter Turnout - Total	57.33%
Voter Turnout - Republican	57.33%
Voter Turnout - NONPARTISAN	0.00%

REP U.S. Senate

Vote For 1

	TOTAL
JOHN CURTIS	72
JASON J. WALTON	9
BRAD WILSON	9
TRENT STAGGS	73
Overvotes	0
Undervotes	9
Contest Totals	172

REP U.S. House District 2

Vote For 1

	TOTAL
COLBY C. JENKINS	77
CELESTE MALOY	92
Overvotes	0
Undervotes	3
Contest Totals	172

REP Governor and Lieutenant Governor

Vote For 1

	TOTAL
SPENCER J. COX/ DEIDRE M.	65
PHIL LYMAN/ NATALIE CLAWSON	103
Overvotes	1
Undervotes	3
Contest Totals	172

Kanosh 4

REP Attorney General

Vote For 1

TOTAL

DEREK BROWN	67
FRANK DEMCY MYLAR	58
RACHEL TERRY	38
Overvotes	0
Undervotes	9
Contest Totals	172

REP State Auditor

Vote For 1

TOTAL

TINA CANNON	77
RICKY HATCH	85
Overvotes	0
Undervotes	10
Contest Totals	172

REP County Commission Seat C

Vote For 1

TOTAL

BILL WRIGHT	71
RUSSELL M. FINLINSON	10
CURT HARE	91
Overvotes	0
Undervotes	0
Contest Totals	172

REP Millard County Treasurer

Vote For 1

TOTAL

KRISTINE K CAMP	133
JODY TASKER ANDERSON	36
Overvotes	0
Undervotes	3
Contest Totals	172

Leamington 7

Statistics	TOTAL
Registered Voters - Total	180
Registered Voters - Republican	142
Registered Voters - NONPARTISAN	38
Ballots Cast - Total	102
Ballots Cast - Republican	86
Ballots Cast - NONPARTISAN	16
Voter Turnout - Total	56.67%
Voter Turnout - Republican	60.56%
Voter Turnout - NONPARTISAN	42.11%

REP U.S. Senate

Vote For 1

	TOTAL
JOHN CURTIS	41
JASON J. WALTON	6
BRAD WILSON	9
TRENT STAGGS	28
Overvotes	0
Undervotes	2
Contest Totals	86

REP U.S. House District 2

Vote For 1

	TOTAL
COLBY C. JENKINS	32
CELESTE MALOY	53
Overvotes	0
Undervotes	1
Contest Totals	86

REP Governor and Lieutenant Governor

Vote For 1

	TOTAL
SPENCER J. COX/ DEIDRE M.	32
PHIL LYMAN/ NATALIE CLAWSON	54
Overvotes	0
Undervotes	0
Contest Totals	86

Leamington 7

REP Attorney General

Vote For 1

TOTAL

DEREK BROWN	43
FRANK DEMCY MYLAR	15
RACHEL TERRY	23
Overvotes	0
Undervotes	5
Contest Totals	86

REP State Auditor

Vote For 1

TOTAL

TINA CANNON	54
RICKY HATCH	28
Overvotes	0
Undervotes	4
Contest Totals	86

REP County Commission Seat C

Vote For 1

TOTAL

BILL WRIGHT	42
RUSSELL M. FINLINSON	20
CURT HARE	23
Overvotes	0
Undervotes	1
Contest Totals	86

REP Millard County Treasurer

Vote For 1

TOTAL

KRISTINE K CAMP	31
JODY TASKER ANDERSON	50
Overvotes	0
Undervotes	5
Contest Totals	86

Millard School Board District 3

Vote For 2

TOTAL

HANS-ERIK STEGEBY	10
DIANE F. GEORGE	33
MICHAEL S. LOVELL	73
JENNI FINLINSON	44
Overvotes	0
Undervotes	44
Contest Totals	204

Lynndyl 19

Statistics	TOTAL
Registered Voters - Total	93
Registered Voters - Republican	58
Registered Voters - NONPARTISAN	35
Ballots Cast - Total	45
Ballots Cast - Republican	32
Ballots Cast - NONPARTISAN	13
Voter Turnout - Total	48.39%
Voter Turnout - Republican	55.17%
Voter Turnout - NONPARTISAN	37.14%

REP U.S. Senate

Vote For 1

	TOTAL
JOHN CURTIS	19
JASON J. WALTON	4
BRAD WILSON	2
TRENT STAGGS	4
Overvotes	0
Undervotes	3
Contest Totals	32

REP U.S. House District 2

Vote For 1

	TOTAL
COLBY C. JENKINS	10
CELESTE MALOY	22
Overvotes	0
Undervotes	0
Contest Totals	32

REP Governor and Lieutenant Governor

Vote For 1

	TOTAL
SPENCER J. COX/ DEIDRE M.	18
PHIL LYMAN/ NATALIE CLAWSON	12
Overvotes	0
Undervotes	2
Contest Totals	32

Lynndyl 19

REP Attorney General

Vote For 1

TOTAL

DEREK BROWN	19
FRANK DEMCY MYLAR	3
RACHEL TERRY	8
Overvotes	0
Undervotes	2
Contest Totals	32

REP State Auditor

Vote For 1

TOTAL

TINA CANNON	20
RICKY HATCH	5
Overvotes	0
Undervotes	7
Contest Totals	32

REP County Commission Seat C

Vote For 1

TOTAL

BILL WRIGHT	21
RUSSELL M. FINLINSON	7
CURT HARE	4
Overvotes	0
Undervotes	0
Contest Totals	32

REP Millard County Treasurer

Vote For 1

TOTAL

KRISTINE K CAMP	16
JODY TASKER ANDERSON	14
Overvotes	0
Undervotes	2
Contest Totals	32

Millard School Board District 3

Vote For 2

TOTAL

HANS-ERIK STEGEBY	20
DIANE F. GEORGE	9
MICHAEL S. LOVELL	30
JENNI FINLINSON	15
Overvotes	0
Undervotes	16
Contest Totals	90

Meadow 3

Statistics	TOTAL
Registered Voters - Total	177
Registered Voters - Republican	177
Registered Voters - NONPARTISAN	0
Ballots Cast - Total	110
Ballots Cast - Republican	110
Ballots Cast - NONPARTISAN	0
Voter Turnout - Total	62.15%
Voter Turnout - Republican	62.15%
Voter Turnout - NONPARTISAN	0.00%

REP U.S. Senate

Vote For 1

	TOTAL
JOHN CURTIS	50
JASON J. WALTON	8
BRAD WILSON	10
TRENT STAGGS	37
Overvotes	0
Undervotes	5
Contest Totals	110

REP U.S. House District 2

Vote For 1

	TOTAL
COLBY C. JENKINS	44
CELESTE MALOY	62
Overvotes	0
Undervotes	4
Contest Totals	110

REP Governor and Lieutenant Governor

Vote For 1

	TOTAL
SPENCER J. COX/ DEIDRE M.	49
PHIL LYMAN/ NATALIE CLAWSON	58
Overvotes	1
Undervotes	2
Contest Totals	110

Meadow 3

REP Attorney General

Vote For 1

TOTAL

DEREK BROWN	55
FRANK DEMCY MYLAR	28
RACHEL TERRY	20
Overvotes	0
Undervotes	7
Contest Totals	110

REP State Auditor

Vote For 1

TOTAL

TINA CANNON	68
RICKY HATCH	35
Overvotes	0
Undervotes	7
Contest Totals	110

REP County Commission Seat C

Vote For 1

TOTAL

BILL WRIGHT	42
RUSSELL M. FINLINSON	9
CURT HARE	56
Overvotes	0
Undervotes	3
Contest Totals	110

REP Millard County Treasurer

Vote For 1

TOTAL

KRISTINE K CAMP	95
JODY TASKER ANDERSON	13
Overvotes	0
Undervotes	2
Contest Totals	110

Oak City 6

Statistics	TOTAL
Registered Voters - Total	540
Registered Voters - Republican	408
Registered Voters - NONPARTISAN	132
Ballots Cast - Total	331
Ballots Cast - Republican	280
Ballots Cast - NONPARTISAN	51
Voter Turnout - Total	61.30%
Voter Turnout - Republican	68.63%
Voter Turnout - NONPARTISAN	38.64%

REP U.S. Senate

Vote For 1

	TOTAL
JOHN CURTIS	113
JASON J. WALTON	20
BRAD WILSON	29
TRENT STAGGS	112
Overvotes	0
Undervotes	6
Contest Totals	280

REP U.S. House District 2

Vote For 1

	TOTAL
COLBY C. JENKINS	150
CELESTE MALOY	119
Overvotes	0
Undervotes	11
Contest Totals	280

REP Governor and Lieutenant Governor

Vote For 1

	TOTAL
SPENCER J. COX/ DEIDRE M.	100
PHIL LYMAN/ NATALIE CLAWSON	177
Overvotes	2
Undervotes	1
Contest Totals	280

Oak City 6

REP Attorney General

Vote For 1

TOTAL

DEREK BROWN	106
FRANK DEMCY MYLAR	78
RACHEL TERRY	73
Overvotes	0
Undervotes	23
Contest Totals	280

REP State Auditor

Vote For 1

TOTAL

TINA CANNON	149
RICKY HATCH	99
Overvotes	0
Undervotes	32
Contest Totals	280

REP County Commission Seat C

Vote For 1

TOTAL

BILL WRIGHT	133
RUSSELL M. FINLINSON	75
CURT HARE	68
Overvotes	0
Undervotes	4
Contest Totals	280

REP Millard County Treasurer

Vote For 1

TOTAL

KRISTINE K CAMP	127
JODY TASKER ANDERSON	133
Overvotes	0
Undervotes	20
Contest Totals	280

Millard School Board District 3

Vote For 2

TOTAL

HANS-ERIK STEGEBY	53
DIANE F. GEORGE	127
MICHAEL S. LOVELL	89
JENNI FINLINSON	214
Overvotes	2
Undervotes	177
Contest Totals	662

Scipio 9

Statistics	TOTAL
Registered Voters - Total	175
Registered Voters - Republican	173
Registered Voters - NONPARTISAN	2
Ballots Cast - Total	115
Ballots Cast - Republican	115
Ballots Cast - NONPARTISAN	0
Voter Turnout - Total	65.71%
Voter Turnout - Republican	66.47%
Voter Turnout - NONPARTISAN	0.00%

REP U.S. Senate

Vote For 1

	TOTAL
JOHN CURTIS	58
JASON J. WALTON	2
BRAD WILSON	9
TRENT STAGGS	46
Overvotes	0
Undervotes	0
Contest Totals	115

REP U.S. House District 2

Vote For 1

	TOTAL
COLBY C. JENKINS	51
CELESTE MALOY	64
Overvotes	0
Undervotes	0
Contest Totals	115

REP Governor and Lieutenant Governor

Vote For 1

	TOTAL
SPENCER J. COX/ DEIDRE M.	46
PHIL LYMAN/ NATALIE CLAWSON	68
Overvotes	1
Undervotes	0
Contest Totals	115

Scipio 9

REP Attorney General

Vote For 1

TOTAL

DEREK BROWN	59
FRANK DEMCY MYLAR	26
RACHEL TERRY	27
Overvotes	0
Undervotes	3
Contest Totals	115

REP State Auditor

Vote For 1

TOTAL

TINA CANNON	67
RICKY HATCH	44
Overvotes	0
Undervotes	4
Contest Totals	115

REP County Commission Seat C

Vote For 1

TOTAL

BILL WRIGHT	70
RUSSELL M. FINLINSON	9
CURT HARE	33
Overvotes	0
Undervotes	3
Contest Totals	115

REP Millard County Treasurer

Vote For 1

TOTAL

KRISTINE K CAMP	97
JODY TASKER ANDERSON	17
Overvotes	0
Undervotes	1
Contest Totals	115

Sutherland 20

Statistics	TOTAL
Registered Voters - Total	454
Registered Voters - Republican	376
Registered Voters - NONPARTISAN	78
Ballots Cast - Total	255
Ballots Cast - Republican	236
Ballots Cast - NONPARTISAN	19
Voter Turnout - Total	56.17%
Voter Turnout - Republican	62.77%
Voter Turnout - NONPARTISAN	24.36%

REP U.S. Senate

Vote For 1

	TOTAL
JOHN CURTIS	104
JASON J. WALTON	23
BRAD WILSON	26
TRENT STAGGS	75
Overvotes	0
Undervotes	8
Contest Totals	236

REP U.S. House District 2

Vote For 1

	TOTAL
COLBY C. JENKINS	122
CELESTE MALOY	111
Overvotes	0
Undervotes	3
Contest Totals	236

REP Governor and Lieutenant Governor

Vote For 1

	TOTAL
SPENCER J. COX/ DEIDRE M.	76
PHIL LYMAN/ NATALIE CLAWSON	159
Overvotes	1
Undervotes	0
Contest Totals	236

Sutherland 20

REP Attorney General

Vote For 1

TOTAL

DEREK BROWN	121
FRANK DEMCY MYLAR	37
RACHEL TERRY	56
Overvotes	0
Undervotes	22
Contest Totals	236

REP State Auditor

Vote For 1

TOTAL

TINA CANNON	131
RICKY HATCH	84
Overvotes	0
Undervotes	21
Contest Totals	236

REP County Commission Seat C

Vote For 1

TOTAL

BILL WRIGHT	106
RUSSELL M. FINLINSON	58
CURT HARE	65
Overvotes	0
Undervotes	7
Contest Totals	236

REP Millard County Treasurer

Vote For 1

TOTAL

KRISTINE K CAMP	56
JODY TASKER ANDERSON	174
Overvotes	0
Undervotes	6
Contest Totals	236

Millard School Board District 3

Vote For 2

TOTAL

HANS-ERIK STEGEBY	36
DIANE F. GEORGE	169
MICHAEL S. LOVELL	62
JENNI FINLINSON	92
Overvotes	0
Undervotes	151
Contest Totals	510

Federal

Statistics	TOTAL
Registered Voters - Total	0
Registered Voters - Republican	0
Registered Voters - NONPARTISAN	0
Ballots Cast - Total	0
Ballots Cast - Republican	0
Ballots Cast - NONPARTISAN	0
Voter Turnout - Total	0.00%
Voter Turnout - Republican	0.00%
Voter Turnout - NONPARTISAN	0.00%

REP U.S. Senate

Vote For 1

	TOTAL
JOHN CURTIS	0
JASON J. WALTON	0
BRAD WILSON	0
TRENT STAGGS	0
Overvotes	0
Undervotes	0
Contest Totals	0

REP U.S. House District 2

Vote For 1

	TOTAL
COLBY C. JENKINS	0
CELESTE MALOY	0
Overvotes	0
Undervotes	0
Contest Totals	0


2024 Primary Election Canvass Report, Millard County

Prepared by Marki Rowley, Millard County Clerk
as of Tuesday, July 9, 2024

As required by State code, the following documents are attached and outline the Canvass Report of the 2024 Primary Election:

1. Summary Results Report
2. Precinct Level Results
3. Signed Canvass Report
4. Signed Audit Report
5. Canvass Statistics
6. Audit Reports for Post Election Audit conducted Tuesday, July 2, 2024.

I, Marki Rowley, Millard County Clerk, acting as the Election Officer in and for said County, do hereby certify compliance with the Lieutenant Governor's Office's rules and regulations for ballot security; and that the voter registration database, as well as the equipment and software is maintained in accordance with federal and state laws; and that the information contained in the forgoing report titled "Statement of Votes Cast" is accurate and is a full, true and correct copy of the report for the 2024 Primary Election held in Millard County on Tuesday, June 25, 2024, so far as the same relates to the offices named in the report.




Marki Rowley, Millard County Clerk

7/9/24

Date

We, the undersigned, acting as the Board of County Canvassers for Millard County, hereby certify the vote totals for those persons running as candidates in the Millard County 2024 Primary Election, as set forth in the foregoing report titled "Statement of Votes Cast".



Vicky Lyman

7-9-24


Date



Trevor Johnson

7-9-24

Date



Bill Wright

7-9-24

Date

Clerk Certification – to be completed before the canvass

Yes No I certify that I have reviewed the number of vote histories recorded in VISTA and they closely match the number of ballots cast in my county during this election.

Number of ballots counted: 3405

Number of vote histories: 3405

Difference: 0

Explain any differences:

Yes No I certify that I have properly maintained chain of custody controls as outlined in 20A-3a-401.1 and Rule 623-8.

Yes No I certify that I have properly maintained the voter list in accordance with state and federal laws (20A-3a-404(2)).

Yes No I complied with the requirements of the software validation rule R623-7: "before using any voting equipment, and before each election, the election officer shall verify that the firmware version on any voting equipment matches the firmware version that is certified by the EAC."

County Clerk Signature:



Date:

7/2/24

****Millard County** Canvass Statistics**

6-25-24

Fill in the green cells only and then submit to elections@utah.gov once your canvass is complete.

Section 1 - Ballot Statistics

1A	61.4%	Voter Turnout
1B	5561	Active voters (as of the voter registration deadline)
1C	3330	Number of counted ballots (Mail or Drop Box)
1D	72	Number of counted ballots (In-person)
1E	3	Number of ballots that were returned electronically (UOCAVA/disability)
1F	9	Number of counted ballots (Provisional)
1G	3414	Total number of ballots counted
1H	Yes	Does total ballots counted match the number of voters given vote history in VISTA
1I		If no, what is the difference
		We matched perfectly with Vista!

1I. Explain:

Section 2: Challenged and Uncounted Ballot Statistics

2A	21	Number of envelopes with a signature that does not match the voter's signature
2B	1	Number of unsigned envelopes
2C	2	Number of challenged ballots for other curable reasons
2D	49	Total number of ballots that were challenged (cured and not cured combined)
2E	24	Total number of curable that were not cured
2F	49.0%	Percentage of curable ballots that were not cured
2G	0	Total number of ballots where the voter submitted a disability affidavit*

Section 3: Rejected ballot statistics (ballots that cannot be cured)

3A	22	Number of ballots that were returned after the postmark deadline
3B	4	Number of ballots rejected for other non-curable reasons
3C	26	Total number of rejected that were not curable
3D	0.02	Percentage of ballots that were returned as undeliverable

Section 4: Provisional ballot statistics

4A	11	Number of provisional ballots issued
4B	9	Number of provisional ballots counted
4C	2	Total Number of provisional ballots not counted
4D		Already Voted
4E		Insufficient ID
4F		Unsigned
4G		Incomplete Form
4H	2	Other
4I	81.8%	Percentage of provisionals that were counted
4J	54	Number of provisional ballots that are same-day registration

Section 5: County Clerk Certification

Marki Rowley
Millard County

I certify that the information contained in this report is true and accurate.

This report must be sent to elections@utah.gov upon completion of the canvass



2024 Canvass - Audit Certification Report

County: Millard

Election: 2024 Primary

Paper Ballot Audit Summary

- Number of paper ballots processed: 3322
- Number of ballots audited: 50
- List the contests on the ballot that were audited:

State Senate Attorney General County County Treasurer
Congressional District #2 State Auditor County School Board District #3
Governor/ Lt. Governor County Commission Seat C

Were there any differences between the tabulation software and the votes marked on the paper ballots?

 Yes No *(*If YES, please attach an explanation of any inconsistencies)*

We matched perfectly.

DRE Machine Audit Summary (complete only if applicable)

- Number of voting machines used in the election: _____
- Number of polling places used for the election: _____
- Number of voting machines audited: _____
- Were tamper-evident seals affixed to all journal tape canisters? Yes No
*(*If no, please attach copies of the journal tape logs for the applicable canisters)*
- Did all machine serial numbers match when the canisters were installed and removed? Yes No
*(*If no, please attach copies of the journal tape logs for the applicable canisters)*
- Did any tape seals on the journal tape canisters show evidence of tampering? Yes No
*(*If yes, please attach copies of the logs for the applicable canisters)*
- Were there any differences between the machine results and hand-counted results for any audited machine? Yes No *(*If yes, please attach copies of the hand count logs for the applicable canisters)*

Signature Affidavit Audit Summary

Total number of signature affidavits audited: 82

Did the signature audit reveal any inconsistencies between a signature's initial verification and the audit?
 Yes No *(*If YES, please attach an explanation of any inconsistencies)*

On only one, it came down to a matter of opinion whether it should've been counted or not. Majority chose to count it.

Clerk Certification – to be completed before the canvass

Yes No I certify that I have reviewed the number of vote histories recorded in VISTA and they closely match the number of ballots cast in my county during this election.

Number of ballots counted: 3405

Number of vote histories: 3405

Difference: 0

Explain any differences:

Yes No I certify that I have properly maintained chain of custody controls as outlined in 20A-3a-401.1 and Rule 623-8.

Yes No I certify that I have properly maintained the voter list in accordance with state and federal laws (20A-3a-404(2)).

Yes No I complied with the requirements of the software validation rule R623-7: "before using any voting equipment, and before each election, the election officer shall verify that the firmware version on any voting equipment matches the firmware version that is certified by the EAC."

County Clerk Signature: 

Date: 7/2/24

	STATISTICS						Voter Turnout - Total	Voter Turnout - Republican	Voter Turnout - NONPARTISAN	
	Registered Voters - Total	Registered Voters - Republican	Registered Voters - NONPARTISAN	Ballots Cast - Total	Ballots Cast - Republican	Ballots Cast - NONPARTISAN				Ballots Cast - Blank
Abraham 14	102	79	23	52	45	7	0	50.98%	56.96%	30.43%
Delta 17	704	704	0	437	437	0	0	62.07%	62.07%	0%
Delta 18	746	746	0	437	437	0	0	58.58%	58.58%	0%
Deseret-Oasis 5	329	329	0	200	200	0	0	60.79%	60.79%	0%
Fillmore 1	617	617	0	421	421	0	0	68.23%	68.23%	0%
Fillmore 2	392	392	0	242	242	0	0	61.73%	61.73%	0%
Flowell 25	130	130	0	76	76	0	0	58.46%	58.46%	0%
Garrison 16	58	58	0	44	41	3	0	75.86%	70.69%	0%
Hinckley 11	284	284	0	177	177	0	0	62.32%	62.32%	0%
Holden 8	280	280	0	198	198	0	0	70.71%	70.71%	0%
Kanosh 4	300	300	0	172	172	0	0	57.33%	57.33%	0%
Learnington 7	180	142	38	102	86	16	0	56.67%	60.56%	42.11%
Lynndyl 19	93	58	35	45	32	13	0	48.39%	55.17%	37.14%
Meadow 3	177	177	0	110	110	0	1	62.15%	62.15%	0%
Oak City 6	540	408	132	331	280	51	0	61.3%	68.63%	38.64%
Scipio 9	175	173	2	115	115	0	0	65.71%	66.47%	0%
Sutherland 20	454	376	78	255	236	19	0	56.17%	62.77%	24.36%
Federal	0	0	0	0	0	0	0	0%	0%	0%
Totals	5,561	5,253	308	3,414	3,305	109	1			

Heidi Lynman
 Commissioner Heidi Lynman

Bill Wright
 Commissioner Bill Wright

Trevor Johnson
 Commissioner Trevor Johnson

REP U.S. Senate

VOTE FOR 1

17 of 18 Precincts Reporting

	JOHN CURTIS	JASON J. WALTON	BRAD WILSON	TRENT STAGGS	Total Votes Cast	Overvotes	Undervotes	Contest Total
Abraham 14	18	1	6	19	44	0	1	45
Delta 17	193	33	59	136	421	0	16	437
Delta 18	233	21	37	137	428	0	9	437
Deseret-Oasis 5	83	17	22	76	198	0	2	200
Fillmore 1	218	37	45	104	404	0	17	421
Fillmore 2	114	20	22	76	232	0	10	242
Flowell 25	26	9	6	31	72	0	4	76
Garrison 16	28	2	2	9	41	0	0	41
Hinckley 11	93	15	14	44	166	0	11	177
Holden 8	105	19	34	33	191	0	7	198
Kanosh 4	72	9	9	73	163	0	9	172
Leamington 7	41	6	9	28	84	0	2	86
Lymndyl 19	19	4	2	4	29	0	3	32
Meadow 3	50	8	10	37	105	0	5	110
Oak City 6	113	20	29	112	274	0	6	280
Scipio 9	58	2	9	46	115	0	0	115
Sutherland 20	104	23	26	75	228	0	8	236
Federal	0	0	0	0	0	0	0	0
Totals	1,568	246	341	1,040	3,195	0	110	3,305

	REP U.S. House District 2					REP Governor and Lieutenant Governor						
	VOTE FOR 1					VOTE FOR 1						
	17 of 18 Precincts Reporting					17 of 17 Precincts Reporting						
	COLBY C. JENKINS	CELESTE MALLOY	Total Votes Cast	Overvotes	Undervotes	Contest Total	SPENCER J. COX/ DEIDRE M. HENDERSON	PHIL LYMAN/ NATALIE CLAWSON	Total Votes Cast	Overvotes	Undervotes	Contest Total
Abraham 14	15	30	45	0	0	45	21	23	44	1	0	45
Delta 17	205	224	429	0	8	437	166	264	430	3	4	437
Delta 18	204	232	436	0	1	437	159	276	435	2	0	437
Deseret-Oasis 5	95	105	200	0	0	200	66	133	199	0	1	200
Fillmore 1	191	211	402	0	19	421	223	190	413	4	4	421
Fillmore 2	127	109	236	0	6	242	125	115	240	2	0	242
Flowell 25	37	37	74	0	2	76	37	37	74	1	1	76
Garrison 16	17	24	41	0	0	41	28	13	41	0	0	41
Hinckley 11	91	80	171	0	6	177	66	109	175	1	1	177
Holden 8	96	97	193	0	5	198	113	85	198	0	0	198
Kanosh 4	77	92	169	0	3	172	65	103	168	1	3	172
Learnington 7	32	53	85	0	1	86	32	54	86	0	0	86
Lyndyl 19	10	22	32	0	0	32	18	12	30	0	2	32
Meadow 3	44	62	106	0	4	110	49	58	107	1	2	110
Oak City 6	150	119	269	0	11	280	100	177	277	2	1	280
Scipio 9	51	64	115	0	0	115	46	68	114	1	0	115
Sutherland 20	122	111	233	0	3	236	76	159	235	1	0	236
Federal	0	0	0	0	0	0						
Totals	1,564	1,672	3,236	0	69	3,305	1,390	1,876	3,266	20	19	3,305

		REP Attorney General		VOTE FOR 1		17 of 17 Precincts Reporting			
		DEREK BROWN	FRANK DEMCY MYLAR	RACHEL TERRY	Total Votes Cast	Overvotes	Undervotes	Contest Total	
Abraham 14	18	11	12	41	0	4	45		
Delta 17	188	107	116	411	0	26	437		
Delta 18	218	86	113	417	0	20	437		
Deseret-Oasis 5	103	33	58	194	0	6	200		
Fillmore 1	214	76	104	394	0	27	421		
Fillmore 2	117	30	79	226	0	16	242		
Flowell 25	33	22	15	70	0	6	76		
Garrison 16	24	11	6	41	0	0	41		
Hinckley 11	66	32	69	167	0	10	177		
Holden 8	102	34	46	182	0	16	198		
Kanosh 4	67	58	38	163	0	9	172		
Leamington 7	43	15	23	81	0	5	86		
Lymndyl 19	19	3	8	30	0	2	32		
Meadow 3	55	28	20	103	0	7	110		
Oak City 6	106	78	73	257	0	23	280		
Scipio 9	59	26	27	112	0	3	115		
Sutherland 20	121	37	56	214	0	22	236		
Totals	1,553	687	863	3,103	0	202	3,305		

		REP State Auditor					
		VOTE FOR 1					
		17 of 17 Precincts Reporting					
		Total Votes Cast	Overvotes	Undervotes	Contest Total		
Abraham 14	TINA CANNON	29	0	3	45		
Delta 17	RICKY HATCH	13	0	33	437		
Delta 18		259	0	22	437		
Deseret-Oasis 5		111	0	14	200		
Fillmore 1		190	0	54	421		
Fillmore 2		147	0	20	242		
Flowell 25		40	0	8	76		
Garrison 16		28	0	0	41		
Hinckley 11		101	0	14	177		
Holden 8		106	0	21	198		
Kanosh 4		77	0	10	172		
Learnington 7		54	0	4	86		
Lyndyl 19		20	0	7	32		
Meadow 3		68	0	7	110		
Oak City 6		149	0	32	280		
Scipio 9		67	0	4	115		
Sutherland 20		131	0	21	236		
Totals		1,846	0	274	3,305		
		1,185	3,031				

REP County Commission Seat C

VOTE FOR 1

17 of 17 Precincts Reporting

	BILL WRIGHT	RUSSELL M. FINLINSON	CURT HARE	Total Votes Cast	Overvotes	Undervotes	Contest Total
Abraham 14	26	15	3	44	0	1	45
Delta 17	201	78	154	433	1	3	437
Delta 18	221	80	133	434	0	3	437
Deseret-Oasis 5	81	26	91	198	0	2	200
Fillmore 1	135	24	252	411	0	10	421
Fillmore 2	51	19	169	239	0	3	242
Flowell 25	40	5	28	73	0	3	76
Garrison 16	34	6	1	41	0	0	41
Hinckley 11	82	37	54	173	0	4	177
Holden 8	112	6	80	198	0	0	198
Kanosh 4	71	10	91	172	0	0	172
Learnington 7	42	20	23	85	0	1	86
Lynndyl 19	21	7	4	32	0	0	32
Meadow 3	42	9	56	107	0	3	110
Oak City 6	133	75	68	276	0	4	280
Scipio 9	70	9	33	112	0	3	115
Sutherland 20	106	58	65	229	0	7	236
Totals	1,468	484	1,305	3,257	1	47	3,305

REP Millard County Treasurer

VOTE FOR 1

17 of 17 Precincts Reporting

	KRISTINE K CAMP	JODY TASKER ANDERSON	Total Votes Cast	Overvotes	Undervotes	Contest Total
Abraham 14	7	37	44	0	1	45
Delta 17	169	265	434	0	3	437
Delta 18	162	273	435	0	2	437
Deseret-Oasis 5	46	148	194	0	6	200
Fillmore 1	380	32	412	0	9	421
Fillmore 2	216	24	240	0	2	242
Flowell 25	69	5	74	0	2	76
Garrison 16	15	19	34	0	7	41
Hinckley 11	68	105	173	0	4	177
Holden 8	167	25	192	0	6	198
Kanosh 4	133	36	169	0	3	172
Leamington 7	31	50	81	0	5	86
Lynndyl 19	16	14	30	0	2	32
Meadow 3	95	13	108	0	2	110
Oak City 6	127	133	260	0	20	280
Scipio 9	97	17	114	0	1	115
Sutherland 20	56	174	230	0	6	236
Totals	1,854	1,370	3,224	0	81	3,305

Millard School Board District 3

VOTE FOR 2

6 of 6 Precincts Reporting

	HANS-ERIK STEGEBY	DIANE F. GEORGE	MICHAEL S. LOVELL	JENNI FINLINSON	Total Votes Cast	Overvotes	Undervotes	Contest Total
Abraham 14	19	32	17	5	73	0	31	104
Garrison 16	4	14	20	31	69	0	19	88
Leamington 7	10	33	73	44	160	0	44	204
Lyndyl 19	20	9	30	15	74	0	16	90
Oak City 6	53	127	89	214	483	2	177	662
Sutherland 20	36	169	62	92	359	0	151	510
Totals	142	384	291	401	1,218	2	438	1,658