

Summary Results Report
 Primary Election
 June 25, 2024

OFFICIAL FINAL RESULTS

Iron County, Utah

STATISTICS

	TOTAL
Election Day Precincts Reporting	50 of 50
Precincts Complete	50 of 50
Precincts Partially Reported	0 of 50
Absentee/ Early Precincts Reporting	50 of 50
Registered Voters - Total	19,928
Registered Voters - Republican	19,928
Registered Voters - NONPARTISAN	0
Ballots Cast - Total	9,826
Ballots Cast - Republican	9,826
Ballots Cast - NONPARTISAN	0
Ballots Cast - Blank	4
Voter Turnout - Total	49.31%
Voter Turnout - Republican	49.31%
Voter Turnout - NONPARTISAN	0.00%

STATE OF UTAH)
) ss:
 COUNTY OF IRON)


I, Jonathan T. Whittaker, County Clerk of Iron County, Utah, do hereby certify that the following is a true and correct abstract of the statement of vote of this Iron County Utah Republican Primary Election, held on June 25, 2024 as reported and entered by the Board of County Canvassers, so far as the same relates to the office named.


Dated: July 9, 2024
 Board of Iron County Canvassers:


 Michael P. Bleak, Chairman

Nay
 Paul Cozzens, Commissioner


 Kenneth Carpenter, Sheriff

ATTEST:

 Jonathan T. Whittaker, Iron County Clerk



Republican for U.S. Senate

Vote For 1

	TOTAL
JOHN CURTIS	3,822
JASON J. WALTON	686
BRAD WILSON	1,249
TRENT STAGGS	3,880
Overvotes	7
Undervotes	182
Contest Totals	9,826

Republican for U.S. House District 2

Vote For 1

	TOTAL
COLBY C. JENKINS	4,508
CELESTE MALOY	5,187
Overvotes	4
Undervotes	127
Contest Totals	9,826

Republican for Governor and Lieutenant Governor

Vote For 1

	TOTAL
SPENCER J. COX/ DEIDRE M. HENDERSON	4,528
PHIL LYMAN/ NATALIE CLAWSON	5,218
Overvotes	19
Undervotes	61
Contest Totals	9,826

Republican for Attorney General

Vote For 1

	TOTAL
DEREK BROWN	4,483
FRANK DEMCY MYLAR	2,409
RACHEL TERRY	2,370
Overvotes	0
Undervotes	564
Contest Totals	9,826

Republican for State Auditor

Vote For 1

	TOTAL
TINA CANNON	4,688
RICKY HATCH	4,416
Overvotes	2
Undervotes	720
Contest Totals	9,826

Republican for State School Board District 15

Vote For 1

	TOTAL
JOANN BRINTON	241
KRISTAN L. NORTON	142
Overvotes	0
Undervotes	44
Contest Totals	427

Republican for County Commission "C"

Vote For 1

	TOTAL
KENNETH L. ROBINSON	6,452
MAILE WILSON EDWARDS	3,250
Overvotes	0
Undervotes	124
Contest Totals	9,826

****Iron County** Canvass Statistics**

****June 25, 2024****

Fill in the green cells only and then submit to elections@utah.gov once your canvass is complete.

Section 1 - Ballot Statistics

1A	49.3%	Voter Turnout
1B	19928	Active voters (as of the voter registration deadline)
1C	9372	Number of counted ballots (Mail or Drop Box)
1D	404	Number of counted ballots (In-person)
1E	12	Number of ballots that were returned electronically (UOCAVA/disability)
1F	38	Number of counted ballots (Provisional)
1G	9826	Total number of ballots counted
1H	Yes	Does total ballots counted match the number of voters given vote history in VISTA
1I		If no, what is the difference

1I Explain:

Section 2: Challenged and Uncounted Ballot Statistics

2A	19	Number of envelopes with a signature that does not match the voter's signature
2B	11	Number of unsigned envelopes
2C	9	Number of challenged ballots for other curable reasons
2D	55	Total number of ballots that were challenged (cured and not cured combined)
2E	39	Total number of curable that were not cured
2F	70.9%	Percentage of curable ballots that were not cured
2G	0	Total number of ballots where the voter submitted a disability affidavit*

Section 3: Rejected ballot statistics (ballots that cannot be cured)

3A	491	Number of ballots that were returned after the postmark deadline
3B		Number of ballots rejected for other non-curable reasons
3C	491	Total number of rejected that were not curable
3D		Percentage of ballots that were returned as undeliverable

Section 4: Provisional ballot statistics

4A	45	Number of provisional ballots issued
4B	38	Number of provisional ballots counted
4C	5	Total Number of provisional ballots not counted
4D		Already Voted
4E	1	Insufficient ID
4F		Unsigned
4G		Incomplete Form
4H	4	Other
4I	84.4%	Percentage of provisionals that were counted
4J	5	Number of provisional ballots that are same-day registration

Section 5: County Clerk Certification

Jon Whittaker I certify that the information contained in this report is true and accurate.

Iron County

This report must be sent to elections@utah.gov upon completion of the canvass



2024 Canvass - Audit Certification Report

County: Iron

Election: June 25, 2024

Paper Ballot Audit Summary

1. Number of paper ballots processed: 9813

2. Number of ballots audited: 100

3. List the contests on the ballot that were audited: Republican only

U.S. Senate, US House

State School 15

Governor - Lt. Gov

County Commission "C"

State Auditor, Attorney General

Were there any differences between the tabulation software and the votes marked on the paper ballots?

Yes No (*If YES, please attach an explanation of any inconsistencies)

DRE Machine Audit Summary (complete only if applicable)

1. Number of voting machines used in the election: _____

2. Number of polling places used for the election: _____

3. Number of voting machines audited: _____

4. Were tamper-evident seals affixed to all journal tape canisters? Yes No

(*If no, please attach copies of the journal tape logs for the applicable canisters)

5. Did all machine serial numbers match when the canisters were installed and removed? Yes No

(*If no, please attach copies of the journal tape logs for the applicable canisters)

6. Did any tape seals on the journal tape canisters show evidence of tampering? Yes No

(*If yes, please attach copies of the logs for the applicable canisters)

7. Were there any differences between the machine results and hand-counted results for any audited machine? Yes No *If yes, please attach copies of the hand count logs for the applicable canisters)

Signature Affidavit Audit Summary

Total number of signature affidavits audited: 100

Did the signature audit reveal any inconsistencies between a signature's initial verification and the audit?

Yes No (*If YES, please attach an explanation of any inconsistencies)

Clerk Certification – to be completed before the canvass

Yes No I certify that I have reviewed the number of vote histories recorded in VISTA and they closely match the number of ballots cast in my county during this election.

Number of ballots counted: 9813

Number of vote histories: 9822

Difference: in 9 to be tabulated

Explain any differences:

Yes No I certify that I have properly maintained chain of custody controls as outlined in 20A-3a-401.1 and Rule 623-8.

Yes No I certify that I have properly maintained the voter list in accordance with state and federal laws (20A-3a-404(2)).

Yes No I complied with the requirements of the software validation rule R623-7: "before using any voting equipment, and before each election, the election officer shall verify that the firmware version on any voting equipment matches the firmware version that is certified by the EAC."

County Clerk Signature



Date: July 2, 2024


POST ELECTION AUDIT OATH

STATE OF UTAH)
) **SS:**
COUNTY OF IRON)

I, Michael Bleak, do solemnly swear (or affirm) that I will support, obey and defend the constitution of the United States, and the constitution of the State of Utah, and that I will discharge the duties of as County Commissioner in participating in the 2024 Primary Election Post Audit with fidelity.

(Sign here)  (Date) 7/2/24

County Clerk  (Date) July 24, 2024 ^{gn}



Iron - '24 June Regular Primary - Post-Election Audit Batches

Yasmin Alvarado <yalvarado@utah.gov>

Tue 7/2/2024 9:43 AM

To:Shaneal Bess <sbess@ironcounty.net>

📎 1 attachments (106 KB)

2024 Audit Summary Report.pdf;

Hello,

Here are your randomized batches for the 2024 June Regular Primary post-election audit.

The audit policy requires 1% of ballots to be audited, with a minimum of 50 ballots, and 1 batch from each tabulator.

Vista Batch # #'s or Polls	ES&S DS-450 BALLOT BATCHES	ES&S DS-200	# OF BALLOT IN BATCHES
1160	M0160		50
1184	M0184		50

Please complete the Audit Summary Report attached to this email and send a copy.

Thank you.



YASMIN ALVARADO, MPA | ELECTION COORDINATOR
OFFICE OF LIEUTENANT GOVERNOR
DEIDRE M. HENDERSON
LTGOVERNOR.UTAH.GOV | 801-538-1054

3 PK

STATISTICS

	TOTAL
Registered Voters - Total	652
Registered Voters - Republican	652
Registered Voters - NONPARTISAN	0
Ballots Cast - Total	288
Ballots Cast - Republican	288
Ballots Cast - NONPARTISAN	0
Ballots Cast - Blank	0
Voter Turnout - Total	44.17%
Voter Turnout - Republican	44.17%
Voter Turnout - NONPARTISAN	0.00%

Republican for U.S. Senate

Vote For 1

	TOTAL
JOHN CURTIS	107
JASON J. WALTON	27
BRAD WILSON	34
TRENT STAGGS	116
Overvotes	0
Undervotes	4
Contest Totals	288

3 PK

Republican for U.S. House District 2

Vote For 1

	TOTAL
COLBY C. JENKINS	154
CELESTE MALOY	130
Overvotes	0
Undervotes	4
Contest Totals	288

Republican for Governor and Lieutenant Governor

Vote For 1

	TOTAL
SPENCER J. COX/ DEIDRE M. HENDERSON	118
PHIL LYMAN/ NATALIE CLAWSON	169
Overvotes	1
Undervotes	0
Contest Totals	288

Republican for Attorney General

Vote For 1

	TOTAL
DEREK BROWN	133
FRANK DEMCY MYLAR	76
RACHEL TERRY	61
Overvotes	0
Undervotes	18
Contest Totals	288

3 PK

Republican for State Auditor

Vote For 1

	TOTAL
TINA CANNON	129
RICKY HATCH	130
Overvotes	0
Undervotes	29
Contest Totals	288

Republican for County Commission "C"

Vote For 1

	TOTAL
KENNETH L. ROBINSON	200
MAILE WILSON EDWARDS	85
Overvotes	0
Undervotes	3
Contest Totals	288

BH

STATISTICS

	TOTAL
Registered Voters - Total	61
Registered Voters - Republican	61
Registered Voters - NONPARTISAN	0
Ballots Cast - Total	28
Ballots Cast - Republican	28
Ballots Cast - NONPARTISAN	0
Ballots Cast - Blank	0
Voter Turnout - Total	45.90%
Voter Turnout - Republican	45.90%
Voter Turnout - NONPARTISAN	0.00%

Republican for U.S. Senate

Vote For 1

	TOTAL
JOHN CURTIS	11
JASON J. WALTON	0
BRAD WILSON	3
TRENT STAGGS	14
Overvotes	0
Undervotes	0
Contest Totals	28

BH

Republican for U.S. House District 2

Vote For 1

	TOTAL
COLBY C. JENKINS	13
CELESTE MALOY	13
Overvotes	0
Undervotes	2
Contest Totals	28

Republican for Governor and Lieutenant Governor

Vote For 1

	TOTAL
SPENCER J. COX/ DEIDRE M. HENDERSON	16
PHIL LYMAN/ NATALIE CLAWSON	12
Overvotes	0
Undervotes	0
Contest Totals	28

Republican for Attorney General

Vote For 1

	TOTAL
DEREK BROWN	15
FRANK DEMCY MYLAR	4
RACHEL TERRY	8
Overvotes	0
Undervotes	1
Contest Totals	28

BH

Republican for State Auditor

Vote For 1

	TOTAL
TINA CANNON	16
RICKY HATCH	9
Overvotes	0
Undervotes	3
Contest Totals	28

Republican for County Commission "C"

Vote For 1

	TOTAL
KENNETH L. ROBINSON	20
MAILE WILSON EDWARDS	6
Overvotes	0
Undervotes	2
Contest Totals	28

BRYL

STATISTICS

	TOTAL
Registered Voters - Total	464
Registered Voters - Republican	464
Registered Voters - NONPARTISAN	0
Ballots Cast - Total	231
Ballots Cast - Republican	231
Ballots Cast - NONPARTISAN	0
Ballots Cast - Blank	0
Voter Turnout - Total	49.78%
Voter Turnout - Republican	49.78%
Voter Turnout - NONPARTISAN	0.00%

Republican for U.S. Senate

Vote For 1

	TOTAL
JOHN CURTIS	82
JASON J. WALTON	16
BRAD WILSON	40
TRENT STAGGS	91
Overvotes	1
Undervotes	1
Contest Totals	231

BRYL

Republican for U.S. House District 2

Vote For 1

	TOTAL
COLBY C. JENKINS	116
CELESTE MALOY	111
Overvotes	1
Undervotes	3
Contest Totals	231

Republican for Governor and Lieutenant Governor

Vote For 1

	TOTAL
SPENCER J. COX/ DEIDRE M. HENDERSON	74
PHIL LYMAN/ NATALIE CLAWSON	154
Overvotes	2
Undervotes	1
Contest Totals	231

Republican for Attorney General

Vote For 1

	TOTAL
DEREK BROWN	114
FRANK DEMCY MYLAR	76
RACHEL TERRY	33
Overvotes	0
Undervotes	8
Contest Totals	231

BRYL

Republican for State Auditor

Vote For 1

	TOTAL
TINA CANNON	127
RICKY HATCH	93
Overvotes	0
Undervotes	11
Contest Totals	231

Republican for State School Board District 15

Vote For 1

	TOTAL
JOANN BRINTON	135
KRISTAN L. NORTON	78
Overvotes	0
Undervotes	18
Contest Totals	231

Republican for County Commission "C"

Vote For 1

	TOTAL
KENNETH L. ROBINSON	193
MAILE WILSON EDWARDS	30
Overvotes	0
Undervotes	8
Contest Totals	231

CC 1

STATISTICS

	TOTAL
Registered Voters - Total	254
Registered Voters - Republican	254
Registered Voters - NONPARTISAN	0
Ballots Cast - Total	105
Ballots Cast - Republican	105
Ballots Cast - NONPARTISAN	0
Ballots Cast - Blank	2
Voter Turnout - Total	41.34%
Voter Turnout - Republican	41.34%
Voter Turnout - NONPARTISAN	0.00%

Republican for U.S. Senate

Vote For 1

	TOTAL
JOHN CURTIS	36
JASON J. WALTON	12
BRAD WILSON	7
TRENT STAGGS	46
Overvotes	0
Undervotes	4
Contest Totals	105

CC 1

Republican for U.S. House District 2

Vote For 1

	TOTAL
COLBY C. JENKINS	40
CELESTE MALOY	61
Overvotes	0
Undervotes	4
Contest Totals	105

Republican for Governor and Lieutenant Governor

Vote For 1

	TOTAL
SPENCER J. COX/ DEIDRE M. HENDERSON	46
PHIL LYMAN/ NATALIE CLAWSON	57
Overvotes	0
Undervotes	2
Contest Totals	105

Republican for Attorney General

Vote For 1

	TOTAL
DEREK BROWN	49
FRANK DEMCY MYLAR	27
RACHEL TERRY	23
Overvotes	0
Undervotes	6
Contest Totals	105

CC 1

Republican for State Auditor

Vote For 1

	TOTAL
TINA CANNON	57
RICKY HATCH	40
Overvotes	0
Undervotes	8
Contest Totals	105

Republican for County Commission "C"

Vote For 1

	TOTAL
KENNETH L. ROBINSON	69
MAILE WILSON EDWARDS	34
Overvotes	0
Undervotes	2
Contest Totals	105

CC 2

STATISTICS

	TOTAL
Registered Voters - Total	395
Registered Voters - Republican	395
Registered Voters - NONPARTISAN	0
Ballots Cast - Total	215
Ballots Cast - Republican	215
Ballots Cast - NONPARTISAN	0
Ballots Cast - Blank	0
Voter Turnout - Total	54.43%
Voter Turnout - Republican	54.43%
Voter Turnout - NONPARTISAN	0.00%

Republican for U.S. Senate

Vote For 1

	TOTAL
JOHN CURTIS	112
JASON J. WALTON	13
BRAD WILSON	18
TRENT STAGGS	65
Overvotes	1
Undervotes	6
Contest Totals	215

CC 2

Republican for U.S. House District 2

Vote For 1

	TOTAL
COLBY C. JENKINS	77
CELESTE MALOY	136
Overvotes	0
Undervotes	2
Contest Totals	215

Republican for Governor and Lieutenant Governor

Vote For 1

	TOTAL
SPENCER J. COX/ DEIDRE M. HENDERSON	112
PHIL LYMAN/ NATALIE CLAWSON	103
Overvotes	0
Undervotes	0
Contest Totals	215

Republican for Attorney General

Vote For 1

	TOTAL
DEREK BROWN	105
FRANK DEMCY MYLAR	31
RACHEL TERRY	62
Overvotes	0
Undervotes	17
Contest Totals	215

CC 2

Republican for State Auditor

Vote For 1

	TOTAL
TINA CANNON	123
RICKY HATCH	74
Overvotes	0
Undervotes	18
Contest Totals	215

Republican for County Commission "C"

Vote For 1

	TOTAL
KENNETH L. ROBINSON	118
MAILE WILSON EDWARDS	96
Overvotes	0
Undervotes	1
Contest Totals	215

CC 3

STATISTICS

	TOTAL
Registered Voters - Total	387
Registered Voters - Republican	387
Registered Voters - NONPARTISAN	0
Ballots Cast - Total	218
Ballots Cast - Republican	218
Ballots Cast - NONPARTISAN	0
Ballots Cast - Blank	0
Voter Turnout - Total	56.33%
Voter Turnout - Republican	56.33%
Voter Turnout - NONPARTISAN	0.00%

Republican for U.S. Senate

Vote For 1

	TOTAL
JOHN CURTIS	87
JASON J. WALTON	11
BRAD WILSON	25
TRENT STAGGS	94
Overvotes	0
Undervotes	1
Contest Totals	218

CC 3

Republican for U.S. House District 2

Vote For 1

	TOTAL
COLBY C. JENKINS	101
CELESTE MALOY	117
Overvotes	0
Undervotes	0
Contest Totals	218

Republican for Governor and Lieutenant Governor

Vote For 1

	TOTAL
SPENCER J. COX/ DEIDRE M. HENDERSON	100
PHIL LYMAN/ NATALIE CLAWSON	117
Overvotes	0
Undervotes	1
Contest Totals	218

Republican for Attorney General

Vote For 1

	TOTAL
DEREK BROWN	121
FRANK DEMCY MYLAR	48
RACHEL TERRY	40
Overvotes	0
Undervotes	9
Contest Totals	218

CC 3

Republican for State Auditor

Vote For 1

	TOTAL
TINA CANNON	124
RICKY HATCH	85
Overvotes	0
Undervotes	9
Contest Totals	218

Republican for County Commission "C"

Vote For 1

	TOTAL
KENNETH L. ROBINSON	139
MAILE WILSON EDWARDS	77
Overvotes	0
Undervotes	2
Contest Totals	218

CC 4

STATISTICS

	TOTAL
Registered Voters - Total	297
Registered Voters - Republican	297
Registered Voters - NONPARTISAN	0
Ballots Cast - Total	128
Ballots Cast - Republican	128
Ballots Cast - NONPARTISAN	0
Ballots Cast - Blank	0
Voter Turnout - Total	43.10%
Voter Turnout - Republican	43.10%
Voter Turnout - NONPARTISAN	0.00%

Republican for U.S. Senate

Vote For 1

	TOTAL
JOHN CURTIS	50
JASON J. WALTON	8
BRAD WILSON	14
TRENT STAGGS	51
Overvotes	1
Undervotes	4
Contest Totals	128

CC 4

Republican for U.S. House District 2

Vote For 1

	TOTAL
COLBY C. JENKINS	61
CELESTE MALOY	62
Overvotes	0
Undervotes	5
Contest Totals	128

Republican for Governor and Lieutenant Governor

Vote For 1

	TOTAL
SPENCER J. COX/ DEIDRE M. HENDERSON	62
PHIL LYMAN/ NATALIE CLAWSON	65
Overvotes	0
Undervotes	1
Contest Totals	128

Republican for Attorney General

Vote For 1

	TOTAL
DEREK BROWN	57
FRANK DEMCY MYLAR	34
RACHEL TERRY	27
Overvotes	0
Undervotes	10
Contest Totals	128

CC 4

Republican for State Auditor

Vote For 1

	TOTAL
TINA CANNON	68
RICKY HATCH	47
Overvotes	0
Undervotes	13
Contest Totals	128

Republican for County Commission "C"

Vote For 1

	TOTAL
KENNETH L. ROBINSON	75
MAILE WILSON EDWARDS	51
Overvotes	0
Undervotes	2
Contest Totals	128

CC 5

STATISTICS

	TOTAL
Registered Voters - Total	366
Registered Voters - Republican	366
Registered Voters - NONPARTISAN	0
Ballots Cast - Total	134
Ballots Cast - Republican	134
Ballots Cast - NONPARTISAN	0
Ballots Cast - Blank	0
Voter Turnout - Total	36.61%
Voter Turnout - Republican	36.61%
Voter Turnout - NONPARTISAN	0.00%

Republican for U.S. Senate

Vote For 1

	TOTAL
JOHN CURTIS	50
JASON J. WALTON	11
BRAD WILSON	10
TRENT STAGGS	61
Overvotes	0
Undervotes	2
Contest Totals	134

CC 5

Republican for U.S. House District 2

Vote For 1

	TOTAL
COLBY C. JENKINS	83
CELESTE MALOY	46
Overvotes	0
Undervotes	5
Contest Totals	134

Republican for Governor and Lieutenant Governor

Vote For 1

	TOTAL
SPENCER J. COX/ DEIDRE M. HENDERSON	55
PHIL LYMAN/ NATALIE CLAWSON	77
Overvotes	0
Undervotes	2
Contest Totals	134

Republican for Attorney General

Vote For 1

	TOTAL
DEREK BROWN	54
FRANK DEMCY MYLAR	41
RACHEL TERRY	30
Overvotes	0
Undervotes	9
Contest Totals	134

CC 5

Republican for State Auditor

Vote For 1

	TOTAL
TINA CANNON	69
RICKY HATCH	57
Overvotes	0
Undervotes	8
Contest Totals	134

Republican for County Commission "C"

Vote For 1

	TOTAL
KENNETH L. ROBINSON	94
MAILE WILSON EDWARDS	38
Overvotes	0
Undervotes	2
Contest Totals	134

CC 6

STATISTICS

	TOTAL
Registered Voters - Total	284
Registered Voters - Republican	284
Registered Voters - NONPARTISAN	0
Ballots Cast - Total	107
Ballots Cast - Republican	107
Ballots Cast - NONPARTISAN	0
Ballots Cast - Blank	0
Voter Turnout - Total	37.68%
Voter Turnout - Republican	37.68%
Voter Turnout - NONPARTISAN	0.00%

Republican for U.S. Senate

Vote For 1

	TOTAL
JOHN CURTIS	40
JASON J. WALTON	11
BRAD WILSON	16
TRENT STAGGS	39
Overvotes	0
Undervotes	1
Contest Totals	107

CC 6

Republican for U.S. House District 2

Vote For 1

	TOTAL
COLBY C. JENKINS	37
CELESTE MALOY	70
Overvotes	0
Undervotes	0
Contest Totals	107

Republican for Governor and Lieutenant Governor

Vote For 1

	TOTAL
SPENCER J. COX/ DEIDRE M. HENDERSON	69
PHIL LYMAN/ NATALIE CLAWSON	37
Overvotes	0
Undervotes	1
Contest Totals	107

Republican for Attorney General

Vote For 1

	TOTAL
DEREK BROWN	63
FRANK DEMCY MYLAR	18
RACHEL TERRY	24
Overvotes	0
Undervotes	2
Contest Totals	107

CC 6

Republican for State Auditor

Vote For 1

	TOTAL
TINA CANNON	52
RICKY HATCH	51
Overvotes	0
Undervotes	4
Contest Totals	107

Republican for County Commission "C"

Vote For 1

	TOTAL
KENNETH L. ROBINSON	54
MAILE WILSON EDWARDS	53
Overvotes	0
Undervotes	0
Contest Totals	107

CC 7

STATISTICS

	TOTAL
Registered Voters - Total	225
Registered Voters - Republican	225
Registered Voters - NONPARTISAN	0
Ballots Cast - Total	92
Ballots Cast - Republican	92
Ballots Cast - NONPARTISAN	0
Ballots Cast - Blank	0
Voter Turnout - Total	40.89%
Voter Turnout - Republican	40.89%
Voter Turnout - NONPARTISAN	0.00%

Republican for U.S. Senate

Vote For 1

	TOTAL
JOHN CURTIS	45
JASON J. WALTON	5
BRAD WILSON	13
TRENT STAGGS	28
Overvotes	0
Undervotes	1
Contest Totals	92

CC 7

Republican for U.S. House District 2

Vote For 1

	TOTAL
COLBY C. JENKINS	30
CELESTE MALOY	61
Overvotes	0
Undervotes	1
Contest Totals	92

Republican for Governor and Lieutenant Governor

Vote For 1

	TOTAL
SPENCER J. COX/ DEIDRE M. HENDERSON	55
PHIL LYMAN/ NATALIE CLAWSON	36
Overvotes	0
Undervotes	1
Contest Totals	92

Republican for Attorney General

Vote For 1

	TOTAL
DEREK BROWN	38
FRANK DEMCY MYLAR	19
RACHEL TERRY	28
Overvotes	0
Undervotes	7
Contest Totals	92

CC 7

Republican for State Auditor

Vote For 1

	TOTAL
TINA CANNON	44
RICKY HATCH	42
Overvotes	0
Undervotes	6
Contest Totals	92

Republican for County Commission "C"

Vote For 1

	TOTAL
KENNETH L. ROBINSON	45
MAILE WILSON EDWARDS	46
Overvotes	0
Undervotes	1
Contest Totals	92

CC 8

STATISTICS

	TOTAL
Registered Voters - Total	354
Registered Voters - Republican	354
Registered Voters - NONPARTISAN	0
Ballots Cast - Total	154
Ballots Cast - Republican	154
Ballots Cast - NONPARTISAN	0
Ballots Cast - Blank	0
Voter Turnout - Total	43.50%
Voter Turnout - Republican	43.50%
Voter Turnout - NONPARTISAN	0.00%

Republican for U.S. Senate

Vote For 1

	TOTAL
JOHN CURTIS	69
JASON J. WALTON	7
BRAD WILSON	22
TRENT STAGGS	48
Overvotes	0
Undervotes	8
Contest Totals	154

CC 8

Republican for U.S. House District 2

Vote For 1

	TOTAL
COLBY C. JENKINS	69
CELESTE MALOY	84
Overvotes	0
Undervotes	1
Contest Totals	154

Republican for Governor and Lieutenant Governor

Vote For 1

	TOTAL
SPENCER J. COX/ DEIDRE M. HENDERSON	82
PHIL LYMAN/ NATALIE CLAWSON	67
Overvotes	0
Undervotes	5
Contest Totals	154

Republican for Attorney General

Vote For 1

	TOTAL
DEREK BROWN	69
FRANK DEMCY MYLAR	37
RACHEL TERRY	38
Overvotes	0
Undervotes	10
Contest Totals	154

CC 8

Republican for State Auditor

Vote For 1

	TOTAL
TINA CANNON	71
RICKY HATCH	72
Overvotes	0
Undervotes	11
Contest Totals	154

Republican for County Commission "C"

Vote For 1

	TOTAL
KENNETH L. ROBINSON	106
MAILE WILSON EDWARDS	48
Overvotes	0
Undervotes	0
Contest Totals	154

CC 9

STATISTICS

	TOTAL
Registered Voters - Total	322
Registered Voters - Republican	322
Registered Voters - NONPARTISAN	0
Ballots Cast - Total	131
Ballots Cast - Republican	131
Ballots Cast - NONPARTISAN	0
Ballots Cast - Blank	0
Voter Turnout - Total	40.68%
Voter Turnout - Republican	40.68%
Voter Turnout - NONPARTISAN	0.00%

Republican for U.S. Senate

Vote For 1

	TOTAL
JOHN CURTIS	43
JASON J. WALTON	2
BRAD WILSON	27
TRENT STAGGS	58
Overvotes	0
Undervotes	1
Contest Totals	131

CC 9

Republican for U.S. House District 2

Vote For 1

	TOTAL
COLBY C. JENKINS	61
CELESTE MALOY	69
Overvotes	0
Undervotes	1
Contest Totals	131

Republican for Governor and Lieutenant Governor

Vote For 1

	TOTAL
SPENCER J. COX/ DEIDRE M. HENDERSON	57
PHIL LYMAN/ NATALIE CLAWSON	74
Overvotes	0
Undervotes	0
Contest Totals	131

Republican for Attorney General

Vote For 1

	TOTAL
DEREK BROWN	66
FRANK DEMCY MYLAR	37
RACHEL TERRY	21
Overvotes	0
Undervotes	7
Contest Totals	131

CC 9

Republican for State Auditor

Vote For 1

	TOTAL
TINA CANNON	63
RICKY HATCH	62
Overvotes	0
Undervotes	6
Contest Totals	131

Republican for County Commission "C"

Vote For 1

	TOTAL
KENNETH L. ROBINSON	83
MAILE WILSON EDWARDS	48
Overvotes	0
Undervotes	0
Contest Totals	131

CC 10

STATISTICS

	TOTAL
Registered Voters - Total	395
Registered Voters - Republican	395
Registered Voters - NONPARTISAN	0
Ballots Cast - Total	180
Ballots Cast - Republican	180
Ballots Cast - NONPARTISAN	0
Ballots Cast - Blank	1
Voter Turnout - Total	45.57%
Voter Turnout - Republican	45.57%
Voter Turnout - NONPARTISAN	0.00%

Republican for U.S. Senate

Vote For 1

	TOTAL
JOHN CURTIS	91
JASON J. WALTON	9
BRAD WILSON	17
TRENT STAGGS	59
Overvotes	0
Undervotes	4
Contest Totals	180

CC 10

Republican for U.S. House District 2

Vote For 1

	TOTAL
COLBY C. JENKINS	70
CELESTE MALOY	108
Overvotes	0
Undervotes	2
Contest Totals	180

Republican for Governor and Lieutenant Governor

Vote For 1

	TOTAL
SPENCER J. COX/ DEIDRE M. HENDERSON	98
PHIL LYMAN/ NATALIE CLAWSON	80
Overvotes	0
Undervotes	2
Contest Totals	180

Republican for Attorney General

Vote For 1

	TOTAL
DEREK BROWN	82
FRANK DEMCY MYLAR	31
RACHEL TERRY	56
Overvotes	0
Undervotes	11
Contest Totals	180

CC 10

Republican for State Auditor

Vote For 1

	TOTAL
TINA CANNON	104
RICKY HATCH	63
Overvotes	0
Undervotes	13
Contest Totals	180

Republican for County Commission "C"

Vote For 1

	TOTAL
KENNETH L. ROBINSON	106
MAILE WILSON EDWARDS	72
Overvotes	0
Undervotes	2
Contest Totals	180

CC 11

STATISTICS

	TOTAL
Registered Voters - Total	243
Registered Voters - Republican	243
Registered Voters - NONPARTISAN	0
Ballots Cast - Total	78
Ballots Cast - Republican	78
Ballots Cast - NONPARTISAN	0
Ballots Cast - Blank	0
Voter Turnout - Total	32.10%
Voter Turnout - Republican	32.10%
Voter Turnout - NONPARTISAN	0.00%

Republican for U.S. Senate

Vote For 1

	TOTAL
JOHN CURTIS	40
JASON J. WALTON	5
BRAD WILSON	6
TRENT STAGGS	25
Overvotes	0
Undervotes	2
Contest Totals	78

CC 11

Republican for U.S. House District 2

Vote For 1

	TOTAL
COLBY C. JENKINS	39
CELESTE MALOY	37
Overvotes	0
Undervotes	2
Contest Totals	78

Republican for Governor and Lieutenant Governor

Vote For 1

	TOTAL
SPENCER J. COX/ DEIDRE M. HENDERSON	35
PHIL LYMAN/ NATALIE CLAWSON	42
Overvotes	0
Undervotes	1
Contest Totals	78

Republican for Attorney General

Vote For 1

	TOTAL
DEREK BROWN	32
FRANK DEMCY MYLAR	18
RACHEL TERRY	21
Overvotes	0
Undervotes	7
Contest Totals	78

CC 11

Republican for State Auditor

Vote For 1

	TOTAL
TINA CANNON	39
RICKY HATCH	29
Overvotes	0
Undervotes	10
Contest Totals	78

Republican for County Commission "C"

Vote For 1

	TOTAL
KENNETH L. ROBINSON	50
MAILE WILSON EDWARDS	25
Overvotes	0
Undervotes	3
Contest Totals	78

CC 12

STATISTICS

	TOTAL
Registered Voters - Total	287
Registered Voters - Republican	287
Registered Voters - NONPARTISAN	0
Ballots Cast - Total	92
Ballots Cast - Republican	92
Ballots Cast - NONPARTISAN	0
Ballots Cast - Blank	0
Voter Turnout - Total	32.06%
Voter Turnout - Republican	32.06%
Voter Turnout - NONPARTISAN	0.00%

Republican for U.S. Senate

Vote For 1

	TOTAL
JOHN CURTIS	30
JASON J. WALTON	7
BRAD WILSON	13
TRENT STAGGS	40
Overvotes	1
Undervotes	1
Contest Totals	92

CC 12

Republican for U.S. House District 2

Vote For 1

	TOTAL
COLBY C. JENKINS	51
CELESTE MALOY	40
Overvotes	0
Undervotes	1
Contest Totals	92

Republican for Governor and Lieutenant Governor

Vote For 1

	TOTAL
SPENCER J. COX/ DEIDRE M. HENDERSON	46
PHIL LYMAN/ NATALIE CLAWSON	46
Overvotes	0
Undervotes	0
Contest Totals	92

Republican for Attorney General

Vote For 1

	TOTAL
DEREK BROWN	36
FRANK DEMCY MYLAR	25
RACHEL TERRY	29
Overvotes	0
Undervotes	2
Contest Totals	92

CC 12

Republican for State Auditor

Vote For 1

	TOTAL
TINA CANNON	45
RICKY HATCH	42
Overvotes	0
Undervotes	5
Contest Totals	92

Republican for County Commission "C"

Vote For 1

	TOTAL
KENNETH L. ROBINSON	64
MAILE WILSON EDWARDS	26
Overvotes	0
Undervotes	2
Contest Totals	92

CC 13

STATISTICS

	TOTAL
Registered Voters - Total	267
Registered Voters - Republican	267
Registered Voters - NONPARTISAN	0
Ballots Cast - Total	133
Ballots Cast - Republican	133
Ballots Cast - NONPARTISAN	0
Ballots Cast - Blank	0
Voter Turnout - Total	49.81%
Voter Turnout - Republican	49.81%
Voter Turnout - NONPARTISAN	0.00%

Republican for U.S. Senate

Vote For 1

	TOTAL
JOHN CURTIS	79
JASON J. WALTON	7
BRAD WILSON	11
TRENT STAGGS	35
Overvotes	0
Undervotes	1
Contest Totals	133

CC 13

Republican for U.S. House District 2

Vote For 1

	TOTAL
COLBY C. JENKINS	52
CELESTE MALOY	81
Overvotes	0
Undervotes	0
Contest Totals	133

Republican for Governor and Lieutenant Governor

Vote For 1

	TOTAL
SPENCER J. COX/ DEIDRE M. HENDERSON	79
PHIL LYMAN/ NATALIE CLAWSON	53
Overvotes	0
Undervotes	1
Contest Totals	133

Republican for Attorney General

Vote For 1

	TOTAL
DEREK BROWN	62
FRANK DEMCY MYLAR	27
RACHEL TERRY	34
Overvotes	0
Undervotes	10
Contest Totals	133

CC 13

Republican for State Auditor

Vote For 1

	TOTAL
TINA CANNON	73
RICKY HATCH	47
Overvotes	0
Undervotes	13
Contest Totals	133

Republican for County Commission "C"

Vote For 1

	TOTAL
KENNETH L. ROBINSON	72
MAILE WILSON EDWARDS	58
Overvotes	0
Undervotes	3
Contest Totals	133

CC 14

STATISTICS

	TOTAL
Registered Voters - Total	306
Registered Voters - Republican	306
Registered Voters - NONPARTISAN	0
Ballots Cast - Total	180
Ballots Cast - Republican	180
Ballots Cast - NONPARTISAN	0
Ballots Cast - Blank	0
Voter Turnout - Total	58.82%
Voter Turnout - Republican	58.82%
Voter Turnout - NONPARTISAN	0.00%

Republican for U.S. Senate

Vote For 1

	TOTAL
JOHN CURTIS	95
JASON J. WALTON	12
BRAD WILSON	20
TRENT STAGGS	51
Overvotes	0
Undervotes	2
Contest Totals	180

CC 14

Republican for U.S. House District 2

Vote For 1

	TOTAL
COLBY C. JENKINS	50
CELESTE MALOY	130
Overvotes	0
Undervotes	0
Contest Totals	180

Republican for Governor and Lieutenant Governor

Vote For 1

	TOTAL
SPENCER J. COX/ DEIDRE M. HENDERSON	121
PHIL LYMAN/ NATALIE CLAWSON	57
Overvotes	2
Undervotes	0
Contest Totals	180

Republican for Attorney General

Vote For 1

	TOTAL
DEREK BROWN	96
FRANK DEMCY MYLAR	32
RACHEL TERRY	47
Overvotes	0
Undervotes	5
Contest Totals	180

CC 14

Republican for State Auditor

Vote For 1

	TOTAL
TINA CANNON	100
RICKY HATCH	72
Overvotes	0
Undervotes	8
Contest Totals	180

Republican for County Commission "C"

Vote For 1

	TOTAL
KENNETH L. ROBINSON	114
MAILE WILSON EDWARDS	64
Overvotes	0
Undervotes	2
Contest Totals	180

CC 15

STATISTICS

	TOTAL
Registered Voters - Total	325
Registered Voters - Republican	325
Registered Voters - NONPARTISAN	0
Ballots Cast - Total	185
Ballots Cast - Republican	185
Ballots Cast - NONPARTISAN	0
Ballots Cast - Blank	0
Voter Turnout - Total	56.92%
Voter Turnout - Republican	56.92%
Voter Turnout - NONPARTISAN	0.00%

Republican for U.S. Senate

Vote For 1

	TOTAL
JOHN CURTIS	82
JASON J. WALTON	8
BRAD WILSON	22
TRENT STAGGS	71
Overvotes	0
Undervotes	2
Contest Totals	185

CC 15

Republican for U.S. House District 2

Vote For 1

	TOTAL
COLBY C. JENKINS	74
CELESTE MALOY	108
Overvotes	0
Undervotes	3
Contest Totals	185

Republican for Governor and Lieutenant Governor

Vote For 1

	TOTAL
SPENCER J. COX/ DEIDRE M. HENDERSON	104
PHIL LYMAN/ NATALIE CLAWSON	81
Overvotes	0
Undervotes	0
Contest Totals	185

Republican for Attorney General

Vote For 1

	TOTAL
DEREK BROWN	101
FRANK DEMCY MYLAR	40
RACHEL TERRY	42
Overvotes	0
Undervotes	2
Contest Totals	185

CC 15

Republican for State Auditor

Vote For 1

	TOTAL
TINA CANNON	113
RICKY HATCH	67
Overvotes	0
Undervotes	5
Contest Totals	185

Republican for County Commission "C"

Vote For 1

	TOTAL
KENNETH L. ROBINSON	111
MAILE WILSON EDWARDS	73
Overvotes	0
Undervotes	1
Contest Totals	185

CC 16

STATISTICS

	TOTAL
Registered Voters - Total	439
Registered Voters - Republican	439
Registered Voters - NONPARTISAN	0
Ballots Cast - Total	147
Ballots Cast - Republican	147
Ballots Cast - NONPARTISAN	0
Ballots Cast - Blank	0
Voter Turnout - Total	33.49%
Voter Turnout - Republican	33.49%
Voter Turnout - NONPARTISAN	0.00%

Republican for U.S. Senate

Vote For 1

	TOTAL
JOHN CURTIS	48
JASON J. WALTON	15
BRAD WILSON	18
TRENT STAGGS	64
Overvotes	0
Undervotes	2
Contest Totals	147

CC 16

Republican for U.S. House District 2

Vote For 1

	TOTAL
COLBY C. JENKINS	74
CELESTE MALOY	73
Overvotes	0
Undervotes	0
Contest Totals	147

Republican for Governor and Lieutenant Governor

Vote For 1

	TOTAL
SPENCER J. COX/ DEIDRE M. HENDERSON	58
PHIL LYMAN/ NATALIE CLAWSON	88
Overvotes	0
Undervotes	1
Contest Totals	147

Republican for Attorney General

Vote For 1

	TOTAL
DEREK BROWN	62
FRANK DEMCY MYLAR	38
RACHEL TERRY	38
Overvotes	0
Undervotes	9
Contest Totals	147

CC 16

Republican for State Auditor

Vote For 1

	TOTAL
TINA CANNON	70
RICKY HATCH	67
Overvotes	0
Undervotes	10
Contest Totals	147

Republican for County Commission "C"

Vote For 1

	TOTAL
KENNETH L. ROBINSON	83
MAILE WILSON EDWARDS	62
Overvotes	0
Undervotes	2
Contest Totals	147

CC 17

STATISTICS

	TOTAL
Registered Voters - Total	248
Registered Voters - Republican	248
Registered Voters - NONPARTISAN	0
Ballots Cast - Total	108
Ballots Cast - Republican	108
Ballots Cast - NONPARTISAN	0
Ballots Cast - Blank	0
Voter Turnout - Total	43.55%
Voter Turnout - Republican	43.55%
Voter Turnout - NONPARTISAN	0.00%

Republican for U.S. Senate

Vote For 1

	TOTAL
JOHN CURTIS	44
JASON J. WALTON	13
BRAD WILSON	22
TRENT STAGGS	28
Overvotes	0
Undervotes	1
Contest Totals	108

CC 17

Republican for U.S. House District 2

Vote For 1

	TOTAL
COLBY C. JENKINS	44
CELESTE MALOY	61
Overvotes	0
Undervotes	3
Contest Totals	108

Republican for Governor and Lieutenant Governor

Vote For 1

	TOTAL
SPENCER J. COX/ DEIDRE M. HENDERSON	57
PHIL LYMAN/ NATALIE CLAWSON	49
Overvotes	0
Undervotes	2
Contest Totals	108

Republican for Attorney General

Vote For 1

	TOTAL
DEREK BROWN	48
FRANK DEMCY MYLAR	18
RACHEL TERRY	34
Overvotes	0
Undervotes	8
Contest Totals	108

CC 17

Republican for State Auditor

Vote For 1

	TOTAL
TINA CANNON	52
RICKY HATCH	43
Overvotes	0
Undervotes	13
Contest Totals	108

Republican for County Commission "C"

Vote For 1

	TOTAL
KENNETH L. ROBINSON	72
MAILE WILSON EDWARDS	34
Overvotes	0
Undervotes	2
Contest Totals	108

CC 18

STATISTICS

	TOTAL
Registered Voters - Total	703
Registered Voters - Republican	703
Registered Voters - NONPARTISAN	0
Ballots Cast - Total	326
Ballots Cast - Republican	326
Ballots Cast - NONPARTISAN	0
Ballots Cast - Blank	0
Voter Turnout - Total	46.37%
Voter Turnout - Republican	46.37%
Voter Turnout - NONPARTISAN	0.00%

Republican for U.S. Senate

Vote For 1

	TOTAL
JOHN CURTIS	119
JASON J. WALTON	16
BRAD WILSON	47
TRENT STAGGS	134
Overvotes	1
Undervotes	9
Contest Totals	326

CC 18

Republican for U.S. House District 2

Vote For 1

	TOTAL
COLBY C. JENKINS	139
CELESTE MALOY	180
Overvotes	0
Undervotes	7
Contest Totals	326

Republican for Governor and Lieutenant Governor

Vote For 1

	TOTAL
SPENCER J. COX/ DEIDRE M. HENDERSON	146
PHIL LYMAN/ NATALIE CLAWSON	177
Overvotes	0
Undervotes	3
Contest Totals	326

Republican for Attorney General

Vote For 1

	TOTAL
DEREK BROWN	147
FRANK DEMCY MYLAR	69
RACHEL TERRY	91
Overvotes	0
Undervotes	19
Contest Totals	326

CC 18

Republican for State Auditor

Vote For 1

	TOTAL
TINA CANNON	147
RICKY HATCH	156
Overvotes	0
Undervotes	23
Contest Totals	326

Republican for County Commission "C"

Vote For 1

	TOTAL
KENNETH L. ROBINSON	196
MAILE WILSON EDWARDS	126
Overvotes	0
Undervotes	4
Contest Totals	326

CC 19

STATISTICS

	TOTAL
Registered Voters - Total	414
Registered Voters - Republican	414
Registered Voters - NONPARTISAN	0
Ballots Cast - Total	251
Ballots Cast - Republican	251
Ballots Cast - NONPARTISAN	0
Ballots Cast - Blank	0
Voter Turnout - Total	60.63%
Voter Turnout - Republican	60.63%
Voter Turnout - NONPARTISAN	0.00%

Republican for U.S. Senate

Vote For 1

	TOTAL
JOHN CURTIS	113
JASON J. WALTON	5
BRAD WILSON	41
TRENT STAGGS	82
Overvotes	0
Undervotes	10
Contest Totals	251

CC 19

Republican for U.S. House District 2

Vote For 1

	TOTAL
COLBY C. JENKINS	99
CELESTE MALOY	144
Overvotes	0
Undervotes	8
Contest Totals	251

Republican for Governor and Lieutenant Governor

Vote For 1

	TOTAL
SPENCER J. COX/ DEIDRE M. HENDERSON	145
PHIL LYMAN/ NATALIE CLAWSON	102
Overvotes	0
Undervotes	4
Contest Totals	251

Republican for Attorney General

Vote For 1

	TOTAL
DEREK BROWN	88
FRANK DEMCY MYLAR	84
RACHEL TERRY	53
Overvotes	0
Undervotes	26
Contest Totals	251

CC 19

Republican for State Auditor

Vote For 1

	TOTAL
TINA CANNON	121
RICKY HATCH	94
Overvotes	0
Undervotes	36
Contest Totals	251

Republican for County Commission "C"

Vote For 1

	TOTAL
KENNETH L. ROBINSON	116
MAILE WILSON EDWARDS	134
Overvotes	0
Undervotes	1
Contest Totals	251

CC 20

STATISTICS

	TOTAL
Registered Voters - Total	447
Registered Voters - Republican	447
Registered Voters - NONPARTISAN	0
Ballots Cast - Total	243
Ballots Cast - Republican	243
Ballots Cast - NONPARTISAN	0
Ballots Cast - Blank	0
Voter Turnout - Total	54.36%
Voter Turnout - Republican	54.36%
Voter Turnout - NONPARTISAN	0.00%

Republican for U.S. Senate

Vote For 1

	TOTAL
JOHN CURTIS	50
JASON J. WALTON	15
BRAD WILSON	28
TRENT STAGGS	150
Overvotes	0
Undervotes	0
Contest Totals	243

CC 20

Republican for U.S. House District 2

Vote For 1

	TOTAL
COLBY C. JENKINS	160
CELESTE MALOY	82
Overvotes	0
Undervotes	1
Contest Totals	243

Republican for Governor and Lieutenant Governor

Vote For 1

	TOTAL
SPENCER J. COX/ DEIDRE M. HENDERSON	62
PHIL LYMAN/ NATALIE CLAWSON	180
Overvotes	0
Undervotes	1
Contest Totals	243

Republican for Attorney General

Vote For 1

	TOTAL
DEREK BROWN	94
FRANK DEMCY MYLAR	99
RACHEL TERRY	45
Overvotes	0
Undervotes	5
Contest Totals	243

CC 20

Republican for State Auditor

Vote For 1

	TOTAL
TINA CANNON	100
RICKY HATCH	129
Overvotes	0
Undervotes	14
Contest Totals	243

Republican for County Commission "C"

Vote For 1

	TOTAL
KENNETH L. ROBINSON	186
MAILE WILSON EDWARDS	57
Overvotes	0
Undervotes	0
Contest Totals	243

CC 21

STATISTICS

	TOTAL
Registered Voters - Total	256
Registered Voters - Republican	256
Registered Voters - NONPARTISAN	0
Ballots Cast - Total	140
Ballots Cast - Republican	140
Ballots Cast - NONPARTISAN	0
Ballots Cast - Blank	0
Voter Turnout - Total	54.69%
Voter Turnout - Republican	54.69%
Voter Turnout - NONPARTISAN	0.00%

Republican for U.S. Senate

Vote For 1

	TOTAL
JOHN CURTIS	70
JASON J. WALTON	12
BRAD WILSON	18
TRENT STAGGS	37
Overvotes	0
Undervotes	3
Contest Totals	140

CC 21

Republican for U.S. House District 2

Vote For 1

	TOTAL
COLBY C. JENKINS	53
CELESTE MALOY	85
Overvotes	0
Undervotes	2
Contest Totals	140

Republican for Governor and Lieutenant Governor

Vote For 1

	TOTAL
SPENCER J. COX/ DEIDRE M. HENDERSON	78
PHIL LYMAN/ NATALIE CLAWSON	62
Overvotes	0
Undervotes	0
Contest Totals	140

Republican for Attorney General

Vote For 1

	TOTAL
DEREK BROWN	81
FRANK DEMCY MYLAR	19
RACHEL TERRY	33
Overvotes	0
Undervotes	7
Contest Totals	140

CC 21

Republican for State Auditor

Vote For 1

	TOTAL
TINA CANNON	56
RICKY HATCH	70
Overvotes	0
Undervotes	14
Contest Totals	140

Republican for County Commission "C"

Vote For 1

	TOTAL
KENNETH L. ROBINSON	85
MAILE WILSON EDWARDS	55
Overvotes	0
Undervotes	0
Contest Totals	140

CC 22

STATISTICS

	TOTAL
Registered Voters - Total	395
Registered Voters - Republican	395
Registered Voters - NONPARTISAN	0
Ballots Cast - Total	233
Ballots Cast - Republican	233
Ballots Cast - NONPARTISAN	0
Ballots Cast - Blank	0
Voter Turnout - Total	58.99%
Voter Turnout - Republican	58.99%
Voter Turnout - NONPARTISAN	0.00%

Republican for U.S. Senate

Vote For 1

	TOTAL
JOHN CURTIS	77
JASON J. WALTON	18
BRAD WILSON	35
TRENT STAGGS	93
Overvotes	1
Undervotes	9
Contest Totals	233

CC 22

Republican for U.S. House District 2

Vote For 1

	TOTAL
COLBY C. JENKINS	84
CELESTE MALOY	142
Overvotes	0
Undervotes	7
Contest Totals	233

Republican for Governor and Lieutenant Governor

Vote For 1

	TOTAL
SPENCER J. COX/ DEIDRE M. HENDERSON	117
PHIL LYMAN/ NATALIE CLAWSON	112
Overvotes	1
Undervotes	3
Contest Totals	233

Republican for Attorney General

Vote For 1

	TOTAL
DEREK BROWN	108
FRANK DEMCY MYLAR	54
RACHEL TERRY	52
Overvotes	0
Undervotes	19
Contest Totals	233

CC 22

Republican for State Auditor

Vote For 1

	TOTAL
TINA CANNON	115
RICKY HATCH	93
Overvotes	2
Undervotes	23
Contest Totals	233

Republican for County Commission "C"

Vote For 1

	TOTAL
KENNETH L. ROBINSON	154
MAILE WILSON EDWARDS	76
Overvotes	0
Undervotes	3
Contest Totals	233

CC 23

STATISTICS

	TOTAL
Registered Voters - Total	182
Registered Voters - Republican	182
Registered Voters - NONPARTISAN	0
Ballots Cast - Total	82
Ballots Cast - Republican	82
Ballots Cast - NONPARTISAN	0
Ballots Cast - Blank	0
Voter Turnout - Total	45.05%
Voter Turnout - Republican	45.05%
Voter Turnout - NONPARTISAN	0.00%

Republican for U.S. Senate

Vote For 1

	TOTAL
JOHN CURTIS	29
JASON J. WALTON	4
BRAD WILSON	11
TRENT STAGGS	36
Overvotes	0
Undervotes	2
Contest Totals	82

CC 23

Republican for U.S. House District 2

Vote For 1

	TOTAL
COLBY C. JENKINS	45
CELESTE MALOY	34
Overvotes	0
Undervotes	3
Contest Totals	82

Republican for Governor and Lieutenant Governor

Vote For 1

	TOTAL
SPENCER J. COX/ DEIDRE M. HENDERSON	37
PHIL LYMAN/ NATALIE CLAWSON	44
Overvotes	1
Undervotes	0
Contest Totals	82

Republican for Attorney General

Vote For 1

	TOTAL
DEREK BROWN	32
FRANK DEMCY MYLAR	27
RACHEL TERRY	18
Overvotes	0
Undervotes	5
Contest Totals	82

CC 23

Republican for State Auditor

Vote For 1

	TOTAL
TINA CANNON	44
RICKY HATCH	33
Overvotes	0
Undervotes	5
Contest Totals	82

Republican for County Commission "C"

Vote For 1

	TOTAL
KENNETH L. ROBINSON	56
MAILE WILSON EDWARDS	25
Overvotes	0
Undervotes	1
Contest Totals	82

CC 24

STATISTICS

	TOTAL
Registered Voters - Total	755
Registered Voters - Republican	755
Registered Voters - NONPARTISAN	0
Ballots Cast - Total	428
Ballots Cast - Republican	428
Ballots Cast - NONPARTISAN	0
Ballots Cast - Blank	0
Voter Turnout - Total	56.69%
Voter Turnout - Republican	56.69%
Voter Turnout - NONPARTISAN	0.00%

Republican for U.S. Senate

Vote For 1

	TOTAL
JOHN CURTIS	178
JASON J. WALTON	22
BRAD WILSON	54
TRENT STAGGS	172
Overvotes	0
Undervotes	2
Contest Totals	428

CC 24

Republican for U.S. House District 2

Vote For 1

	TOTAL
COLBY C. JENKINS	179
CELESTE MALOY	239
Overvotes	0
Undervotes	10
Contest Totals	428

Republican for Governor and Lieutenant Governor

Vote For 1

	TOTAL
SPENCER J. COX/ DEIDRE M. HENDERSON	233
PHIL LYMAN/ NATALIE CLAWSON	194
Overvotes	0
Undervotes	1
Contest Totals	428

Republican for Attorney General

Vote For 1

	TOTAL
DEREK BROWN	206
FRANK DEMCY MYLAR	95
RACHEL TERRY	102
Overvotes	0
Undervotes	25
Contest Totals	428

CC 24

Republican for State Auditor

Vote For 1

	TOTAL
TINA CANNON	222
RICKY HATCH	173
Overvotes	0
Undervotes	33
Contest Totals	428

Republican for County Commission "C"

Vote For 1

	TOTAL
KENNETH L. ROBINSON	267
MAILE WILSON EDWARDS	160
Overvotes	0
Undervotes	1
Contest Totals	428

CC 25

STATISTICS

	TOTAL
Registered Voters - Total	842
Registered Voters - Republican	842
Registered Voters - NONPARTISAN	0
Ballots Cast - Total	373
Ballots Cast - Republican	373
Ballots Cast - NONPARTISAN	0
Ballots Cast - Blank	0
Voter Turnout - Total	44.30%
Voter Turnout - Republican	44.30%
Voter Turnout - NONPARTISAN	0.00%

Republican for U.S. Senate

Vote For 1

	TOTAL
JOHN CURTIS	136
JASON J. WALTON	15
BRAD WILSON	38
TRENT STAGGS	174
Overvotes	0
Undervotes	10
Contest Totals	373

CC 25

Republican for U.S. House District 2

Vote For 1

	TOTAL
COLBY C. JENKINS	186
CELESTE MALOY	181
Overvotes	1
Undervotes	5
Contest Totals	373

Republican for Governor and Lieutenant Governor

Vote For 1

	TOTAL
SPENCER J. COX/ DEIDRE M. HENDERSON	150
PHIL LYMAN/ NATALIE CLAWSON	220
Overvotes	1
Undervotes	2
Contest Totals	373

Republican for Attorney General

Vote For 1

	TOTAL
DEREK BROWN	162
FRANK DEMCY MYLAR	88
RACHEL TERRY	97
Overvotes	0
Undervotes	26
Contest Totals	373

CC 25

Republican for State Auditor

Vote For 1

	TOTAL
TINA CANNON	160
RICKY HATCH	186
Overvotes	0
Undervotes	27
Contest Totals	373

Republican for County Commission "C"

Vote For 1

	TOTAL
KENNETH L. ROBINSON	242
MAILE WILSON EDWARDS	123
Overvotes	0
Undervotes	8
Contest Totals	373

CC 26

STATISTICS

	TOTAL
Registered Voters - Total	285
Registered Voters - Republican	285
Registered Voters - NONPARTISAN	0
Ballots Cast - Total	159
Ballots Cast - Republican	159
Ballots Cast - NONPARTISAN	0
Ballots Cast - Blank	0
Voter Turnout - Total	55.79%
Voter Turnout - Republican	55.79%
Voter Turnout - NONPARTISAN	0.00%

Republican for U.S. Senate

Vote For 1

	TOTAL
JOHN CURTIS	67
JASON J. WALTON	7
BRAD WILSON	17
TRENT STAGGS	64
Overvotes	0
Undervotes	4
Contest Totals	159

CC 26

Republican for U.S. House District 2

Vote For 1

	TOTAL
COLBY C. JENKINS	72
CELESTE MALOY	84
Overvotes	0
Undervotes	3
Contest Totals	159

Republican for Governor and Lieutenant Governor

Vote For 1

	TOTAL
SPENCER J. COX/ DEIDRE M. HENDERSON	76
PHIL LYMAN/ NATALIE CLAWSON	81
Overvotes	0
Undervotes	2
Contest Totals	159

Republican for Attorney General

Vote For 1

	TOTAL
DEREK BROWN	83
FRANK DEMCY MYLAR	23
RACHEL TERRY	45
Overvotes	0
Undervotes	8
Contest Totals	159

CC 26

Republican for State Auditor

Vote For 1

	TOTAL
TINA CANNON	64
RICKY HATCH	80
Overvotes	0
Undervotes	15
Contest Totals	159

Republican for County Commission "C"

Vote For 1

	TOTAL
KENNETH L. ROBINSON	101
MAILE WILSON EDWARDS	58
Overvotes	0
Undervotes	0
Contest Totals	159

CC 27

STATISTICS

	TOTAL
Registered Voters - Total	755
Registered Voters - Republican	755
Registered Voters - NONPARTISAN	0
Ballots Cast - Total	366
Ballots Cast - Republican	366
Ballots Cast - NONPARTISAN	0
Ballots Cast - Blank	0
Voter Turnout - Total	48.48%
Voter Turnout - Republican	48.48%
Voter Turnout - NONPARTISAN	0.00%

Republican for U.S. Senate

Vote For 1

	TOTAL
JOHN CURTIS	137
JASON J. WALTON	20
BRAD WILSON	42
TRENT STAGGS	158
Overvotes	0
Undervotes	9
Contest Totals	366

CC 27

Republican for U.S. House District 2

Vote For 1

	TOTAL
COLBY C. JENKINS	175
CELESTE MALOY	188
Overvotes	0
Undervotes	3
Contest Totals	366

Republican for Governor and Lieutenant Governor

Vote For 1

	TOTAL
SPENCER J. COX/ DEIDRE M. HENDERSON	171
PHIL LYMAN/ NATALIE CLAWSON	194
Overvotes	0
Undervotes	1
Contest Totals	366

Republican for Attorney General

Vote For 1

	TOTAL
DEREK BROWN	154
FRANK DEMCY MYLAR	111
RACHEL TERRY	80
Overvotes	0
Undervotes	21
Contest Totals	366

CC 27

Republican for State Auditor

Vote For 1

	TOTAL
TINA CANNON	185
RICKY HATCH	157
Overvotes	0
Undervotes	24
Contest Totals	366

Republican for County Commission "C"

Vote For 1

	TOTAL
KENNETH L. ROBINSON	240
MAILE WILSON EDWARDS	125
Overvotes	0
Undervotes	1
Contest Totals	366

CC 28

STATISTICS

	TOTAL
Registered Voters - Total	349
Registered Voters - Republican	349
Registered Voters - NONPARTISAN	0
Ballots Cast - Total	166
Ballots Cast - Republican	166
Ballots Cast - NONPARTISAN	0
Ballots Cast - Blank	0
Voter Turnout - Total	47.56%
Voter Turnout - Republican	47.56%
Voter Turnout - NONPARTISAN	0.00%

Republican for U.S. Senate

Vote For 1

	TOTAL
JOHN CURTIS	77
JASON J. WALTON	18
BRAD WILSON	14
TRENT STAGGS	52
Overvotes	0
Undervotes	5
Contest Totals	166

CC 28

Republican for U.S. House District 2

Vote For 1

	TOTAL
COLBY C. JENKINS	73
CELESTE MALOY	90
Overvotes	0
Undervotes	3
Contest Totals	166

Republican for Governor and Lieutenant Governor

Vote For 1

	TOTAL
SPENCER J. COX/ DEIDRE M. HENDERSON	91
PHIL LYMAN/ NATALIE CLAWSON	72
Overvotes	0
Undervotes	3
Contest Totals	166

Republican for Attorney General

Vote For 1

	TOTAL
DEREK BROWN	82
FRANK DEMCY MYLAR	36
RACHEL TERRY	39
Overvotes	0
Undervotes	9
Contest Totals	166

CC 28

Republican for State Auditor

Vote For 1

	TOTAL
TINA CANNON	87
RICKY HATCH	64
Overvotes	0
Undervotes	15
Contest Totals	166

Republican for County Commission "C"

Vote For 1

	TOTAL
KENNETH L. ROBINSON	93
MAILE WILSON EDWARDS	73
Overvotes	0
Undervotes	0
Contest Totals	166

CC 29

STATISTICS

	TOTAL
Registered Voters - Total	548
Registered Voters - Republican	548
Registered Voters - NONPARTISAN	0
Ballots Cast - Total	296
Ballots Cast - Republican	296
Ballots Cast - NONPARTISAN	0
Ballots Cast - Blank	0
Voter Turnout - Total	54.01%
Voter Turnout - Republican	54.01%
Voter Turnout - NONPARTISAN	0.00%

Republican for U.S. Senate

Vote For 1

	TOTAL
JOHN CURTIS	121
JASON J. WALTON	22
BRAD WILSON	46
TRENT STAGGS	105
Overvotes	0
Undervotes	2
Contest Totals	296

CC 29

Republican for U.S. House District 2

Vote For 1

	TOTAL
COLBY C. JENKINS	128
CELESTE MALOY	165
Overvotes	0
Undervotes	3
Contest Totals	296

Republican for Governor and Lieutenant Governor

Vote For 1

	TOTAL
SPENCER J. COX/ DEIDRE M. HENDERSON	170
PHIL LYMAN/ NATALIE CLAWSON	124
Overvotes	0
Undervotes	2
Contest Totals	296

Republican for Attorney General

Vote For 1

	TOTAL
DEREK BROWN	140
FRANK DEMCY MYLAR	60
RACHEL TERRY	80
Overvotes	0
Undervotes	16
Contest Totals	296

CC 29

Republican for State Auditor

Vote For 1

	TOTAL
TINA CANNON	160
RICKY HATCH	112
Overvotes	0
Undervotes	24
Contest Totals	296

Republican for County Commission "C"

Vote For 1

	TOTAL
KENNETH L. ROBINSON	190
MAILE WILSON EDWARDS	104
Overvotes	0
Undervotes	2
Contest Totals	296

CH

STATISTICS

	TOTAL
Registered Voters - Total	271
Registered Voters - Republican	271
Registered Voters - NONPARTISAN	0
Ballots Cast - Total	165
Ballots Cast - Republican	165
Ballots Cast - NONPARTISAN	0
Ballots Cast - Blank	0
Voter Turnout - Total	60.89%
Voter Turnout - Republican	60.89%
Voter Turnout - NONPARTISAN	0.00%

Republican for U.S. Senate

Vote For 1

	TOTAL
JOHN CURTIS	53
JASON J. WALTON	16
BRAD WILSON	13
TRENT STAGGS	78
Overvotes	0
Undervotes	5
Contest Totals	165

CH

Republican for U.S. House District 2

Vote For 1

	TOTAL
COLBY C. JENKINS	88
CELESTE MALOY	75
Overvotes	0
Undervotes	2
Contest Totals	165

Republican for Governor and Lieutenant Governor

Vote For 1

	TOTAL
SPENCER J. COX/ DEIDRE M. HENDERSON	78
PHIL LYMAN/ NATALIE CLAWSON	86
Overvotes	0
Undervotes	1
Contest Totals	165

Republican for Attorney General

Vote For 1

	TOTAL
DEREK BROWN	73
FRANK DEMCY MYLAR	40
RACHEL TERRY	42
Overvotes	0
Undervotes	10
Contest Totals	165

CH

Republican for State Auditor

Vote For 1

	TOTAL
TINA CANNON	76
RICKY HATCH	78
Overvotes	0
Undervotes	11
Contest Totals	165

Republican for County Commission "C"

Vote For 1

	TOTAL
KENNETH L. ROBINSON	106
MAILE WILSON EDWARDS	58
Overvotes	0
Undervotes	1
Contest Totals	165

CV

STATISTICS

	TOTAL
Registered Voters - Total	533
Registered Voters - Republican	533
Registered Voters - NONPARTISAN	0
Ballots Cast - Total	247
Ballots Cast - Republican	247
Ballots Cast - NONPARTISAN	0
Ballots Cast - Blank	0
Voter Turnout - Total	46.34%
Voter Turnout - Republican	46.34%
Voter Turnout - NONPARTISAN	0.00%

Republican for U.S. Senate

Vote For 1

	TOTAL
JOHN CURTIS	61
JASON J. WALTON	17
BRAD WILSON	23
TRENT STAGGS	146
Overvotes	0
Undervotes	0
Contest Totals	247

CV

Republican for U.S. House District 2

Vote For 1

	TOTAL
COLBY C. JENKINS	137
CELESTE MALOY	109
Overvotes	0
Undervotes	1
Contest Totals	247

Republican for Governor and Lieutenant Governor

Vote For 1

	TOTAL
SPENCER J. COX/ DEIDRE M. HENDERSON	65
PHIL LYMAN/ NATALIE CLAWSON	181
Overvotes	1
Undervotes	0
Contest Totals	247

Republican for Attorney General

Vote For 1

	TOTAL
DEREK BROWN	108
FRANK DEMCY MYLAR	83
RACHEL TERRY	46
Overvotes	0
Undervotes	10
Contest Totals	247

CV

Republican for State Auditor

Vote For 1

	TOTAL
TINA CANNON	118
RICKY HATCH	111
Overvotes	0
Undervotes	18
Contest Totals	247

Republican for County Commission "C"

Vote For 1

	TOTAL
KENNETH L. ROBINSON	190
MAILE WILSON EDWARDS	55
Overvotes	0
Undervotes	2
Contest Totals	247

ENO 1

STATISTICS

	TOTAL
Registered Voters - Total	487
Registered Voters - Republican	487
Registered Voters - NONPARTISAN	0
Ballots Cast - Total	227
Ballots Cast - Republican	227
Ballots Cast - NONPARTISAN	0
Ballots Cast - Blank	0
Voter Turnout - Total	46.61%
Voter Turnout - Republican	46.61%
Voter Turnout - NONPARTISAN	0.00%

Republican for U.S. Senate

Vote For 1

	TOTAL
JOHN CURTIS	81
JASON J. WALTON	22
BRAD WILSON	29
TRENT STAGGS	92
Overvotes	0
Undervotes	3
Contest Totals	227

ENO 1

Republican for U.S. House District 2

Vote For 1

	TOTAL
COLBY C. JENKINS	116
CELESTE MALOY	109
Overvotes	0
Undervotes	2
Contest Totals	227

Republican for Governor and Lieutenant Governor

Vote For 1

	TOTAL
SPENCER J. COX/ DEIDRE M. HENDERSON	90
PHIL LYMAN/ NATALIE CLAWSON	136
Overvotes	1
Undervotes	0
Contest Totals	227

Republican for Attorney General

Vote For 1

	TOTAL
DEREK BROWN	99
FRANK DEMCY MYLAR	68
RACHEL TERRY	55
Overvotes	0
Undervotes	5
Contest Totals	227

ENO 1

Republican for State Auditor

Vote For 1

	TOTAL
TINA CANNON	91
RICKY HATCH	125
Overvotes	0
Undervotes	11
Contest Totals	227

Republican for County Commission "C"

Vote For 1

	TOTAL
KENNETH L. ROBINSON	157
MAILE WILSON EDWARDS	67
Overvotes	0
Undervotes	3
Contest Totals	227

ENO 2

STATISTICS

	TOTAL
Registered Voters - Total	501
Registered Voters - Republican	501
Registered Voters - NONPARTISAN	0
Ballots Cast - Total	252
Ballots Cast - Republican	252
Ballots Cast - NONPARTISAN	0
Ballots Cast - Blank	0
Voter Turnout - Total	50.30%
Voter Turnout - Republican	50.30%
Voter Turnout - NONPARTISAN	0.00%

Republican for U.S. Senate

Vote For 1

	TOTAL
JOHN CURTIS	88
JASON J. WALTON	26
BRAD WILSON	39
TRENT STAGGS	94
Overvotes	0
Undervotes	5
Contest Totals	252

ENO 2

Republican for U.S. House District 2

Vote For 1

	TOTAL
COLBY C. JENKINS	128
CELESTE MALOY	122
Overvotes	0
Undervotes	2
Contest Totals	252

Republican for Governor and Lieutenant Governor

Vote For 1

	TOTAL
SPENCER J. COX/ DEIDRE M. HENDERSON	118
PHIL LYMAN/ NATALIE CLAWSON	134
Overvotes	0
Undervotes	0
Contest Totals	252

Republican for Attorney General

Vote For 1

	TOTAL
DEREK BROWN	86
FRANK DEMCY MYLAR	67
RACHEL TERRY	87
Overvotes	0
Undervotes	12
Contest Totals	252

ENO 2

Republican for State Auditor

Vote For 1

	TOTAL
TINA CANNON	124
RICKY HATCH	114
Overvotes	0
Undervotes	14
Contest Totals	252

Republican for County Commission "C"

Vote For 1

	TOTAL
KENNETH L. ROBINSON	163
MAILE WILSON EDWARDS	85
Overvotes	0
Undervotes	4
Contest Totals	252

ENO 3

STATISTICS

	TOTAL
Registered Voters - Total	580
Registered Voters - Republican	580
Registered Voters - NONPARTISAN	0
Ballots Cast - Total	276
Ballots Cast - Republican	276
Ballots Cast - NONPARTISAN	0
Ballots Cast - Blank	0
Voter Turnout - Total	47.59%
Voter Turnout - Republican	47.59%
Voter Turnout - NONPARTISAN	0.00%

Republican for U.S. Senate

Vote For 1

	TOTAL
JOHN CURTIS	95
JASON J. WALTON	17
BRAD WILSON	42
TRENT STAGGS	115
Overvotes	0
Undervotes	7
Contest Totals	276

ENO 3

Republican for U.S. House District 2

Vote For 1

	TOTAL
COLBY C. JENKINS	121
CELESTE MALOY	154
Overvotes	0
Undervotes	1
Contest Totals	276

Republican for Governor and Lieutenant Governor

Vote For 1

	TOTAL
SPENCER J. COX/ DEIDRE M. HENDERSON	102
PHIL LYMAN/ NATALIE CLAWSON	170
Overvotes	0
Undervotes	4
Contest Totals	276

Republican for Attorney General

Vote For 1

	TOTAL
DEREK BROWN	131
FRANK DEMCY MYLAR	74
RACHEL TERRY	65
Overvotes	0
Undervotes	6
Contest Totals	276

ENO 3

Republican for State Auditor

Vote For 1

	TOTAL
TINA CANNON	143
RICKY HATCH	121
Overvotes	0
Undervotes	12
Contest Totals	276

Republican for County Commission "C"

Vote For 1

	TOTAL
KENNETH L. ROBINSON	191
MAILE WILSON EDWARDS	78
Overvotes	0
Undervotes	7
Contest Totals	276

ENO 4

STATISTICS

	TOTAL
Registered Voters - Total	480
Registered Voters - Republican	480
Registered Voters - NONPARTISAN	0
Ballots Cast - Total	236
Ballots Cast - Republican	236
Ballots Cast - NONPARTISAN	0
Ballots Cast - Blank	0
Voter Turnout - Total	49.17%
Voter Turnout - Republican	49.17%
Voter Turnout - NONPARTISAN	0.00%

Republican for U.S. Senate

Vote For 1

	TOTAL
JOHN CURTIS	56
JASON J. WALTON	18
BRAD WILSON	39
TRENT STAGGS	121
Overvotes	0
Undervotes	2
Contest Totals	236

ENO 4

Republican for U.S. House District 2

Vote For 1

	TOTAL
COLBY C. JENKINS	123
CELESTE MALOY	110
Overvotes	0
Undervotes	3
Contest Totals	236

Republican for Governor and Lieutenant Governor

Vote For 1

	TOTAL
SPENCER J. COX/ DEIDRE M. HENDERSON	80
PHIL LYMAN/ NATALIE CLAWSON	154
Overvotes	0
Undervotes	2
Contest Totals	236

Republican for Attorney General

Vote For 1

	TOTAL
DEREK BROWN	81
FRANK DEMCY MYLAR	76
RACHEL TERRY	68
Overvotes	0
Undervotes	11
Contest Totals	236

ENO 4

Republican for State Auditor

Vote For 1

	TOTAL
TINA CANNON	117
RICKY HATCH	107
Overvotes	0
Undervotes	12
Contest Totals	236

Republican for County Commission "C"

Vote For 1

	TOTAL
KENNETH L. ROBINSON	167
MAILE WILSON EDWARDS	63
Overvotes	0
Undervotes	6
Contest Totals	236

ENO 5

STATISTICS

	TOTAL
Registered Voters - Total	464
Registered Voters - Republican	464
Registered Voters - NONPARTISAN	0
Ballots Cast - Total	201
Ballots Cast - Republican	201
Ballots Cast - NONPARTISAN	0
Ballots Cast - Blank	0
Voter Turnout - Total	43.32%
Voter Turnout - Republican	43.32%
Voter Turnout - NONPARTISAN	0.00%

Republican for U.S. Senate

Vote For 1

	TOTAL
JOHN CURTIS	81
JASON J. WALTON	13
BRAD WILSON	22
TRENT STAGGS	84
Overvotes	0
Undervotes	1
Contest Totals	201

ENO 5

Republican for U.S. House District 2

Vote For 1

	TOTAL
COLBY C. JENKINS	97
CELESTE MALOY	102
Overvotes	1
Undervotes	1
Contest Totals	201

Republican for Governor and Lieutenant Governor

Vote For 1

	TOTAL
SPENCER J. COX/ DEIDRE M. HENDERSON	80
PHIL LYMAN/ NATALIE CLAWSON	121
Overvotes	0
Undervotes	0
Contest Totals	201

Republican for Attorney General

Vote For 1

	TOTAL
DEREK BROWN	85
FRANK DEMCY MYLAR	60
RACHEL TERRY	54
Overvotes	0
Undervotes	2
Contest Totals	201

ENO 5

Republican for State Auditor

Vote For 1

	TOTAL
TINA CANNON	96
RICKY HATCH	95
Overvotes	0
Undervotes	10
Contest Totals	201

Republican for County Commission "C"

Vote For 1

	TOTAL
KENNETH L. ROBINSON	141
MAILE WILSON EDWARDS	57
Overvotes	0
Undervotes	3
Contest Totals	201

ENO 6

STATISTICS

	TOTAL
Registered Voters - Total	531
Registered Voters - Republican	531
Registered Voters - NONPARTISAN	0
Ballots Cast - Total	261
Ballots Cast - Republican	261
Ballots Cast - NONPARTISAN	0
Ballots Cast - Blank	0
Voter Turnout - Total	49.15%
Voter Turnout - Republican	49.15%
Voter Turnout - NONPARTISAN	0.00%

Republican for U.S. Senate

Vote For 1

	TOTAL
JOHN CURTIS	81
JASON J. WALTON	32
BRAD WILSON	28
TRENT STAGGS	117
Overvotes	0
Undervotes	3
Contest Totals	261

ENO 6

Republican for U.S. House District 2

Vote For 1

	TOTAL
COLBY C. JENKINS	125
CELESTE MALOY	135
Overvotes	0
Undervotes	1
Contest Totals	261

Republican for Governor and Lieutenant Governor

Vote For 1

	TOTAL
SPENCER J. COX/ DEIDRE M. HENDERSON	93
PHIL LYMAN/ NATALIE CLAWSON	163
Overvotes	3
Undervotes	2
Contest Totals	261

Republican for Attorney General

Vote For 1

	TOTAL
DEREK BROWN	109
FRANK DEMCY MYLAR	75
RACHEL TERRY	65
Overvotes	0
Undervotes	12
Contest Totals	261

ENO 6

Republican for State Auditor

Vote For 1

	TOTAL
TINA CANNON	139
RICKY HATCH	109
Overvotes	0
Undervotes	13
Contest Totals	261

Republican for County Commission "C"

Vote For 1

	TOTAL
KENNETH L. ROBINSON	168
MAILE WILSON EDWARDS	89
Overvotes	0
Undervotes	4
Contest Totals	261

KAN

STATISTICS

	TOTAL
Registered Voters - Total	367
Registered Voters - Republican	367
Registered Voters - NONPARTISAN	0
Ballots Cast - Total	196
Ballots Cast - Republican	196
Ballots Cast - NONPARTISAN	0
Ballots Cast - Blank	0
Voter Turnout - Total	53.41%
Voter Turnout - Republican	53.41%
Voter Turnout - NONPARTISAN	0.00%

Republican for U.S. Senate

Vote For 1

	TOTAL
JOHN CURTIS	78
JASON J. WALTON	11
BRAD WILSON	21
TRENT STAGGS	84
Overvotes	0
Undervotes	2
Contest Totals	196

KAN

Republican for U.S. House District 2

Vote For 1

	TOTAL
COLBY C. JENKINS	111
CELESTE MALOY	85
Overvotes	0
Undervotes	0
Contest Totals	196

Republican for Governor and Lieutenant Governor

Vote For 1

	TOTAL
SPENCER J. COX/ DEIDRE M. HENDERSON	91
PHIL LYMAN/ NATALIE CLAWSON	104
Overvotes	1
Undervotes	0
Contest Totals	196

Republican for Attorney General

Vote For 1

	TOTAL
DEREK BROWN	94
FRANK DEMCY MYLAR	50
RACHEL TERRY	38
Overvotes	0
Undervotes	14
Contest Totals	196

KAN

Republican for State Auditor

Vote For 1

	TOTAL
TINA CANNON	84
RICKY HATCH	100
Overvotes	0
Undervotes	12
Contest Totals	196

Republican for State School Board District 15

Vote For 1

	TOTAL
JOANN BRINTON	106
KRISTAN L. NORTON	64
Overvotes	0
Undervotes	26
Contest Totals	196

Republican for County Commission "C"

Vote For 1

	TOTAL
KENNETH L. ROBINSON	156
MAILE WILSON EDWARDS	38
Overvotes	0
Undervotes	2
Contest Totals	196

MIDV

STATISTICS

	TOTAL
Registered Voters - Total	518
Registered Voters - Republican	518
Registered Voters - NONPARTISAN	0
Ballots Cast - Total	261
Ballots Cast - Republican	261
Ballots Cast - NONPARTISAN	0
Ballots Cast - Blank	0
Voter Turnout - Total	50.39%
Voter Turnout - Republican	50.39%
Voter Turnout - NONPARTISAN	0.00%

Republican for U.S. Senate

Vote For 1

	TOTAL
JOHN CURTIS	81
JASON J. WALTON	24
BRAD WILSON	46
TRENT STAGGS	104
Overvotes	0
Undervotes	6
Contest Totals	261

MIDV

Republican for U.S. House District 2

Vote For 1

	TOTAL
COLBY C. JENKINS	136
CELESTE MALOY	122
Overvotes	0
Undervotes	3
Contest Totals	261

Republican for Governor and Lieutenant Governor

Vote For 1

	TOTAL
SPENCER J. COX/ DEIDRE M. HENDERSON	103
PHIL LYMAN/ NATALIE CLAWSON	154
Overvotes	1
Undervotes	3
Contest Totals	261

Republican for Attorney General

Vote For 1

	TOTAL
DEREK BROWN	117
FRANK DEMCY MYLAR	72
RACHEL TERRY	51
Overvotes	0
Undervotes	21
Contest Totals	261

MIDV

Republican for State Auditor

Vote For 1

	TOTAL
TINA CANNON	122
RICKY HATCH	120
Overvotes	0
Undervotes	19
Contest Totals	261

Republican for County Commission "C"

Vote For 1

	TOTAL
KENNETH L. ROBINSON	205
MAILE WILSON EDWARDS	54
Overvotes	0
Undervotes	2
Contest Totals	261

PARE

STATISTICS

	TOTAL
Registered Voters - Total	554
Registered Voters - Republican	554
Registered Voters - NONPARTISAN	0
Ballots Cast - Total	304
Ballots Cast - Republican	304
Ballots Cast - NONPARTISAN	0
Ballots Cast - Blank	0
Voter Turnout - Total	54.87%
Voter Turnout - Republican	54.87%
Voter Turnout - NONPARTISAN	0.00%

Republican for U.S. Senate

Vote For 1

	TOTAL
JOHN CURTIS	156
JASON J. WALTON	23
BRAD WILSON	41
TRENT STAGGS	72
Overvotes	0
Undervotes	12
Contest Totals	304

PARE

Republican for U.S. House District 2

Vote For 1

	TOTAL
COLBY C. JENKINS	128
CELESTE MALOY	169
Overvotes	0
Undervotes	7
Contest Totals	304

Republican for Governor and Lieutenant Governor

Vote For 1

	TOTAL
SPENCER J. COX/ DEIDRE M. HENDERSON	159
PHIL LYMAN/ NATALIE CLAWSON	142
Overvotes	1
Undervotes	2
Contest Totals	304

Republican for Attorney General

Vote For 1

	TOTAL
DEREK BROWN	143
FRANK DEMCY MYLAR	59
RACHEL TERRY	77
Overvotes	0
Undervotes	25
Contest Totals	304

PARE

Republican for State Auditor

Vote For 1

	TOTAL
TINA CANNON	102
RICKY HATCH	170
Overvotes	0
Undervotes	32
Contest Totals	304

Republican for County Commission "C"

Vote For 1

	TOTAL
KENNETH L. ROBINSON	205
MAILE WILSON EDWARDS	95
Overvotes	0
Undervotes	4
Contest Totals	304

PARG

STATISTICS

	TOTAL
Registered Voters - Total	311
Registered Voters - Republican	311
Registered Voters - NONPARTISAN	0
Ballots Cast - Total	193
Ballots Cast - Republican	193
Ballots Cast - NONPARTISAN	0
Ballots Cast - Blank	0
Voter Turnout - Total	62.06%
Voter Turnout - Republican	62.06%
Voter Turnout - NONPARTISAN	0.00%

Republican for U.S. Senate

Vote For 1

	TOTAL
JOHN CURTIS	66
JASON J. WALTON	31
BRAD WILSON	31
TRENT STAGGS	60
Overvotes	0
Undervotes	5
Contest Totals	193

PARG

Republican for U.S. House District 2

Vote For 1

	TOTAL
COLBY C. JENKINS	80
CELESTE MALOY	113
Overvotes	0
Undervotes	0
Contest Totals	193

Republican for Governor and Lieutenant Governor

Vote For 1

	TOTAL
SPENCER J. COX/ DEIDRE M. HENDERSON	80
PHIL LYMAN/ NATALIE CLAWSON	113
Overvotes	0
Undervotes	0
Contest Totals	193

Republican for Attorney General

Vote For 1

	TOTAL
DEREK BROWN	92
FRANK DEMCY MYLAR	36
RACHEL TERRY	44
Overvotes	0
Undervotes	21
Contest Totals	193

PARG

Republican for State Auditor

Vote For 1

	TOTAL
TINA CANNON	64
RICKY HATCH	111
Overvotes	0
Undervotes	18
Contest Totals	193

Republican for County Commission "C"

Vote For 1

	TOTAL
KENNETH L. ROBINSON	136
MAILE WILSON EDWARDS	55
Overvotes	0
Undervotes	2
Contest Totals	193

PARN

STATISTICS

	TOTAL
Registered Voters - Total	472
Registered Voters - Republican	472
Registered Voters - NONPARTISAN	0
Ballots Cast - Total	262
Ballots Cast - Republican	262
Ballots Cast - NONPARTISAN	0
Ballots Cast - Blank	1
Voter Turnout - Total	55.51%
Voter Turnout - Republican	55.51%
Voter Turnout - NONPARTISAN	0.00%

Republican for U.S. Senate

Vote For 1

	TOTAL
JOHN CURTIS	131
JASON J. WALTON	10
BRAD WILSON	33
TRENT STAGGS	82
Overvotes	1
Undervotes	5
Contest Totals	262

PARN

Republican for U.S. House District 2

Vote For 1

	TOTAL
COLBY C. JENKINS	118
CELESTE MALOY	140
Overvotes	0
Undervotes	4
Contest Totals	262

Republican for Governor and Lieutenant Governor

Vote For 1

	TOTAL
SPENCER J. COX/ DEIDRE M. HENDERSON	120
PHIL LYMAN/ NATALIE CLAWSON	140
Overvotes	0
Undervotes	2
Contest Totals	262

Republican for Attorney General

Vote For 1

	TOTAL
DEREK BROWN	129
FRANK DEMCY MYLAR	53
RACHEL TERRY	63
Overvotes	0
Undervotes	17
Contest Totals	262

PARN

Republican for State Auditor

Vote For 1

	TOTAL
TINA CANNON	76
RICKY HATCH	165
Overvotes	0
Undervotes	21
Contest Totals	262

Republican for County Commission "C"

Vote For 1

	TOTAL
KENNETH L. ROBINSON	170
MAILE WILSON EDWARDS	86
Overvotes	0
Undervotes	6
Contest Totals	262

PARS

STATISTICS

	TOTAL
Registered Voters - Total	386
Registered Voters - Republican	386
Registered Voters - NONPARTISAN	0
Ballots Cast - Total	212
Ballots Cast - Republican	212
Ballots Cast - NONPARTISAN	0
Ballots Cast - Blank	0
Voter Turnout - Total	54.92%
Voter Turnout - Republican	54.92%
Voter Turnout - NONPARTISAN	0.00%

Republican for U.S. Senate

Vote For 1

	TOTAL
JOHN CURTIS	84
JASON J. WALTON	16
BRAD WILSON	35
TRENT STAGGS	72
Overvotes	0
Undervotes	5
Contest Totals	212

PARS

Republican for U.S. House District 2

Vote For 1

	TOTAL
COLBY C. JENKINS	84
CELESTE MALOY	125
Overvotes	0
Undervotes	3
Contest Totals	212

Republican for Governor and Lieutenant Governor

Vote For 1

	TOTAL
SPENCER J. COX/ DEIDRE M. HENDERSON	104
PHIL LYMAN/ NATALIE CLAWSON	107
Overvotes	1
Undervotes	0
Contest Totals	212

Republican for Attorney General

Vote For 1

	TOTAL
DEREK BROWN	118
FRANK DEMCY MYLAR	39
RACHEL TERRY	42
Overvotes	0
Undervotes	13
Contest Totals	212

PARS

Republican for State Auditor

Vote For 1

	TOTAL
TINA CANNON	91
RICKY HATCH	105
Overvotes	0
Undervotes	16
Contest Totals	212

Republican for County Commission "C"

Vote For 1

	TOTAL
KENNETH L. ROBINSON	156
MAILE WILSON EDWARDS	51
Overvotes	0
Undervotes	5
Contest Totals	212

PARV

STATISTICS

	TOTAL
Registered Voters - Total	163
Registered Voters - Republican	163
Registered Voters - NONPARTISAN	0
Ballots Cast - Total	89
Ballots Cast - Republican	89
Ballots Cast - NONPARTISAN	0
Ballots Cast - Blank	0
Voter Turnout - Total	54.60%
Voter Turnout - Republican	54.60%
Voter Turnout - NONPARTISAN	0.00%

Republican for U.S. Senate

Vote For 1

	TOTAL
JOHN CURTIS	38
JASON J. WALTON	3
BRAD WILSON	10
TRENT STAGGS	35
Overvotes	0
Undervotes	3
Contest Totals	89

PARV

Republican for U.S. House District 2

Vote For 1

	TOTAL
COLBY C. JENKINS	34
CELESTE MALOY	55
Overvotes	0
Undervotes	0
Contest Totals	89

Republican for Governor and Lieutenant Governor

Vote For 1

	TOTAL
SPENCER J. COX/ DEIDRE M. HENDERSON	45
PHIL LYMAN/ NATALIE CLAWSON	44
Overvotes	0
Undervotes	0
Contest Totals	89

Republican for Attorney General

Vote For 1

	TOTAL
DEREK BROWN	42
FRANK DEMCY MYLAR	15
RACHEL TERRY	26
Overvotes	0
Undervotes	6
Contest Totals	89

PARV

Republican for State Auditor

Vote For 1

	TOTAL
TINA CANNON	31
RICKY HATCH	45
Overvotes	0
Undervotes	13
Contest Totals	89

Republican for County Commission "C"

Vote For 1

	TOTAL
KENNETH L. ROBINSON	62
MAILE WILSON EDWARDS	22
Overvotes	0
Undervotes	5
Contest Totals	89

SUM

STATISTICS

	TOTAL
Registered Voters - Total	171
Registered Voters - Republican	171
Registered Voters - NONPARTISAN	0
Ballots Cast - Total	104
Ballots Cast - Republican	104
Ballots Cast - NONPARTISAN	0
Ballots Cast - Blank	0
Voter Turnout - Total	60.82%
Voter Turnout - Republican	60.82%
Voter Turnout - NONPARTISAN	0.00%

Republican for U.S. Senate

Vote For 1

	TOTAL
JOHN CURTIS	57
JASON J. WALTON	11
BRAD WILSON	16
TRENT STAGGS	19
Overvotes	0
Undervotes	1
Contest Totals	104

SUM

Republican for U.S. House District 2

Vote For 1

	TOTAL
COLBY C. JENKINS	37
CELESTE MALOY	65
Overvotes	1
Undervotes	1
Contest Totals	104

Republican for Governor and Lieutenant Governor

Vote For 1

	TOTAL
SPENCER J. COX/ DEIDRE M. HENDERSON	58
PHIL LYMAN/ NATALIE CLAWSON	43
Overvotes	2
Undervotes	1
Contest Totals	104

Republican for Attorney General

Vote For 1

	TOTAL
DEREK BROWN	48
FRANK DEMCY MYLAR	17
RACHEL TERRY	31
Overvotes	0
Undervotes	8
Contest Totals	104

SUM

Republican for State Auditor

Vote For 1

	TOTAL
TINA CANNON	53
RICKY HATCH	44
Overvotes	0
Undervotes	7
Contest Totals	104

Republican for County Commission "C"

Vote For 1

	TOTAL
KENNETH L. ROBINSON	70
MAILE WILSON EDWARDS	31
Overvotes	0
Undervotes	3
Contest Totals	104

WSTV

STATISTICS

	TOTAL
Registered Voters - Total	637
Registered Voters - Republican	637
Registered Voters - NONPARTISAN	0
Ballots Cast - Total	343
Ballots Cast - Republican	343
Ballots Cast - NONPARTISAN	0
Ballots Cast - Blank	0
Voter Turnout - Total	53.85%
Voter Turnout - Republican	53.85%
Voter Turnout - NONPARTISAN	0.00%

Republican for U.S. Senate

Vote For 1

	TOTAL
JOHN CURTIS	120
JASON J. WALTON	23
BRAD WILSON	32
TRENT STAGGS	164
Overvotes	0
Undervotes	4
Contest Totals	343

WSTV

Republican for U.S. House District 2

Vote For 1

	TOTAL
COLBY C. JENKINS	156
CELESTE MALOY	185
Overvotes	0
Undervotes	2
Contest Totals	343

Republican for Governor and Lieutenant Governor

Vote For 1

	TOTAL
SPENCER J. COX/ DEIDRE M. HENDERSON	142
PHIL LYMAN/ NATALIE CLAWSON	200
Overvotes	0
Undervotes	1
Contest Totals	343

Republican for Attorney General

Vote For 1

	TOTAL
DEREK BROWN	148
FRANK DEMCY MYLAR	83
RACHEL TERRY	85
Overvotes	0
Undervotes	27
Contest Totals	343

WSTV

Republican for State Auditor

Vote For 1

	TOTAL
TINA CANNON	161
RICKY HATCH	157
Overvotes	0
Undervotes	25
Contest Totals	343

Republican for County Commission "C"

Vote For 1

	TOTAL
KENNETH L. ROBINSON	215
MAILE WILSON EDWARDS	124
Overvotes	0
Undervotes	4
Contest Totals	343

FEDERAL

STATISTICS

	TOTAL
Registered Voters - Total	0
Registered Voters - Republican	0
Registered Voters - NONPARTISAN	0
Ballots Cast - Total	0
Ballots Cast - Republican	0
Ballots Cast - NONPARTISAN	0
Ballots Cast - Blank	0
Voter Turnout - Total	0.00%
Voter Turnout - Republican	0.00%
Voter Turnout - NONPARTISAN	0.00%

Republican for U.S. Senate

Vote For 1

	TOTAL
JOHN CURTIS	0
JASON J. WALTON	0
BRAD WILSON	0
TRENT STAGGS	0
Overvotes	0
Undervotes	0
Contest Totals	0

FEDERAL

Republican for U.S. House District 2

Vote For 1

	TOTAL
COLBY C. JENKINS	0
CELESTE MALOY	0
Overvotes	0
Undervotes	0
Contest Totals	0